

Oracle Insurance

**Insbridge Enterprise
Rating**

**SoftRater Batch XML
Format User Guide**

Release 5.2.x

July 2016

Copyright © 2005, 2016, Oracle and/or its affiliates. All rights reserved.

Oracle Insurance Insbridge Enterprise Rating SoftRater Batch XML Format User Guide

Release 05.02.xx

Part # E76662-01

Library # E76672-01

July 2016

Primary Author: Mary Elizabeth Wiger

This software and related documentation are provided under a license agreement containing restrictions on use and disclosure and are protected by intellectual property laws. Except as expressly permitted in your license agreement or allowed by law, you may not use, copy, reproduce, translate, broadcast, modify, license, transmit, distribute, exhibit, perform, publish, or display any part, in any form, or by any means. Reverse engineering, disassembly, or decompilation of this software, unless required by law for interoperability, is prohibited.

The information contained herein is subject to change without notice and is not warranted to be error-free. If you find any errors, please report them to us in writing.

If this is software or related documentation that is delivered to the U.S. Government or anyone licensing it on behalf of the U.S. Government, the following notice is applicable:

U.S. GOVERNMENT END USERS: Oracle programs, including any operating system, integrated software, any programs installed on the hardware, and/or documentation, delivered to U.S. Government end users are "commercial computer software" pursuant to the applicable Federal Acquisition Regulation and agency-specific supplemental regulations. As such, use, duplication, disclosure, modification, and adaptation of the programs, including any operating system, integrated software, any programs installed on the hardware, and/or documentation, shall be subject to license terms and license restrictions applicable to the programs. No other rights are granted to the U.S. Government.

This software or hardware is developed for general use in a variety of information management applications. It is not developed or intended for use in any inherently dangerous applications, including applications that may create a risk of personal injury. If you use this software or hardware in dangerous applications, then you shall be responsible to take all appropriate fail-safe, backup, redundancy, and other measures to ensure its safe use. Oracle Corporation and its affiliates disclaim any liability for any damages caused by use of this software or hardware in dangerous applications.

Oracle and Java are registered trademarks of Oracle and/or its affiliates. Other names may be trademarks of their respective owners.

Intel and Intel Xeon are trademarks or registered trademarks of Intel Corporation. All SPARC trademarks are used under license and are trademarks or registered trademarks of SPARC International, Inc. AMD, Opteron, the AMD logo, and the AMD Opteron logo are trademarks or registered trademarks of Advanced Micro Devices. UNIX is a registered trademark of The Open Group.

This software or hardware and documentation may provide access to or information on content, products, and services from third parties. Oracle Corporation and its affiliates are not responsible for and expressly disclaim all warranties of any kind with respect to third-party content, products, and services. Oracle Corporation and its affiliates will not be responsible for any loss, costs, or damages incurred due to your access to or use of third-party content, products, or services.

CONTENTS

INSBRIDGE SOFTRATER BATCH	3
Batch Process for Windows	4
Preparation for Windows Batch	5
Batching Environments	5
CREATING A CUSTOM BATCH FILE.....	6
SoftRaterBatch.XML	6
Data Request	7
Definitions:	8
Data Submittal.....	9
Result emails.....	10

SUPPORT

CONTACTING SUPPORT	12
--------------------------	----

INSBRIDGE SOFTRATER BATCH

Batch rating allows for a directory of files or a large single file to be submitted for rating, testing or pricing analysis. Batches can be run from inside of RateManager on the Impact Analysis screen or submitted from outside of RateManager using any submission application chosen or designed by you.

- Generally, testing and pricing analysis are run from inside RateManager.
- A batch submitted outside of RateManger is generally for bulk rating or rating that needs to be passed through to other systems.

RateManager (Impact Analysis) can accept either a custom XML file or an Insbridge XML file. When you submit a custom file in RateManger (Impact Analysis), the file is converted to Insbridge XML and is returned in Insbridge XML.

A custom file can be submitted using an external process. When submitting a batch request outside of RateManager, the batch result file can be returned as custom XML. If you need custom XML returned from the batch, you must use a custom submission process.

There are some differences between batches submitted inside RateManger and batches submitted outside of RateManager.

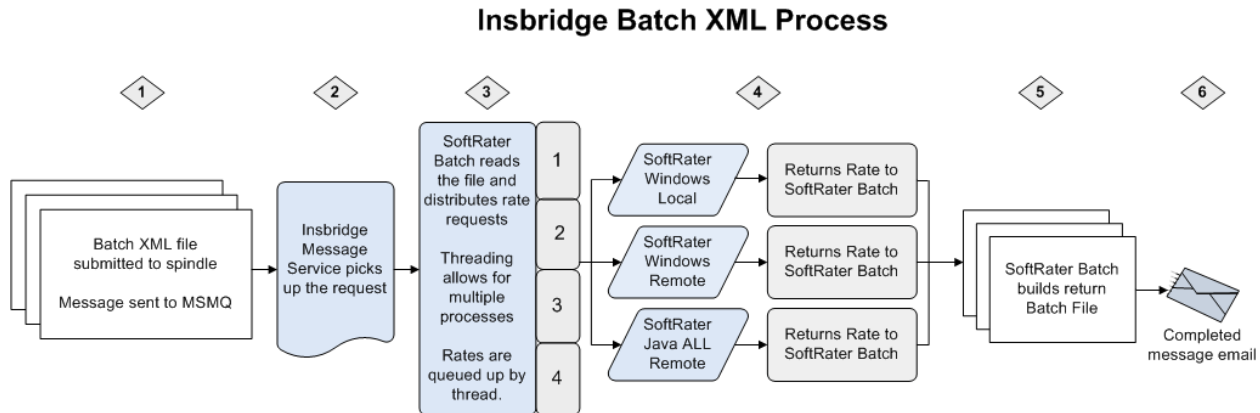
Differences

	Inside RateManager	Outside RateManager
File Locations:	The submitting file can be located on any share that the Insbridge user* has access to. The result file will be placed locally on the RateManager server.	The submitting file can be located on any share that the Insbridge user* has access to. The result file will be placed on any share that the Insbridge user has access to. The result file location must be specified in the submission.
File Types:	A custom XML file or and Insbridge XML file are allowed. The result file will be in Insbridge XML.	A custom XML file or and Insbridge XML file are allowed. The result file will be in Insbridge XML if specified in the submission. If you require the result XML file in another format, you must use the Outside RateManager method.
Submission Method:	Batches can be submitted from Impact Analysis, Batch Files tab.	Batches can be submitted using any submission application chosen or developed by the customer.

NOTE: * The Insbridge user is the user that was setup to run the installation of Insbridge Enterprise Rating. Most instances of the Insbridge Enterprise Rating system are set up to run under the Insbridge user. To verify that the Insbridge user is running, check the Insbridge Message service to see the user designated.

NOTE: If you want to use Impact Analysis to run pricing scenarios, the file must be in Insbridge XML and you will have to use RateManager to submit the file.

BATCH PROCESS FOR WINDOWS



1. Batch is submitted:
 - a. **Through RateManager:** Enter Impact Analysis and submit batch.
 - b. **Custom:** The request to batch the file is submitted to the web service end point (spindle). The submission mechanism can be any submission application chosen or designed by the customer. Once the spindle has the request, the request is sent to MSMQ.
2. The Insbridge Message Service picks up the request and routes to the SoftRater Batch,. Java message service
3. The file is read and processed.
 - a. Rates are queued up by threads. The number threads that SoftRater uses can be set in IBFA. This will allow for multiple rates to be processed at the same time.
 - b. The requests are distributed to the rating environment designated in the file. The target environment can be specified for individual files or the entire batch.
 - c. All SoftRater environments can be used. Windows or Java, local or remote engines all can be utilized simultaneously.
4. The rating environments return results to the SoftRater Batch. Results are gathered in the order in which they were processed. This may not be the order in which they are in the request file.
5. SoftRater Batch builds the result file and places the file in the directory specified in the batch request.
6. An email is sent to the address specified if SMTP has been properly configured. The email will state that the batch file process is finished.

PREPARATION FOR WINDOWS BATCH

IBFA must be prepared to receive and process batch files. Only files located on a network share can be batch rated, i.e. the file path must be of the form "[\\server\folder\file.xml](#)".

On the IBFA that will receive the batch:

- The batch file is located on a share that the Insbridge user can access. This may require permissions to be set on the share file to allow the Insbridge user access.
- If necessary, set the thread count. Threading enables a process to finish faster by splitting the process into smaller processes that run quasi-simultaneously. Thread settings for Batches are located in IBFA on the Services page. Click the **Edit Process Configuration** button and enter the number of threads you want.
- On the Services page in IBFA, verify that the Insbridge Message Service has been started.
- Verify that MSMQ is running.
- Verify that all necessary batch environments have been set up.

NOTE: *If you are rating with a Java engine (IBSS), you will need to set up an IBFA to receive and reroute the request to the Java engine (IBSS).*

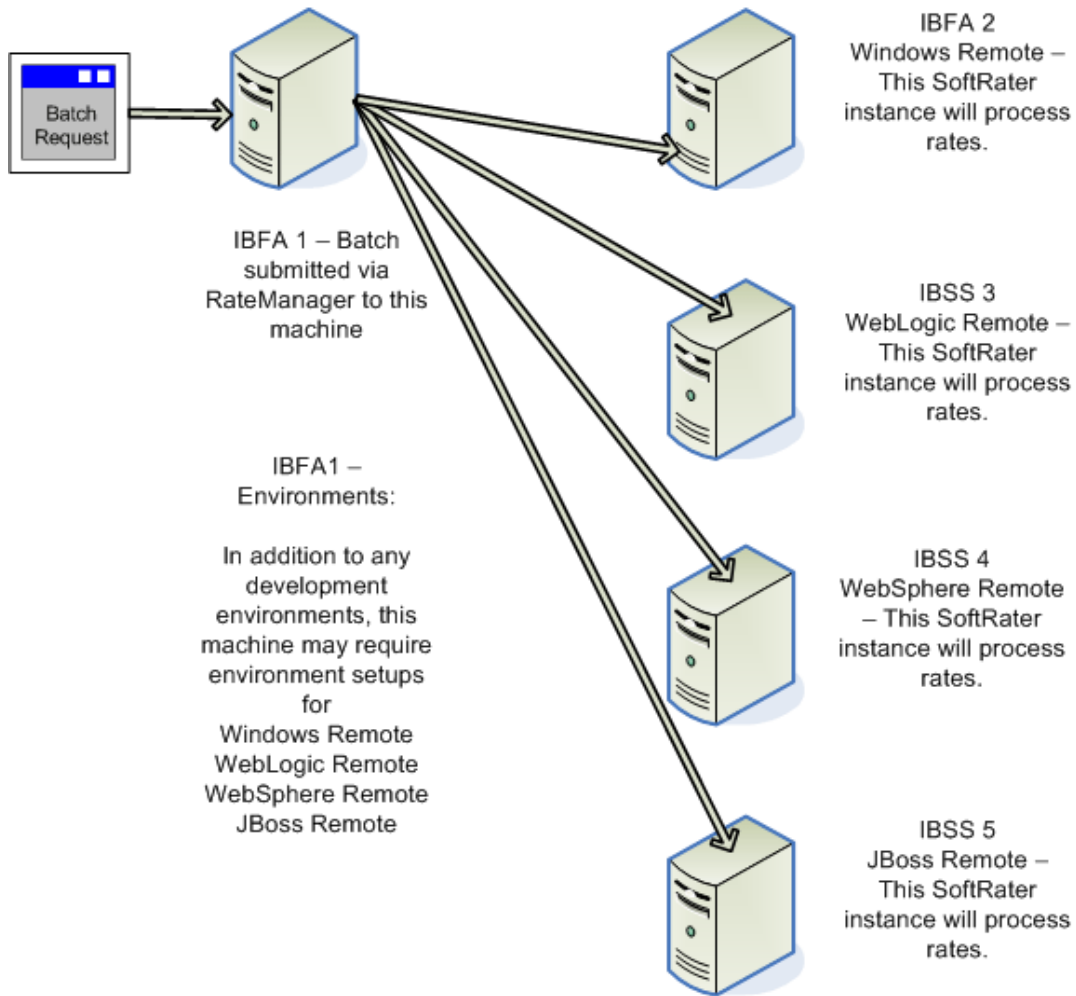
On the IBFA and/or IBSS that will rate the batch:

- If you are in a Windows only environment, this can be the same IBFA that receives the batch.
- Verify that all necessary batch environments have been set up.
- The result batch file is placed on a share that the Insbridge user can access. This may require permissions to be set on the share file to allow the Insbridge user access.

Batching Environments

Batching environments may be different from the rating and development environments that are typically set up. Environments must be created on the IBFA or IBSS that will be performing the rating and on the IBFA that is sending (routing) the rating request. This allows the SoftRater batch to send (route) requests to the local and remote servers to process and for the receiving server to process that batch.

In the batch rate request the rating environments can be specified at the file level or for the entire batch. Setting the rating environment for each file (request) will allow you to rate against one or more environments.



CREATING A CUSTOM BATCH FILE

Custom batch files can be created in any XML program. The batch file must contain:

- a. The files to be rated. This can be one large XML file or a directory of XML files. Directories can be signified by *.xml.
- b. The name of the result file and the location where the result file should be placed.
- c. An email address for the person who needs to be notified when the batch process is finished.

The file should be placed anywhere that can be accessed by the Insbridge user.

SoftRaterBatch.XML

SoftRaterBatch.XML is designed to provide the maximum amount of integration flexibility while maintain a high level of operational efficiency for the SoftRater Batch rating application. Please see the BatchRating.xsd file for a more detailed explanation of the request document.

The BatchRating.xsd file is located on the server where Insbridge was initially installed:

- [DRIVE]:\Program Files\Oracle\Insbridge\Framework\4.5.0 – If the initial installation was release 4.9 or later.
- [DRIVE]:\Program Files\Oracle\IGBU\Insbridge\Framework\3.5.0 – If the initial installation was release 3.13 to 4.8.x.
- [DRIVE]:\Program Files\Oracle\IGBU\Insbridge\Framework\2.0.0 – If the initial installation was release 3.12.
- [DRIVE]:\Program Files\Insbridge\Framework\2.0.0 – If the initial installation was release 3.11 or previous.

Data Request

Example:

```
<batch xmlns='urn:batchmessage-schema'>
<request rssltFile='Share\BatchResults\FileName' name='Ohio' heading='1'
requestor_email='john.doe@example.com' heading='0' inputs='0' root='1'
result_desc='1' empty_results='0' remove_input_file='0'
detail_email='1' newline_seperator='0'>
  <contact name='John Doe' email='john.doe@example.com' />
  <file location='C:\Batch\Insbridge\Rating\XML\Auto.xml'></file>
  <processor type='in' path='c:\in.xslt'>
    <param name='version' value='1.0' />
  </processor>
</request>
</batch>
```


Definitions:

ELEMENT	DATA TYPE	DESCRIPTION	REQUIRED
<batch>		Insbridge document namespace node.	Y
<request>		Batch request node.	Y
rsltFile	String	Result file that the process will add the SoftRater Batch results to.	Y
name	String	Friendly name for the request.	Y
requestor_email	String	Email address of the SoftRater Batch requestor.	N
heading	Long	Add company descriptions to the results.	N
inputs	Long	Add program inputs passed in for rating to the results.	N
root	Long	Add root node to the results.	N
result_desc	Long	Add descriptions to the result items.	N
empty_results	Long	Include empty result items.	N
remove_input_file	Long	Delete rating input file.	N
encoding	Long	Encode results.	N
detail_email	Long	Add details to response email.	N
remove_temp_file	Long	Delete temporary files.	N
newline_seperator	Long	Add newline return at the end of each result. By default the value is set to '0', which means no newline after each result. If you want newline to be added, please set to '1'.	N
override_rsltFile	Long	Deletes the target result file if file already exists.	N
<contact>		Contact target node.	N
name	String	Name of the contact.	N
email	String	Email address of the contact.	Y
<file>		File target node.	Y
location	String	SoftRater Batch rating input file.	Y
tag	String	Element tagname for the root element of each custom rating input file.	Y
<processor>		SoftRater Batch request custom in and/or out processing.	N
type	String	Value must be either 'in' or 'out'.	Y
path	String	Location of the XSLT processor.	Y
<param>		SoftRater Batch request custom in and/or out processing params.	N

name	String	Name of the XSLT param.	Y
value	String	Value of the XSLT param.	Y

<stats> Node

If the root attribute is set to 1, then <stats> will be added in the batch output file. The <stats> node is a sibling of the transaction nodes and differs from the <stats> node generated for each transaction, if enabled for the SoftRater server. For example:

```
<stats>
  <running_time>00:00:00.0970000</running_time>
  <avg_response_time>000.0485000</avg_response_time>
</stats>
```

Where child elements are:

- **running_time:** the elapsed time for processing the entire batch, expressed in "hh:mm:ss.SSSSSS" format
- **avg_response_time:** the average processing time for an individual transaction in the batch, expressed in "sss.SSSSSS" format

DATA SUBMITTAL

The Insbridge Framework Administrator Messaging WebService allows customers to submit long-lasting requests to Insbridge Message Processes via a HTTP transport. A WSDL is available from the Insbridge Framework Administrator Web. A successful message submittal will return "True" as its return result.

<http://<localhost>/ibfa/Spindle.asmx?wsdl>

Definitions: ProcessMessage

PERAMETER	DATA TYPE	DESCRIPTION	OPTIONAL
Label	String	Insbridge document namespace node.	N
Process	String	Process Identifier. The value for batch rating is "BATCHRATE".	N
Message	String	Batch Rate schema validated request.	N

Result emails

A result email may display the return results, or failures.

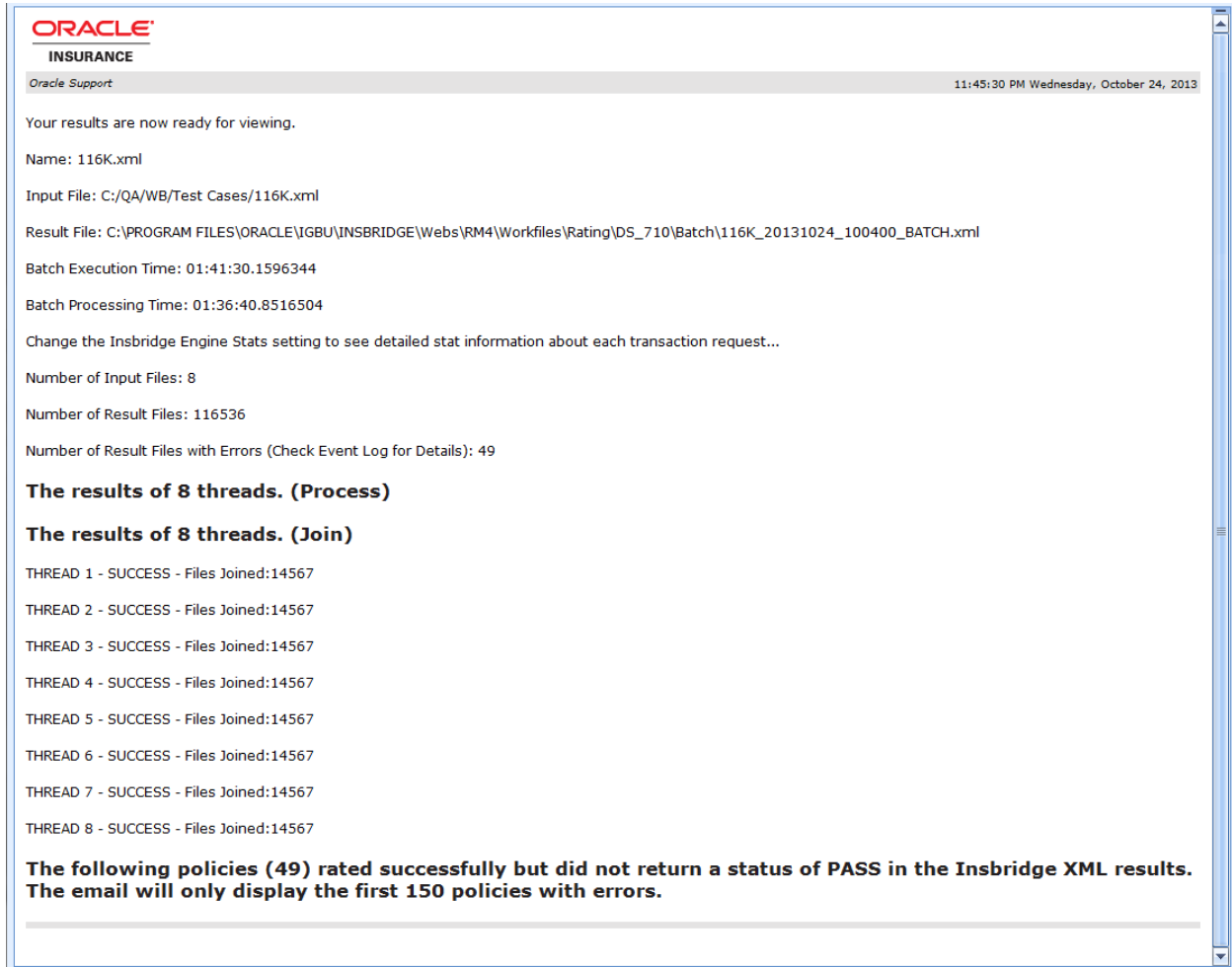


Figure 1 Successful Batch email

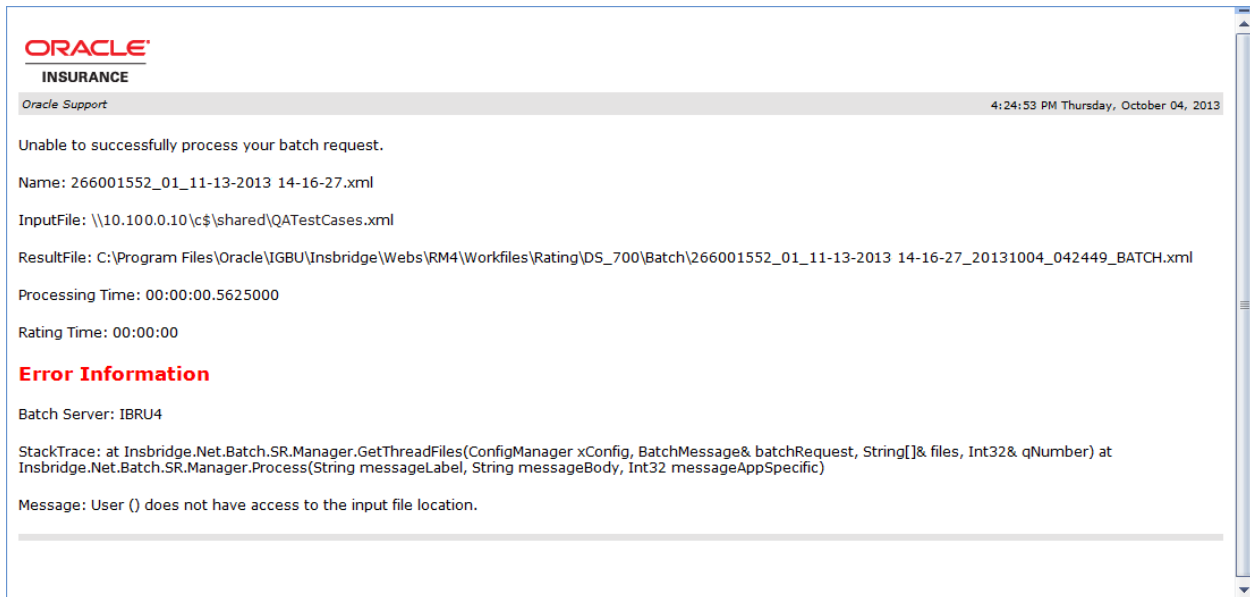


Figure 2 Failed Batch email

If the batch fails, the error information is returned. In this case, the input file is in a shared location that the user does not have access to. The input file may be moved to a location the user has access to. Permission to the share can be requested. Please contact your system administrator for more information.

CONTACTING SUPPORT

If you need assistance with an Oracle Insurance Insbridge Enterprise Rating System product, please log a Service Request using My Oracle Support at <https://support.oracle.com/>.

Oracle customers have access to electronic support through My Oracle Support. For information, visit <http://www.oracle.com/pls/topic/lookup?ctx=acc&id=info> or visit <http://www.oracle.com/pls/topic/lookup?ctx=acc&id=trs> if you are hearing impaired.

Address any additional inquiries to:

Oracle Corporation
World Headquarters
500 Oracle Parkway
Redwood Shores, CA 94065
U.S.A.

Worldwide Inquiries:
Phone: +1.650.506.7000
Fax: +1.650.506.7200
oracle.com