

Oracle[®] Project Analysis Collection Pack Implementation Guide

RELEASE 11i
January 2000

ORACLE

Oracle® Project Analysis Collection Pack Implementation Guide Release 11i

The part number for this book is A81177-01.

Copyright © 2000, Oracle Corporation. All rights reserved.

Primary Authors: Chris Panero, Tony Suchand

Major Contributors: Vinod Bansal, Julie Ng

Contributors: Sean Chen, Ashwani Shahi

The Programs (which include both the software and documentation) contain proprietary information of Oracle Corporation; they are provided under a license agreement containing restrictions on use and disclosure and are also protected by copyright, patent and other intellectual and industrial property law. Reverse engineering, disassembly or decompilation of the Programs is prohibited.

Program Documentation is licensed for use solely to support the deployment of the Programs and not for any other purpose.

The information contained in this document is subject to change without notice. If you find any problems in the documentation, please report them to us in writing. Oracle Corporation does not warrant that this document is error free. Except as may be expressly permitted in your license agreement for these Programs, no part of these Programs may be reproduced or transmitted in any form or by any means, electronic or mechanical, for any purpose, without the express written permission of Oracle Corporation.

If the Programs are delivered to the US Government or anyone licensing or using the Programs on behalf of the US Government, the following notice is applicable:

RESTRICTED RIGHTS LEGEND

Programs delivered subject to the DOD FAR Supplement are 'commercial computer software' and use, duplication and disclosure of the Programs including documentation, shall be subject to the licensing restrictions set forth in the applicable Oracle license agreement. Otherwise, Programs delivered subject to the Federal Acquisition Regulations are 'restricted computer software' and use, duplication and disclosure of the Programs shall be subject to the restrictions in FAR 52.227-19, Commercial Computer Software - Restricted Rights (June, 1987). Oracle Corporation, 500 Oracle Parkway, Redwood City, CA 94065."

The Programs are not intended for use in any nuclear, aviation, mass transit, medical, or other inherently dangerous applications. It shall be licensee's responsibility to take all appropriate fail-safe, back up, redundancy and other measures to ensure the safe use of such applications if the Programs are used for such purposes, and Oracle disclaims liability for any damages caused by such use of the Programs.

Oracle is a registered trademark and ConText, Enabling the Information Age, Oracle7, Oracle8, Oracle8i, Oracle Access, Oracle Application Object Library, Oracle Financials, Oracle Discoverer, Oracle Web Customers, Oracle Web Employees, Oracle Workflow, Oracle Work in Process, PL/SQL, Pro*C, SmartClient, SQL*, SQL*Forms, SQL*Loader, SQL*Menu, SQL*Net, SQL*Plus, and SQL*Report are trademarks or registered trademarks of Oracle Corporation. Other names may be trademarks of their respective owners.



Contents

- Preface** **i**

- Chapter 1**
 - Introduction** **1 – 1**
 - Overview of Oracle Project Analysis Collection Pack 1 – 2

- Chapter 2**
 - System Requirements** **2 – 1**

- Chapter 3**
 - Standard Architecture** **3 – 1**

- Chapter 4**
 - Implementation Considerations** **4 – 1**

- Chapter 5**
 - Customizations** **5 – 1**

- Chapter 6**
 - Data Collection Processes** **6 – 1**
 - Overview of Collecting Data 6 – 2
 - Update Project Summary Amounts 6 – 4
 - Collect Dimension and Fact Tables 6 – 5
 - Refresh Dimension and Fact Tables 6 – 8
 - Generate Collection Views 6 – 9

Chapter 7	End User Layer	7 – 1
	Overview of the Discoverer End User Layer	7 – 2
	Mapping of End User Layer Data Folders	7 – 5
	Mapping of End User Layer Dimension Folders	7 – 12
Appendix A	Modifying Fact Collection Views	A – 1
	Modifying Collection Views to Disable or Create a Measure ..	A – 2
Appendix B	SQL Programs for Customizing Data Collection	B – 1
	SQL Programs for Customizing the Data Collection Process ..	B – 2
Appendix C	Database Diagrams	C – 1
Appendix D	Table and View Lists	D – 1
	Overview of Table and View Lists	D – 2
	Public Table List	D – 4
	Public View List	D – 7
	Internal View List	D – 9
	Single Organization View List	D – 11
Appendix E	Table and View Definitions	E – 1
Appendix F	Implementation Checklist	F – 1
	Oracle Project Analysis Collection Pack Implementation Checklist	F – 2
	Glossary	
	Index	

Reader's Comment Form

Oracle Project Analysis Collection Pack Implementation Guide Release 11*i* A81177-01

Oracle Corporation welcomes your comments and suggestions on the quality and usefulness of this publication. Your input is an important part of the information we use for revision.

- Did you find any errors?
- Is the information clearly presented?
- Do you need more information? If so, where?
- Are the examples correct? Do you need more examples?
- What features did you like most about this manual? What did you like least about it?

If you find any errors or have any other suggestions for improvement, please indicate the topic, chapter, and page number below:

Please send your comments to:

Oracle Applications Documentation Manager
Oracle Corporation
500 Oracle Parkway
Redwood Shores, CA 94065 USA
Phone: (650) 506-7000 Fax: (650) 506-7200

If you would like a reply, please give your name, address, and telephone number below:

Thank you for helping us improve our documentation.



Preface

Welcome to Release Release 11i of the *Oracle Project Analysis Collection Pack Implementation Guide*.

This implementation guide includes the information you need to work with Oracle Project Analysis Collection Pack effectively. It contains detailed information about the following:

- Overview and reference information
- System requirements
- Description of standard implementation steps
- Description of customizations that you can perform, including sample view changes
- Oracle Project Analysis Collection Pack functions and features

This preface explains how this implementation guide is organized and introduces other sources of information that can help you.

Audience for This Guide

Welcome to Release Release 11i of the Oracle Project Analysis Collection Pack Implementation Guide.

This guide assumes you have a working knowledge of the following:

- The principles and customary practices of your business area
- Oracle Projects

If you have never used Oracle Project Analysis Collection Pack, we suggest you attend one or more of the Oracle Project Analysis Collection Pack training classes available through Oracle University.

- The Oracle Applications graphical user interface

To learn more about the Oracle Applications graphical user interface, read the *Oracle Applications User Guide*.

See Other Information Sources for more information about Oracle Applications product information.

How To Use This Guide

This guide contains the information you need to understand and use Oracle Project Analysis Collection Pack.

This preface explains how this user guide is organized and introduces other sources of information that can help you. This guide contains the following chapters:

- Chapter 1 provides a brief introduction to Oracle Project Analysis Collection Pack..
- Chapter 2 describes the server requirements you need to fulfill to use Oracle Project Analysis Collection Pack.
- Chapter 3 describes the standard architecture of Oracle Project Analysis Collection Pack and provides a list of all of the standard dimensions, hierarchy levels, and measures that Oracle Project Analysis Collection Pack predefines.
- Chapter 4 walks you through the factors you must consider in your decision to implement and customize, if necessary, Oracle Project Analysis Collection Pack.
- Chapter 5 provides detailed information about customizing dimensions, hierarchy levels, measures, and fact tables.

- Chapter 6 tells you how to run the collection process to populate the interfaced tables.
- Chapter 7 describes how data has been mapped to the Oracle Discoverer End User Layer.
- Appendix A provides sample view changes that you can use to modify collection views to disable a standard measure or to create a new measure.
- Appendix B list the two SQL programs that control how data is collected. You must update these programs whenever you customize the interface tables.
- Appendix C includes diagrams of the relationships between the interface tables.
- Appendix D provides a list and brief description of each of the tables and views.
- Appendix E describes each of the tables and identifies the data stored in each table.
- Appendix F is an implementation checklist.

Other Information Sources

You can choose from many sources of information, including online documentation, training, and support services, to increase your knowledge and understanding of Oracle Project Analysis Collection Pack.

If this guide refers you to other Oracle Applications documentation, use only the Release 11*i* versions of those guides unless we specify otherwise.

Related User Guides

Oracle Project Analysis Collection Pack shares business and setup information with other Oracle Applications products. Therefore, you may want to refer to other user guides when you set up and use Oracle Project Analysis Collection Pack.

You can read the guides online by choosing Library from the expandable menu on your HTML help window, by reading from the Oracle Applications Document Library CD included in your media

pack, or by using a Web browser with a URL that your system administrator provides.

If you require printed guides, you can purchase them from the Oracle store at <http://oraclestore.oracle.com>.

User Guides Related to This Product

Oracle Projects User Guide

This user guide provides you with all the information you need to use your Oracle Projects application.

User Guides Related to All Products

Oracle Applications User Guide

This guide explains how to navigate the system, enter data, and query information, and introduces other basic features of the GUI available with this release of Oracle Applications.

You can also access this user guide online by choosing “Getting Started and Using Oracle Applications” from the Oracle Applications help system.

Oracle Alert User Guide

Use this guide to define periodic and event alerts that monitor the status of your Oracle Applications data.

Oracle Applications Implementation Wizard User Guide

If you are implementing more than one Oracle product, you can use the Oracle Applications Implementation Wizard to coordinate your setup activities. This guide describes how to use the wizard.

Oracle Applications Developer's Guide

This guide contains the coding standards followed by the Oracle Applications development staff. It describes the Oracle Application Object Library components needed to implement the Oracle Applications user interface described in the *Oracle Applications User Interface Standards*. It also provides information to help you build your

custom Oracle Developer forms so that they integrate with Oracle Applications.

Oracle Applications User Interface Standards

This guide contains the user interface (UI) standards followed by the Oracle Applications development staff. It describes the UI for the Oracle Applications products and how to apply this UI to the design of an application built by using Oracle Forms.

Oracle Business Intelligence System Implementation Guide

This guide provides information about implementing Oracle Business Intelligence (BIS) in your environment.

BIS 11i User Guide Online Help

This guide is provided as online help only from the BIS application and includes information about intelligence reports, Discoverer workbooks, and the Performance Management Framework.

Installation and System Administration Guides

Oracle Applications Concepts

This guide provides an introduction to the concepts, features, technology stack, architecture, and terminology for Oracle Applications Release 11*i*. It provides a useful first book to read before an installation of Oracle Applications. This guide also introduces the concepts behind, and major issues, for Applications-wide features such as Business Intelligence (BIS), languages and character sets, and self-service applications.

Installing Oracle Applications

This guide provides instructions for managing the installation of Oracle Applications products. In Release 11*i*, much of the installation process is handled using Oracle One-Hour Install, which minimizes the time it takes to install Oracle Applications and the Oracle 8*i* Server technology stack by automating many of the required steps. This guide contains instructions for using Oracle One-Hour Install and lists the tasks you need to perform to finish your installation. You should use this guide in conjunction with individual product user guides and implementation guides.

Upgrading Oracle Applications

Refer to this guide if you are upgrading your Oracle Applications Release 10.7 or Release 11.0 products to Release 11*i*. This guide describes the upgrade process in general and lists database upgrade and product-specific upgrade tasks. You must be at either Release 10.7 (NCA, SmartClient, or character mode) or Release 11.0 to upgrade to Release 11*i*. You cannot upgrade to Release 11*i* directly from releases prior to 10.7.

Using the AD Utilities

Use this guide to help you run the various AD utilities, such as AutoInstall, AutoPatch, AD Administration, AD Controller, Relink, and others. It contains how-to steps, screenshots, and other information that you need to run the AD utilities.

Oracle Applications Product Update Notes

Use this guide as a reference if you are responsible for upgrading an installation of Oracle Applications. It provides a history of the changes to individual Oracle Applications products between Release 11.0 and Release 11*i*. It includes new features and enhancements and changes made to database objects, profile options, and seed data for this interval.

Oracle Applications System Administrator's Guide

This guide provides planning and reference information for the Oracle Applications System Administrator. It contains information on how to define security, customize menus and online help, and manage processing.

Oracle Projects Applications Technical Reference Manual

The *Oracle Projects Applications Technical Reference Manual* contains database diagrams and a detailed description of Oracle Projects and related applications database tables, forms, reports, and programs. This information helps you convert data from your existing applications, integrate Oracle Projects with non-Oracle applications, and write custom reports for Oracle Projects.

You can order a technical reference manual for any product you have licensed. Technical reference manuals are available in paper format only.

Oracle Workflow Guide

This guide explains how to define new workflow business processes as well as customize existing Oracle Applications–embedded workflow processes. You also use this guide to complete the setup steps necessary for any Oracle Applications product that includes workflow–enabled processes.

Training and Support

Training

We offer a complete set of training courses to help you and your staff master Oracle Applications. We can help you develop a training plan that provides thorough training for both your project team and your end users. We will work with you to organize courses appropriate to your job or area of responsibility.

Training professionals can show you how to plan your training throughout the implementation process so that the right amount of information is delivered to key people when they need it the most. You can attend courses at any one of our many Educational Centers, or you can arrange for our trainers to teach at your facility. We also offer Net classes, where training is delivered over the Internet, and many multimedia–based courses on CD. In addition, we can tailor standard courses or develop custom courses to meet your needs.

Support

From on–site support to central support, our team of experienced professionals provides the help and information you need to keep Oracle Project Analysis Collection Pack working for you. This team includes your Technical Representative, Account Manager, and Oracle’s large staff of consultants and support specialists with expertise in your business area, managing an Oracle server, and your hardware and software environment.

Do Not Use Database Tools to Modify Oracle Applications Data

We STRONGLY RECOMMEND that you never use SQL*Plus, Oracle Data Browser, database triggers, or any other tool to modify Oracle Applications tables, unless we tell you to do so in our guides.

Oracle provides powerful tools you can use to create, store, change, retrieve, and maintain information in an Oracle database. But if you use Oracle tools such as SQL*Plus to modify Oracle Applications data, you risk destroying the integrity of your data and you lose the ability to audit changes to your data.

Because Oracle Applications tables are interrelated, any change you make using an Oracle Applications form can update many tables at once. But when you modify Oracle Applications data using anything other than Oracle Applications forms, you might change a row in one table without making corresponding changes in related tables. If your tables get out of synchronization with each other, you risk retrieving erroneous information and you risk unpredictable results throughout Oracle Applications.

When you use Oracle Applications forms to modify your data, Oracle Applications automatically checks that your changes are valid. Oracle Applications also keeps track of who changes information. But, if you enter information into database tables using database tools, you may store invalid information. You also lose the ability to track who has changed your information because SQL*Plus and other database tools do not keep a record of changes.

About Oracle

Oracle Corporation develops and markets an integrated line of software products for database management, applications development, decision support and office automation, as well as Oracle Applications. Oracle Applications provides the E-business Suite, a fully integrated suite of more than 70 software modules for financial management, Internet procurement, business intelligence, supply chain management, manufacturing, project systems, human resources and sales and service management.

Oracle products are available for mainframes, minicomputers, personal computers, network computers, and personal digital assistants, enabling organizations to integrate different computers, different operating systems, different networks, and even different database management systems, into a single, unified computing and information resource.

Oracle is the world's leading supplier of software for information management, and the world's second largest software company. Oracle offers its database, tools, and application products, along with related

consulting, education and support services, in over 145 countries around the world.

Your Feedback

Thank you for using Oracle Project Analysis Collection Pack and this implementation guide.

We value your comments and feedback. This guide contains a Reader's Comment Form you can use to explain what you like or dislike about Oracle Project Analysis Collection Pack or this implementation guide. Mail your comments to the following address or call us directly at (650) 506-7000.

Oracle Applications Documentation Manager
Oracle Corporation
500 Oracle Parkway
Redwood Shores, CA 94065
U.S.A.

Or, send electronic mail to appsdoc@us.oracle.com.

CHAPTER

1

Introduction

This chapter provides a general introduction to the business applications of Oracle Project Analysis Collection Pack.

Overview of Oracle Project Analysis Collection Pack

Oracle Project Analysis Collection Pack enables you to collect corporate-wide project information in a central repository and analyze the data across projects or organizations using standard or user-defined parameters (dimensions, hierarchy levels, and measures). This tool is a business solution that allows high-level corporate managers to view data across their enterprise in a wide variety of ways.

For example, you can use some of the standard parameters to analyze cost, revenue, and budget data across:

- Projects
- Time periods
- Organizations

Alternately, you can create your own parameters to fit the analysis and reporting needs of your company. Oracle Project Analysis Collection Pack offers flexible and extensible analysis capabilities limited only by the information that your company records.



Warning: This application is not included in the Oracle Projects product. You cannot use any of the features described in this manual unless you have purchased and are a licensed user of Oracle Project Analysis Collection Pack.

Oracle Projects and Oracle Project Analysis Collection Pack

The project status inquiry (PSI) feature in Oracle Projects enables you to track project status in terms of actual and budgeted amounts and commitments at any WBS level. However, you can perform PSI queries on only one project at a time for four time periods:

- Period-to-date
- Prior period
- Year-to-date
- Inception-to-date

By contrast, Oracle Project Analysis Collection Pack enables you to analyze project information across projects and organizations. For example, you can use Oracle Project Analysis Collection Pack to analyze multiple project information by time period, by owning organization, or by expenditure type. Depending on your analysis tool,

you can represent your analysis results graphically to create easy-to-read presentations.

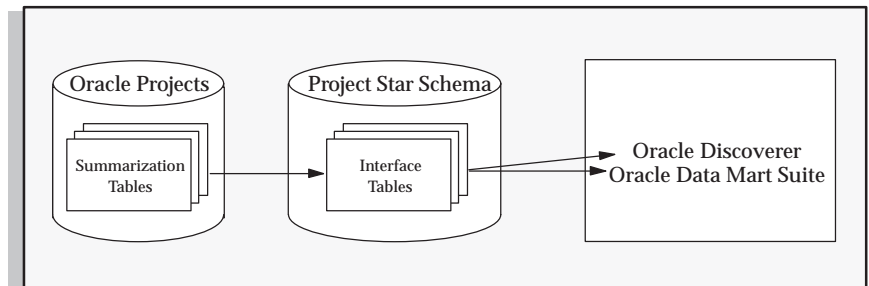
Note: If your company does not require the online analysis of project information across projects or organizations, you may not need to implement the Oracle Project Analysis Collection Pack. The core Oracle Projects product provides a project status inquiry feature that allows you to track and report on actual costs and budgeted amounts at the project level. For more information about this tracking capability, see: Project Status Inquiry (*Oracle Projects User Guide*).

Flexible Configuration

Oracle Project Analysis Collection Pack is a tool set that collects project data from the Oracle Project summarization tables and stores the data in interface tables that are organized into star schemas. Once the data is in the star schemas, you can use various tools to extract and analyze the data depending on your business needs.

Figure 1 - 1

Information flow in Oracle Project Analysis Collection Pack



Oracle Project Analysis Collection Pack allows you to choose the end-user reporting tool that is appropriate for your business needs. No end-user reporting capabilities are included in the Oracle Project Analysis Collection Pack, you must install a reporting tool when you implement. You have the following analysis alternatives:

- Map an Oracle Discoverer End User Layer to directly access Oracle Project Analysis Collection Pack's star schema. Oracle Project Analysis Collection Pack comes with standard data predefined for this option. You may find that the predefined mapping suits your business needs and no customization is necessary. However, you can freely customize this option, if needed, to meet your business requirements.

Note: Chapter 7, Discoverer End User Layer, of this guide discusses this implementation option in detail.

- Transfer data from the star schema to an Express database using a flat file or other mechanism. Then use Oracle Sales Analyzer or Express Analyzes as your front end analytical tool.

Oracle Project Analysis Collection Pack Architecture

Through a series of SQL statements, Oracle Project Analysis Collection Pack transfers and reorganizes the normalized data that is stored in the Oracle Projects summarization tables and populates Oracle Project Analysis Collection Pack interface tables. These interface tables consist of four fact tables that store numerical information and various dimension tables that store descriptive information.

Fact Interface Tables and Views

Two of the fact interface tables store information at the project level, one stores actual and commitment data and the other stores budget data. The remaining two fact interface tables also store budget and actual/commitment data, but at the task level. For Release 11i, the Oracle Project Analysis Collection Pack provides four views to differentiate the task level information into top task and lowest task levels of actual/commitment and budget information.

These fact interface tables and views construct six star schema to provide actual/commitment as well as budget data in three different levels of detail: project level, top task level, and lowest task level.

Dimension Interface Tables

The predefined dimension tables serve as categories by which you can analyze your project data. Oracle Project Analysis Collection Pack also predefines levels, which serve as subcategories for these dimensions, and hierarchies, which store the relationships between each dimension and its levels. For more detailed information about the Oracle Project Analysis Collection Pack architecture, see: Chapter 3, Standard Architecture.

If the standard dimensions, levels, and hierarchies do not suit your business needs, you can create new dimensions, levels, and hierarchies. You can also disable the standard dimensions that do not suit your company's business requirements. For detailed information about

customizing your Oracle Project Analysis Collection Pack tables, see:
Customizing Your Integration: page 5 – 2.

See Also

Oracle Projects User Guide

Oracle Discoverer User's Guide

CHAPTER

2

System Requirements

This chapter describes the requirements that you must fulfill to install and implement Oracle Project Analysis Collection Pack.

System Requirements

You must fulfill the following server requirements to integrate Oracle Projects with Oracle Project Analysis Collection Pack:

- Oracle Projects Release 10.7, 11, or 11i or higher

If you plan to use the predefined mapping from Oracle Project Analysis Collection Pack to the Oracle Discoverer End User Layer, you must fulfill the following requirements:

- Oracle Discoverer Release 3.1 or higher

Profile Options

After you install Oracle Project Analysis Collection Pack, you must set your Oracle Projects profile options. You set a value for each profile option in Oracle Projects to specify how Oracle Projects and the Oracle Project Analysis Collection Pack control access to and process data. Generally, the system Administrator sets and updates profile values using the System Profile Values window to set up profile options.

For more information about setting profile options, consult the *Oracle Applications System Administrator's Guide*.

For more information about Oracle Projects profile options, see: Appendix B: Profile Options (*Oracle Projects User Guide*).

PA: Collection Pack Licensed

Indicates whether you have purchased and are a licensed user of Oracle Project Analysis Collection Pack.

Available values are listed below:

Yes	Oracle Project Analysis Collection Pack has been purchased and licensed. Entitles the user to related features and support. You must enable this profile option to use any features of Oracle Project Analysis Collection Pack.
No	Default value is No, meaning that user does not have access to Oracle Project Analysis Collection Pack features or support.
(No value)	Equivalent to No

This profile option is visible to the System Administrator at the application level for Oracle Projects. You cannot update this profile option.

The internal name for this profile option is PA_ADW_LICENSED.



Warning: You must set this profile to Yes or the Oracle Project Analysis Collection Pack dimension and fact table collection process will fail.

PA: ADW Collect Top Tasks

Indicates whether the collection program collects dimension and fact table information at the top task level. By default, this profile option is set to No.

Note: You should set this profile before you start collecting information for the interface tables. If you change this profile option after you have run the collection process, then you must reload the interface tables using the Refresh Dimension and Fact Tables process.

This profile option is visible to the System Administrator and updatable at the application level for Oracle Projects.

The internal name for this profile option is PA_ADW_COLLECT_TOP_TASKS.

PA: ADW Collect Lowest Tasks

Indicates whether the collection program collects dimension and fact table information at the lowest task level. By default, this profile option is set to No.

Note: You should set this profile before you start collecting information for the interface tables. If you change this profile option after you have run the collection process, then you must reload the interface tables using the Refresh Dimension and Fact Tables process.

This profile option is visible to the System Administrator and updatable at the application level for Oracle Projects.

The internal name for this profile option is PA_ADW_COLLECT_LOWEST_TASKS.

CHAPTER

3

Standard Architecture

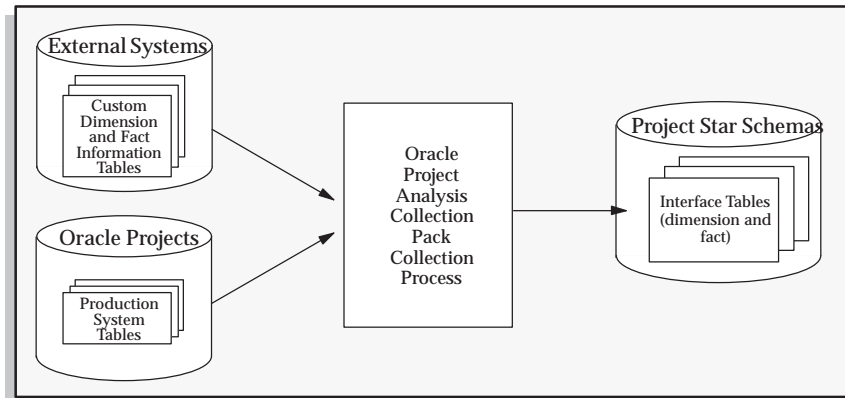
This chapter describes the standard architecture of Oracle Project Analysis Collection Pack. This chapter provides lists and descriptions of all the standard dimensions, dimension hierarchies, and measures that Oracle Project Analysis Collection Pack predefines as well as collection processes and views.

Oracle Project Analysis Collection Pack Architecture

Through a series of SQL statements, the Oracle Project Analysis Collection Pack transfers and reorganizes the normalized data that is stored in the Oracle Projects summarization tables and populates interface tables. The data stored in the interface tables is organized and summarized to meet reporting and analysis needs. To facilitate reporting and analysis needs, the interface tables are organized into star schemas.

Figure 3 - 1

Information flow from Oracle Projects



The integration starts with the Oracle Projects summarization tables. The Update Project Summary Amounts process populates the summarization tables, then the Collect Dimension and Fact Tables process loads information from the summarization tables into the project star schema tables. You can modify the collection process to load data from other Oracle Projects tables into the project star schema interface tables.

Interface Tables

There are two types of interface tables: **fact tables** and **dimension level tables**. Fact tables contain numeric information, while dimension tables store descriptive information that you use to provide context for the fact table information. For example, the project type level, which is included in the project dimension, can be used to sort and summarize numerical revenue data that is stored in a fact table.

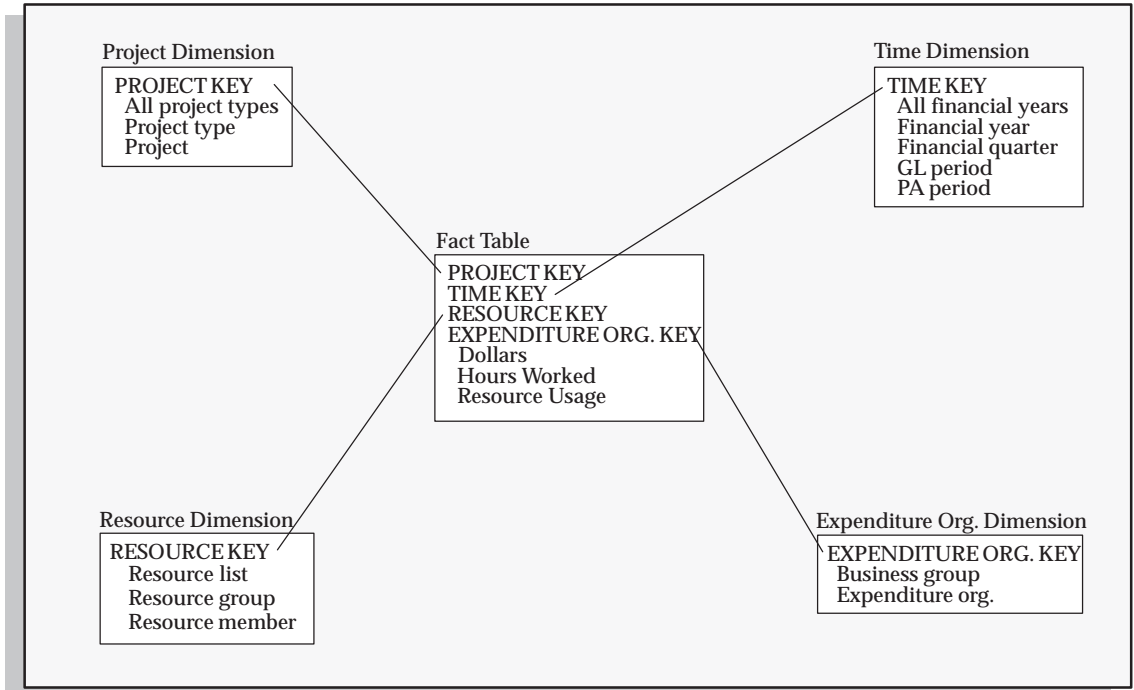
Star Schema

All of the interface tables are organized into four star schema built around each of the four fact tables.

The following illustration is an example of a star schema:

Figure 3 – 2

Illustration of a star schema



For diagrams of the actual Oracle Project Analysis Collection Pack star schema, refer to: Appendix C, Database Diagrams: page C – 1.

Oracle Project Analysis Collection Pack provides one interface database view for each interface table, and the data read by an interface view (via the collection program) populates its corresponding interface table.

Fact Interface Tables

Fact tables consist of two types of columns:

- *Keys*, which link to the descriptive information represented by dimension attributes
- *Measures*, which identify what a specific number represents

In the example in Figure 3-2: page 3 – 3, the Project Key ties the fact table to the Project Dimension. Examples of measures include dollars, hours worked, and resource usage, which are also listed in the fact table example in Figure 3-2.

Oracle Project Analysis Collection Pack provides the following standard fact interface tables:

Interface Table Name	Fact Table
PA_PRJ_ACT_CMT_IT_ALL	Project Level Actuals and Commitments
PA_PRJ_BGT_LINES_IT_ALL	Project Level Budgets
PA_TSK_ACT_CMT_IT_ALL	Task Level Actuals and Commitments
PA_TSK_BGT_LINES_IT_ALL	Task Level Budgets

Table 3 – 1 Standard fact interface tables

For a brief description of each of the tables listed above, refer to: Appendix D, Table and View Lists: page D – 1. For a more detailed description and a list of all columns included in the tables, refer to: Appendix E, Table and View Definitions: page E – 1.

Top and Lowest Task Views

The two task level tables above, PA_TSK_ACT_CMT_IT_ALL and PA_TSK_BGT_LINES_IT_ALL, include both top and lowest task level data. The top and lowest task data is segregated in the following views:

View Name	Description
PA_ADW_LOWTSK_ACT_CMT_V	Lowest Task Level Actuals and Commitments
PA_ADW_TOPTSK_ACT_CMT_V	Top Task Level Actuals and Commitments
PA_ADW_LOWTSK_BGT_V	Lowest Task Level Budgets
PA_ADW_TOPTSK_BGT_V	Top Task Level Budgets

Table 3 – 2 Top and Lowest Task Views

Dimension Interface Tables

The predefined dimensions serve as categories by which you can analyze your project data. Oracle Project Analysis Collection Pack also predefines levels, which serve as subcategories for these dimensions, and hierarchies, which store the relationships between each dimension and its levels.

Dimension tables consist of separate columns for each hierarchy level, which represent additional categories for each dimension. Most

dimensions have multiple hierarchy levels at which you can capture and analyze information.

For example, in the example in Figure 3–2: page 3 – 3, the Resource dimension includes hierarchy levels for resource list, then resource group, and, resource member. Each hierarchy level is stored in a separate interface table.

Oracle Project Analysis Collection Pack provides interface tables for each hierarchy level on standard dimensions, as illustrated in the following table:

Interface Table Name	Dimension	Level
PA_ALL_PRJ_TYPES_IT	Project	All Project Types
PA_PRJ_TYPES_IT_ALL	Project	Project Type
PA_PROJECTS_IT_ALL	Project	Project
PA_TOP_TASKS_IT	Project	Top Task
PA_LOWEST_TASKS_IT	Project	Lowest Task
PA_CLASS_CATGS_IT	Project	Project Class Category
PA_CLASS_CODES_IT	Project	Project Class
PA_PRJ_CLASSES_IT	Project	Note: This is an intersection table that links project and project class
PA_ALL_EXP_TYPES_IT	Expenditure Type	All Expenditure Types
PA_EXP_TYPES_IT	Expenditure Type	Expenditure Type
PA_RES_LISTS_IT_ALL_BG	Resource	Resource List
PA_TOP_RLMEM_IT	Resource	Resource Group
PA_LOWEST_RLMEM_IT	Resource	Resource Member (lowest-level resource)
PA_ALL_SRVC_TYPES_IT	Service Type	All Service Types
PA_SRVC_TYPES_IT	Service Type	Service Types
PA_ALL_FINANCIAL_YRS_IT	Time	All Financial Years
PA_FINANCIAL_YRS_IT	Time	Financial Year
PA_FINANCIAL_QTRS_IT	Time	Financial Quarter
PA_GL_PERIODS_IT	Time	GL Period
PA_PERIODS_IT	Time	PA Period
PA_BGT_TYPES_IT	Budget Type	Budget Type
PA_PRJ_BUSINESS_GRP_S_IT	Project Organization	Business Group
PA_PRJ_ORGS_IT	Project Organization	Project Organization

Table 3 – 3 Standard dimension interface tables

Interface Table Name	Dimension	Level
PA_EXP_BUSINESS_GRP_IT	Expenditure Organization	Business Group
PA_EXP_ORGS_IT	Expenditure Organization	Expenditure Organization
PA_SET_OF_BOOKS_IT	Operating Unit	Set Of Books
PA_LEGAL_ENTITY_IT	Operating Unit	Legal Entity
PA_OPER_UNITS_IT	Operating Unit	Operating Unit

Table 3 – 3 Standard dimension interface tables

For a brief description of each of the tables listed above, refer to: Appendix D, Table and View Lists: page D – 1. For a more detailed description and a list of all columns included in the tables, refer to: Appendix E, Table and View Definitions: page E – 1.

You can use all of the standard measures, dimensions, and dimension hierarchies that Oracle Project Analysis Collection Pack predefines, or you can create your own. For more information about customizing the interface tables, see: Customizing Your Integration: page 5 – 2.

Standard Dimensions, Hierarchy Levels, and Measures

Refer to the lists of standard dimensions, dimension hierarchies, and measures in this section to determine whether you need to customize your implementation. For more information about revising the metadata and data predefined by Oracle Project Analysis Collection Pack, see: Customizing Your Integration: page 5 – 2.

Dimensions

Dimensions are descriptive information that is used to organize and index the data stored in the star schema tables. For example, the Project Type dimension could be used to organize revenue or budget information.

Oracle Project Analysis Collection Pack predefines the following standard dimensions, all of which are enabled by default. If you do not plan to use all the dimensions to analyze your project data, you can disable any dimension below that is marked with an asterisk (*).

- Project
- Resource

- Project organization*
- Expenditure organization*
- Service type*
- Time
- Budget type
- Expenditure type*
- Operating unit (for multi-organization support)*

You can define up to five additional dimensions in each standard fact table.

Dimension Hierarchy Levels

Oracle Project Analysis Collection Pack predefines one hierarchy for each of the dimensions listed above. The standard hierarchy levels for each dimension are listed below:

- Project

All project types
Project type
Project
Top Task
Lowest Task

- Resource

Resource list
Resource group
Resource member (lowest-level resource)

Note: Before you can analyze information using a particular resource list, you must first assign it to the project and run the Update Project Summary Amounts process for each project you want to include in your analysis. This process summarizes information for all resource lists assigned to a project.

- Project organization

Business group
Project organization

- Expenditure organization

Business group
Expenditure organization

- Service type

All service types

Service type

Note: By default, service type information is collected at the top task level. You can change the collection process to load service type information at different levels of the WBS. If you use this dimension to analyze task information, make sure that your data originates from the same level of the WBS. For example, you cannot use the service type dimension to analyze top task budget amounts and lowest task actuals.

- Time

All financial years

Financial year

Financial quarter

GL period

PA period

- Budget type

Budget type

- Expenditure type

All expenditure types

Expenditure type

- Operating unit

Set of books

Legal entity

Operating unit

The operating unit dimension allows you to analyze information for projects of all operating units that use the same functional currency. If multiple sets of books use the same currency, you can add another level to this hierarchy, such as *All sets of books*, to analyze projects that are owned by operating units that use different sets of books. For information on adding a hierarchy level, see: *Creating Hierarchies or Hierarchy Levels*: page 5 – 5.

Measures

Oracle Project Analysis Collection Pack predefines the following standard measures, all of which are enabled by default. If these measures do not suit your business needs, you can modify your

interface views so that the collection process loads different information into the fact interface tables.

- Actuals
 - Raw cost
 - Burdened cost
 - Quantity
 - Labor hours
 - Billable/Capitalizable raw cost
 - Billable/Capitalizable burdened cost
 - Billable/Capitalizable quantity
 - Billable/Capitalizable labor hours
 - Revenue
- Commitments
 - Raw cost
 - Burdened cost
 - Quantity
- Budgets
 - Raw cost
 - Burdened cost
 - Quantity
 - Labor hours
 - Revenue

You can define up to five additional measures in each standard fact table to store actuals and commitments.

Collection Views

Oracle Project Analysis Collection Pack uses two levels of collection views: base views and second-level views.

To preserve the integrity of the base views in case of a database upgrade, you cannot modify these views. These base views read information directly from the Oracle Projects summarization tables.

The second-level views read information from these base views and contain 10 columns that you can customize after disabling unnecessary dimensions to bring additional data into your data warehouse. Collection programs are based upon these second-level views.

Dimension Table Collection Views

Oracle Project Analysis Collection Pack provides the following base and second-level collection views for dimension tables:

Second-Level View Name	Base View	Dimension	Level
PA_ADW_PRJ_TYPES_V	PA_ADW_PRJ_TYPES_B_V	Project	All Project Types/Project Type
PA_ADW_PROJECTS_V	PA_ADW_PROJECTS_B_V	Project	Project
PA_ADW_TOP_TASKS_V	PA_ADW_TOP_TASKS_B_V	Project	Top Task
PA_LOWEST_TASK_V	PA_LOWEST_TASK_B_V	Project	Lowest Task
PA_ADW_PRJ_CLASSES_V	PA_ADW_PRJ_CLASSES_B_V	Project	All Project Class
PA_ADW_CLASS_CODES_V	PA_ADW_CLASS_CODES_B_V	Project	Project Class
PA_ADW_CLASS_CATGS_V	PA_ADW_CLASS_CATGS_B_V	Project	Class Categories
PA_ADW_EXP_TYPES_V	PA_ADW_EXP_TYPES_B_V	Expenditure Type	Note: This is an intersection table that links project and project class
PA_ADW_RES_LISTS_V	PA_ADW_RES_LISTS_B_V	Resource	Resource List
PA_ADW_TOP_RLMEM_V	PA_ADW_TOP_RLMEM_B_V	Resource	Resource Group
PA_ADW_LOWEST_RLMEM_V	PA_ADW_LOWEST_RLMEM_B_V	Resource	Resource Member (lowest-level resource)
PA_ADW_SRVC_TYPES_V	PA_ADW_SRVC_TYPES_B_V	Service Type	All levels
PA_ADW_PERIODS_V	PA_ADW_PERIODS_B_V	Time	All levels
PA_ADW_ORGS_V	PA_ADW_ORGS_B_V	Project Organization/ Expenditure Organization	All levels
PA_ADW_OPER_UNITS_V	PA_ADW_OPER_UNITS_B_V	Operating Unit	All levels
PA_ADW_BGT_TYPES_V	PA_ADW_BGT_TYPES_B_V	Budget Type	Budget Type

Table 3 – 4 Standard dimension table collection views

Fact Table Collection Views

Oracle Project Analysis Collection Pack also provides the following base and second-level collection views for fact tables:

Second-Level View Name	Base View	Related Measure
PA_ADW_ACT_CMT_V	PA_ADW_ACT_CMT_B_V	Actuals and Commitments
PA_ADW_R_ACT_CMT_V	PA_ADW_R_ACT_CMT_B_V	Actuals and Commitments
PA_ADW_R_ST_ACT_CMT_V	PA_ADW_R_ST_ACT_CMT_B_V	Actuals and Commitments
PA_ADW_BGT_LINES_V	PA_ADW_BGT_LINES_B_V	Budget Amounts
PA_ADW_R_BGT_LINES_V	PA_ADW_R_BGT_LINES_B_V	Budget Amounts
PA_ADW_TOPTSK_ACT_CMT_V		Lowest Task Level Actuals and Commitments
PA_ADW_TOPTSK_ACT_CMT_V		Top Task Level Actuals and Commitments
PA_ADW_LOWTSK_BGT_V		Lowest Task Level Budgets
PA_ADW_TOPTSK_BGT_V		Top Task Level Budgets

Table 3 – 5 Standard fact table collection views

CHAPTER

4

Implementation Considerations

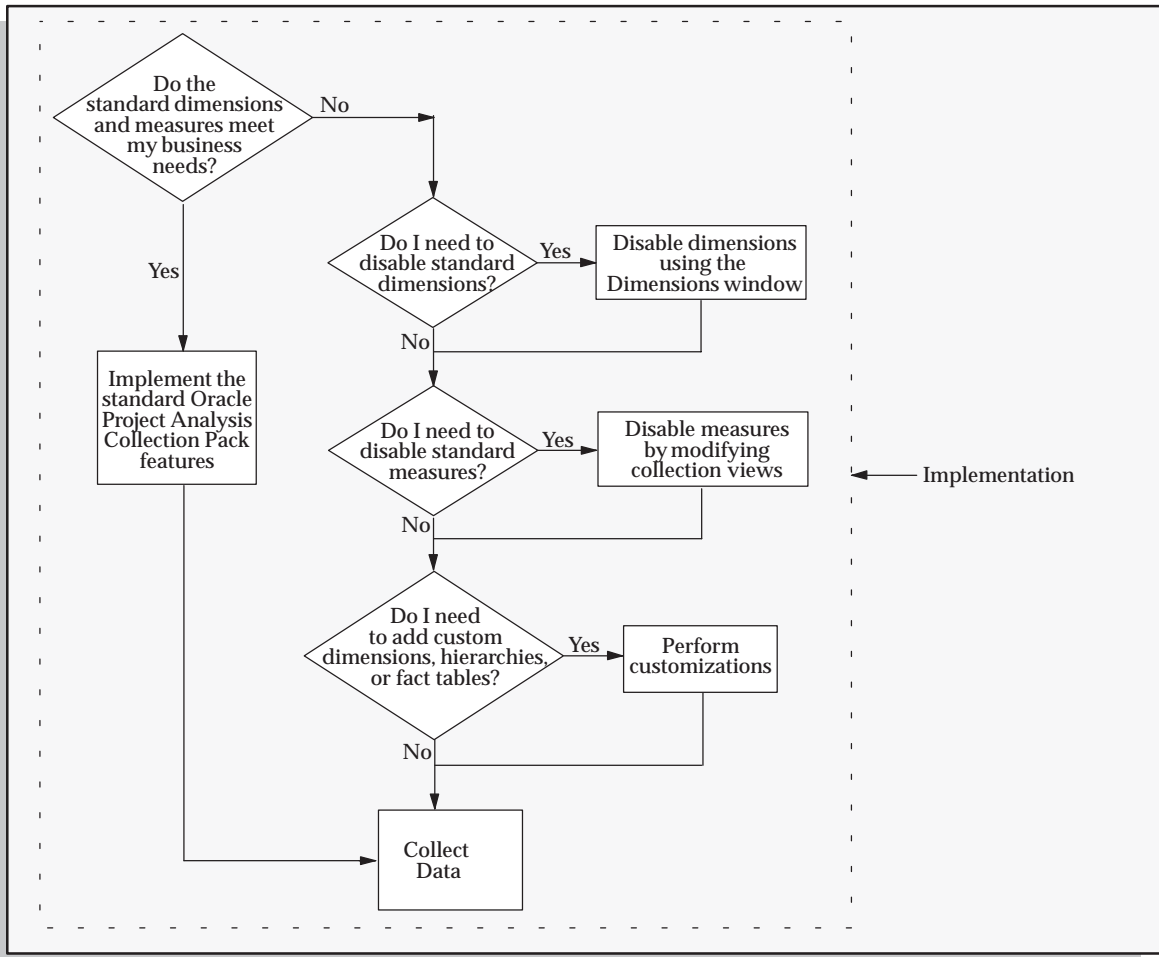
This chapter describes the factors that you need to consider in your decision to implement Oracle Project Analysis Collection Pack and whether you need to customize the standard configuration.

Implementing Oracle Project Analysis Collection Pack

You must consider many factors when deciding how to integrate and implement Oracle Project Analysis Collection Pack with Oracle Projects. The flow chart below illustrates the questions you should ask yourself during this decision-making process. The rest of this section provides a detailed discussion of each decision point represented in the flow chart and the consequences of your decisions.

Figure 4 - 1

Flow chart illustrating implementation decisions



Do the standard dimensions and measures fulfill my business needs?

To answer this question, you must identify the goal or goals of your analysis. For example, you may want to compare actuals, budgets, and commitments or perform product line analysis. For each goal, you must decide what formula best represents the end result you want to achieve. You include both descriptive and numeric variables in your formula.

Compare the descriptive and numeric variables you identified with the list of standard dimensions and measures. Depending on the type of reporting and analysis your company performs, you may need to customize the interface tables by adding or deleting dimensions and measures. For a list of the standard dimensions and measures provided by Oracle Project Analysis Collection Pack see: Standard Dimensions, Hierarchy Levels, and Measures: page 3 – 6.

Do I need to disable standard dimensions?

As previously mentioned, the standard dimensions delivered with Oracle Project Analysis Collection Pack may not completely meet your reporting and analysis needs. If you need only a subset of the standard dimensions, you can disable one or more dimensions using the Dimensions window. See: Disabling Standard Dimensions: page 5 – 3.

Note: Disabling unnecessary dimensions speeds the collection process.

Do I need to disable standard measures?

As previously mentioned, the standard measures delivered with Oracle Project Analysis Collection Pack may not completely meet your reporting and analysis needs. If you need only a subset of the standard measures, you can modify your interface views to read only the numeric information you need. See: Disabling Standard Measures: page 5 – 4.

Note: Disabling unnecessary measures speeds the collection process.

Do I need to add custom dimensions, hierarchies, or fact tables?

If you need to report or analyze your corporate information by a category that is not represented by a standard dimension or hierarchy level, you must create a new dimension or hierarchy level to capture this additional information.

Note: Creating new dimensions after you have set up and used your interface tables is labor-intensive and time-consuming. Carefully assess your company's current and future needs and try to identify all the customizations that you will need *before* you start to use Oracle Project Analysis Collection Pack.

For detailed information about creating a new dimension, see: *Creating Dimensions*: page 5 – 5. For detailed information about creating a new hierarchy level, see: *Creating Hierarchies or Hierarchy Levels*: page 5 – 5.

If the existing interface tables do not include all the numeric information that you need to analyze, you can modify your fact tables to capture additional information. For more information about adding measures and fact tables, see: *Creating Measures*: page 5 – 5 and *Creating Fact Tables*: page 5 – 6.

CHAPTER

5

Customizations

This chapter describes the steps you perform to customize your implementation of Oracle Project Analysis Collection Pack. This includes disabling standard dimensions, hierarchy levels, and measures; creating new dimensions, hierarchy levels, measures, and fact tables; and modifying the collection processes.

Customizing Your Integration

You may require only a subset of the standard dimensions, hierarchy levels, and measures provided by Oracle Project Analysis Collection Pack, or you may require additional dimensions, hierarchy levels, and measures. If this is the case, you can customize the Oracle Project Analysis Collection Pack tables by altering the 10 customizable columns for each standard dimension level table and each standard fact table. In addition, you can create new dimensions and measures or disable existing ones if the information predefined by Oracle Project Analysis Collection Pack does not suit your business needs. Alternately, you can create new fact tables that you can analyze in conjunction with your customized dimension tables.



Warning: Plan and execute all of your customizations before you load information into the interface tables. If you perform customizations after you implement and use the tables, you must regenerate the tables, which can be very time-consuming.

You can perform the following customizations to Oracle Project Analysis Collection Pack:

- Disabling standard metadata
 - dimensions
 - measures
 - hierarchies
- Creating new metadata
 - dimensions
 - measures
 - hierarchies
 - fact tables
 - building hierarchies of class categories

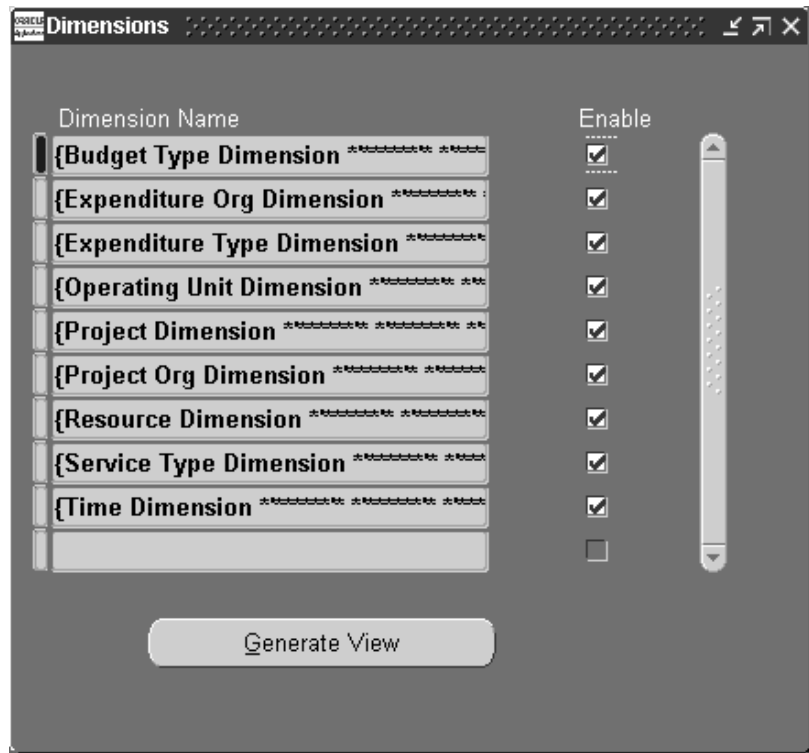
Note: The Discoverer End User Layer integration that is provided with the Oracle Project Analysis Collection Pack is based on the standard, pre-defined schema. If you use the Discoverer End User Layer and you customize the interface tables (enable or disable standard metadata or modify hierarchies) you will have to modify the Discoverer End User Layer accordingly. See: Chapter 7, *Discoverer End User Layer*.

Disabling Standard Metadata

Disable standard metadata that your company does not need for analysis or reporting purposes. Disabling unnecessary metadata improves the performance of the collection processes and reduces the size requirements for your database.

Disabling Standard Dimensions

You can disable some of the Oracle Project Analysis Collection Pack standard dimensions by using the Dimensions window in Oracle Projects. You must regenerate the collection views after disabling any standard dimension.



- **To enable or disable a standard dimension using the Dimensions window:**

Note: You must disable dimensions before collecting data and before customizing your collection views. If you subsequently enable or disable a dimension after you have collected data,

you must regenerate the tables to collect data based on the new set of dimensions.

1. From the Navigator window, choose Setup > Collection Pack > Dimensions.
2. Check the Enable check box next to the dimension you want to enable, or uncheck it if you want to disable the dimension.
3. Save your changes.
4. Choose Regenerate Views to regenerate the collection views based on the new set of dimensions.

The view generation process recreates the database views and creates a view definition file in the concurrent manager's log directory. After the generation process has executed successfully, you can use the concurrent request log file to extract the script to customize the view definition file. You must apply the customized view definitions after the view generation process executes successfully.

Disabling a dimension replaces the column representing the dimension with -1 or UNKNOWN, depending on the datatype of the column.

Note: If you ran either collection process before enabling or disabling standard dimensions, you must submit the PRC: Refresh Dimension and Fact Tables process after you regenerate your views to update information based on your changes. See: Refresh Dimension and Fact Tables: page 6 – 8.

Disabling Standard Measures

You disable a measure by modifying each collection view that contains the measure and modifying database triggers in the related source tables. For sample view changes that you can use to disable a measure, see: Modifying Collection Views to Disable or Create a Measure: page A – 2.

Note: Collection views reside in the Oracle Projects production database.

Creating New Metadata

If the standard metadata provided by Oracle Project Analysis Collection Pack does not fulfill your company's reporting and analysis

requirements, you can create customized metadata to populate the interface tables with the additional information you need.

Creating Dimensions

You must define a new interface table for any new dimension and related hierarchy levels that you create. You can use an architecture similar to the architecture used to collect standard dimensions and hierarchy levels. Perform the following steps to create new dimensions:

1. Write a collection procedure to retrieve information from the desired source table (from Oracle Projects or an external system) and load it into the interface table
2. Add the procedure to the custom collection package PA_ADW_CUSTOM_COLLECT so that the collection process will load information related to the new dimension along with the standard dimension and fact tables. This package contains two files:
 - PAADWCCS.pls
 - PAADWCCB.pls

Refer to Appendix B for a list of the two files listed above.

To include the new dimension in an existing fact table, you must change the collection views for the fact table.

Creating Measures

You create new measures by changing the related fact table collection views and adding database triggers to the new source tables. For sample view changes that you can use to create a measure, see: [Modifying Collection Views to Disable or Create a Measure: page A – 2.](#)

Note: Collection views reside in the Oracle Projects production database.

Creating Hierarchies or Hierarchy Levels

You can create new hierarchies based on standard hierarchies. You populate the level information either in the standard dimension table, if you are adding new hierarchies on the standard dimensions, or create new level tables similar to the standard level tables.

Note: If you are using the Oracle Discoverer End User Layer as your analysis tool, you will have to create the new hierarchy relationships in the Discoverer folders as well.

Creating Fact Tables

To analyze additional numerical information, you may have to build one or more new fact tables, similar to the fact tables for Actuals and Budgets for standard measures. Perform the following steps to create new fact tables:

1. Define a collection procedure similar to the procedure used to collect standard fact tables. You can use database triggers in the source table to identify the changed rows.
2. Add the procedure to the custom collection package PA_ADW_CUSTOM_COLLECT so that the collection process will load information into the new fact table when the standard dimension and fact tables are collected. This package contains two files:
 - PAADWCCS.pls
 - PAADWCCB.pls

Refer to Appendix B for a list of the two files listed above.

Building Hierarchies on Class Categories

Oracle Project Analysis Collection Pack does not support the class category hierarchy as a standard hierarchy, since you can categorize a project for multiple class codes within a class category. The following table provides hierarchy level and interface table information for class category and class code information related to each project:

Interface Table Name	Collection View	Level
PA_PRJ_CLASSES_IT	PA_ADW_PRJ_CLASSES_V	Project Class Code
PA_CLASS_CATGS_IT	PA_ADW_CLASS_CATGS_V	Class Category
PA_CLASS_CODES_IT	PA_ADW_CLASS_CODES_V	Class Code

Table 5 – 1 Interface table and collection views for class code and category levels

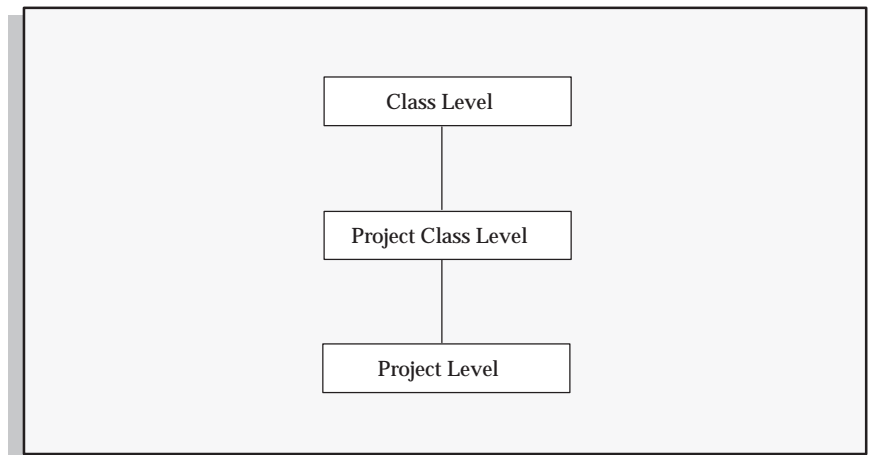
Perform the following steps to create a hierarchy for a given class category. You must perform these steps separately for each class category for which you want to define hierarchy levels.

1. Use the Oracle Projects Class Code setup windows to identify the class codes for which you want to build hierarchies for analysis.

2. Customize the collection process for the PA_PRJ_CLASSES_IT table to include the Segment1 column from the PA_PROJECTS_ALL tables and the class_code and class_category columns from the PA_PROJECT_CLASSES table into the USER_COL1 column. You can use the USER_COL1 column as a description for the project class level.
3. Define the collection for each of the new interface tables. Use PA_CLASS_CATEGS_IT as the source table for the class level table, and the PA_PRJ_CLASSES_IT source table for the project class level. Specify the WHERE clause for the class_code and class_category columns.

Figure 5 - 1

Example of building a hierarchy upon the class category



CHAPTER

6

Data Collection Processes

This chapter describes how to run the collection processes to populate the Oracle Project Analysis Collection Pack interface tables.

Overview of Collecting Data

After you defined your table structures, hierarchies, and dimensions, you must populate the tables. Then as you collect more data and as your company's reporting and analysis needs change, you have to maintain the data.

To update Oracle Project Analysis Collection Pack tables to include the latest data from project activity, you must perform the steps described in this section.

Step 1 Run the Update Project Summary Amounts process in Oracle Projects. See: page 6 – 4 .

Step 2 Run the Collect Dimension and Fact Tables process in Oracle Projects. See: page 6 – 5

Note: If you need to collect information based on new dimensions, hierarchy levels, or measures, you must perform your customizations and regenerate the interface tables. See Refresh Dimension and Fact Tables: page 6 – 8:.

Database Triggers

Oracle Projects tables contain database triggers that indicate which rows of information that the collection process reads. If the ADW_NOTIFY_FLAG parameter of a source table row equals 'Y', then the collection program copies the row into the appropriate interface table. You must add triggers to or modify them in related source tables if you create or delete measures, respectively. If you create new fact tables, you can use database triggers in the related source tables to identify the changed rows for the collection process. The following table provides names of the triggers and affected Oracle Projects tables:

Table Name	Trigger Name
PA_TASKS	PA_ADW_TASKS_T1
PA_TASKS	PA_ADW_TASKS_T2
PA_PROJECTS_ALL	PA_ADW_PROJECTS_T1
PA_PROJECT_TYPES_ALL	PA_ADW_PROJECT_TYPES_T1
PA_EXPENDITURE_TYPES	PA_ADW_EXPENDITURE_TYPES_T1
PA_PROJECT_CLASSES	PA_ADW_PROJECT_CLASSES_T1

Table 6 – 1 Trigger names and related Oracle Projects tables

Table Name	Trigger Name
PA_CLASS_CATEGORIES	PA_ADW_CLASS_CATEGORIES_T1
PA_CLASS_CODE	PA_ADW_CLASS_CODES_T1
PA_RESOURCE_LIST_MEMBERS	PA_ADW_RESOURCES_T1
PA_RESOURCES	PA_ADW_RESOURCES_T2
PA_RESOURCE_LIST_ALL_BG	PA_ADW_RESOURCE_LISTS_T1
PA_BUDGET_TYPES	PA_ADW_BUDGET_TYPES_T1
PA_TXN_ACCUM	PA_ADW_TXN_ACCUM_T1
PA_RESOURCE_ACCUM_DETAILS	PA_ADW_RES_ACCUM_DET_T1

Table 6 - 1 Trigger names and related Oracle Projects tables

Update Project Summary Amounts

The Update Project Summary Amounts process updates the project summary amounts with new cost, commitment, and revenue transactions and any new baselined budget versions. You can run this process as many times as you want to for one or more projects.

See: Update Project Summary Amounts (*Oracle Projects User Guide*).

Collect Dimension and Fact Tables

The Collect Dimension and Fact Tables process collects information from the Oracle Projects production summarization tables and loads it into dimension and fact interface tables. The process selects data based on the dimensions and measures you define when integrating Oracle Projects with Oracle Project Analysis Collection Pack.

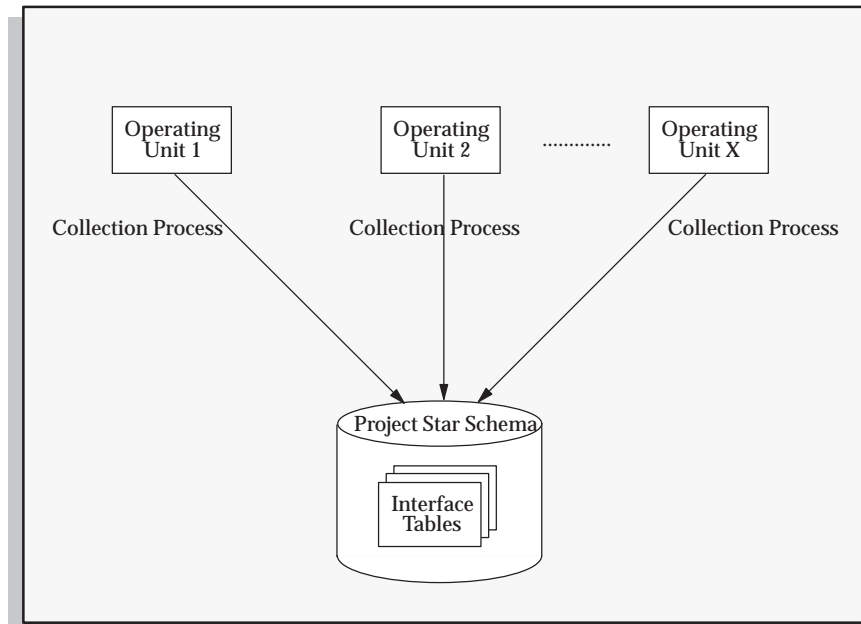
The collection program populates separate interface tables to store information about actual transactions and budgets. This PL/SQL-based process selects data from the Oracle Projects summarization tables based on the dimensions that your company uses. The collection program maintains the interface tables. The collection program is modular, which means that a separate program loads each interface table. In addition, you can customize the process to collect information from custom dimension and fact tables.

Update information in the interface tables as often as required by your company's business needs. The collection program performs incremental uploads of information, which means that the process updates only the information that has changed since the last upload. This strategy minimizes the length of your upload process.

The collection program retrieves project information based on the operating unit of the user submitting the request. If you want to collect project information for multiple operating units, you must run the collection process separately for each operating unit.

Figure 6 - 1

By default, each operating unit must run its own collection process



Prerequisite

- Before you run the Collect Dimension and Fact Tables process, you must run the Update Project Summary Amounts process. If you fail to run Update Project Summary Amounts, this collection process will find no data to load into the interface tables. See: Update Project Summary Amounts (*Oracle Projects User Guide*).

Process Submission

You submit the PRC: Collect Dimension and Fact Tables process from the Submit Request window. For information about submitting requests, refer to: *Oracle Applications User Guide*.

Process Parameters

Collect Dimension Tables. Enter Yes if you want the Collect Dimension and Fact Tables process to collect information for the dimension interface table you select.

Dimension Table. If you enter Yes for the Collect Dimension Tables parameter, enter the name of the predefined or custom dimension table

you want to populate or update. If you do not want to collect any dimension information, leave this field blank.

Collect Fact Tables. Enter Yes if you want the Collect Dimension and Fact Tables process to collect information for the fact interface table you select.

Fact Table. If you enter Yes for the Collect Fact Tables parameter, enter the name of the predefined or custom dimension table you want to populate or update.

From Project Number. If you enter Yes for the Collect Fact Tables parameter, enter the number of the project that you want the Collect Dimension and Fact Tables process to use as the low end of the project number range within which it selects projects to process. If you leave this parameter blank, the process selects all eligible projects whose project numbers come before the project number entered in the End Project Number process parameter. You can enter wildcards for this parameter.

Note: You do not need to enter a valid project number in the From/To Project Number fields. This allows you to enter a range that will limit the process to the projects whose information you want to load into interface tables without knowing the actual lowest and highest project numbers that will be selected.

To Project Number. If you enter a value in the From Project Number field, enter the number of the project that you want the Collect Dimension and Fact Tables process to use as the high end of the project number range within which it selects projects to process. If you leave this parameter blank, the process selects all eligible projects whose project numbers come after the project number entered in the Start Project Number process parameter.

Refresh Dimension and Fact Tables

The Refresh Dimension and Fact Tables process deletes all the records from the Oracle Project Analysis Collection Pack interface tables and then repopulates the interface tables based on your current set of dimensions and measures. You must run this process if you have enabled or disabled standard dimensions since you last ran the collection process.

Process Submission

You submit the PRC: Collect Dimension and Fact Tables process from the Submit Request window. For more information about submitting requests, refer to: *Oracle Applications User Guide*.

Process Parameters

This process does not have any parameters.

Generate Collection Views

The Generate Collection Views process generates the collection views based on your current set of dimensions. You can submit this process from the Enable/Disable Dimensions window. This process creates a copy of the new collection views in the concurrent manager log file. After you enable or disable any standard dimensions, you must regenerate the collection views and submit the PRC: Refresh Dimension and Fact Tables process.

Note: If you customize the collection views, you must apply your changes to the database after you generate the collection views.

Process Submission

You submit the PRC: Collect Dimension and Fact Tables process from the Submit Request window. For more information about submitting requests, refer to: *Oracle Applications User Guide*.

Process Parameters

This process does not have any parameters.

CHAPTER

7

End User Layer

This chapter describes the mapping of the Oracle Project Analysis Collection Pack interface tables to the Oracle Discoverer End User Layer..

Overview of the Discoverer End User Layer

The Oracle Discoverer End User Layer is one of the reporting and analysis tools that you can use to perform custom queries from the Oracle Project Analysis Collection Pack interface tables.

Note: The Discover tool is not included in the Oracle Project Analysis Collection Pack license. If you want to use the End User Layer reporting capabilities you must purchase Oracle Discoverer.

Oracle Project Analysis Collection Pack has predefined mapping of information data from the interface tables to Discoverer folders and hierarchies for use with the Oracle Discoverer End User Layer. These predefined folders allow you to generate Discoverer reports, also known as workbooks, with little to no customization. However, if your company needs require different folders, you can use the information in this chapter to customize the End User Layer.

Discoverer Business Area

The highest level of information in Discoverer is a business area. A business area is a set of related information with a common business purpose. All the predefined Oracle Discoverer End User Layer folders are in one business area labeled **Project Analysis Collection Pack**.

Discoverer Folders

Folders are the second level of information in the Discoverer End User Layer. Folders store details about groups of related information. For example, budget type data and actual project cost data are stored in different folders in the predefined Oracle Project Analysis Collection Pack End User Layer folders.

Related folders are grouped into a business area. All predefined Oracle Project Analysis Collection Pack folders are in the Project Analysis Collection Pack business area.

The predefined End User Layer folders map to the Oracle Project Analysis Collection Pack interface tables and to specific columns within the tables.

Discoverer Items

Items are the third level of information in Discoverer, and items are grouped into folders. Each item has a name and contains a specific

type of information. For example, in the PA Period folder, you will find items for GL period and PA period.



Warning: You must select the Resource List dimension whenever you run a workbook in the Discoverer End User Layer; otherwise, data will be duplicated.

See Also

Oracle Discoverer User Guide

Data and Dimension Folders

Two types of folders are included in the Oracle Project Analysis Collection Pack End User Layer, **data folders** and **dimension folders**.

Data Folders

Data folders contain numerical information. The following data folders are predefined:

- **PA Project Actual Commitment Data** provides actual revenue, cost, and commitment information at project level
- **PA Project Budget Line Data** provides budget revenue and cost information at the project level
- **PA Top Task Actual Commitment Data** provides actual revenue, cost, and commitment information at the top task level
- **PA Top Task Budget Line Data** provides budget revenue and cost information at the top task level
- **PA Lowest Task Actual Commitment Data** provides actual revenue, cost, and commitment information at the lowest task level
- **PA Lowest Task Budget Line Data** provides budget revenue and cost information at the lowest task level

Dimension Folders

Dimension folders contain descriptive information. The dimension folders that are visible to end users are actually groups of Discoverer

level folders that appear as one folder, which is known as a complex folder. The individual folders that make up the complex folder are known as level folders. You must open the complex folders to find the level folders.

The following complex dimension folders are visible to end users:

- Expenditure Type Dimension
- Resource List Dimension
- Service Type Dimension
- Project Type Dimension
- PA Time Dimension
- Budget Type Dimension
- Expenditure Organization Dimension
- Project Organization Dimension
- Set of Books Dimension

Each level folder is mapped to a dimension level table in the Project Analysis Collection Pack. For a detailed list of this mapping, refer to the tables listed in the Mapping of End User Layer Dimension Folders section: page 7 – 12.

Mapping of End User Layer Data Folders

This section contains a detailed description of each of the Discoverer End User Layer data folders. The tables in this section indicate the mapping from the Discoverer End User Layer folders to the source Oracle Project Analysis Collection Pack interface tables. You can use the tables in this section to identify the source of the data that you see in the End User Layer. You can also refer to these tables to identify where and how you can customize the End User Layer.

Each one of the six data folders includes 10 columns that are available for you to define for your specific business needs. These columns are labeled *User01* through *User10*.

The following section is specific to the data folders. For the mapping of dimension folders, refer to Mapping of End User Layer Dimension Folders: page 7 – 12.

Note: All folders described here are part of the Project Analysis Collection Pack business area.

Actual Revenue, Cost, and Commitment Amounts at Project Level

Use this table to analyze revenue, costs, and commitments at the project level. This table includes blank rows where you can add additional data that your company may need.

End User Layer Folder: PA Project Actual Commitment Data

Measures	EUL Structure Name	Source Table Column	Source Interface Table
Project Actual Revenue	Actual Revenue	accume_revenue	PA_PRJ_ACT_CMT_IT_ALL
Project Actual Raw Cost	Actual Raw Cost	accume_raw_cost	PA_PRJ_ACT_CMT_IT_ALL
Project Actual Burdened Cost	Actual Burdened Cost	accume_burdened_cost	PA_PRJ_ACT_CMT_IT_ALL
Project Actual Quantity	Actual Quantity	accume_quantity	PA_PRJ_ACT_CMT_IT_ALL
Project Actual Labor Hours	Actual Labor Hours	accume_labor_hours	PA_PRJ_ACT_CMT_IT_ALL
Project Billable Raw Cost	Billable Raw Cost	accume_billable_raw_cost	PA_PRJ_ACT_CMT_IT_ALL
Project Billable Burden Cost	Billable Burden Cost	accume_billable_burdened_cost	PA_PRJ_ACT_CMT_IT_ALL
Project Billable Labor Hours	Billable Labor Hours	accume_billable_labor_hours	PA_PRJ_ACT_CMT_IT_ALL
Project Billable Quantity	Billable Quantity	accume_billable_quantity	PA_PRJ_ACT_CMT_IT_ALL
Project Commitment Raw Cost	Commitment Raw Cost	accume_cmt_raw_cost	PA_PRJ_ACT_CMT_IT_ALL
Project Commitment Burdened Cost	Commitment Burdened Cost	accume_cmt_burdened_cost	PA_PRJ_ACT_CMT_IT_ALL
Project Commitment Quantity	Commitment Quantity	accume_cmt_quantity	PA_PRJ_ACT_CMT_IT_ALL
Unit of Measure	Unit of Measure	unit_of_measure	PA_PRJ_ACT_CMT_IT_ALL

Table 7 – 1 (Page 1 of 1)

Note: All amounts are in invoice currency.

Actual Revenue, Cost, and Commitment Amounts at Top Task Level

Use this table to analyze revenue, costs, and commitments at the top task level. This table includes blank rows where you can add additional data that your company may need.

EUL Folder: PA Task Actual Commitment Data

Measures	EUL Structure Name	Source Table Column	Source Interface Table
Task Actual Revenue	Actual Revenue	accume_revenue	PA_TSK_ACT_CMT_IT_ALL
Task Actual Raw Cost	Actual Raw Cost	accume_raw_cost	PA_TSK_ACT_CMT_IT_ALL
Task Actual Burdened Cost	Actual Burdened Cost	accume_burdened_cost	PA_TSK_ACT_CMT_IT_ALL
Task Actual Quantity	Actual Quantity	accume_quantity	PA_TSK_ACT_CMT_IT_ALL
Task Actual Labor Hours	Actual Labor Hours	accume_labor_hours	PA_TSK_ACT_CMT_IT_ALL
Task Billable Raw Cost	Billable Raw Cost	accume_billable_raw_cost	PA_TSK_ACT_CMT_IT_ALL
Task Billable Burden Cost	Billable Burden Cost	accume_billable_burdened_cost	PA_TSK_ACT_CMT_IT_ALL
Task Billable Labor Hours	Billable Labor Hours	accume_billable_labor_hours	PA_TSK_ACT_CMT_IT_ALL
Task Billable Quantity	Billable Quantity	accume_billable_quantity	PA_TSK_ACT_CMT_IT_ALL
Task Commitment Raw Cost	Commitment Raw Cost	accume_cmt_raw_cost	PA_TSK_ACT_CMT_IT_ALL
Task Commitment Burdened Cost	Commitment Burdened Cost	accume_cmt_burdened_cost	PA_TSK_ACT_CMT_IT_ALL
Task Commitment Quantity	Commitment Quantity	accume_cmt_quantity	PA_TSK_ACT_CMT_IT_ALL
Unit of Measure	Unit of Measure	unit_of_measure	PA_PRJ_ACT_CMT_IT_ALL

Table 7 – 2 (Page 1 of 1)

Note: All amounts are in invoice currency.

Actual Revenue, Cost, and Commitment Amounts at Lowest Task Level

Use this table to analyze revenue, costs, and commitments at the top task level. This table includes blank rows where you can add additional data that your company may need.

EUL Folder: PA Lowest Task Actual Commitment Data

Measures	EUL Structure Name	Source Table Column	Source Interface Table
Task Actual Revenue	Actual Revenue	accume_revenue	PA_TSK_ACT_CMT_IT_ALL
Task Actual Raw Cost	Actual Raw Cost	accume_raw_cost	PA_TSK_ACT_CMT_IT_ALL
Task Actual Burdened Cost	Actual Burdened Cost	accume_burdened_cost	PA_TSK_ACT_CMT_IT_ALL
Task Actual Quantity	Actual Quantity	accume_quantity	PA_TSK_ACT_CMT_IT_ALL
Task Actual Labor Hours	Actual Labor Hours	accume_labor_hours	PA_TSK_ACT_CMT_IT_ALL
Task Billable Raw Cost	Billable Raw Cost	accume_billable_raw_cost	PA_TSK_ACT_CMT_IT_ALL
Task Billable Burden Cost	Billable Burden Cost	accume_billable_burdened_cost	PA_TSK_ACT_CMT_IT_ALL
Task Billable Labor Hours	Billable Labor Hours	accume_billable_labor_hours	PA_TSK_ACT_CMT_IT_ALL
Task Billable Quantity	Billable Quantity	accume_billable_quantity	PA_TSK_ACT_CMT_IT_ALL
Task Commitment Raw Cost	Commitment Raw Cost	accume_cmt_raw_cost	PA_TSK_ACT_CMT_IT_ALL
Task Commitment Burdened Cost	Commitment Burdened Cost	accume_cmt_burdened_cost	PA_TSK_ACT_CMT_IT_ALL
Task Commitment Quantity	Commitment Quantity	accume_cmt_quantity	PA_TSK_ACT_CMT_IT_ALL
Unit of Measure	Unit of Measure	unit_of_measure	PA_PRJ_ACT_CMT_IT_ALL

Table 7 - 3 (Page 1 of 1)

Note: All amounts are in invoice currency.

Budget Revenue and Budget Cost at Project Level

Use this table to analyze both revenue and cost budget information at the project level. This table includes blank rows where you can add additional data that your company may need.

EUL Folder: PA Project Budget Line Data

Measures	EUL Structure Name	Source Table Column	Source Interface Table
Project Budget Revenue	Budget Revenue	bdg_revenue	PA_PRJ_BGT_LINES_IT_ALL
Project Budget Raw Cost	Budget Raw Cost	bdg_raw_cost	PA_PRJ_BGT_LINES_IT_ALL
Project Budget Burdened Cost	Budget Burdened Cost	bdg_burdened_cost	PA_PRJ_BGT_LINES_IT_ALL
Project Budget Quantity	Budget Quantity	bdg_quantity	PA_PRJ_BGT_LINES_IT_ALL
Project Budget Labor Hours	Budget Labor Hours	bdg_labor_hours	PA_PRJ_BGT_LINES_IT_ALL

Table 7 – 4 (Page 1 of 1)

Note: All amounts are in invoice currency.

Budget Revenue and Budget Cost at Top Task Level

Use this table to analyze both revenue and cost budget information at the Task level. This table includes blank rows where you can add additional data that your company may need.

EUL Folder: PA Top Task Budget Line Data

Measures	EUL Structure Name	Source Table Column	Source Interface Table
Task Budget Revenue	Budget Revenue	bdg_revenue	PA_TSK_BGT_LINES_IT_ALL
Task Budget Raw Cost	Budget Raw Cost	bdg_raw_cost	PA_TSK_BGT_LINES_IT_ALL
Task Budget Burdened Cost	Budget Burdened Cost	bdg_burdened_cost	PA_TSK_BGT_LINES_IT_ALL
Task Budget Quantity	Budget Quantity	bdg_quantity	PA_TSK_BGT_LINES_IT_ALL
Task Budget Labor Hours	Budget Labor Hours	bdg_labor_hours	PA_TSK_BGT_LINES_IT_ALL

Table 7 – 5 (Page 1 of 1)

Budget Revenue and Budget Cost at Lowest Task Level

Use this table to analyze both revenue and cost budget information at the lowest task level. This table includes blank rows where you can add additional data that your company may need.

EUL Folder: PA Low Task Budget Line Data

Measures	EUL Structure Name	Source Table Column	Source Interface Table
Task Budget Revenue	Budget Revenue	bdg_revenue	PA_TSK_BGT_LINES_IT_ALL
Task Budget Raw Cost	Budget Raw Cost	bdg_raw_cost	PA_TSK_BGT_LINES_IT_ALL
Task Budget Burdened Cost	Budget Burdened Cost	bdg_burdened_cost	PA_PRJ_BGT_LINES_IT_ALL
Task Budget Quantity	Budget Quantity	bdg_quantity	PA_PRJ_BGT_LINES_IT_ALL
Task Budget Labor Hours	Budget Labor Hours	bdg_labor_hours	PA_PRJ_BGT_LINES_IT_ALL

Table 7 – 6 (Page 1 of 1)

Note: All amounts are in invoice currency.

Mapping of End User Layer Dimension Folders

This section contains a detailed description of each of the Discoverer EUL Dimension folders.

Note: All tables described here are part of the Project Analysis Collection Pack business area in the Discoverer End User Layer.

Budget Type

Dimension Name: PA Budget Type

EUL Folder: PA Budget Type Dimension

Level	EUL Structure Name	Source Table Column	Source Interface Table
Budget Type Level	Budget Type Name	all_financial_years PK	PA_ALL_FINANCIAL_YRS_IT

Expenditure Organization

Dimension Name: PA Expenditure Organization

EUL Folder: PA Project Classification Dimension

Dimension Hierarchy and Levels:

All Organizations

Expenditure Business Group

Project Organization

Level	EUL Structure Name	Source Table Column	Source Interface Table
All Organization	Organization Name	organization_id FK	PA_ORG_IT
Expenditure Business Group	Expenditure Business Group	business_group PK	PA_EXP_BUSINESS_GRP_IT
Expenditure Organization	Expenditure Organization	organization_id PK	PA_EXP_ORGS_IT

Expenditure Type

Dimension Name: PA Expenditure Type

EUL Folder: PA Expenditure Type Dimension

Dimension Hierarchy and Levels:

All Expenditure Types

Expenditure Types

Level	EUL Structure Name	Source Table Column	Source Interface Table
All Level	EDW_PA_A_EXP_TYP Name	all_expenditure_types PK	PA_ALL_EXP_TYPES_IT
Expenditure Type Level	Expenditure Type Name	expenditure_type PK	PA_EXP_TYPES_IT

Operating Unit (Multi-org)

Dimension Name: Operation Unit

EUL Folder: Operation Unit Dimension

Dimension Hierarchy and Levels:

Set of Books

Legal Entity

Operation Unit

Level	EUL Structure Name	Source Table Column	Source Interface Table
Set of Books Level	Set of Book	set_of_book PK	PA_SET_OF_BOOKS_IT
Legal Entity Level	Legal Entity	legal_entity PK	PA_LEGAL_ENTITY_IT
Operating Unit	Operation Unit	organization_id PK	PA_OPER_UNITS_IT

Project (Project Classification)

Dimension Name: PA Project Classification Dimension

EUL Folder: PA Project Classification Dimension

Dimension Hierarchy and Levels:

Project Class Categories

Project Class

Project

Top Task

Lowest Task

Level	EUL Structure Name	Source Table Column	Source Interface Table
Project Class Category Level	Project Class Category	class_category PK	PA_CLASS_CATGS_IT
Project Class Level	Project Class	class_category/class_code/ project_id	PA_PRJ_CLASSES_IT
Project Level	Project	project_id	PA_PROJECTS_IT_ALL
Top Task Level	Top Task	top_task_id PK	PA_TOP_TASKS_IT
Lowest Task Level	Lowest Task	low_task_id PK	PA_LOW_TASKS_IT

Note: This dimension hierarchy is not predefined because there are many possible relationships between project and project class. For more information about customizing this dimension hierarchy, see: Building Hierarchies on Class Categories: page 5 – 6.

Note: Project (Project Type) and Project (Project Classification) are two separate hierarchies within the Project dimension.

Project (Project Type)

Dimension Name: Project

EUL Folder: Project Dimension

Dimension Hierarchy and Levels:

All Project Types

Project Type

Project

Top Task

Lowest Task

Level	EUL Structure Name	Source Table Column	Source Interface Table
All Project Type Level	All Project Type	all_project_types PK	PA_ALL_PRJ_TYPES_IT
Project Type Level	Project Type	project_type PK	PA_PRJ_TYPES_IT_ALL
Project Level	Project	project_id PK	PA_PROJECTS_IT_ALL
Top Task Level	Top Task	top_task_id PK	PA_TOP_TASKS_IT
Lowest Task Level	Lowest Task	low_task_id PK	PA_LOW_TASKS_IT

Note: Project (Project Type) and Project (Project Classification) are two separate hierarchies within the Project dimension.

Project Organization

Dimension Name: PA Project Organization

EUL Folder: PA Project Organization Dimension

Dimension Hierarchy and Levels:

All Organizations

Project Business Group

Project Organization

Level	EUL Structure Name	Source Table Column	Source Interface Table
All Organization	Organization Name	organization_id FK	PA_ORG_IT
Project Business Group	Project Business Group	business_group PK	PA_PRJ_BUSINESS_GRP_IT
Project Organization	Project Organization	organization_id PK	PA_PRJ_ORGS_IT

Resource List

Dimension Name: PA Resource List

EUL Folder: PA Resource List Dimension

Dimension Hierarchy and Levels:

Resource List

Resource Group

Resource Member

Level	EUL Structure Name	Source Table Column	Source Interface Table
Resource List Level	Resource List Name	resource_list_id PK	PA_RES_LISTS_IT_ALL_BG
Resource Group Level	Resource Group Name	resource_list_member_id PK	PA_TOP_RLMEN_IT
Resource Member Level	Resource Member Name	resource_list_member_id PK	PA_LOWEST_RLMEN_IT

Service Type

Dimension Name: PA Service Type

EUL Folder: PA Service Type Dimension

Dimension Hierarchy and Levels:

All Service Types

Service Type

Level	EUL Structure Name	Source Table Column	Source Interface Table
All Level	EDW_PA_A_SERV_TY P Name	all_service_types PK	PA_ALL_SRVC_TYPES_IT
Service Type Level	Service Type Name	service_type_code	PA_SRVC_TYPES_IT

Time

Dimension Name: PA Period

EUL Folder: PA Period Dimension

Dimension Hierarchy and Levels:

All Financial Years

Financial Years

Financial Quarters

GL Period

PA Period

Level	EUL Structure Name	Source Table Column	Source Interface Table
All Financial Years Level	All Financial Years	all_financial_years PK	PA_ALL_FINAN- CIAL_YRS_IT
Financial Years Level	Financial Years	financial_year	PA_FINANCIAL_YRS_IT
Financial Quarters Level	Financial Quarters	financial_quarter	PA_FINANCIAL_QTRS_IT
GL Period	GL Period	gl_period	PA_GL_PERIODS_IT
PA Period	PA Period	pa_period_key	PA_PERIODS_IT

End User Reporting

You must instruct all users to select one resource list dimension whenever they run a report. If they do not select the Resource List dimension, data may be duplicated.

See Also

Oracle Discoverer User Guide

APPENDIX

A

Modifying Fact Collection Views

This appendix provides sample view changes that you can use to modify the collection views to disable a standard measure or to create a new measure.

Modifying Collection Views to Disable or Create a Measure

You must modify the related collection views to disable a standard measure or to create a new measure. This appendix provides sample view changes that you would use to disable the measure `ACTUAL_LABOR_HOURS` and add the measure `ACCUME_BURDENED_COST - ACCUME_RAW_COST`. Modify the sample view changes as necessary to satisfy your company's analysis and reporting requirements.

Note: You must add triggers to or modify them in the related source tables if you create or delete measures, respectively.

Disabling a Standard Measure

To disable a measure, you must modify the related fact table collection views. For example, to disable the measure `ACTUAL_LABOR_HOURS`, you would make the following changes to the collection views listed below.

- `PA_ADW_ACT_CMT_V`
- `PA_ADW_R_ACT_CMT_V`
- `PA_ADW_R_ST_ACT_CMT_V`

```
CREATE OR REPLACE VIEW PA_ADW_ACT_CMT_V
(
  PROJECT_ID,
  TOP_TASK_ID,
  TASK_ID,
  PA_PERIOD_KEY,
  EXPENSE_ORGANIZATION_ID,
  OWNER_ORGANIZATION_ID,
  RESOURCE_LIST_MEMBER_ID,
  SERVICE_TYPE_CODE,
  EXPENDITURE_TYPE,
  USER_COL1,
  USER_COL2,
  USER_COL3,
  USER_COL4,
  USER_COL5,
  USER_COL6,
  USER_COL7,
```

```

USER_COL8,
USER_COL9,
USER_COL10,
ACCUME_REVENUE,
ACCUME_RAW_COST,
ACCUME_BURDENED_COST,
ACCUME_QUANTITY,
ACCUME_LABOR_HOURS,
ACCUME_BILLABLE_RAW_COST,
ACCUME_BILLABLE_BURDENED_COST,
ACCUME_BILLABLE_QUANTITY,
ACCUME_BILLABLE_LABOR_HOURS,
ACCUME_CMT_RAW_COST,
ACCUME_CMT_BURDENED_COST,
ACCUME_CMT_QUANTITY,
UNIT_OF_MEASURE,
RES_ADW_NOTIFY_FLAG,
TXN_ADW_NOTIFY_FLAG
) AS
SELECT
PROJECT_ID,
TOP_TASK_ID,
TASK_ID,
PA_PERIOD_KEY,
EXPENSE_ORGANIZATION_ID,
OWNER_ORGANIZATION_ID,
RESOURCE_LIST_MEMBER_ID,
SERVICE_TYPE_CODE,
EXPENDITURE_TYPE,
USER_COL1,
USER_COL2,
USER_COL3,
USER_COL4,
USER_COL5,
USER_COL6,
USER_COL7,
USER_COL8,
USER_COL9,
USER_COL10,
ACCUME_REVENUE,
ACCUME_RAW_COST,
ACCUME_BURDENED_COST,
ACCUME_QUANTITY,
NULL, /* Disabled Measure ACCUME_LABOR_HOURS, */

```

```

ACCUME_BILLABLE_RAW_COST,
ACCUME_BILLABLE_BURDENED_COST,
ACCUME_BILLABLE_QUANTITY,
ACCUME_BILLABLE_LABOR_HOURS,
ACCUME_CMT_RAW_COST,
ACCUME_CMT_BURDENED_COST,
ACCUME_CMT_QUANTITY,
UNIT_OF_MEASURE,
RES_ADW_NOTIFY_FLAG,
TXN_ADW_NOTIFY_FLAG
FROM
  PA_ADW_ACT_CMT_B_V;
CREATE OR REPLACE VIEW PA_ADW_R_ACT_CMT_V
(
  PROJECT_ID,
  TOP_TASK_ID,
  TASK_ID,
  PA_PERIOD_KEY,
  EXPENSE_ORGANIZATION_ID,
  OWNER_ORGANIZATION_ID,
  RESOURCE_LIST_MEMBER_ID,
  SERVICE_TYPE_CODE,
  EXPENDITURE_TYPE,
  USER_COL1,
  USER_COL2,
  USER_COL3,
  USER_COL4,
  USER_COL5,
  USER_COL6,
  USER_COL7,
  USER_COL8,
  USER_COL9,
  USER_COL10,
  ACCUME_REVENUE,
  ACCUME_RAW_COST,
  ACCUME_BURDENED_COST,
  ACCUME_QUANTITY,
  ACCUME_LABOR_HOURS,
  ACCUME_BILLABLE_RAW_COST,
  ACCUME_BILLABLE_BURDENED_COST,
  ACCUME_BILLABLE_QUANTITY,
  ACCUME_BILLABLE_LABOR_HOURS,
  ACCUME_CMT_RAW_COST,
  ACCUME_CMT_BURDENED_COST,

```

```

ACCUME_CMT_QUANTITY,
UNIT_OF_MEASURE,
RES_ADW_NOTIFY_FLAG,
TXN_ADW_NOTIFY_FLAG,
TSK_ADW_NOTIFY_FLAG
) AS
SELECT
    PROJECT_ID,
    TOP_TASK_ID,
    TASK_ID,
    PA_PERIOD_KEY,
    EXPENSE_ORGANIZATION_ID,
    OWNER_ORGANIZATION_ID,
    RESOURCE_LIST_MEMBER_ID,
    SERVICE_TYPE_CODE,
    EXPENDITURE_TYPE,
    USER_COL1,
    USER_COL2,
    USER_COL3,
    USER_COL4,
    USER_COL5,
    USER_COL6,
    USER_COL7,
    USER_COL8,
    USER_COL9,
    USER_COL10,
    ACCUME_REVENUE,
    ACCUME_RAW_COST,
    ACCUME_BURDENED_COST,
    ACCUME_QUANTITY,
    NULL, /* Disabled Measure ACCUME_LABOR_HOURS, */
    ACCUME_BILLABLE_RAW_COST,
    ACCUME_BILLABLE_BURDENED_COST,
    ACCUME_BILLABLE_QUANTITY,
    ACCUME_BILLABLE_LABOR_HOURS,
    ACCUME_CMT_RAW_COST,
    ACCUME_CMT_BURDENED_COST,
    ACCUME_CMT_QUANTITY,
    UNIT_OF_MEASURE,
    RES_ADW_NOTIFY_FLAG,
    TXN_ADW_NOTIFY_FLAG,
    TSK_ADW_NOTIFY_FLAG
FROM
    PA_ADW_R_ACT_CMT_B_V;

```

```

CREATE OR REPLACE VIEW PA_ADW_R_ST_ACT_CMT_V
(
    PROJECT_ID,
    TOP_TASK_ID,
    TASK_ID,
    PA_PERIOD_KEY,
    EXPENSE_ORGANIZATION_ID,
    OWNER_ORGANIZATION_ID,
    RESOURCE_LIST_MEMBER_ID,
    SERVICE_TYPE_CODE,
    EXPENDITURE_TYPE,
    USER_COL1,
    USER_COL2,
    USER_COL3,
    USER_COL4,
    USER_COL5,
    USER_COL6,
    USER_COL7,
    USER_COL8,
    USER_COL9,
    USER_COL10,
    ACCUME_REVENUE,
    ACCUME_RAW_COST,
    ACCUME_BURDENED_COST,
    ACCUME_QUANTITY,
    ACCUME_LABOR_HOURS,
    ACCUME_BILLABLE_RAW_COST,
    ACCUME_BILLABLE_BURDENED_COST,
    ACCUME_BILLABLE_QUANTITY,
    ACCUME_BILLABLE_LABOR_HOURS,
    ACCUME_CMT_RAW_COST,
    ACCUME_CMT_BURDENED_COST,
    ACCUME_CMT_QUANTITY,
    UNIT_OF_MEASURE,
    RES_ADW_NOTIFY_FLAG,
    TXN_ADW_NOTIFY_FLAG,
    TSK_ADW_NOTIFY_FLAG
) AS
SELECT
    PROJECT_ID,
    TOP_TASK_ID,
    TASK_ID,
    PA_PERIOD_KEY,
    EXPENSE_ORGANIZATION_ID,

```

```

OWNER_ORGANIZATION_ID,
RESOURCE_LIST_MEMBER_ID,
SERVICE_TYPE_CODE,
EXPENDITURE_TYPE,
USER_COL1,
USER_COL2,
USER_COL3,
USER_COL4,
USER_COL5,
USER_COL6,
USER_COL7,
USER_COL8,
USER_COL9,
USER_COL10,
ACCUME_REVENUE,
ACCUME_RAW_COST,
ACCUME_BURDENED_COST,
ACCUME_QUANTITY,
ACCUME_LABOR_HOURS,
NULL, /* Disabled Measure ACCUME_LABOR_HOURS, */
ACCUME_BILLABLE_RAW_COST,
ACCUME_BILLABLE_BURDENED_COST,
ACCUME_BILLABLE_QUANTITY,
ACCUME_BILLABLE_LABOR_HOURS,
ACCUME_CMT_RAW_COST,
ACCUME_CMT_BURDENED_COST,
ACCUME_CMT_QUANTITY,
UNIT_OF_MEASURE,
RES_ADW_NOTIFY_FLAG,
TXN_ADW_NOTIFY_FLAG,
TSK_ADW_NOTIFY_FLAG
FROM
PA_ADW_R_ST_ACT_CMT_B_V;

```

Creating a Measure

To create a measure, you must modify the related fact table collection views. For example, to create the measure ACCUME_BURDENED_COST-ACCUME_RAW_COST, you would make the following changes to the collection views listed below.

- PA_ADW_ACT_CMT_V
- PA_ADW_R_ACT_CMT_V
- PA_ADW_R_ST_ACT_CMT_V

```
CREATE OR REPLACE VIEW PA_ADW_ACT_CMT_V
(
    PROJECT_ID,
    TOP_TASK_ID,
    TASK_ID,
    PA_PERIOD_KEY,
    EXPENSE_ORGANIZATION_ID,
    OWNER_ORGANIZATION_ID,
    RESOURCE_LIST_MEMBER_ID,
    SERVICE_TYPE_CODE,
    EXPENDITURE_TYPE,
    USER_COL1,
    USER_COL2,
    USER_COL3,
    USER_COL4,
    USER_COL5,
    USER_COL6,
    USER_COL7,
    USER_COL8,
    USER_COL9,
    USER_COL10,
    ACCUME_REVENUE,
    ACCUME_RAW_COST,
    ACCUME_BURDENED_COST,
    ACCUME_QUANTITY,
    ACCUME_LABOR_HOURS,
    ACCUME_BILLABLE_RAW_COST,
    ACCUME_BILLABLE_BURDENED_COST,
    ACCUME_BILLABLE_QUANTITY,
    ACCUME_BILLABLE_LABOR_HOURS,
    ACCUME_CMT_RAW_COST,
    ACCUME_CMT_BURDENED_COST,
```

```

ACCUME_CMT_QUANTITY,
UNIT_OF_MEASURE,
RES_ADW_NOTIFY_FLAG,
TXN_ADW_NOTIFY_FLAG
) AS
SELECT
    PROJECT_ID,
    TOP_TASK_ID,
    TASK_ID,
    PA_PERIOD_KEY,
    EXPENSE_ORGANIZATION_ID,
    OWNER_ORGANIZATION_ID,
    RESOURCE_LIST_MEMBER_ID,
    SERVICE_TYPE_CODE,
    EXPENDITURE_TYPE,
    USER_COL1,
    USER_COL2,
    USER_COL3,
    USER_COL4,
    USER_COL5,
    ACCUME_BURDENED_COST - ACCUME_RAW_COST, /* New measure
USER_COL6, */
    USER_COL7,
    USER_COL8,
    USER_COL9,
    USER_COL10,
    ACCUME_REVENUE,
    ACCUME_RAW_COST,
    ACCUME_BURDENED_COST,
    ACCUME_QUANTITY,
    ACCUME_LABOR_HOURS,
    ACCUME_BILLABLE_RAW_COST,
    ACCUME_BILLABLE_BURDENED_COST,
    ACCUME_BILLABLE_QUANTITY,
    ACCUME_BILLABLE_LABOR_HOURS,
    ACCUME_CMT_RAW_COST,
    ACCUME_CMT_BURDENED_COST,
    ACCUME_CMT_QUANTITY,
    UNIT_OF_MEASURE,
    RES_ADW_NOTIFY_FLAG,
    TXN_ADW_NOTIFY_FLAG
FROM
    PA_ADW_ACT_CMT_B_V;

```

```

CREATE OR REPLACE VIEW PA_ADW_R_ACT_CMT_V
(
    PROJECT_ID,
    TOP_TASK_ID,
    TASK_ID,
    PA_PERIOD_KEY,
    EXPENSE_ORGANIZATION_ID,
    OWNER_ORGANIZATION_ID,
    RESOURCE_LIST_MEMBER_ID,
    SERVICE_TYPE_CODE,
    EXPENDITURE_TYPE,
    USER_COL1,
    USER_COL2,
    USER_COL3,
    USER_COL4,
    USER_COL5,
    USER_COL6,
    USER_COL7,
    USER_COL8,
    USER_COL9,
    USER_COL10,
    ACCUME_REVENUE,
    ACCUME_RAW_COST,
    ACCUME_BURDENED_COST,
    ACCUME_QUANTITY,
    ACCUME_LABOR_HOURS,
    ACCUME_BILLABLE_RAW_COST,
    ACCUME_BILLABLE_BURDENED_COST,
    ACCUME_BILLABLE_QUANTITY,
    ACCUME_BILLABLE_LABOR_HOURS,
    ACCUME_CMT_RAW_COST,
    ACCUME_CMT_BURDENED_COST,
    ACCUME_CMT_QUANTITY,
    UNIT_OF_MEASURE,
    RES_ADW_NOTIFY_FLAG,
    TXN_ADW_NOTIFY_FLAG,
    TSK_ADW_NOTIFY_FLAG
) AS
SELECT
    PROJECT_ID,
    TOP_TASK_ID,
    TASK_ID,
    PA_PERIOD_KEY,
    EXPENSE_ORGANIZATION_ID,

```

```

OWNER_ORGANIZATION_ID,
RESOURCE_LIST_MEMBER_ID,
SERVICE_TYPE_CODE,
EXPENDITURE_TYPE,
USER_COL1,
USER_COL2,
USER_COL3,
USER_COL4,
USER_COL5,
ACCUME_BURDENED_COST - ACCUME_RAW_COST, /* New measure
USER_COL6, */
USER_COL7,
USER_COL8,
USER_COL9,
USER_COL10,
ACCUME_REVENUE,
ACCUME_RAW_COST,
ACCUME_BURDENED_COST,
ACCUME_QUANTITY,
ACCUME_LABOR_HOURS,
ACCUME_BILLABLE_RAW_COST,
ACCUME_BILLABLE_BURDENED_COST,
ACCUME_BILLABLE_QUANTITY,
ACCUME_BILLABLE_LABOR_HOURS,
ACCUME_CMT_RAW_COST,
ACCUME_CMT_BURDENED_COST,
ACCUME_CMT_QUANTITY,
UNIT_OF_MEASURE,
RES_ADW_NOTIFY_FLAG,
TXN_ADW_NOTIFY_FLAG,
TSK_ADW_NOTIFY_FLAG
FROM
PA_ADW_R_ACT_CMT_B_V;
CREATE OR REPLACE VIEW PA_ADW_R_ST_ACT_CMT_V
(
PROJECT_ID,
TOP_TASK_ID,
TASK_ID,
PA_PERIOD_KEY,
EXPENSE_ORGANIZATION_ID,
OWNER_ORGANIZATION_ID,
RESOURCE_LIST_MEMBER_ID,
SERVICE_TYPE_CODE,
EXPENDITURE_TYPE,

```

```

USER_COL1 ,
USER_COL2 ,
USER_COL3 ,
USER_COL4 ,
USER_COL5 ,
USER_COL6 ,
USER_COL7 ,
USER_COL8 ,
USER_COL9 ,
USER_COL10 ,
ACCUME_REVENUE ,
ACCUME_RAW_COST ,
ACCUME_BURDENED_COST ,
ACCUME_QUANTITY ,
ACCUME_LABOR_HOURS ,
ACCUME_BILLABLE_RAW_COST ,
ACCUME_BILLABLE_BURDENED_COST ,
ACCUME_BILLABLE_QUANTITY ,
ACCUME_BILLABLE_LABOR_HOURS ,
ACCUME_CMT_RAW_COST ,
ACCUME_CMT_BURDENED_COST ,
ACCUME_CMT_QUANTITY ,
UNIT_OF_MEASURE ,
RES_ADW_NOTIFY_FLAG ,
TXN_ADW_NOTIFY_FLAG ,
TSK_ADW_NOTIFY_FLAG
) AS
SELECT
PROJECT_ID ,
TOP_TASK_ID ,
TASK_ID ,
PA_PERIOD_KEY ,
EXPENSE_ORGANIZATION_ID ,
OWNER_ORGANIZATION_ID ,
RESOURCE_LIST_MEMBER_ID ,
SERVICE_TYPE_CODE ,
EXPENDITURE_TYPE ,
USER_COL1 ,
USER_COL2 ,
USER_COL3 ,
USER_COL4 ,
USER_COL5 ,
ACCUME_BURDENED_COST - ACCUME_RAW_COST , /* New measure
USER_COL6 , */

```

```
USER_COL7,  
USER_COL8,  
USER_COL9,  
USER_COL10,  
ACCUME_REVENUE,  
ACCUME_RAW_COST,  
ACCUME_BURDENED_COST,  
ACCUME_QUANTITY,  
ACCUME_LABOR_HOURS,  
ACCUME_LABOR_HOURS,  
ACCUME_BILLABLE_RAW_COST,  
ACCUME_BILLABLE_BURDENED_COST,  
ACCUME_BILLABLE_QUANTITY,  
ACCUME_BILLABLE_LABOR_HOURS,  
ACCUME_CMT_RAW_COST,  
ACCUME_CMT_BURDENED_COST,  
ACCUME_CMT_QUANTITY,  
UNIT_OF_MEASURE,  
RES_ADW_NOTIFY_FLAG,  
TXN_ADW_NOTIFY_FLAG,  
TSK_ADW_NOTIFY_FLAG  
FROM  
PA_ADW_R_ST_ACT_CMT_B_V;
```


APPENDIX

B

SQL Programs for Customizing Data Collection

This appendix shows the two SQL programs that must be updated whenever new interface tables are added or data is collected from external sources.

SQL Programs for Customizing the Data Collection Process

This appendix lists the two SQL programs:

- PAADWCCB.pls
- PAADWCCS.pls

These programs control what data is accessed and collected during the Project Analysis Collection Pack collection process. Whenever you add new interface tables or want to collect data from sources external to the Oracle Projects application, you must modify these SQL programs to modify the collection process to include the additional data you want collected.

PAADWCCB.pls

You must insert your modifications to this program where you find the line that reads "Insert procedure calls to collect all custom dimensions."

```
REM +=====+
REM |                Copyright (c) 1994 Oracle Corporation                |
REM |                Redwood Shores, California, USA                    |
REM |                All rights reserved.                                |
REM +=====+
REM
REM FILENAME
REM   PAADWCCB.pls
REM
REM DESCRIPTION
REM   Package Body file for PA_ADW_CUSTOM_COLLECT Stored Package
REM
REM HISTORY
REM 12-MAR-98 D. Roy added a new parameter x_calling_process for the
REM           procedures to identify whether they are being called from
REM           refresh or increamental collection process
REM           value of x_calling process 'R' for refresh
REM           and 'I' for increamental
REM
REM =====

SET VERIFY OFF
WHENEVER SQLERROR EXIT FAILURE ROLLBACK;
WHENEVER OSERROR  EXIT FAILURE ROLLBACK;
```

```

CREATE OR REPLACE PACKAGE BODY PA_ADW_CUSTOM_COLLECT AS
/* $Header: PAADWCCB.pls 115.1 98/04/30 11:10:32 appldev ship $ */

FUNCTION Initialize RETURN NUMBER IS
BEGIN
    NULL;
END Initialize;

-- Procedure to collect custom dimension tables

PROCEDURE get_dimension_tables
    (x_err_stage          IN OUT VARCHAR2,
     x_err_stack          IN OUT VARCHAR2,
     x_err_code           IN OUT NUMBER,
     x_calling_process    IN    VARCHAR2)
IS
    x_old_err_stack      VARCHAR2(1024);
BEGIN
    x_err_code           := 0;
    x_err_stage          := 'Collecting Custom Dimension Tables';
    x_old_err_stack      := x_err_stack;
    x_err_stack          := x_err_stack || '-> get_dimension_tables';

    pa_debug.debug(x_err_stage);

    -- Insert procedure calls to collect all custom dimensions

    x_err_stack := x_old_err_stack;
    pa_debug.debug('Completed ' || x_err_stage);

EXCEPTION
    WHEN OTHERS THEN
        x_err_code := SQLCODE;
        RAISE;
END get_dimension_tables;

-- Procedure to collect custom fact tables

PROCEDURE get_fact_tables
    (x_project_num_from  IN    VARCHAR2,
     x_project_num_to    IN    VARCHAR2,
     x_err_stage          IN OUT VARCHAR2,
     x_err_stack          IN OUT VARCHAR2,
     x_err_code           IN OUT NUMBER,
     x_calling_process    IN    VARCHAR2)
IS
    x_old_err_stack      VARCHAR2(1024);
BEGIN

```

```

x_err_code      := 0;
x_err_stage     := 'Collecting Custom Fact Tables';
x_old_err_stack := x_err_stack;
x_err_stack     := x_err_stack || '-> get_fact_tables';

pa_debug.debug(x_err_stage);

-- Insert procedure calls to collect all custom fact tables

x_err_stack := x_old_err_stack;

pa_debug.debug('Completed ' || x_err_stage);

EXCEPTION
  WHEN OTHERS THEN
    x_err_code := SQLCODE;
    RAISE;
END get_fact_tables;

END PA_ADW_CUSTOM_COLLECT;
/

commit;
exit;

```

PAADWCCS.pls

```

REM +-----+
REM |          Copyright (c) 1994 Oracle Corporation          |
REM |          Redwood Shores, California, USA                |
REM |          All rights reserved.                            |
REM +-----+
REM
REM FILENAME
REM   PAADWCCS.pls
REM
REM DESCRIPTION
REM   Package specification file for PA_ADW_CUSTOM_COLLECT Stored Package
REM
REM HISTORY
REM 12-MAR-98 D. Roy added a new parameter x_calling_process for the
REM           procedures to identify whether they are being called from
REM           refresh or increamental collection process
REM           value of x_calling process 'R' for refresh
REM           and 'I' for increamental
REM
REM

```

```

REM =====

SET VERIFY OFF
WHENEVER SQLERROR EXIT FAILURE ROLLBACK;
WHENEVER OSERROR EXIT FAILURE ROLLBACK;

CREATE OR REPLACE PACKAGE PA_ADW_CUSTOM_COLLECT AS
/* $Header: PAADWCCS.pls 115.1 98/04/30 11:10:43 appldev ship $ */

-- Standard who
x_last_updated_by      NUMBER(15) := FND_GLOBAL.USER_ID;
x_last_update_date     NUMBER(15) := FND_GLOBAL.USER_ID;
x_created_by           NUMBER(15) := FND_GLOBAL.USER_ID;
x_last_update_login    NUMBER(15) := FND_GLOBAL.LOGIN_ID;
x_request_id           NUMBER(15) := FND_GLOBAL.CONC_REQUEST_ID;
x_program_application_id NUMBER(15) := FND_GLOBAL.PROG_APPL_ID;
x_program_id           NUMBER(15) := FND_GLOBAL.CONC_PROGRAM_ID;

FUNCTION Initialize RETURN NUMBER;

PROCEDURE get_dimension_tables
( x_err_stage          IN OUT VARCHAR2,
  x_err_stack          IN OUT VARCHAR2,
  x_err_code           IN OUT NUMBER,
  x_calling_process   IN    VARCHAR2);

PROCEDURE get_fact_tables
(x_project_num_from   IN    VARCHAR2,
 x_project_num_to     IN    VARCHAR2,
 x_err_stage          IN OUT VARCHAR2,
 x_err_stack          IN OUT VARCHAR2,
 x_err_code           IN OUT NUMBER,
 x_calling_process   IN    VARCHAR2);

END PA_ADW_CUSTOM_COLLECT;
/
commit;
exit;

```


C

Database Diagrams

This appendix presents graphically the Oracle Project Analysis Collection Pack star shema. The diagrams show the relationships between the interface tables included in each star shema.

Database Diagrams

This section graphically represents the Oracle Project Analysis Collection Pack interface tables and the relationships between them, organized by building block. Use this section to quickly learn what tables each Oracle Project Analysis Collection Pack application building block uses, and how these tables interrelate. Then, you can refer to Appendix E, Table and View Definitions: page E – 1.

This section contains a database diagram for each of the following Oracle Project Analysis Collection Pack application building blocks:

- Diagram 1: Project Level Actual Star Schema
- Diagram 2: Project Level Budget Star Schema
- Diagram 3: Task Level Actual Star Schema
- Diagram 4: Task Level Budget Star Schema

Some tables, especially important reference tables, appear in more than one database diagram. When several building blocks use a table, we show that table in each appropriate database diagram.

Diagram 1: Project Level Actual Star Schema

Diagram 1 shows the tables and relationships used to implement project-level star schema for actual costs, revenue, and commitments in Oracle Project Analysis Collection Pack. The diagram shows all dimensions and their different levels associated with the project-level star schema for actuals.

Diagram 2: Project Level Budget Star Schema

Diagram 2 shows the tables and relationships used to implement project-level star schema for budgeted costs and budgeted revenue in Oracle Project Analysis Collection Pack. The diagram shows all dimensions and their different levels associated with the project-level star schema for budgets.

Diagram 3: Task Level Actual Star Schema

Diagram 3 shows the tables and relationships used to implement task-level star schema for actual costs, revenue, and commitments in Oracle Project Analysis Collection Pack. The diagram shows all dimensions and their different levels associated with the task-level star schema for actuals. This schema includes both top and lowest task levels of information.

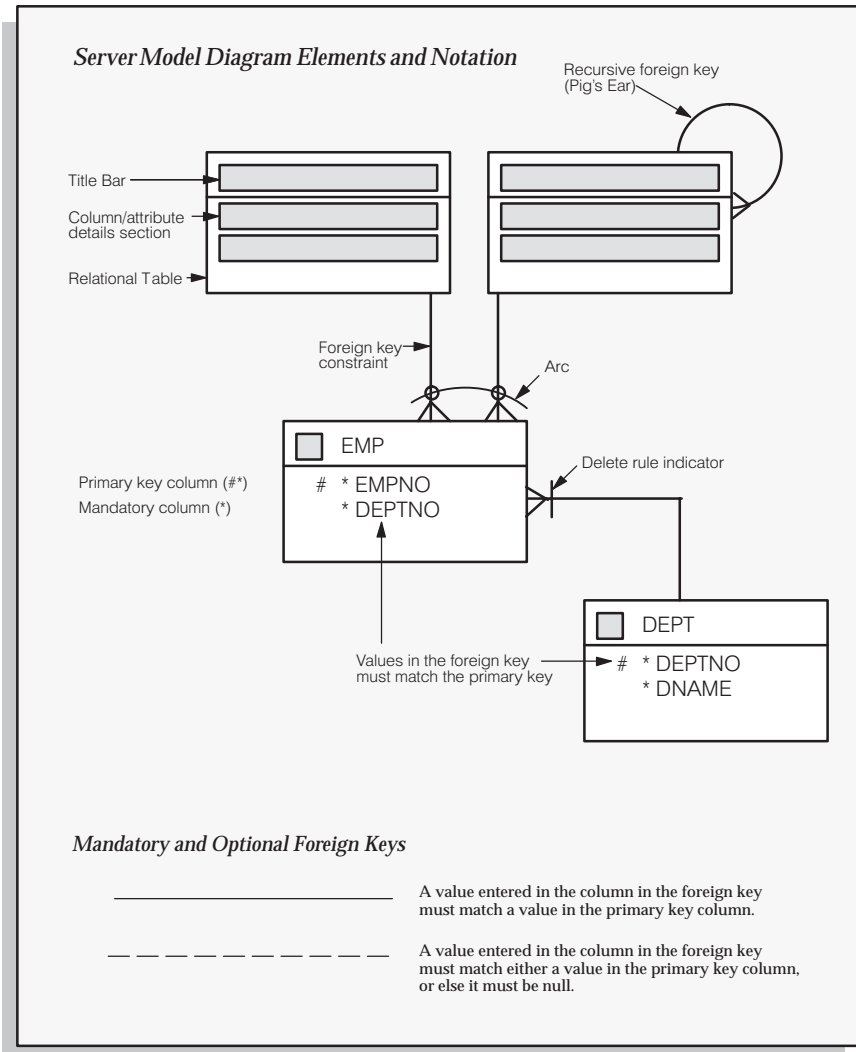
Diagram 4: Task Level Budget Star Schema

Diagram 4 shows the tables and relationships used to implement task-level star schema for budgeted costs and budgeted revenue in Oracle Project Analysis Collection Pack. The diagram shows all dimensions and their different levels associated with task-level star schema for budgets. This schema includes both top and lowest task levels of information.

Database Diagramming Conventions

We use the following notational conventions in our database diagrams:

**Figure 7 – 1
Database Diagram
Conventions**



Tables – are the basic unit of storage in the database. A hand symbol preceding the title in the table's title bar indicates that the table is not owned by this application but shared with another.

Foreign key constraint – is a type of referential integrity constraint for checking the integrity of data entered in a specific column or set of columns. This specified column or set of columns is known as the foreign key.

Delete rule indicator – determines the action to be taken when an attempt is made to delete a related row in a join table. A line through the foreign key constraint, as shown on the above diagram, indicates that this action is restricted.

Arcs – specify that, for any given row in a table, a value must be entered in one of the arc columns. The remaining columns within the arc must be null.

Diagram 1: Project Level Actual Star Schema

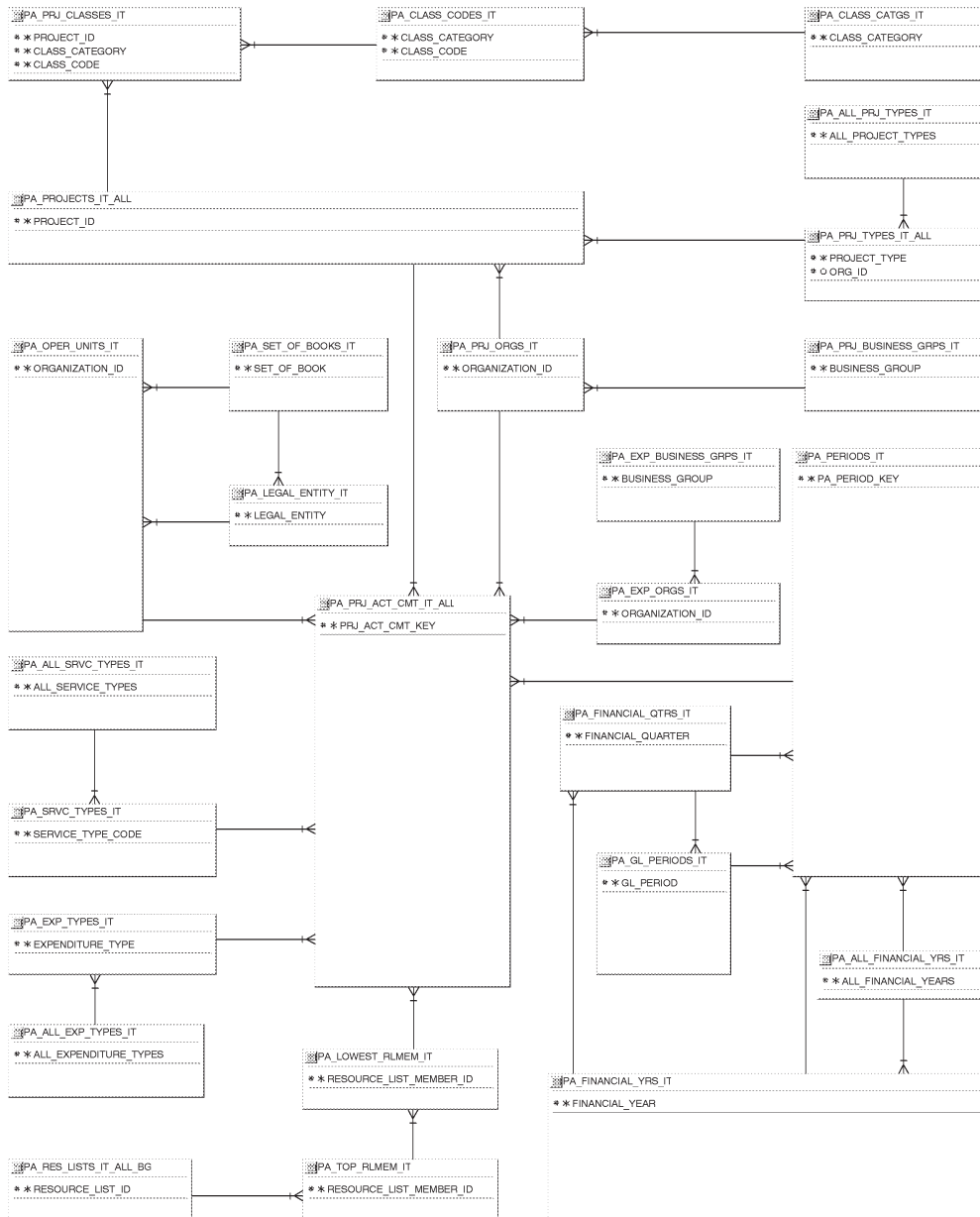


Diagram 2: Project Level Budget Star Schema

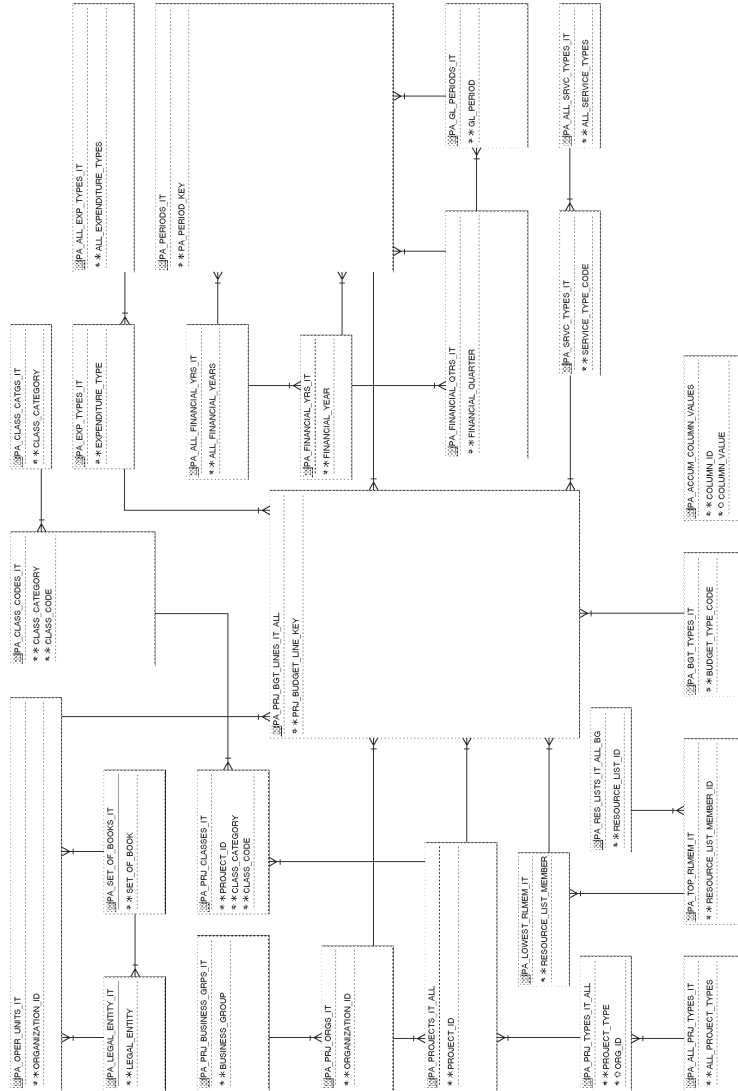
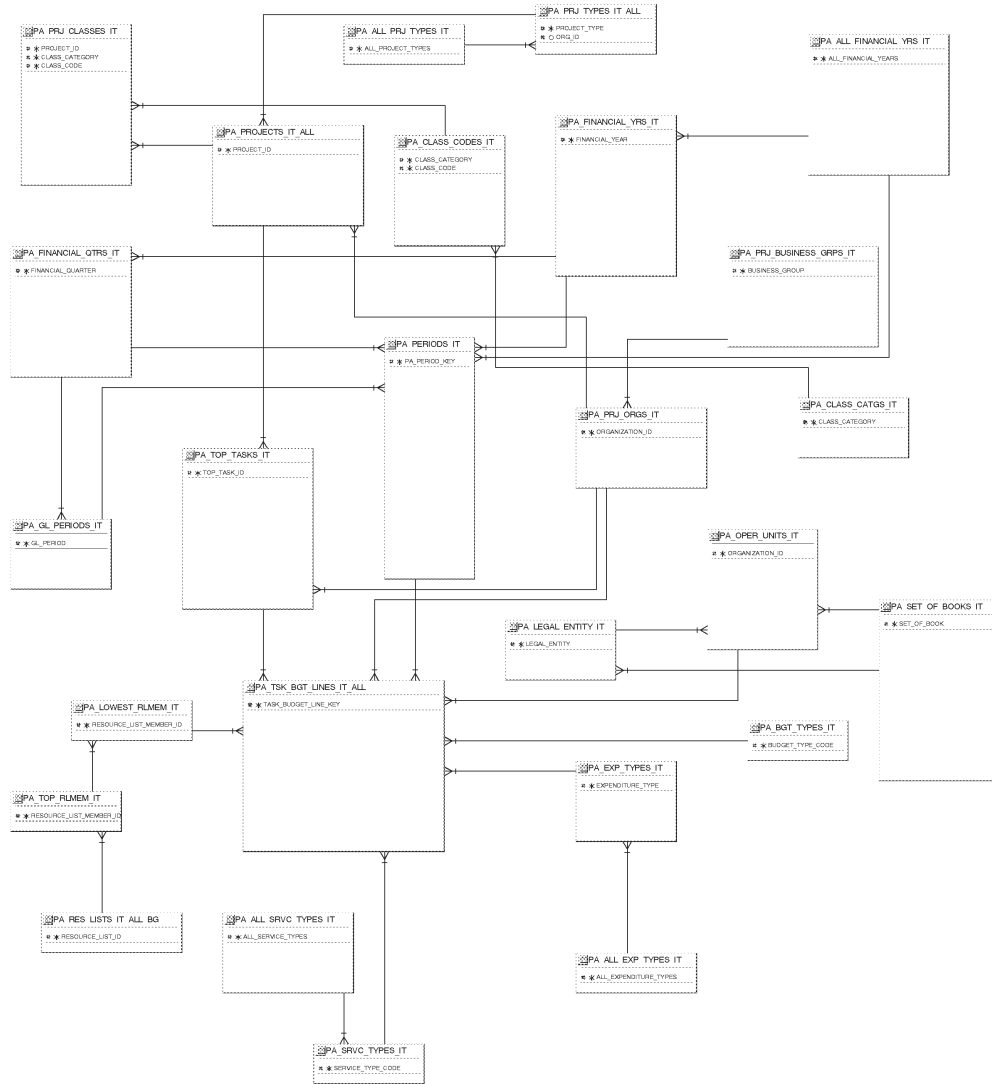


Diagram 4: Task Level Budget Star Schema



APPENDIX

D

Table and View Lists

This appendix lists the database tables and views used by Oracle Project Analysis Collection Pack.

Overview of Table and View Lists

You can refer to this appendix to quickly acquaint yourself with the tables and views that comprise Oracle Project Analysis Collection Pack. And, you can prepare yourself to understand the detailed design and implementation of Oracle Project Analysis Collection Pack.

Table Lists

The Table List sections list the Oracle Project Analysis Collection Pack applications tables. Because a product might not include at least one table for each type, this Implementation Guidemight not include each of the following sections.

Public Tables

Use the Public Table List section to quickly identify the tables you are most interested in. Then, you can refer to the Table and View Definitions appendix for more detailed information about those tables.

Internal Tables

This section includes a list of private, internal tables used by Oracle Project Analysis Collection Pack; we do not provide additional documentation for these tables.

View Lists

The View List sections list the Oracle Project Analysis Collection Pack views, with one section for each type of view. Because a product might not include at least one view for each type, this Implementation Guidemight not include each of the following sections.

Use this section to quickly identify the views you are most interested in. Then, you can refer to Appendix E, Table and View Definitions for more detailed information about those views.

Public Views

This section lists views that may be useful for your custom reporting or other data requirements. The list includes a description of the view,

and the page in Appendix E that gives detailed information about the public view.

Internal Views

This section includes each private, internal view that Oracle Project Analysis Collection Pack uses.

Single Organization Views

This section lists the Oracle Project Analysis Collection Pack views that we added to take the place of various tables that are now partitioned by operating unit, to support multiple sets of books within a single installation of Oracle Projects.

Public Table List

This section lists each public database table that Oracle Project Analysis Collection Pack uses and provides a brief description of each of those tables. The page reference is to the table description in Appendix E.

Note that "public" tables are not necessarily intended for write access by custom code; Oracle Corporation supports write access using only standard Oracle Applications forms, reports, and programs, or any SQL write access to tables explicitly documented as API tables.

Oracle Project Analysis Collection Pack uses the following Public tables:

Table Name	Description
PA_ADW_DIMENSION_STATUS	Dimension status for Oracle Project Analysis Collection Pack (See page E – 13)
PA_ALL_EXP_TYPES_IT	Information about the top level of the standard hierarchy on the expenditure type dimension (See page E – 43)
PA_ALL_FINANCIAL_YRS_IT	Information about the top level of the standard hierarchy on the time dimension (See page E – 44)
PA_ALL_PRJ_TYPES_IT	Information about the top level of the standard hierarchy on the project dimension (See page E – 45)
PA_ALL_SRVC_TYPES_IT	Information about the top level of the standard hierarchy on the service type dimension (See page E – 46)
PA_BGT_TYPES_IT	Information about budget types for Oracle Project Analysis Collection Pack (See page E – 47)
PA_CLASS_CATGS_IT	Information about class categories for Oracle Project Analysis Collection Pack (See page E – 48)
PA_CLASS_CODES_IT	Information about class codes for Oracle Project Analysis Collection Pack (See page E – 49)
PA_EXP_BUSINESS_GRP_S_IT	Business groups for expenditure organizations for Oracle Project Analysis Collection Pack (See page E – 51)
PA_EXP_ORGS_IT	Information about expenditure organizations for Oracle Project Analysis Collection Pack (See page E – 52)
PA_EXP_TYPES_IT	Information about expenditure types for Oracle Project Analysis Collection Pack (See page E – 53)

PA_FINANCIAL_QTRS_IT	Information about financial quarters for Oracle Project Analysis Collection Pack (See page E – 55)
PA_FINANCIAL_YRS_IT	Information about financial years for Oracle Project Analysis Collection Pack (See page E – 56)
PA_GL_PERIODS_IT	Information about GL periods for Oracle Project Analysis Collection Pack (See page E – 57)
PA_LEGAL_ENTITY_IT	Information about legal entities for Oracle Project Analysis Collection Pack (See page E – 58)
PA_LOWEST_RLMEM_IT	Information about the lowest level of resources for Oracle Project Analysis Collection Pack (See page E – 59)
PA_LOWEST_TASKS_IT	Lowest level task information for reporting. (See page E – 61)
PA_OPER_UNITS_IT	Information about operating units for Oracle Project Analysis Collection Pack (See page E – 62)
PA_ORGS_IT	Information about organizations for Oracle Project Analysis Collection Pack (See page E – 64)
PA_PERIODS_IT	Information about PA periods for Oracle Project Analysis Collection Pack (See page E – 65)
PA_PRJ_ACT_CMT_IT_ALL	Information about project level actuals and commitments for Oracle Project Analysis Collection Pack (See page E – 67)
PA_PRJ_BGT_LINES_IT_ALL	Information about budgets at the project level for Oracle Project Analysis Collection Pack (See page E – 70)
PA_PRJ_BUSINESS_GRP_S_IT	Information about business groups for project/task organizations for Oracle Project Analysis Collection Pack (See page E – 72)
PA_PRJ_CLASSES_IT	Information about project classes for Oracle Project Analysis Collection Pack (See page E – 73)
PA_PRJ_ORGS_IT	Information about project/task organizations for Oracle Project Analysis Collection Pack (See page E – 75)
PA_PRJ_TYPES_IT_ALL	Information about project types for Oracle Project Analysis Collection Pack (See page E – 76)

PA_PROJECTS_IT_ALL	Information about projects for Oracle Project Analysis Collection Pack (See page E – 78)
PA_RES_LISTS_IT_ALL_BG	Information about resource lists for Oracle Project Analysis Collection Pack (See page E – 80)
PA_SET_OF_BOOKS_IT	Information about sets of books for Oracle Project Analysis Collection Pack (See page E – 81)
PA_SRVC_TYPES_IT	Information about service types for Oracle Project Analysis Collection Pack (See page E – 82)
PA_TOP_RLMEM_IT	Information about the group level of resources for Oracle Project Analysis Collection Pack (See page E – 83)
PA_TOP_TASKS_IT	Information about the top task level for Oracle Project Analysis Collection Pack (See page E – 85)
PA_TSK_ACT_CMT_IT_ALL	Task level actuals and commitments for Oracle Project Analysis Collection Pack (See page E – 87)
PA_TSK_BGT_LINES_IT_ALL	Task level budgets for Oracle Project Analysis Collection Pack (See page E – 90)

Public View List

This section lists each public database view that Oracle Project Analysis Collection Pack uses and provides a brief description of each of those views. These views may be useful for your custom reporting or other data requirements. The page reference is to the detailed view description in Chapter 3.

Oracle Project Analysis Collection Pack uses the following public views:

View Name	Description
PA_ADW_ACT_CMT_V	Actual and commitment amounts for various dimensions (See page E – 7)
PA_ADW_BGT_LINES_V	Budget amounts for various dimensions (See page E – 9)
PA_ADW_BGT_TYPES_V	Values for the budget type dimension (See page E – 10)
PA_ADW_CLASS_CATGS_V	Class categories for the class category hierarchy on the project dimension (See page E – 11)
PA_ADW_CLASS_CODES_V	Class codes for the class category hierarchy on the project dimension (See page E – 12)
PA_ADW_EXP_TYPES_V	Values for expenditure types on the expenditure type dimension (See page E – 15)
PA_ADW_LOWEST_RLMEM_V	Values for the lowest level of resources on the resource dimension (See page E – 16)
PA_ADW_LOWEST_TASKS_V	Values for the lowest level tasks on the project dimension. (See page E – 17)
PA_ADW_LOWTSK_ACT_CMT_V	Values of actuals and commitments at the lowest task level (See page E – 18)
PA_ADW_LOWTSK_BGT_LINES_V	Values of budget lines at the lowest task level (See page E – 20)
PA_ADW_OPER_UNITS_V	Values for the operating unit dimension (See page E – 22)
PA_ADW_ORGS_V	Values for organizations on the expenditure/projects organizations dimension (See page E – 23)
PA_ADW_PERIODS_V	All the implementation–defined PA periods by which project performance is measured (See page E – 24)

PA_ADW_PRJ_CLASSES_V	Values for project classes for the class category hierarchy on the project dimension (See page E – 26)
PA_ADW_PRJ_TYPES_V	Values for project types on the project dimension (See page E – 27)
PA_ADW_PROJECTS_V	Values for projects on the project dimension (See page E – 28)
PA_ADW_RES_LISTS_V	Values for resource lists on the resource dimension (See page E – 29)
PA_ADW_R_ACT_CMT_V	Values for actuals and commitments when they are refreshed (See page E – 30)
PA_ADW_R_BGT_LINES_V	Values for budgets when new versions of the budgets are baselined (See page E – 32)
PA_ADW_R_ST_ACT_CMT_V	Values for actuals and commitments when the service types on tasks are changed (See page E – 34)
PA_ADW_SRVC_TYPES_V	Values for service types on the service dimension (See page E – 36)
PA_ADW_TOP_RLMEM_V	Values for group levels of resources on the resource dimension (See page E – 37)
PA_ADW_TOP_TASKS_V	Values for the top level of tasks on the project dimension (See page E – 38)
PA_ADW_TOPTSK_ACT_CMT_V	Values of actuals and commitments at the top task level (See page E – 39)
PA_ADW_TOPTSK_BGT_LINES_V	Values of budget lines at the top task level (See page E – 41)

Internal View List

This section lists each private, internal view that Oracle Project Analysis Collection Pack uses.



Warning: Oracle Corporation does not support access to Oracle Applications data using these views, except from standard Oracle Applications forms, reports, and programs.

Oracle Project Analysis Collection Pack uses the following internal views:

- PA_ADW_ACT_CMT_B_V
- PA_ADW_BGT_LINES_B_V
- PA_ADW_BGT_TYPES_B_V
- PA_ADW_CLASS_CATGS_B_V
- PA_ADW_CLASS_CODES_B_V
- PA_ADW_CURRENT_TASKS
- PA_ADW_EXP_TYPES_B_V
- PA_ADW_INTERFACED_TASKS
- PA_ADW_LOWEST_RLMEM_B_V
- PA_ADW_LOWEST_TASKS_B_V
- PA_ADW_OPER_UNITS_B_V
- PA_ADW_ORGS_B_V
- PA_ADW_PERIODS_B_V
- PA_ADW_PRJ_CLASSES_B_V
- PA_ADW_PRJ_TYPES_B_V
- PA_ADW_PROJECTS_B_V
- PA_ADW_RES_LISTS_B_V
- PA_ADW_R_ACT_CMT_B_V
- PA_ADW_R_BGT_LINES_B_V
- PA_ADW_R_ST_ACT_CMT_B_V
- PA_ADW_SRVC_TYPES_B_V
- PA_ADW_TOP_RLMEM_B_V
- PA_ADW_TOP_TASKS_B_V

- PA_RES_LISTS_IT

Single Organization View List

Multi-Organization Support is a feature that allows you to implement multiple sets of books within a single installation of Oracle Payables, Oracle Receivables, Oracle Purchasing, and Oracle Order Entry/Shipping. Instead of using multiple installations to provide data security, data is secured by operating unit.

In Release 10.7, we added a column, `ORG_ID`, to each base table that requires "partitioning" by operating unit, including all transaction tables and many reference tables, then renamed these tables to end with the suffix `_ALL`. Then, to take the place of the renamed table, we create a view (named like the Release 10.6 or earlier table) containing a `WHERE` clause that automatically restricts data to a single operating unit. The `WHERE` clause relies upon the value of an Oracle global variable to indicate the current organization.

If you want to retrieve all information, regardless of operating unit, query the `_ALL` table. For example, if you are running a cross-organization report, you probably want to query the `_ALL` table.

However, if you want to report against only a single organization or operating unit, query the corresponding cross-organizational view, using the familiar 10.6-style table name. The view definition will automatically retrieve only data for your current operating unit.



Additional Information: *Multiple Organizations in Oracle Applications*

Oracle Project Analysis Collection Pack uses the following Single Organization views:

- `PA_PRJ_ACT_CMT_IT`
- `PA_PRJ_BGT_LINES_IT`
- `PA_PRJ_TYPES_IT`
- `PA_PROJECTS_IT`
- `PA_TSK_ACT_CMT_IT`
- `PA_TSK_BGT_LINES_IT`

APPENDIX

E



Table and View Definitions

This appendix contains detailed definitions of the Oracle Project Analysis Collection Pack tables and views that you may need to reference to write custom reports or use for other data extraction.

Table and View Definitions

This section contains a detailed description of each Oracle Project Analysis Collection Pack table and view that you may need to reference. For each table, it presents detailed information about:

- Primary keys
- Foreign keys
- Column descriptions
- Indexes
- Oracle sequences
- Triggers
- View derivations

Because Oracle does not support customization of Oracle Application Object Library tables, we do not provide you with detailed information about them. Consequently, this section does not document all the FND_% tables Oracle Project Analysis Collection Pack uses.

The following sections appear in each table or view description:

Foreign Keys

To help you understand the relationships between tables, we list each foreign key contained in a table. For each foreign key in a table, we list the primary key table name (the table to which a foreign key refers), its corresponding primary key columns, and the foreign key columns that refer to those primary key columns.

When the primary key table has a composite primary key, we list each column of the composite key sequentially.

If a table contains two or more distinct foreign keys that refer to the same primary key table, we repeat the primary key table name and list each of the distinct foreign keys separately.

QuickCodes Columns

When a database column contains a QuickCodes value, which we implement using a foreign key to FND_LOOKUPS, MFG_LOOKUPS, or to some other lookup table, we list the QuickCodes type (lookup

type) to which the QuickCodes value must belong and a complete list of QuickCodes values and meanings. Some QuickCodes can be defined by you in the application. These values are designated as User-defined.

Column Descriptions

We list the important characteristics of each column in a table or view. These characteristics include whether the column is part of the table's primary key, whether Oracle8i requires a value for this column, and the data type of the column. We also give you a brief description of how Oracle Project Analysis Collection Pack uses the column.

When a column is part of a table's primary key, we append the notation (PK) to the name of that column.

To help you understand which columns Oracle Project Analysis Collection Pack uses and which columns it does not use, we alert you to any unused column. When no module uses a database column, we show one of the following legends in the Description column:

Not currently used	Oracle Project Analysis Collection Pack does not use this column, although the column might be used in a future release.
No longer used	Oracle Project Analysis Collection Pack no longer uses this column. AutoInstall installs this column. Subsequent versions of might not include this column.
No longer installed	Oracle Project Analysis Collection Pack no longer uses this column. If you <i>upgraded</i> your software from an earlier version, you may still have this column, depending upon whether you chose to delete it during an upgrade process. If you <i>install</i> , you do not have this column.

Standard Who Columns

Most Oracle Project Analysis Collection Pack tables contain standard columns to support \ Row Who. When your program or SQL*Plus command selects a row from a table, use these columns to determine who last updated the row. If your program or SQL*Plus command

updates or inserts a row in an interface table, you must populate each of the five standard Who columns:

LAST_UPDATE_DATE	Date when a user last updated this row
LAST_UPDATED_BY	User who last updated this row (foreign key to FND_USER.USER_ID)
CREATION_DATE	Date when this row was created
CREATED_BY	User who created this row (foreign key to FND_USER.USER_ID)
LAST_UPDATE_LOGIN	Operating system login of user who last updated this row (foreign key to FND_LOGINS.LOGIN_ID). You should set this to NULL, or to 0 if NULL is not allowed

Since every table containing Who columns has several foreign keys to the tables FND_USER and FND_LOGINS, we do not include the foreign key columns LAST_UPDATED_BY, CREATED_BY, or LAST_UPDATE_LOGIN in a table's list of foreign keys.

Additional Who Columns for Concurrent Programs

Some Oracle Project Analysis Collection Pack tables also contain several additional Who columns to distinguish between changes a user makes with a form and changes a concurrent program makes. When a concurrent program updates or inserts a row in a table, the concurrent program populates the following additional Who columns:

REQUEST_ID	Concurrent request ID of program that last updated this row (foreign key to FND_CONCURRENT_REQUESTS.REQUEST_ID)
PROGRAM_APPLICATION_ID	Application ID of program that last updated this row (foreign key to FND_APPLICATION.APPLICATION_ID)
PROGRAM_ID	Program ID of program that last updated this row (foreign key to FND_CONCURRENT_PROGRAM.CONCURRENT_PROGRAM_ID)
PROGRAM_UPDATE_DATE	Date when a program last updated this row

Since every table containing these additional Who columns has several foreign keys to the tables FND_CONCURRENT_REQUESTS, FND_APPLICATION, and FND_CONCURRENT_PROGRAM, we do not include the foreign key columns REQUEST_ID, PROGRAM_APPLICATION_ID, or PROGRAM_ID in a table's list of foreign keys.

Indexes

If an Oracle Project Analysis Collection Pack table uses an Oracle8i index, we list the database columns that comprise that index, in sequential order.

Note: The indexes we document in this manual correspond to unique keys we specified during product development and testing. In some cases, we may add additional indexes during the porting process to fine-tune performance on specific platforms; therefore, there may be minor differences between the indexes documented in this book and the indexes for production versions of Oracle Project Analysis Collection Pack.

Sequences

Oracle Project Analysis Collection Pack uses Oracle8i sequence generators to generate unique integers. If any table column gets its value from an Oracle8i sequence generator, we list the name of the corresponding sequence generator and the name of the column that stores the unique integer.

Database Triggers

If a table has one or more active database triggers, we provide a brief explanation of each database trigger and when it fires.

View Derivation

For each Oracle Project Analysis Collection Pack view you may need to reference, we include important elements from the SQL statement that

defines or creates a view. By studying this view definition, you can understand exactly how a view derives its contents.

PA_ADW_ACT_CMT_V

PA_ADW_ACT_CMT_V is a view that provides actual and commitment amounts for various dimensions. This view uses the base view PA_ADW_ACT_CMT_B_V. This view can be customized to include additional dimensions and measures. The columns user_col1 to user_col5 can be used for custom dimensions. The columns user_col6 to user_col10 can be used for custom measures.

View Definition

```
CREATE VIEW PA_ADW_ACT_CMT_V
as SELECT
    PROJECT_ID , TOP_TASK_ID , TASK_ID , PA_PERIOD_KEY , EXPENSE_ORGANIZATION_ID ,
    OWNER_ORGANIZATION_ID , RESOURCE_LIST_MEMBER_ID , SERVICE_TYPE_CODE , EXPENDITURE_TYPE ,
    USER_COL1 , USER_COL2 , USER_COL3 , USER_COL4 , USER_COL5 , USER_COL6 , USER_COL7 , USER_COL8
    , USER_COL9 , USER_COL10 , ACCUME_REVENUE , ACCUME_RAW_COST , ACCUME_BURDENED_COST ,
    ACCUME_QUANTITY , ACCUME_LABOR_HOURS , ACCUME_BILLABLE_RAW_COST ,
    ACCUME_BILLABLE_BURDENED_COST , ACCUME_BILLABLE_QUANTITY , ACCUME_BILLABLE_LABOR_HOURS ,
    ACCUME_CMT_RAW_COST , ACCUME_CMT_BURDENED_COST , ACCUME_CMT_QUANTITY , UNIT_OF_MEASURE ,
    RES_ADW_NOTIFY_FLAG , TXN_ADW_NOTIFY_FLAG FROM PA_ADW_ACT_CMT_B_V
```

Column Descriptions

Name	Null?	Type	Description
PROJECT_ID	NOT NULL	NUMBER(15)	Refer to base table.
TOP_TASK_ID	NULL	NUMBER(15)	Refer to base table.
TASK_ID	NULL	NUMBER(15)	Refer to base table.
PA_PERIOD_KEY	NULL	VARCHAR2(61)	Refer to base table.
EXPENSE_ORGANIZATION_ID	NULL	NUMBER	Refer to base table.
OWNER_ORGANIZATION_ID	NULL	NUMBER	Refer to base table.
RESOURCE_LIST_MEMBER_ID	NOT NULL	NUMBER(15)	Refer to base table.
SERVICE_TYPE_CODE	NULL	VARCHAR2(30)	Refer to base table.
EXPENDITURE_TYPE	NULL	VARCHAR2(80)	Refer to base table.
USER_COL1	NULL		Refer to base table.
USER_COL2	NULL		Refer to base table.
USER_COL3	NULL		Refer to base table.
USER_COL4	NULL		Refer to base table.
USER_COL5	NULL		Refer to base table.
USER_COL6	NULL		Refer to base table.
USER_COL7	NULL		Refer to base table.
USER_COL8	NULL		Refer to base table.
USER_COL9	NULL		Refer to base table.
USER_COL10	NULL		Refer to base table.
ACCUME_REVENUE	NULL	NUMBER	Refer to base table.
ACCUME_RAW_COST	NULL	NUMBER	Refer to base table.
ACCUME_BURDENED_COST	NULL	NUMBER	Refer to base table.
ACCUME_QUANTITY	NULL	NUMBER	Refer to base table.
ACCUME_LABOR_HOURS	NULL	NUMBER	Refer to base table.
ACCUME_BILLABLE_RAW_COST	NULL	NUMBER	Refer to base table.
ACCUME_BILLABLE_BURDENED_COST	NULL	NUMBER	Refer to base table.
ACCUME_BILLABLE_QUANTITY	NULL	NUMBER	Refer to base table.
ACCUME_BILLABLE_LABOR_HOURS	NULL	NUMBER	Refer to base table.

ACCUME_CMT_RAW_COST	NULL	NUMBER	Refer to base table.
ACCUME_CMT_BURDENED_COST	NULL	NUMBER	Refer to base table.
ACCUME_CMT_QUANTITY	NULL	NUMBER	Refer to base table.
UNIT_OF_MEASURE	NULL	VARCHAR2(30)	Refer to base table.
RES_ADW_NOTIFY_FLAG	NULL	VARCHAR2(1)	Refer to base table.
TXN_ADW_NOTIFY_FLAG	NULL	VARCHAR2(1)	Refer to base table.

PA_ADW_BGT_LINES_V

PA_ADW_BGT_LINES_V is a view that provides budget amounts for various dimensions. This view uses the base view PA_ADW_BGT_LINES_B_V. This view can be customized to include additional dimensions and measures. The columns user_col1 to user_col5 can be used for custom dimensions. The columns user_col6 to user_col10 can be used for custom measures.

View Definition

```
CREATE VIEW PA_ADW_BGT_LINES_V
as SELECT
    PROJECT_ID , TOP_TASK_ID , TASK_ID , PA_PERIOD_KEY , BUDGET_TYPE_CODE ,
    RESOURCE_LIST_MEMBER_ID , SERVICE_TYPE_CODE , OWNER_ORGANIZATION_ID , EXPENDITURE_TYPE ,
    USER_COL1 , USER_COL2 , USER_COL3 , USER_COL4 , USER_COL5 , USER_COL6 , USER_COL7 , USER_COL8
    , USER_COL9 , USER_COL10 , BGT_RAW_COST , BGT_BURDENED_COST , BGT_REVENUE , BGT_QUANTITY ,
    BGT_LABOR_QUANTITY , BGT_UNIT_OF_MEASURE , ADW_NOTIFY_FLAG FROM PA_ADW_BGT_LINES_B_V
```

Column Descriptions

Name	Null?	Type	Description
PROJECT_ID	NOT NULL	NUMBER(15)	Refer to base table.
TOP_TASK_ID	NULL	NUMBER(15)	Refer to base table.
TASK_ID	NULL	NUMBER(15)	Refer to base table.
PA_PERIOD_KEY	NULL	VARCHAR2(61)	Refer to base table.
BUDGET_TYPE_CODE	NOT NULL	VARCHAR2(30)	Refer to base table.
RESOURCE_LIST_MEMBER_ID	NOT NULL	NUMBER(15)	Refer to base table.
SERVICE_TYPE_CODE	NULL	VARCHAR2(30)	Refer to base table.
OWNER_ORGANIZATION_ID	NULL	NUMBER	Refer to base table.
EXPENDITURE_TYPE	NULL	VARCHAR2(80)	Refer to base table.
USER_COL1	NULL		Refer to base table.
USER_COL2	NULL		Refer to base table.
USER_COL3	NULL		Refer to base table.
USER_COL4	NULL		Refer to base table.
USER_COL5	NULL		Refer to base table.
USER_COL6	NULL		Refer to base table.
USER_COL7	NULL		Refer to base table.
USER_COL8	NULL		Refer to base table.
USER_COL9	NULL		Refer to base table.
USER_COL10	NULL		Refer to base table.
BGT_RAW_COST	NULL	NUMBER	Refer to base table.
BGT_BURDENED_COST	NULL	NUMBER	Refer to base table.
BGT_REVENUE	NULL	NUMBER	Refer to base table.
BGT_QUANTITY	NULL	NUMBER	Refer to base table.
BGT_LABOR_QUANTITY	NULL	NUMBER	Refer to base table.
BGT_UNIT_OF_MEASURE	NULL	VARCHAR2(30)	Refer to base table.
ADW_NOTIFY_FLAG	NULL	VARCHAR2(1)	Refer to base table.

PA_ADW_BGT_TYPES_V

PA_ADW_BGT_TYPES_V is a view that provides values for the budget type dimension. This view uses the base view PA_ADW_BGT_TYPES_B_V. The columns user_col1 to user_col10 can be customized to include additional dimension attributes/levels values.

View Definition

```
CREATE VIEW PA_ADW_BGT_TYPES_V
as SELECT
    BUDGET_TYPE_CODE , BUDGET_TYPE , USER_COL1 , USER_COL2 , USER_COL3 , USER_COL4 ,
    USER_COL5 , USER_COL6 , USER_COL7 , USER_COL8 , USER_COL9 , USER_COL10 , ADW_NOTIFY_FLAG FROM
PA_ADW_BGT_TYPES_B_V
```

Column Descriptions

Name	Null?	Type	Description
BUDGET_TYPE_CODE	NOT NULL	VARCHAR2(30)	Refer to base table.
BUDGET_TYPE	NOT NULL	VARCHAR2(30)	Refer to base table.
USER_COL1	NULL		Refer to base table.
USER_COL2	NULL		Refer to base table.
USER_COL3	NULL		Refer to base table.
USER_COL4	NULL		Refer to base table.
USER_COL5	NULL		Refer to base table.
USER_COL6	NULL		Refer to base table.
USER_COL7	NULL		Refer to base table.
USER_COL8	NULL		Refer to base table.
USER_COL9	NULL		Refer to base table.
USER_COL10	NULL		Refer to base table.
ADW_NOTIFY_FLAG	NULL	VARCHAR2(1)	Refer to base table.

PA_ADW_CLASS_CATGS_V

PA_ADW_CLASS_CATGS_V is a view that provides class categories for the class category hierarchy on the project dimension. This view uses the base view PA_ADW_CLASS_CATGS_B_V. The columns user_col1 to user_col10 can be customized to include additional attributes/levels values.

View Definition

```
CREATE VIEW PA_ADW_CLASS_CATGS_V
as SELECT
    CLASS_CATEGORY , DESCRIPTION , USER_COL1 , USER_COL2 , USER_COL3 , USER_COL4 , USER_COL5
, USER_COL6 , USER_COL7 , USER_COL8 , USER_COL9 , USER_COL10 , ADW_NOTIFY_FLAG FROM
PA_ADW_CLASS_CATGS_B_V
```

Column Descriptions

Name	Null?	Type	Description
CLASS_CATEGORY	NOT NULL	VARCHAR2(30)	Refer to base table.
DESCRIPTION	NULL	VARCHAR2(80)	Refer to base table.
USER_COL1	NULL		Refer to base table.
USER_COL2	NULL		Refer to base table.
USER_COL3	NULL		Refer to base table.
USER_COL4	NULL		Refer to base table.
USER_COL5	NULL		Refer to base table.
USER_COL6	NULL		Refer to base table.
USER_COL7	NULL		Refer to base table.
USER_COL8	NULL		Refer to base table.
USER_COL9	NULL		Refer to base table.
USER_COL10	NULL		Refer to base table.
ADW_NOTIFY_FLAG	NULL	VARCHAR2(1)	Refer to base table.

PA_ADW_CLASS_CODES_V

PA_ADW_CLASS_CODES_V is a view that provides class codes for the class category hierarchy on the project dimension. This view uses the base view PA_ADW_CLASS_CODES_B_V. The columns user_col1 to user_col10 can be customized to include additional attributes/levels values.

View Definition

```
CREATE VIEW PA_ADW_CLASS_CODES_V
as SELECT
    CLASS_CATEGORY , CLASS_CODE , DESCRIPTION , USER_COL1 , USER_COL2 , USER_COL3 ,
    USER_COL4 , USER_COL5 , USER_COL6 , USER_COL7 , USER_COL8 , USER_COL9 , USER_COL10 ,
    ADW_NOTIFY_FLAG FROM PA_ADW_CLASS_CODES_B_V
```

Column Descriptions

Name	Null?	Type	Description
CLASS_CATEGORY	NOT NULL	VARCHAR2(30)	Refer to base table.
CLASS_CODE	NOT NULL	VARCHAR2(30)	Refer to base table.
DESCRIPTION	NULL	VARCHAR2(250)	Refer to base table.
USER_COL1	NULL		Refer to base table.
USER_COL2	NULL		Refer to base table.
USER_COL3	NULL		Refer to base table.
USER_COL4	NULL		Refer to base table.
USER_COL5	NULL		Refer to base table.
USER_COL6	NULL		Refer to base table.
USER_COL7	NULL		Refer to base table.
USER_COL8	NULL		Refer to base table.
USER_COL9	NULL		Refer to base table.
USER_COL10	NULL		Refer to base table.
ADW_NOTIFY_FLAG	NULL	VARCHAR2(1)	Refer to base table.

PA_ADW_DIMENSION_STATUS

PA_ADW_DIMENSION_STATUS stores the status of the dimensions for Oracle Project Analysis Collection Pack. You can enable/disable standard Oracle Projects dimensions while implementing the Oracle Project Analysis Collection Pack.

QuickCodes Columns

Column	QuickCodes Type	QuickCodes Table
DIMENSION_CODE	DIMENSION_CODE	PA_LOOKUPS
	DM_BGT_TYPE	Budget Type Dimension
	DM_EXP_ORG	Project Expenditure Organization Dimension
	DM_EXP_TYPE	Expenditure Type Dimension
	DM_OPERATING_UNIT	Operating Unit Dimension
	DM_PROJECT	Project Dimension
	DM_PROJECT_ORG	Project Owner Organization Dimension
	DM_RESOURCE	Resource Dimension
	DM_SRVC_TYPE	Service Type Dimension
	DM_TIME	Time Dimension
STATUS_CODE	DIMENSION STATUS	PA_LOOKUPS
	D	Disabled Dimension
	E	Enabled Dimension
UPDATE_ALLOWED	DIMENSION UPDATABLE FLAG	PA_LOOKUPS
	N	Dimension can not be disabled
	Y	Dimension can be Enabled/Disabled

Column Descriptions

Name	Null?	Type	Description
DIMENSION_CODE (PK)	NOT NULL	VARCHAR2(20)	The Identifier of the dimension for which the status is available
DIMENSION_NAME	NOT NULL	VARCHAR2(80)	The Name of the dimension for which the status is available
STATUS_CODE	NOT NULL	VARCHAR2(1)	Status of the dimension that indicates whether the dimension is enabled or disabled. This column will have a value of 'E' when the dimension is enabled and a value of 'D' when the dimension is disabled.
UPDATE_ALLOWED	NOT NULL	VARCHAR2(1)	This column indicates whether user can disable this dimension or not. If the value of the column is 'N', then user can not disable this dimension.
LAST_UPDATE_DATE	NOT NULL	DATE	Standard Who Column
LAST_UPDATED_BY	NOT NULL	NUMBER(15)	Standard Who Column
CREATION_DATE	NOT NULL	DATE	Standard Who Column
CREATED_BY	NOT NULL	NUMBER(15)	Standard Who Column
LAST_UPDATE_LOGIN	NULL	NUMBER(15)	Standard Who Column

Indexes

<u>Index Name</u>	<u>Index Type</u>	<u>Sequence</u>	<u>Column Name</u>
PA_ADW_DIMENSION_STATUS_U1	UNIQUE	1	DIMENSION_CODE

PA_ADW_EXP_TYPES_V

PA_ADW_EXP_TYPES_V is a view that provides values for expenditure types on the expenditure type dimension. This view uses the base view PA_ADW_EXP_TYPES_B_V. The columns user_col1 to user_col10 can be customized to include additional attributes/levels values.

View Definition

```
CREATE VIEW PA_ADW_EXP_TYPES_V
as SELECT
    EXPENDITURE_TYPE
  , ALL_EXPENDITURE_TYPES
  , EXPENDITURE_CATEGORY
  , REVENUE_CATEGORY_CODE
  , UNIT_OF_MEASURE
  , DESCRIPTION
  , USER_COL1
  , USER_COL2
  , USER_COL3
  , USER_COL4
  , USER_COL5
  , USER_COL6
  , USER_COL7
  , USER_COL8
  , USER_COL9
  , USER_COL10
  , ADW_NOTIFY_FLAG
FROM
    PA_ADW_EXP_TYPES_B_V
```

Column Descriptions

Name	Null?	Type	Description
EXPENDITURE_TYPE	NULL	VARCHAR2(80)	Refer to base table.
ALL_EXPENDITURE_TYPES	NULL	VARCHAR2(80)	Refer to base table.
EXPENDITURE_CATEGORY	NULL	VARCHAR2(80)	Refer to base table.
REVENUE_CATEGORY_CODE	NULL	VARCHAR2(80)	Refer to base table.
UNIT_OF_MEASURE	NULL	VARCHAR2(80)	Refer to base table.
DESCRIPTION	NULL	VARCHAR2(250)	Refer to base table.
USER_COL1	NULL	VARCHAR2(0)	Refer to base table.
USER_COL2	NULL	VARCHAR2(0)	Refer to base table.
USER_COL3	NULL	VARCHAR2(0)	Refer to base table.
USER_COL4	NULL	VARCHAR2(0)	Refer to base table.
USER_COL5	NULL	VARCHAR2(0)	Refer to base table.
USER_COL6	NULL	VARCHAR2(0)	Refer to base table.
USER_COL7	NULL	VARCHAR2(0)	Refer to base table.
USER_COL8	NULL	VARCHAR2(0)	Refer to base table.
USER_COL9	NULL	VARCHAR2(0)	Refer to base table.
USER_COL10	NULL	VARCHAR2(0)	Refer to base table.
ADW_NOTIFY_FLAG	NULL	VARCHAR2(1)	Refer to base table.

PA_ADW_LOWEST_RLMEM_V

PA_ADW_LOWEST_RLMEM_V is a view that provides values for the lowest level of resources on the resource dimension. This view uses the base view PA_ADW_LOWEST_RLMEM_B_V. The columns user_col1 to user_col10 for the view can be customized to include additional dimension attributes/levels values.

View Definition

```
CREATE VIEW PA_ADW_LOWEST_RLMEM_V
  as SELECT
    RESOURCE_LIST_MEMBER_ID
    , PARENT_MEMBER_ID
    , NAME
    , ALIAS
    , USER_COL1
    , USER_COL2
    , USER_COL3
    , USER_COL4
    , USER_COL5
    , USER_COL6
    , USER_COL7
    , USER_COL8
    , USER_COL9
    , USER_COL10
    , ADW_NOTIFY_FLAG
FROM
  PA_ADW_LOWEST_RLMEM_B_V
```

Column Descriptions

Name	Null?	Type	Description
RESOURCE_LIST_MEMBER_ID	NULL	NUMBER	Refer to base table.
PARENT_MEMBER_ID	NULL	NUMBER	Refer to base table.
NAME	NULL	VARCHAR2(143)	Refer to base table.
ALIAS	NULL	VARCHAR2(113)	Refer to base table.
USER_COL1	NULL	VARCHAR2(0)	Refer to base table.
USER_COL2	NULL	VARCHAR2(0)	Refer to base table.
USER_COL3	NULL	VARCHAR2(0)	Refer to base table.
USER_COL4	NULL	VARCHAR2(0)	Refer to base table.
USER_COL5	NULL	VARCHAR2(0)	Refer to base table.
USER_COL6	NULL	VARCHAR2(0)	Refer to base table.
USER_COL7	NULL	VARCHAR2(0)	Refer to base table.
USER_COL8	NULL	VARCHAR2(0)	Refer to base table.
USER_COL9	NULL	VARCHAR2(0)	Refer to base table.
USER_COL10	NULL	VARCHAR2(0)	Refer to base table.
ADW_NOTIFY_FLAG	NULL	VARCHAR2(1)	Refer to base table.

PA_ADW_LOWEST_TASKS_V

PA_ADW_LOWEST_TASKS_V is a view that provides values for the lowest level tasks on the project dimension. This view uses PA_ADW_LOWEST_TASKS_B_V. The columns user_col1 to user_col10 for the view can be customized to include additional dimension attributes/levels values.

View Definition

```
CREATE VIEW PA_ADW_LOWEST_TASKS_V
as SELECT
    TASK_ID,
    TOP_TASK_ID,
    TASK_NUMBER,
    TASK_NAME,
    DESCRIPTION,
    CARRYING_OUT_ORGANIZATION_ID,
    SERVICE_TYPE_CODE,
    USER_COL1,
    USER_COL2,
    USER_COL3,
    USER_COL4,
    USER_COL5,
    USER_COL6,
    USER_COL7,
    USER_COL8,
    USER_COL9,
    USER_COL10,
    ADW_NOTIFY_FLAG
FROM
    PA_ADW_LOWEST_TASKS_B_V
```

Column Descriptions

Name	Null?	Type	Description
TASK_ID	NOT NULL	NUMBER(15)	Refer to base table.
TOP_TASK_ID	NOT NULL	NUMBER(15)	Refer to base table.
TASK_NUMBER	NOT NULL	VARCHAR2(25)	Refer to base table.
TASK_NAME	NOT NULL	VARCHAR2(20)	Refer to base table.
DESCRIPTION	NULL	VARCHAR2(250)	Refer to base table.
CARRYING_OUT_ORGANIZATION_ID	NOT NULL	NUMBER(15)	Refer to base table.
SERVICE_TYPE_CODE	NULL	VARCHAR2(30)	Refer to base table.
USER_COL1	NULL		Refer to base table.
USER_COL2	NULL		Refer to base table.
USER_COL3	NULL		Refer to base table.
USER_COL4	NULL		Refer to base table.
USER_COL5	NULL		Refer to base table.
USER_COL6	NULL		Refer to base table.
USER_COL7	NULL		Refer to base table.
USER_COL8	NULL		Refer to base table.
USER_COL9	NULL		Refer to base table.
USER_COL10	NULL		Refer to base table.
ADW_NOTIFY_FLAG	NULL	VARCHAR2(1)	Refer to base table.

PA_ADW_LOWTSK_ACT_CMT_V

PA_ADW_LOWTSK_ACT_CMT_V is a view that provides lowest level information for actuals and commitments.

View Definition

```
CREATE VIEW PA_ADW_LOWTSK_ACT_CMT_V
as SELECT
    PROJECT_ID
  , TOP_TASK_ID
  , TASK_ID
  , PA_PERIOD_KEY
  , EXPENSE_ORGANIZATION_ID
  , OWNER_ORGANIZATION_ID
  , RESOURCE_LIST_MEMBER_ID
  , SERVICE_TYPE_CODE
  , EXPENDITURE_TYPE
  , USER_COL1
  , USER_COL2
  , USER_COL3
  , USER_COL4
  , USER_COL5
  , USER_COL6
  , USER_COL7
  , USER_COL8
  , USER_COL9
  , USER_COL10
  , ACCUME_REVENUE
  , ACCUME_RAW_COST
  , ACCUME_BURDENED_COST
  , ACCUME_QUANTITY
  , ACCUME_LABOR_HOURS
  , ACCUME_BILLABLE_RAW_COST
  , ACCUME_BILLABLE_BURDENED_COST
  , ACCUME_BILLABLE_QUANTITY
  , ACCUME_BILLABLE_LABOR_HOURS
  , ACCUME_CMT_RAW_COST
  , ACCUME_CMT_BURDENED_COST
  , ACCUME_CMT_QUANTITY
  , UNIT_OF_MEASURE
  , RES_ADW_NOTIFY_FLAG
  , TXN_ADW_NOTIFY_FLAG
  , TSK_ADW_NOTIFY_FLAG
FROM
    PA_ADW_ACT_CMT_B_V FACT
  , PA_ADW_LOWEST_TASK_V TASK
WHERE
    FACT.TASK_ID = TASK.TASK_ID;
```

Column Descriptions

Name	Null?	Type	Description
PROJECT_ID	NOT NULL	NUMBER(15)	Refer to base table.

Column Descriptions (Continued)

Name	Null?	Type	Description
TOP_TASK_ID	NULL	NUMBER(15)	Refer to base table.
TASK_ID	NULL	NUMBER(15)	Refer to base table.
PA_PERIOD_KEY	NULL	VARCHAR2(61)	Refer to base table.
EXPENSE_ORGANIZATION_ID	NULL	NUMBER	Refer to base table.
OWNER_ORGANIZATION_ID	NULL	NUMBER	Refer to base table.
RESOURCE_LIST_MEMBER_ID	NOT NULL	NUMBER(15)	Refer to base table.
SERVICE_TYPE_CODE	NULL	VARCHAR2(30)	Refer to base table.
EXPENDITURE_TYPE	NULL	VARCHAR2(80)	Refer to base table.
USER_COL1	NULL	VARCHAR2(0)	Refer to base table.
USER_COL2	NULL	VARCHAR2(0)	Refer to base table.
USER_COL3	NULL	VARCHAR2(0)	Refer to base table.
USER_COL4	NULL	VARCHAR2(0)	Refer to base table.
USER_COL5	NULL	VARCHAR2(0)	Refer to base table.
USER_COL6	NULL	VARCHAR2(0)	Refer to base table.
USER_COL7	NULL	VARCHAR2(0)	Refer to base table.
USER_COL8	NULL	VARCHAR2(0)	Refer to base table.
USER_COL9	NULL	VARCHAR2(0)	Refer to base table.
USER_COL10	NULL	VARCHAR2(0)	Refer to base table.
ACCUME_REVENUE	NULL	VARCHAR2(0)	Refer to base table.
ACCUME_RAW_COST	NULL	VARCHAR2(0)	Refer to base table.
ACCUME_BURDENED_COST	NULL	VARCHAR2(0)	Refer to base table.
ACCUME_QUANTITY	NULL	VARCHAR2(0)	Refer to base table.
ACCUME_LABOR_HOURS	NULL	VARCHAR2(0)	Refer to base table.
ACCUME_BILLABLE_RAW_COST	NULL	VARCHAR2(0)	Refer to base table.
ACCUME_BILLABLE_BURDENED_COST	NULL	VARCHAR2(0)	Refer to base table.
ACCUME_BILLABLE_QUANTITY	NULL	VARCHAR2(0)	Refer to base table.
ACCUME_BILLABLE_LABOR_HOURS	NULL	VARCHAR2(0)	Refer to base table.
ACCUME_CMT_RAW_COST	NULL	VARCHAR2(0)	Refer to base table.
ACCUME_CMT_BURDENED_COST	NULL	VARCHAR2(0)	Refer to base table.
ACCUME_CMT_QUANTITY	NULL	VARCHAR2(0)	Refer to base table.
UNIT_OF_MEASURE	NULL	VARCHAR2(30)	Refer to base table.
RES_ADW_NOTIFY_FLAG	NULL	VARCHAR2(1)	Refer to base table.
TXN_ADW_NOTIFY_FLAG	NULL	VARCHAR2(1)	Refer to base table.
TSK_ADW_NOTIFY_FLAG	NULL	VARCHAR2(1)	Refer to base table.

PA_ADW_LOWTSK_BGT_LINES_V

PA_ADW_LOWTSK_BGT_LINES_V is a view that provides lowest level information for budgets.

View Definition

```
CREATE VIEW PA_ADW_LOWTSK_BGT_LINES_V
as SELECT
    PROJECT_ID
  , TOP_TASK_ID
  , TASK_ID
  , PA_PERIOD_KEY
  , BUDGET_TYPE_CODE
  , RESOURCE_LIST_MEMBER_ID
  , SERVICE_TYPE_CODE
  , OWNER_ORGANIZATION_ID
  , EXPENDITURE_TYPE
  , USER_COL1
  , USER_COL2
  , USER_COL3
  , USER_COL4
  , USER_COL5
  , USER_COL6
  , USER_COL7
  , USER_COL8
  , USER_COL9
  , USER_COL10
  , BGT_RAW_COST
  , BGT_BURDENED_COST
  , BGT_REVENUE
  , BGT_QUANTITY
  , BGT_LABOR_QUANTITY
  , BGT_UNIT_OF_MEASURE
  , ADW_NOTIFY_FLAG
FROM
    PA_ADW_BGT_LINES_B_V FACT
  , PA_ADW_LOWEST_TASKS_V TASK
WHERE
    FACT.TASK_ID = TASK.TASK_ID
```

Column Descriptions

Name	Null?	Type	Description
PROJECT_ID	NOT NULL	NUMBER(15)	Refer to base table.
TOP_TASK_ID	NULL	NUMBER(15)	Refer to base table.
TASK_ID	NULL	NUMBER(15)	Refer to base table.
PA_PERIOD_KEY	NULL	VARCHAR2(61)	Refer to base table.
BUDGET_TYPE_CODE	NOT NULL	VARCHAR2(30)	Refer to base table.
RESOURCE_LIST_MEMBER_ID	NOT NULL	NUMBER(15)	Refer to base table.
SERVICE_TYPE_CODE	NULL	VARCHAR2(30)	Refer to base table.
OWNER_ORGANIZATION_ID	NULL	NUMBER	Refer to base table.
EXPENDITURE_TYPE	NULL	VARCHAR2(80)	Refer to base table.
USER_COL1	NULL	VARCHAR2(0)	Refer to base table.

Column Descriptions (Continued)

Name	Null?	Type	Description
USER_COL2	NULL	VARCHAR2(0)	Refer to base table.
USER_COL3	NULL	VARCHAR2(0)	Refer to base table.
USER_COL4	NULL	VARCHAR2(0)	Refer to base table.
USER_COL5	NULL	VARCHAR2(0)	Refer to base table.
USER_COL6	NULL	VARCHAR2(0)	Refer to base table.
USER_COL7	NULL	VARCHAR2(0)	Refer to base table.
USER_COL8	NULL	VARCHAR2(0)	Refer to base table.
USER_COL9	NULL	VARCHAR2(0)	Refer to base table.
USER_COL10	NULL	VARCHAR2(0)	Refer to base table.
BGT_RAW_COST	NULL	VARCHAR2(0)	Refer to base table.
BGT_BURDENED_COST	NULL	VARCHAR2(0)	Refer to base table.
BGT_REVENUE	NULL	VARCHAR2(0)	Refer to base table.
BGT_QUANTITY	NULL	VARCHAR2(0)	Refer to base table.
BGT_LABOR_QUANTITY	NULL	VARCHAR2(0)	Refer to base table.
BGT_UNIT_OF_MEASURE	NULL	VARCHAR2(30)	Refer to base table.
ADW_NOTIFY_FLAG	NULL	VARCHAR2(1)	Refer to base table.

PA_ADW_OPER_UNITS_V

PA_ADW_OPER_UNITS_V is a view that provides values for the operating unit dimension. This view uses the base view PA_ADW_OPER_UNITS_B_V. The columns user_col1 to user_col10 can be customized to include additional dimension attributes/levels values.

View Definition

```
CREATE VIEW PA_ADW_OPER_UNITS_V
  as SELECT
    ORGANIZATION_ID
  , ORGANIZATION
  , LEGAL_ENTITY
  , SET_OF_BOOK
  , USER_COL1
  , USER_COL2
  , USER_COL3
  , USER_COL4
  , USER_COL5
  , USER_COL6
  , USER_COL7
  , USER_COL8
  , USER_COL9
  , USER_COL10
FROM
  PA_ADW_OPER_UNITS_B_V
```

Column Descriptions

Name	Null?	Type	Description
ORGANIZATION_ID	NULL	NUMBER	Refer to base table.
ORGANIZATION	NULL	VARCHAR2(80)	Refer to base table.
LEGAL_ENTITY	NULL	VARCHAR2(80)	Refer to base table.
SET_OF_BOOK	NULL	VARCHAR2(80)	Refer to base table.
USER_COL1	NULL	VARCHAR2(0)	Refer to base table.
USER_COL2	NULL	VARCHAR2(0)	Refer to base table.
USER_COL3	NULL	VARCHAR2(0)	Refer to base table.
USER_COL4	NULL	VARCHAR2(0)	Refer to base table.
USER_COL5	NULL	VARCHAR2(0)	Refer to base table.
USER_COL6	NULL	VARCHAR2(0)	Refer to base table.
USER_COL7	NULL	VARCHAR2(0)	Refer to base table.
USER_COL8	NULL	VARCHAR2(0)	Refer to base table.
USER_COL9	NULL	VARCHAR2(0)	Refer to base table.
USER_COL10	NULL	VARCHAR2(0)	Refer to base table.

PA_ADW_ORGS_V

PA_ADW_ORGS_V is a view that provides values for organizations on the expenditure/projects organizations dimension. This view uses the base view PA_ADW_ORGS_B_V. The columns user_col1 to user_col10 can be customized to include additional dimension attributes/levels values.

View Definition

```
CREATE VIEW PA_ADW_ORGS_V
as SELECT
    ORGANIZATION_ID
  , ORGANIZATION
  , BUSINESS_GROUP
  , USER_COL1
  , USER_COL2
  , USER_COL3
  , USER_COL4
  , USER_COL5
  , USER_COL6
  , USER_COL7
  , USER_COL8
  , USER_COL9
  , USER_COL10
FROM
    PA_ADW_ORGS_B_V
```

Column Descriptions

Name	Null?	Type	Description
ORGANIZATION_ID	NULL	NUMBER	Refer to base table.
ORGANIZATION	NULL	VARCHAR2(80)	Refer to base table.
BUSINESS_GROUP	NULL	VARCHAR2(80)	Refer to base table.
USER_COL1	NULL	VARCHAR2(0)	Refer to base table.
USER_COL2	NULL	VARCHAR2(0)	Refer to base table.
USER_COL3	NULL	VARCHAR2(0)	Refer to base table.
USER_COL4	NULL	VARCHAR2(0)	Refer to base table.
USER_COL5	NULL	VARCHAR2(0)	Refer to base table.
USER_COL6	NULL	VARCHAR2(0)	Refer to base table.
USER_COL7	NULL	VARCHAR2(0)	Refer to base table.
USER_COL8	NULL	VARCHAR2(0)	Refer to base table.
USER_COL9	NULL	VARCHAR2(0)	Refer to base table.
USER_COL10	NULL	VARCHAR2(0)	Refer to base table.

PA_ADW_PERIODS_V

PA_ADW_PERIODS_V is a view that provides values for the time dimension. This view uses the base view PA_ADW_PERIODS_B_V. The columns user_col1 to user_col10 can be customized to include additional dimension attributes/levels values.

View Definition

```
CREATE VIEW PA_ADW_PERIODS_V
as SELECT
    PA_PERIOD_KEY
  , PA_PERIOD
  , PA_PERIOD_START_DATE
  , PA_PERIOD_END_DATE
  , GL_PERIOD
  , GL_PERIOD_START_DATE
  , GL_PERIOD_END_DATE
  , FINANCIAL_QUARTER
  , FINANCIAL_YEAR
  , ALL_FINANCIAL_YEARS
  , USER_COL1
  , USER_COL2
  , USER_COL3
  , USER_COL4
  , USER_COL5
  , USER_COL6
  , USER_COL7
  , USER_COL8
  , USER_COL9
  , USER_COL10
FROM
    PA_ADW_PERIODS_B_V
```

Column Descriptions

Name	Null?	Type	Description
PA_PERIOD_KEY	NULL	VARCHAR2(56)	Refer to base table.
PA_PERIOD	NOT NULL	VARCHAR2(15)	Refer to base table.
PA_PERIOD_START_DATE	NOT NULL	DATE	Refer to base table.
PA_PERIOD_END_DATE	NOT NULL	DATE	Refer to base table.
GL_PERIOD	NOT NULL	VARCHAR2(15)	Refer to base table.
GL_PERIOD_START_DATE	NOT NULL	DATE	Refer to base table.
GL_PERIOD_END_DATE	NOT NULL	DATE	Refer to base table.
FINANCIAL_QUARTER	NULL	VARCHAR2(82)	Refer to base table.
FINANCIAL_YEAR	NOT NULL	NUMBER(15)	Refer to base table.
ALL_FINANCIAL_YEARS	NOT NULL	VARCHAR2(80)	Refer to base table.
USER_COL1	NULL	VARCHAR2(0)	Refer to base table.
USER_COL2	NULL	VARCHAR2(0)	Refer to base table.
USER_COL3	NULL	VARCHAR2(0)	Refer to base table.
USER_COL4	NULL	VARCHAR2(0)	Refer to base table.
USER_COL5	NULL	VARCHAR2(0)	Refer to base table.
USER_COL6	NULL	VARCHAR2(0)	Refer to base table.
USER_COL7	NULL	VARCHAR2(0)	Refer to base table.

USER_COL8	NULL	VARCHAR2(0)	Refer to base table.
USER_COL9	NULL	VARCHAR2(0)	Refer to base table.
USER_COL10	NULL	VARCHAR2(0)	Refer to base table.

PA_ADW_PRJ_CLASSES_V

PA_ADW_PRJ_CLASSES_V is a view that provides values for project classes for class category hierarchy on project dimension. This view uses the base view PA_ADW_PRJ_CLASSES_B_V. The columns user_col1 to user_col10 can be customized to include additional dimension attributes/levels values.

View Definition

```
CREATE VIEW PA_ADW_PRJ_CLASSES_V
as SELECT
    PROJECT_ID
    , CLASS_CATEGORY
    , CLASS_CODE
    , USER_COL1
    , USER_COL2
    , USER_COL3
    , USER_COL4
    , USER_COL5
    , USER_COL6
    , USER_COL7
    , USER_COL8
    , USER_COL9
    , USER_COL10
    , ADW_NOTIFY_FLAG
FROM
    PA_ADW_PRJ_CLASSES_B_V
```

Column Descriptions

Name	Null?	Type	Description
PROJECT_ID	NOT NULL	NUMBER(15)	Refer to base table.
CLASS_CATEGORY	NOT NULL	VARCHAR2(30)	Refer to base table.
CLASS_CODE	NOT NULL	VARCHAR2(30)	Refer to base table.
USER_COL1	NULL	VARCHAR2(0)	Refer to base table.
USER_COL2	NULL	VARCHAR2(0)	Refer to base table.
USER_COL3	NULL	VARCHAR2(0)	Refer to base table.
USER_COL4	NULL	VARCHAR2(0)	Refer to base table.
USER_COL5	NULL	VARCHAR2(0)	Refer to base table.
USER_COL6	NULL	VARCHAR2(0)	Refer to base table.
USER_COL7	NULL	VARCHAR2(0)	Refer to base table.
USER_COL8	NULL	VARCHAR2(0)	Refer to base table.
USER_COL9	NULL	VARCHAR2(0)	Refer to base table.
USER_COL10	NULL	VARCHAR2(0)	Refer to base table.
ADW_NOTIFY_FLAG	NULL	VARCHAR2(1)	Refer to base table.

PA_ADW_PRJ_TYPES_V

PA_ADW_PRJ_TYPES_V is a view that provides values for project types on the project dimension. This view uses the base view PA_ADW_PRJ_TYPES_B_V. The columns user_col1 to user_col10 can be customized to include additional dimension attributes/levels values.

View Definition

```
CREATE VIEW PA_ADW_PRJ_TYPES_V
as SELECT
    PROJECT_TYPE
    , DESCRIPTION
    , ALL_PROJECT_TYPES
    , USER_COL1
    , USER_COL2
    , USER_COL3
    , USER_COL4
    , USER_COL5
    , USER_COL6
    , USER_COL7
    , USER_COL8
    , USER_COL9
    , USER_COL10
    , ADW_NOTIFY_FLAG
FROM
    PA_ADW_PRJ_TYPES_B_V
```

Column Descriptions

Name	Null?	Type	Description
PROJECT_TYPE	NOT NULL	VARCHAR2(20)	Refer to base table.
DESCRIPTION	NULL	VARCHAR2(250)	Refer to base table.
ALL_PROJECT_TYPES	NOT NULL	VARCHAR2(80)	Refer to base table.
USER_COL1	NULL	VARCHAR2(0)	Refer to base table.
USER_COL2	NULL	VARCHAR2(0)	Refer to base table.
USER_COL3	NULL	VARCHAR2(0)	Refer to base table.
USER_COL4	NULL	VARCHAR2(0)	Refer to base table.
USER_COL5	NULL	VARCHAR2(0)	Refer to base table.
USER_COL6	NULL	VARCHAR2(0)	Refer to base table.
USER_COL7	NULL	VARCHAR2(0)	Refer to base table.
USER_COL8	NULL	VARCHAR2(0)	Refer to base table.
USER_COL9	NULL	VARCHAR2(0)	Refer to base table.
USER_COL10	NULL	VARCHAR2(0)	Refer to base table.
ADW_NOTIFY_FLAG	NULL	VARCHAR2(1)	Refer to base table.

PA_ADW_PROJECTS_V

PA_ADW_PROJECTS_V is a view that provides values for projects on the project dimension. This view uses the base view PA_ADW_PROJECTS_B_V. The columns user_col1 to user_col10 can be customized to include additional dimension attributes/levels values.

View Definition

```
CREATE VIEW PA_ADW_PROJECTS_V
  as SELECT
    PROJECT_ID
    , PROJECT_TYPE
    , NAME
    , SEGMENT1
    , CARRYING_OUT_ORGANIZATION_ID
    , DESCRIPTION
    , USER_COL1
    , USER_COL2
    , USER_COL3
    , USER_COL4
    , USER_COL5
    , USER_COL6
    , USER_COL7
    , USER_COL8
    , USER_COL9
    , USER_COL10
    , ADW_NOTIFY_FLAG
  FROM
    PA_ADW_PROJECTS_B_V
```

Column Descriptions

Name	Null?	Type	Description
PROJECT_ID	NOT NULL	NUMBER(15)	Refer to base table.
PROJECT_TYPE	NOT NULL	VARCHAR2(20)	Refer to base table.
NAME	NOT NULL	VARCHAR2(30)	Refer to base table.
SEGMENT1	NOT NULL	VARCHAR2(25)	Refer to base table.
CARRYING_OUT_ORGANIZATION_ID	NOT NULL	NUMBER(15)	Refer to base table.
DESCRIPTION	NULL	VARCHAR2(250)	Refer to base table.
USER_COL1	NULL	VARCHAR2(0)	Refer to base table.
USER_COL2	NULL	VARCHAR2(0)	Refer to base table.
USER_COL3	NULL	VARCHAR2(0)	Refer to base table.
USER_COL4	NULL	VARCHAR2(0)	Refer to base table.
USER_COL5	NULL	VARCHAR2(0)	Refer to base table.
USER_COL6	NULL	VARCHAR2(0)	Refer to base table.
USER_COL7	NULL	VARCHAR2(0)	Refer to base table.
USER_COL8	NULL	VARCHAR2(0)	Refer to base table.
USER_COL9	NULL	VARCHAR2(0)	Refer to base table.
USER_COL10	NULL	VARCHAR2(0)	Refer to base table.
ADW_NOTIFY_FLAG	NULL	VARCHAR2(1)	Refer to base table.

PA_ADW_RES_LISTS_V

PA_ADW_RES_LISTS_V is a view that provides values for resource lists on the resource dimension. This view uses the base view PA_ADW_RES_LISTS_B_V. The columns user_col1 to user_col10 can be customized to include additional dimension attributes/levels values.

View Definition

```
CREATE VIEW PA_ADW_RES_LISTS_V
as SELECT
    RESOURCE_LIST_ID
    , NAME
    , DESCRIPTION
    , USER_COL1
    , USER_COL2
    , USER_COL3
    , USER_COL4
    , USER_COL5
    , USER_COL6
    , USER_COL7
    , USER_COL8
    , USER_COL9
    , USER_COL10
    , ADW_NOTIFY_FLAG
FROM
    PA_ADW_RES_LISTS_B_V
```

Column Descriptions

Name	Null?	Type	Description
RESOURCE_LIST_ID	NOT NULL	NUMBER(15)	Refer to base table.
NAME	NULL	VARCHAR2(60)	Refer to base table.
DESCRIPTION	NULL	VARCHAR2(255)	Refer to base table.
USER_COL1	NULL	VARCHAR2(0)	Refer to base table.
USER_COL2	NULL	VARCHAR2(0)	Refer to base table.
USER_COL3	NULL	VARCHAR2(0)	Refer to base table.
USER_COL4	NULL	VARCHAR2(0)	Refer to base table.
USER_COL5	NULL	VARCHAR2(0)	Refer to base table.
USER_COL6	NULL	VARCHAR2(0)	Refer to base table.
USER_COL7	NULL	VARCHAR2(0)	Refer to base table.
USER_COL8	NULL	VARCHAR2(0)	Refer to base table.
USER_COL9	NULL	VARCHAR2(0)	Refer to base table.
USER_COL10	NULL	VARCHAR2(0)	Refer to base table.
ADW_NOTIFY_FLAG	NULL	VARCHAR2(1)	Refer to base table.

PA_ADW_R_ACT_CMT_V

PA_ADW_R_ACT_CMT_V is a view which provides \$0 values for actuals and commitments when actuals and commitments are refreshed. This view uses the base view PA_ADW_R_ACT_CMT_B_V. You must make identical changes to this view if you have customized PA_ADW_ACT_CMT_V to include any custom dimensions.

View Definition

```
CREATE VIEW PA_ADW_R_ACT_CMT_V
as SELECT
    PROJECT_ID
  , TOP_TASK_ID
  , TASK_ID
  , PA_PERIOD_KEY
  , EXPENSE_ORGANIZATION_ID
  , OWNER_ORGANIZATION_ID
  , RESOURCE_LIST_MEMBER_ID
  , SERVICE_TYPE_CODE
  , EXPENDITURE_TYPE
  , USER_COL1
  , USER_COL2
  , USER_COL3
  , USER_COL4
  , USER_COL5
  , USER_COL6
  , USER_COL7
  , USER_COL8
  , USER_COL9
  , USER_COL10
  , ACCUME_REVENUE
  , ACCUME_RAW_COST
  , ACCUME_BURDENED_COST
  , ACCUME_QUANTITY
  , ACCUME_LABOR_HOURS
  , ACCUME_BILLABLE_RAW_COST
  , ACCUME_BILLABLE_BURDENED_COST
  , ACCUME_BILLABLE_QUANTITY
  , ACCUME_BILLABLE_LABOR_HOURS
  , ACCUME_CMT_RAW_COST
  , ACCUME_CMT_BURDENED_COST
  , ACCUME_CMT_QUANTITY
  , UNIT_OF_MEASURE
  , RES_ADW_NOTIFY_FLAG
  , TXN_ADW_NOTIFY_FLAG
  , TSK_ADW_NOTIFY_FLAG
FROM
    PA_ADW_R_ACT_CMT_B_V
```

Column Descriptions

<u>Name</u>	<u>Null?</u>	<u>Type</u>	<u>Description</u>
PROJECT_ID	NOT NULL	NUMBER(15)	Refer to base table.

Column Descriptions (Continued)

Name	Null?	Type	Description
TOP_TASK_ID	NULL	NUMBER(15)	Refer to base table.
TASK_ID	NULL	NUMBER(15)	Refer to base table.
PA_PERIOD_KEY	NULL	VARCHAR2(61)	Refer to base table.
EXPENSE_ORGANIZATION_ID	NULL	NUMBER	Refer to base table.
OWNER_ORGANIZATION_ID	NULL	NUMBER	Refer to base table.
RESOURCE_LIST_MEMBER_ID	NOT NULL	NUMBER(15)	Refer to base table.
SERVICE_TYPE_CODE	NULL	VARCHAR2(30)	Refer to base table.
EXPENDITURE_TYPE	NULL	VARCHAR2(80)	Refer to base table.
USER_COL1	NULL	VARCHAR2(0)	Refer to base table.
USER_COL2	NULL	VARCHAR2(0)	Refer to base table.
USER_COL3	NULL	VARCHAR2(0)	Refer to base table.
USER_COL4	NULL	VARCHAR2(0)	Refer to base table.
USER_COL5	NULL	VARCHAR2(0)	Refer to base table.
USER_COL6	NULL	VARCHAR2(0)	Refer to base table.
USER_COL7	NULL	VARCHAR2(0)	Refer to base table.
USER_COL8	NULL	VARCHAR2(0)	Refer to base table.
USER_COL9	NULL	VARCHAR2(0)	Refer to base table.
USER_COL10	NULL	VARCHAR2(0)	Refer to base table.
ACCUME_REVENUE	NULL	VARCHAR2(0)	Refer to base table.
ACCUME_RAW_COST	NULL	VARCHAR2(0)	Refer to base table.
ACCUME_BURDENED_COST	NULL	VARCHAR2(0)	Refer to base table.
ACCUME_QUANTITY	NULL	VARCHAR2(0)	Refer to base table.
ACCUME_LABOR_HOURS	NULL	VARCHAR2(0)	Refer to base table.
ACCUME_BILLABLE_RAW_COST	NULL	VARCHAR2(0)	Refer to base table.
ACCUME_BILLABLE_BURDENED_COST	NULL	VARCHAR2(0)	Refer to base table.
ACCUME_BILLABLE_QUANTITY	NULL	VARCHAR2(0)	Refer to base table.
ACCUME_BILLABLE_LABOR_HOURS	NULL	VARCHAR2(0)	Refer to base table.
ACCUME_CMT_RAW_COST	NULL	VARCHAR2(0)	Refer to base table.
ACCUME_CMT_BURDENED_COST	NULL	VARCHAR2(0)	Refer to base table.
ACCUME_CMT_QUANTITY	NULL	VARCHAR2(0)	Refer to base table.
UNIT_OF_MEASURE	NULL	VARCHAR2(30)	Refer to base table.
RES_ADW_NOTIFY_FLAG	NULL	VARCHAR2(1)	Refer to base table.
TXN_ADW_NOTIFY_FLAG	NULL	VARCHAR2(1)	Refer to base table.
TSK_ADW_NOTIFY_FLAG	NULL	VARCHAR2(1)	Refer to base table.

PA_ADW_R_BGT_LINES_V

PA_ADW_R_BGT_LINES_V is a view that provides \$0 values for budgets when new versions of the budgets are baselined. This view uses the base view PA_ADW_R_BGT_LINES_B_V. You must make identical changes to this view if you have customized PA_ADW_BGT_LINES_V to include any custom dimensions.

View Definition

```
CREATE VIEW PA_ADW_R_BGT_LINES_V
as SELECT
    PROJECT_ID
  , TOP_TASK_ID
  , TASK_ID
  , PA_PERIOD_KEY
  , BUDGET_TYPE_CODE
  , RESOURCE_LIST_MEMBER_ID
  , SERVICE_TYPE_CODE
  , OWNER_ORGANIZATION_ID
  , EXPENDITURE_TYPE
  , USER_COL1
  , USER_COL2
  , USER_COL3
  , USER_COL4
  , USER_COL5
  , USER_COL6
  , USER_COL7
  , USER_COL8
  , USER_COL9
  , USER_COL10
  , BGT_RAW_COST
  , BGT_BURDENED_COST
  , BGT_REVENUE
  , BGT_QUANTITY
  , BGT_LABOR_QUANTITY
  , BGT_UNIT_OF_MEASURE
  , ADW_NOTIFY_FLAG
FROM
    PA_ADW_R_BGT_LINES_B_V
```

Column Descriptions

Name	Null?	Type	Description
PROJECT_ID	NOT NULL	NUMBER(15)	Refer to base table.
TOP_TASK_ID	NULL	NUMBER(15)	Refer to base table.
TASK_ID	NULL	NUMBER(15)	Refer to base table.
PA_PERIOD_KEY	NULL	VARCHAR2(61)	Refer to base table.
BUDGET_TYPE_CODE	NOT NULL	VARCHAR2(30)	Refer to base table.
RESOURCE_LIST_MEMBER_ID	NOT NULL	NUMBER(15)	Refer to base table.
SERVICE_TYPE_CODE	NULL	VARCHAR2(30)	Refer to base table.
OWNER_ORGANIZATION_ID	NULL	NUMBER	Refer to base table.
EXPENDITURE_TYPE	NULL	VARCHAR2(80)	Refer to base table.
USER_COL1	NULL	VARCHAR2(0)	Refer to base table.

Column Descriptions (Continued)

Name	Null?	Type	Description
USER_COL2	NULL	VARCHAR2(0)	Refer to base table.
USER_COL3	NULL	VARCHAR2(0)	Refer to base table.
USER_COL4	NULL	VARCHAR2(0)	Refer to base table.
USER_COL5	NULL	VARCHAR2(0)	Refer to base table.
USER_COL6	NULL	VARCHAR2(0)	Refer to base table.
USER_COL7	NULL	VARCHAR2(0)	Refer to base table.
USER_COL8	NULL	VARCHAR2(0)	Refer to base table.
USER_COL9	NULL	VARCHAR2(0)	Refer to base table.
USER_COL10	NULL	VARCHAR2(0)	Refer to base table.
BGT_RAW_COST	NULL	VARCHAR2(0)	Refer to base table.
BGT_BURDENED_COST	NULL	VARCHAR2(0)	Refer to base table.
BGT_REVENUE	NULL	VARCHAR2(0)	Refer to base table.
BGT_QUANTITY	NULL	VARCHAR2(0)	Refer to base table.
BGT_LABOR_QUANTITY	NULL	VARCHAR2(0)	Refer to base table.
BGT_UNIT_OF_MEASURE	NULL	VARCHAR2(30)	Refer to base table.
ADW_NOTIFY_FLAG	NULL	VARCHAR2(1)	Refer to base table.

PA_ADW_R_ST_ACT_CMT_V

PA_ADW_R_ST_ACT_CMT_V is a view that provides \$0 values for actuals and commitments when the service types on tasks are changed. This view uses the base view PA_ADW_R_ST_ACT_CMT_B_V. You must make identical changes to this view if you have customized PA_ADW_ACT_CMT_V to include any custom dimensions.

View Definition

```
CREATE VIEW PA_ADW_R_ST_ACT_CMT_V
as SELECT
    PROJECT_ID
  , TOP_TASK_ID
  , TASK_ID
  , PA_PERIOD_KEY
  , EXPENSE_ORGANIZATION_ID
  , OWNER_ORGANIZATION_ID
  , RESOURCE_LIST_MEMBER_ID
  , SERVICE_TYPE_CODE
  , EXPENDITURE_TYPE
  , USER_COL1
  , USER_COL2
  , USER_COL3
  , USER_COL4
  , USER_COL5
  , USER_COL6
  , USER_COL7
  , USER_COL8
  , USER_COL9
  , USER_COL10
  , ACCUME_REVENUE
  , ACCUME_RAW_COST
  , ACCUME_BURDENED_COST
  , ACCUME_QUANTITY
  , ACCUME_LABOR_HOURS
  , ACCUME_BILLABLE_RAW_COST
  , ACCUME_BILLABLE_BURDENED_COST
  , ACCUME_BILLABLE_QUANTITY
  , ACCUME_BILLABLE_LABOR_HOURS
  , ACCUME_CMT_RAW_COST
  , ACCUME_CMT_BURDENED_COST
  , ACCUME_CMT_QUANTITY
  , UNIT_OF_MEASURE
  , RES_ADW_NOTIFY_FLAG
  , TXN_ADW_NOTIFY_FLAG
  , TSK_ADW_NOTIFY_FLAG
FROM
    PA_ADW_R_ST_ACT_CMT_B_V
```

Column Descriptions

<u>Name</u>	<u>Null?</u>	<u>Type</u>	<u>Description</u>
PROJECT_ID	NOT NULL	NUMBER(15)	Refer to base table.

Column Descriptions (Continued)

Name	Null?	Type	Description
TOP_TASK_ID	NULL	NUMBER(15)	Refer to base table.
TASK_ID	NULL	NUMBER(15)	Refer to base table.
PA_PERIOD_KEY	NULL	VARCHAR2(61)	Refer to base table.
EXPENSE_ORGANIZATION_ID	NULL	NUMBER	Refer to base table.
OWNER_ORGANIZATION_ID	NULL	NUMBER	Refer to base table.
RESOURCE_LIST_MEMBER_ID	NOT NULL	NUMBER(15)	Refer to base table.
SERVICE_TYPE_CODE	NULL	VARCHAR2(30)	Refer to base table.
EXPENDITURE_TYPE	NULL	VARCHAR2(80)	Refer to base table.
USER_COL1	NULL	VARCHAR2(0)	Refer to base table.
USER_COL2	NULL	VARCHAR2(0)	Refer to base table.
USER_COL3	NULL	VARCHAR2(0)	Refer to base table.
USER_COL4	NULL	VARCHAR2(0)	Refer to base table.
USER_COL5	NULL	VARCHAR2(0)	Refer to base table.
USER_COL6	NULL	VARCHAR2(0)	Refer to base table.
USER_COL7	NULL	VARCHAR2(0)	Refer to base table.
USER_COL8	NULL	VARCHAR2(0)	Refer to base table.
USER_COL9	NULL	VARCHAR2(0)	Refer to base table.
USER_COL10	NULL	VARCHAR2(0)	Refer to base table.
ACCUME_REVENUE	NULL	VARCHAR2(0)	Refer to base table.
ACCUME_RAW_COST	NULL	VARCHAR2(0)	Refer to base table.
ACCUME_BURDENED_COST	NULL	VARCHAR2(0)	Refer to base table.
ACCUME_QUANTITY	NULL	VARCHAR2(0)	Refer to base table.
ACCUME_LABOR_HOURS	NULL	VARCHAR2(0)	Refer to base table.
ACCUME_BILLABLE_RAW_COST	NULL	VARCHAR2(0)	Refer to base table.
ACCUME_BILLABLE_BURDENED_COST	NULL	VARCHAR2(0)	Refer to base table.
ACCUME_BILLABLE_QUANTITY	NULL	VARCHAR2(0)	Refer to base table.
ACCUME_BILLABLE_LABOR_HOURS	NULL	VARCHAR2(0)	Refer to base table.
ACCUME_CMT_RAW_COST	NULL	VARCHAR2(0)	Refer to base table.
ACCUME_CMT_BURDENED_COST	NULL	VARCHAR2(0)	Refer to base table.
ACCUME_CMT_QUANTITY	NULL	VARCHAR2(0)	Refer to base table.
UNIT_OF_MEASURE	NULL	VARCHAR2(30)	Refer to base table.
RES_ADW_NOTIFY_FLAG	NULL	VARCHAR2(1)	Refer to base table.
TXN_ADW_NOTIFY_FLAG	NULL	VARCHAR2(1)	Refer to base table.
TSK_ADW_NOTIFY_FLAG	NULL	VARCHAR2(1)	Refer to base table.

PA_ADW_SRVC_TYPES_V

PA_ADW_SRVC_TYPES_V is a view that provides values for service types on the service dimension. This view uses the base view PA_ADW_SRVC_TYPES_B_V. The columns user_col1 to user_col10 can be customized to include additional dimension attributes/levels values.

View Definition

```
CREATE VIEW PA_ADW_SRVC_TYPES_V
  as SELECT
    SERVICE_TYPE_CODE
  , SERVICE_TYPE
  , ALL_SERVICE_TYPES
  , USER_COL1
  , USER_COL2
  , USER_COL3
  , USER_COL4
  , USER_COL5
  , USER_COL6
  , USER_COL7
  , USER_COL8
  , USER_COL9
  , USER_COL10
FROM
  PA_ADW_SRVC_TYPES_B_V
```

Column Descriptions

Name	Null?	Type	Description
SERVICE_TYPE_CODE	NULL	VARCHAR2(80)	Refer to base table.
SERVICE_TYPE	NULL	VARCHAR2(80)	Refer to base table.
ALL_SERVICE_TYPES	NULL	VARCHAR2(80)	Refer to base table.
USER_COL1	NULL	VARCHAR2(0)	Refer to base table.
USER_COL2	NULL	VARCHAR2(0)	Refer to base table.
USER_COL3	NULL	VARCHAR2(0)	Refer to base table.
USER_COL4	NULL	VARCHAR2(0)	Refer to base table.
USER_COL5	NULL	VARCHAR2(0)	Refer to base table.
USER_COL6	NULL	VARCHAR2(0)	Refer to base table.
USER_COL7	NULL	VARCHAR2(0)	Refer to base table.
USER_COL8	NULL	VARCHAR2(0)	Refer to base table.
USER_COL9	NULL	VARCHAR2(0)	Refer to base table.
USER_COL10	NULL	VARCHAR2(0)	Refer to base table.

PA_ADW_TOP_RLMEM_V

PA_ADW_TOP_RLMEM_V is a view that provides values for group level of resources on the resource dimension. This view uses the base view PA_ADW_TOP_RLMEM_B_V. The columns user_col1 to user_col10 can be customized to include additional dimension attributes/levels values.

View Definition

```
CREATE VIEW PA_ADW_TOP_RLMEM_V
as SELECT
    RESOURCE_LIST_MEMBER_ID
    , RESOURCE_LIST_ID
    , NAME
    , ALIAS
    , USER_COL1
    , USER_COL2
    , USER_COL3
    , USER_COL4
    , USER_COL5
    , USER_COL6
    , USER_COL7
    , USER_COL8
    , USER_COL9
    , USER_COL10
    , ADW_NOTIFY_FLAG
FROM
    PA_ADW_TOP_RLMEM_B_V
```

Column Descriptions

Name	Null?	Type	Description
RESOURCE_LIST_MEMBER_ID	NOT NULL	NUMBER(15)	Refer to base table.
RESOURCE_LIST_ID	NOT NULL	NUMBER(15)	Refer to base table.
NAME	NULL	VARCHAR2(60)	Refer to base table.
ALIAS	NULL	VARCHAR2(30)	Refer to base table.
USER_COL1	NULL	VARCHAR2(0)	Refer to base table.
USER_COL2	NULL	VARCHAR2(0)	Refer to base table.
USER_COL3	NULL	VARCHAR2(0)	Refer to base table.
USER_COL4	NULL	VARCHAR2(0)	Refer to base table.
USER_COL5	NULL	VARCHAR2(0)	Refer to base table.
USER_COL6	NULL	VARCHAR2(0)	Refer to base table.
USER_COL7	NULL	VARCHAR2(0)	Refer to base table.
USER_COL8	NULL	VARCHAR2(0)	Refer to base table.
USER_COL9	NULL	VARCHAR2(0)	Refer to base table.
USER_COL10	NULL	VARCHAR2(0)	Refer to base table.
ADW_NOTIFY_FLAG	NULL	VARCHAR2(1)	Refer to base table.

PA_ADW_TOP_TASKS_V

PA_ADW_TOP_TASKS_V is a view that provides values for top level of tasks on the project dimension. This view uses the base view PA_ADW_TOP_TASKS_B_V. The columns user_col1 to user_col10 can be customized to include additional dimension attributes/levels values.

View Definition

```
CREATE VIEW PA_ADW_TOP_TASKS_V
  as SELECT
    TOP_TASK_ID
    , PROJECT_ID
    , TASK_NUMBER
    , TASK_NAME
    , DESCRIPTION
    , CARRYING_OUT_ORGANIZATION_ID
    , SERVICE_TYPE_CODE
    , USER_COL1
    , USER_COL2
    , USER_COL3
    , USER_COL4
    , USER_COL5
    , USER_COL6
    , USER_COL7
    , USER_COL8
    , USER_COL9
    , USER_COL10
    , ADW_NOTIFY_FLAG
  FROM
    PA_ADW_TOP_TASKS_B_V
```

Column Descriptions

Name	Null?	Type	Description
TOP_TASK_ID	NOT NULL	NUMBER(15)	Refer to base table.
PROJECT_ID	NOT NULL	NUMBER(15)	Refer to base table.
TASK_NUMBER	NOT NULL	VARCHAR2(25)	Refer to base table.
TASK_NAME	NOT NULL	VARCHAR2(20)	Refer to base table.
DESCRIPTION	NULL	VARCHAR2(250)	Refer to base table.
CARRYING_OUT_ORGANIZATION_ID	NOT NULL	NUMBER(15)	Refer to base table.
SERVICE_TYPE_CODE	NULL	VARCHAR2(30)	Refer to base table.
USER_COL1	NULL	VARCHAR2(0)	Refer to base table.
USER_COL2	NULL	VARCHAR2(0)	Refer to base table.
USER_COL3	NULL	VARCHAR2(0)	Refer to base table.
USER_COL4	NULL	VARCHAR2(0)	Refer to base table.
USER_COL5	NULL	VARCHAR2(0)	Refer to base table.
USER_COL6	NULL	VARCHAR2(0)	Refer to base table.
USER_COL7	NULL	VARCHAR2(0)	Refer to base table.
USER_COL8	NULL	VARCHAR2(0)	Refer to base table.
USER_COL9	NULL	VARCHAR2(0)	Refer to base table.
USER_COL10	NULL	VARCHAR2(0)	Refer to base table.
ADW_NOTIFY_FLAG	NULL	VARCHAR2(1)	Refer to base table.

PA_ADW_TOPTSK_ACT_CMT_V

PA_ADW_TOPTSK_ACT_CMT_V is a view that provides top level information for actuals and commitments.

View Definition

```
CREATE VIEW PA_ADW_TOPTSK_ACT_CMT_V
as SELECT
    PROJECT_ID
  , TOP_TASK_ID
  , TASK_ID
  , PA_PERIOD_KEY
  , EXPENSE_ORGANIZATION_ID
  , OWNER_ORGANIZATION_ID
  , RESOURCE_LIST_MEMBER_ID
  , SERVICE_TYPE_CODE
  , EXPENDITURE_TYPE
  , USER_COL1
  , USER_COL2
  , USER_COL3
  , USER_COL4
  , USER_COL5
  , USER_COL6
  , USER_COL7
  , USER_COL8
  , USER_COL9
  , USER_COL10
  , ACCUME_REVENUE
  , ACCUME_RAW_COST
  , ACCUME_BURDENED_COST
  , ACCUME_QUANTITY
  , ACCUME_LABOR_HOURS
  , ACCUME_BILLABLE_RAW_COST
  , ACCUME_BILLABLE_BURDENED_COST
  , ACCUME_BILLABLE_QUANTITY
  , ACCUME_BILLABLE_LABOR_HOURS
  , ACCUME_CMT_RAW_COST
  , ACCUME_CMT_BURDENED_COST
  , ACCUME_CMT_QUANTITY
  , UNIT_OF_MEASURE
  , RES_ADW_NOTIFY_FLAG
  , TXN_ADW_NOTIFY_FLAG
FROM
    PA_ADW_ACT_CMT_B_V FACT
  , PA_ADW_TOP_TASKS_V TASK
WHERE
    FACT.TASK_ID = TASK.TASK_ID;
```

Column Descriptions

<u>Name</u>	<u>Null?</u>	<u>Type</u>	<u>Description</u>
PROJECT_ID	NOT NULL	NUMBER(15)	Refer to base table.

Column Descriptions (Continued)

Name	Null?	Type	Description
TOP_TASK_ID	NULL	NUMBER(15)	Refer to base table.
TASK_ID	NULL	NUMBER(15)	Refer to base table.
PA_PERIOD_KEY	NULL	VARCHAR2(61)	Refer to base table.
EXPENSE_ORGANIZATION_ID	NULL	NUMBER	Refer to base table.
OWNER_ORGANIZATION_ID	NULL	NUMBER	Refer to base table.
RESOURCE_LIST_MEMBER_ID	NOT NULL	NUMBER(15)	Refer to base table.
SERVICE_TYPE_CODE	NULL	VARCHAR2(30)	Refer to base table.
EXPENDITURE_TYPE	NULL	VARCHAR2(80)	Refer to base table.
USER_COL1	NULL	VARCHAR2(0)	Refer to base table.
USER_COL2	NULL	VARCHAR2(0)	Refer to base table.
USER_COL3	NULL	VARCHAR2(0)	Refer to base table.
USER_COL4	NULL	VARCHAR2(0)	Refer to base table.
USER_COL5	NULL	VARCHAR2(0)	Refer to base table.
USER_COL6	NULL	VARCHAR2(0)	Refer to base table.
USER_COL7	NULL	VARCHAR2(0)	Refer to base table.
USER_COL8	NULL	VARCHAR2(0)	Refer to base table.
USER_COL9	NULL	VARCHAR2(0)	Refer to base table.
USER_COL10	NULL	VARCHAR2(0)	Refer to base table.
ACCUME_REVENUE	NULL	VARCHAR2(0)	Refer to base table.
ACCUME_RAW_COST	NULL	VARCHAR2(0)	Refer to base table.
ACCUME_BURDENED_COST	NULL	VARCHAR2(0)	Refer to base table.
ACCUME_QUANTITY	NULL	VARCHAR2(0)	Refer to base table.
ACCUME_LABOR_HOURS	NULL	VARCHAR2(0)	Refer to base table.
ACCUME_BILLABLE_RAW_COST	NULL	VARCHAR2(0)	Refer to base table.
ACCUME_BILLABLE_BURDENED_COST	NULL	VARCHAR2(0)	Refer to base table.
ACCUME_BILLABLE_QUANTITY	NULL	VARCHAR2(0)	Refer to base table.
ACCUME_BILLABLE_LABOR_HOURS	NULL	VARCHAR2(0)	Refer to base table.
ACCUME_CMT_RAW_COST	NULL	VARCHAR2(0)	Refer to base table.
ACCUME_CMT_BURDENED_COST	NULL	VARCHAR2(0)	Refer to base table.
ACCUME_CMT_QUANTITY	NULL	VARCHAR2(0)	Refer to base table.
UNIT_OF_MEASURE	NULL	VARCHAR2(30)	Refer to base table.
RES_ADW_NOTIFY_FLAG	NULL	VARCHAR2(1)	Refer to base table.
TXN_ADW_NOTIFY_FLAG	NULL	VARCHAR2(1)	Refer to base table.

PA_ADW_TOPTSK_BGT_LINES_V

PA_ADW_TOPTSK_BGT_LINES_V is a view that provides top level information for budgets.

View Definition

```
CREATE VIEW PA_ADW_LOWTSK_BGT_LINES_V
as SELECT
    PROJECT_ID
  , TOP_TASK_ID
  , TASK_ID
  , PA_PERIOD_KEY
  , BUDGET_TYPE_CODE
  , RESOURCE_LIST_MEMBER_ID
  , SERVICE_TYPE_CODE
  , OWNER_ORGANIZATION_ID
  , EXPENDITURE_TYPE
  , USER_COL1
  , USER_COL2
  , USER_COL3
  , USER_COL4
  , USER_COL5
  , USER_COL6
  , USER_COL7
  , USER_COL8
  , USER_COL9
  , USER_COL10
  , BGT_RAW_COST
  , BGT_BURDENED_COST
  , BGT_REVENUE
  , BGT_QUANTITY
  , BGT_LABOR_QUANTITY
  , BGT_UNIT_OF_MEASURE
  , ADW_NOTIFY_FLAG
FROM
    PA_ADW_BGT_LINES_B_V FACT
  , PA_ADW_TOP_TASKS_V TASK
WHERE
    FACT.TASK_ID = TASK.TASK_ID
```

Column Descriptions

Name	Null?	Type	Description
PROJECT_ID	NOT NULL	NUMBER(15)	Refer to base table.
TOP_TASK_ID	NULL	NUMBER(15)	Refer to base table.
TASK_ID	NULL	NUMBER(15)	Refer to base table.
PA_PERIOD_KEY	NULL	VARCHAR2(61)	Refer to base table.
BUDGET_TYPE_CODE	NOT NULL	VARCHAR2(30)	Refer to base table.
RESOURCE_LIST_MEMBER_ID	NOT NULL	NUMBER(15)	Refer to base table.
SERVICE_TYPE_CODE	NULL	VARCHAR2(30)	Refer to base table.
OWNER_ORGANIZATION_ID	NULL	NUMBER	Refer to base table.
EXPENDITURE_TYPE	NULL	VARCHAR2(80)	Refer to base table.
USER_COL1	NULL	VARCHAR2(0)	Refer to base table.

Column Descriptions (Continued)

Name	Null?	Type	Description
USER_COL2	NULL	VARCHAR2(0)	Refer to base table.
USER_COL3	NULL	VARCHAR2(0)	Refer to base table.
USER_COL4	NULL	VARCHAR2(0)	Refer to base table.
USER_COL5	NULL	VARCHAR2(0)	Refer to base table.
USER_COL6	NULL	VARCHAR2(0)	Refer to base table.
USER_COL7	NULL	VARCHAR2(0)	Refer to base table.
USER_COL8	NULL	VARCHAR2(0)	Refer to base table.
USER_COL9	NULL	VARCHAR2(0)	Refer to base table.
USER_COL10	NULL	VARCHAR2(0)	Refer to base table.
BGT_RAW_COST	NULL	VARCHAR2(0)	Refer to base table.
BGT_BURDENED_COST	NULL	VARCHAR2(0)	Refer to base table.
BGT_REVENUE	NULL	VARCHAR2(0)	Refer to base table.
BGT_QUANTITY	NULL	VARCHAR2(0)	Refer to base table.
BGT_LABOR_QUANTITY	NULL	VARCHAR2(0)	Refer to base table.
BGT_UNIT_OF_MEASURE	NULL	VARCHAR2(30)	Refer to base table.
ADW_NOTIFY_FLAG	NULL	VARCHAR2(1)	Refer to base table.

PA_ALL_EXP_TYPES_IT

PA_ALL_EXP_TYPES_IT stores the information about the top level for the standard hierarchy on the expenditure type dimension for Oracle Project Analysis Collection Pack.

Column Descriptions

Name	Null?	Type	Description
ALL_EXPENDITURE_TYPES (PK)	NOT NULL	VARCHAR2(30)	This column stores the top level dimension value for Standard Hierarchy on Expenditure Type Dimension
LAST_UPDATE_DATE	NOT NULL	DATE	Standard Who Column
LAST_UPDATED_BY	NOT NULL	NUMBER(15)	Standard Who Column
CREATION_DATE	NOT NULL	DATE	Standard Who Column
CREATED_BY	NOT NULL	NUMBER(15)	Standard Who Column
LAST_UPDATE_LOGIN	NULL	NUMBER(15)	Standard Who Column
REQUEST_ID	NULL	NUMBER(15)	Standard Who Column
PROGRAM_APPLICATION_ID	NULL	NUMBER(15)	Standard Who Column
PROGRAM_ID	NULL	NUMBER(15)	Standard Who Column
PROGRAM_UPDATE_DATE	NULL	DATE	Standard Who Column
STATUS_CODE	NULL	VARCHAR2(1)	The flag that indicates whether this row has any updates or not.

Indexes

Index Name	Index Type	Sequence	Column Name
PA_ALL_EXP_TYPES_IT_U1	UNIQUE	1	ALL_EXPENDITURE_TYPES

PA_ALL_FINANCIAL_YRS_IT

PA_ALL_FINANCIAL_YRS_IT stores information about top level for the standard hierarchy on the time dimension for Oracle Project Analysis Collection Pack.

Column Descriptions

Name	Null?	Type	Description
ALL_FINANCIAL_YEARS (PK)	NOT NULL	VARCHAR2(30)	This column stores the top level dimension value for Standard Hierarchy on Time dimension
LAST_UPDATE_DATE	NOT NULL	DATE	Standard Who Column
LAST_UPDATED_BY	NOT NULL	NUMBER(15)	Standard Who Column
CREATION_DATE	NOT NULL	DATE	Standard Who Column
CREATED_BY	NOT NULL	NUMBER(15)	Standard Who Column
LAST_UPDATE_LOGIN	NULL	NUMBER(15)	Standard Who Column
REQUEST_ID	NULL	NUMBER(15)	Standard Who Column
PROGRAM_APPLICATION_ID	NULL	NUMBER(15)	Standard Who Column
PROGRAM_ID	NULL	NUMBER(15)	Standard Who Column
PROGRAM_UPDATE_DATE	NULL	DATE	Standard Who Column
STATUS_CODE	NULL	VARCHAR2(1)	The flag that indicates whether this row has any updates or not.

Indexes

Index Name	Index Type	Sequence	Column Name
PA_ALL_FINANCIAL_YRS_IT_U1	UNIQUE	1	ALL_FINANCIAL_YEARS

PA_ALL_PRJ_TYPES_IT

PA_ALL_PRJ_TYPES_IT table stores information about the top level of the standard hierarchy on the project dimension for Oracle Project Analysis Collection Pack.

Column Descriptions

Name	Null?	Type	Description
ALL_PROJECT_TYPES (PK)	NOT NULL	VARCHAR2(30)	This column stores the top level dimension value for Standard Hierarchy on Projects Dimension
LAST_UPDATE_DATE	NOT NULL	DATE	Standard Who Column
LAST_UPDATED_BY	NOT NULL	NUMBER(15)	Standard Who Column
CREATION_DATE	NOT NULL	DATE	Standard Who Column
CREATED_BY	NOT NULL	NUMBER(15)	Standard Who Column
LAST_UPDATE_LOGIN	NULL	NUMBER(15)	Standard Who Column
REQUEST_ID	NULL	NUMBER(15)	Standard Who Column
PROGRAM_APPLICATION_ID	NULL	NUMBER(15)	Standard Who Column
PROGRAM_ID	NULL	NUMBER(15)	Standard Who Column
PROGRAM_UPDATE_DATE	NULL	DATE	Standard Who Column
STATUS_CODE	NULL	VARCHAR2(1)	The flag that indicates whether this row has any updates or not.

Indexes

Index Name	Index Type	Sequence	Column Name
PA_ALL_PRJ_TYPES_IT_U1	UNIQUE	1	ALL_PROJECT_TYPES

PA_ALL_SRVC_TYPES_IT

PA_ALL_SRVC_TYPES_IT stores information about the top level for the standard hierarchy on the service type dimension for Oracle Project Analysis Collection Pack.

Column Descriptions

Name	Null?	Type	Description
ALL_SERVICE_TYPES (PK)	NOT NULL	VARCHAR2(30)	This column stores the top level dimension value for Standard Hierarchy on Service Type dimension
LAST_UPDATE_DATE	NOT NULL	DATE	Standard Who Column
LAST_UPDATED_BY	NOT NULL	NUMBER(15)	Standard Who Column
CREATION_DATE	NOT NULL	DATE	Standard Who Column
CREATED_BY	NOT NULL	NUMBER(15)	Standard Who Column
LAST_UPDATE_LOGIN	NULL	NUMBER(15)	Standard Who Column
REQUEST_ID	NULL	NUMBER(15)	Standard Who Column
PROGRAM_APPLICATION_ID	NULL	NUMBER(15)	Standard Who Column
PROGRAM_ID	NULL	NUMBER(15)	Standard Who Column
PROGRAM_UPDATE_DATE	NULL	DATE	Standard Who Column
STATUS_CODE	NULL	VARCHAR2(1)	The flag that indicates whether this row has any updates or not.

Indexes

Index Name	Index Type	Sequence	Column Name
PA_ALL_SRVC_TYPES_IT_U1	UNIQUE	1	ALL_SERVICE_TYPES

PA_BGT_TYPES_IT

PA_BGT_TYPES_IT stores information about budget types for Oracle Project Analysis Collection Pack.

Column Descriptions

Name	Null?	Type	Description
BUDGET_TYPE_CODE (PK)	NOT NULL	VARCHAR2(30)	The Identifier of the Budget Type used for Oracle Project Analysis Collection Pack
BUDGET_TYPE	NOT NULL	VARCHAR2(30)	Budget Type of the Budgets used for Oracle Project Analysis Collection Pack
LAST_UPDATE_DATE	NOT NULL	DATE	Standard Who Column
LAST_UPDATED_BY	NOT NULL	NUMBER(15)	Standard Who Column
CREATION_DATE	NOT NULL	DATE	Standard Who Columns
CREATED_BY	NOT NULL	NUMBER(15)	Standard Who Column
USER_COL1	NULL	VARCHAR2(30)	Column that can be used to store user customizations
USER_COL2	NULL	VARCHAR2(30)	Column that can be used to store user customizations
USER_COL3	NULL	VARCHAR2(30)	Column that can be used to store user customizations
USER_COL4	NULL	VARCHAR2(30)	Column that can be used to store user customizations
USER_COL5	NULL	VARCHAR2(30)	Column that can be used to store user customizations
USER_COL6	NULL	VARCHAR2(30)	Column that can be used to store user customizations
USER_COL7	NULL	VARCHAR2(30)	Column that can be used to store user customizations
USER_COL8	NULL	VARCHAR2(30)	Column that can be used to store user customizations
USER_COL9	NULL	VARCHAR2(30)	Column that can be used to store user customizations
USER_COL10	NULL	VARCHAR2(30)	Column that can be used to store user customizations
LAST_UPDATE_LOGIN	NULL	NUMBER(15)	Standard Who Column
REQUEST_ID	NULL	NUMBER(15)	Standard Who Column
PROGRAM_APPLICATION_ID	NULL	NUMBER(15)	Standard Who Column
PROGRAM_ID	NULL	NUMBER(15)	Standard Who Column
PROGRAM_UPDATE_DATE	NULL	DATE	Standard Who Column
STATUS_CODE	NULL	VARCHAR2(1)	The flag that indicates whether this row has any updates or not.

Indexes

Index Name	Index Type	Sequence	Column Name
PA_BGT_TYPES_IT_U1	UNIQUE	1	BUDGET_TYPE_CODE

PA_CLASS_CATGS_IT

PA_CLASS_CATGS_IT stores information about the class categories for Oracle Project Analysis Collection Pack.

Column Descriptions

Name	Null?	Type	Description
CLASS_CATEGORY (PK)	NOT NULL	VARCHAR2(30)	The Identifier of Class Category used for Oracle Project Analysis Collection Pack
LAST_UPDATE_DATE	NOT NULL	DATE	Standard Who Column
LAST_UPDATED_BY	NOT NULL	NUMBER(15)	Standard Who Column
CREATION_DATE	NOT NULL	DATE	Standard Who Column
CREATED_BY	NOT NULL	NUMBER(15)	Standard Who Column
DESCRIPTION	NULL	VARCHAR2(80)	Description of Class Category used for Oracle Project Analysis Collection Pack
USER_COL1	NULL	VARCHAR2(30)	Column that can be used to store user customizations
USER_COL2	NULL	VARCHAR2(30)	Column that can be used to store user customizations
USER_COL3	NULL	VARCHAR2(30)	Column that can be used to store user customizations
USER_COL4	NULL	VARCHAR2(30)	Column that can be used to store user customizations
USER_COL5	NULL	VARCHAR2(30)	Column that can be used to store user customizations
USER_COL6	NULL	VARCHAR2(30)	Column that can be used to store user customizations
USER_COL7	NULL	VARCHAR2(30)	Column that can be used to store user customizations
USER_COL8	NULL	VARCHAR2(30)	Column that can be used to store user customizations
USER_COL9	NULL	VARCHAR2(30)	Column that can be used to store user customizations
USER_COL10	NULL	VARCHAR2(30)	Column that can be used to store user customizations
LAST_UPDATE_LOGIN	NULL	NUMBER(15)	Standard Who Column
REQUEST_ID	NULL	NUMBER(15)	Standard Who Column
PROGRAM_APPLICATION_ID	NULL	NUMBER(15)	Standard Who Column
PROGRAM_ID	NULL	NUMBER(15)	Standard Who Column
PROGRAM_UPDATE_DATE	NULL	DATE	Standard Who Column
STATUS_CODE	NULL	VARCHAR2(1)	The flag that indicates whether this row has any updates or not.

Indexes

Index Name	Index Type	Sequence	Column Name
PA_CLASS_CATGS_IT_U1	UNIQUE	1	CLASS_CATEGORY

PA_CLASS_CODES_IT

PA_CLASS_CODES_IT stores information about class codes for Oracle Project Analysis Collection Pack.

Foreign Keys

Primary Key Table	Primary Key Column	Foreign Key Column
PA_CLASS_CATGS_IT	CLASS_CATEGORY	CLASS_CATEGORY

Column Descriptions

Name	Null?	Type	Description
CLASS_CATEGORY (PK)	NOT NULL	VARCHAR2(30)	The Identifier for Class Category for which the class code belongs
CLASS_CODE (PK)	NOT NULL	VARCHAR2(30)	The class code for the given class category used for Oracle Project Analysis Collection Pack
LAST_UPDATE_DATE	NOT NULL	DATE	Standard Who Column
LAST_UPDATED_BY	NOT NULL	NUMBER(15)	Standard Who Column
CREATION_DATE	NOT NULL	DATE	Standard Who Column
CREATED_BY	NOT NULL	NUMBER(15)	Standard Who Column
DESCRIPTION	NULL	VARCHAR2(250)	Description of the class code within the given class category for Oracle Projects Warehouse
USER_COL1	NULL	VARCHAR2(30)	Column that can be used to store user customizations
USER_COL2	NULL	VARCHAR2(30)	Column that can be used to store user customizations
USER_COL3	NULL	VARCHAR2(30)	Column that can be used to store user customizations
USER_COL4	NULL	VARCHAR2(30)	Column that can be used to store user customizations
USER_COL5	NULL	VARCHAR2(30)	Column that can be used to store user customizations
USER_COL6	NULL	VARCHAR2(30)	Column that can be used to store user customizations
USER_COL7	NULL	VARCHAR2(30)	Column that can be used to store user customizations
USER_COL8	NULL	VARCHAR2(30)	Column that can be used to store user customizations
USER_COL9	NULL	VARCHAR2(30)	Column that can be used to store user customizations
USER_COL10	NULL	VARCHAR2(30)	Column that can be used to store user customizations
LAST_UPDATE_LOGIN	NULL	NUMBER(15)	Standard Who Column
REQUEST_ID	NULL	NUMBER(15)	Standard Who Column
PROGRAM_APPLICATION_ID	NULL	NUMBER(15)	Standard Who Column
PROGRAM_ID	NULL	NUMBER(15)	Standard Who Column
PROGRAM_UPDATE_DATE	NULL	DATE	Standard Who Column
STATUS_CODE	NULL	VARCHAR2(1)	The flag that indicates whether this row has any updates or not.

Indexes

<u>Index Name</u>	<u>Index Type</u>	<u>Sequence</u>	<u>Column Name</u>
PA_CLASS_CODES_IT_U1	UNIQUE	1	CLASS_CATEGORY
		2	CLASS_CODE

PA_EXP_BUSINESS_GRP_IT

PA_EXP_BUSINESS_GRP_IT store information about the business groups for expenditure organizations for Oracle Project Analysis Collection Pack.

Column Descriptions

Name	Null?	Type	Description
BUSINESS_GROUP (PK)	NOT NULL	VARCHAR2(60)	The Business Group for the given Expenditure Organization
LAST_UPDATE_DATE	NOT NULL	DATE	Standard Who Column
LAST_UPDATED_BY	NOT NULL	NUMBER(15)	Standard Who Column
CREATION_DATE	NOT NULL	DATE	Standard Who Column
CREATED_BY	NOT NULL	NUMBER(15)	Standard Who Column
LAST_UPDATE_LOGIN	NULL	NUMBER(15)	Standard Who Column
REQUEST_ID	NULL	NUMBER(15)	Standard Who Column
PROGRAM_APPLICATION_ID	NULL	NUMBER(15)	Standard Who Column
PROGRAM_ID	NULL	NUMBER(15)	Standard Who Column
PROGRAM_UPDATE_DATE	NULL	DATE	Standard Who Column
STATUS_CODE	NULL	VARCHAR2(1)	The flag that indicates whether this row has any updates or not.

Indexes

Index Name	Index Type	Sequence	Column Name
PA_EXP_BUSINESS_GRP_IT_U1	UNIQUE	1	BUSINESS_GROUP

PA_EXP_ORGS_IT

PA_EXP_ORGS_IT stores information about expenditure organizations for Oracle Project Analysis Collection Pack.

Foreign Keys

Primary Key Table	Primary Key Column	Foreign Key Column
PA_EXP_BUSINESS_GRPES_IT	BUSINESS_GROUP	BUSINESS_GROUP

Column Descriptions

Name	Null?	Type	Description
ORGANIZATION_ID (PK)	NOT NULL	NUMBER(15)	Organization Id of the Expenditure Organizations for Oracle Projects Warehouse
ORGANIZATION	NOT NULL	VARCHAR2(60)	Organization Name of the given Expenditure Organization
BUSINESS_GROUP	NOT NULL	VARCHAR2(60)	The Business Group of the given Expenditure Organization
LAST_UPDATE_DATE	NOT NULL	DATE	Standard Who Column
LAST_UPDATED_BY	NOT NULL	NUMBER(15)	Standard Who Column
CREATION_DATE	NOT NULL	DATE	Standard Who Column
CREATED_BY	NOT NULL	NUMBER(15)	Standard Who Column
USER_COL1	NULL	VARCHAR2(30)	Column that can be used to store user customizations
USER_COL2	NULL	VARCHAR2(30)	Column that can be used to store user customizations
USER_COL3	NULL	VARCHAR2(30)	Column that can be used to store user customizations
USER_COL4	NULL	VARCHAR2(30)	Column that can be used to store user customizations
USER_COL5	NULL	VARCHAR2(30)	Column that can be used to store user customizations
USER_COL6	NULL	VARCHAR2(30)	Column that can be used to store user customizations
USER_COL7	NULL	VARCHAR2(30)	Column that can be used to store user customizations
USER_COL8	NULL	VARCHAR2(30)	Column that can be used to store user customizations
USER_COL9	NULL	VARCHAR2(30)	Column that can be used to store user customizations
USER_COL10	NULL	VARCHAR2(30)	Column that can be used to store user customizations
LAST_UPDATE_LOGIN	NULL	NUMBER(15)	Standard Who Column
REQUEST_ID	NULL	NUMBER(15)	Standard Who Column
PROGRAM_APPLICATION_ID	NULL	NUMBER(15)	Standard Who Column
PROGRAM_ID	NULL	NUMBER(15)	Standard Who Column
PROGRAM_UPDATE_DATE	NULL	DATE	Standard Who Column
STATUS_CODE	NULL	VARCHAR2(1)	The flag that indicates whether this row has any updates or not.

Indexes

Index Name	Index Type	Sequence	Column Name
PA_EXP_ORGS_IT_U1	UNIQUE	1	ORGANIZATION_ID

PA_EXP_TYPES_IT

PA_EXP_TYPES_IT stores information about expenditure types for Oracle Project Analysis Collection Pack.

Foreign Keys

Primary Key Table	Primary Key Column	Foreign Key Column
PA_ALL_EXP_TYPES_IT	ALL_EXPENDITURE_TYPES	ALL_EXPENDITURE_TYPES

Column Descriptions

Name	Null?	Type	Description
EXPENDITURE_TYPE (PK)	NOT NULL	VARCHAR2(30)	Expenditure Type for Oracle Project Analysis Collection Pack
ALL_EXPENDITURE_TYPES	NOT NULL	VARCHAR2(30)	Top level dimension Value for Standard Hierarchy for Expenditure Type Dimension
EXPENDITURE_CATEGORY	NOT NULL	VARCHAR2(30)	Expenditure Category Code for the given expenditure type
REVENUE_CATEGORY_CODE	NOT NULL	VARCHAR2(30)	Revenue Category Code for the given expenditure type
UNIT_OF_MEASURE	NOT NULL	VARCHAR2(30)	Unit Of Measure for the given expenditure type
LAST_UPDATE_DATE	NOT NULL	DATE	Standard Who Column
LAST_UPDATED_BY	NOT NULL	NUMBER(15)	Standard Who Column
CREATION_DATE	NOT NULL	DATE	Standard Who Column
CREATED_BY	NOT NULL	NUMBER(15)	Standard Who Column
DESCRIPTION	NULL	VARCHAR2(250)	Description for the given expenditure type
USER_COL1	NULL	VARCHAR2(30)	Column that can be used to store user customizations
USER_COL2	NULL	VARCHAR2(30)	Column that can be used to store user customizations
USER_COL3	NULL	VARCHAR2(30)	Column that can be used to store user customizations
USER_COL4	NULL	VARCHAR2(30)	Column that can be used to store user customizations
USER_COL5	NULL	VARCHAR2(30)	Column that can be used to store user customizations
USER_COL6	NULL	VARCHAR2(30)	Column that can be used to store user customizations
USER_COL7	NULL	VARCHAR2(30)	Column that can be used to store user customizations
USER_COL8	NULL	VARCHAR2(30)	Column that can be used to store user customizations
USER_COL9	NULL	VARCHAR2(30)	Column that can be used to store user customizations
USER_COL10	NULL	VARCHAR2(30)	Column that can be used to store user customizations
LAST_UPDATE_LOGIN	NULL	NUMBER(15)	Standard Who Column
REQUEST_ID	NULL	NUMBER(15)	Standard Who Column
PROGRAM_APPLICATION_ID	NULL	NUMBER(15)	Standard Who Column
PROGRAM_ID	NULL	NUMBER(15)	Standard Who Column
PROGRAM_UPDATE_DATE	NULL	DATE	Standard Who Column
STATUS_CODE	NULL	VARCHAR2(1)	The flag that indicates whether this row has any updates or not.

Indexes

<u>Index Name</u>	<u>Index Type</u>	<u>Sequence</u>	<u>Column Name</u>
PA_EXP_TYPES_IT_U1	UNIQUE	1	EXPENDITURE_TYPE

PA_FINANCIAL_QTRS_IT

PA_FINANCIAL_QTRS_IT stores information about financial quarters for Oracle Project Analysis Collection Pack. This table provides information for the financial quarter level for the standard hierarchy on the time dimension.

Foreign Keys

Primary Key Table	Primary Key Column	Foreign Key Column
PA_FINANCIAL_YRS_IT	FINANCIAL_YEAR	FINANCIAL_YEAR

Column Descriptions

Name	Null?	Type	Description
FINANCIAL_QUARTER (PK)	NOT NULL	VARCHAR2(15)	The identifier of the Financial Quarter for the Time dimension
FINANCIAL_YEAR	NOT NULL	NUMBER(15)	The identifier of the Year for which the Financial Quarter belongs
LAST_UPDATE_DATE	NOT NULL	DATE	Standard Who Column
LAST_UPDATED_BY	NOT NULL	NUMBER(15)	Standard Who Column
CREATION_DATE	NOT NULL	DATE	Standard Who Column
CREATED_BY	NOT NULL	NUMBER(15)	Standard Who Column
LAST_UPDATE_LOGIN	NULL	NUMBER(15)	Standard Who Column
REQUEST_ID	NULL	NUMBER(15)	Standard Who Column
PROGRAM_APPLICATION_ID	NULL	NUMBER(15)	Standard Who Column
PROGRAM_ID	NULL	NUMBER(15)	Standard Who Column
PROGRAM_UPDATE_DATE	NULL	DATE	Standard Who Column
STATUS_CODE	NULL	VARCHAR2(1)	The flag that indicates whether this row has any updates or not.
START_DATE	NULL	DATE	Start date for the period
END_DATE	NULL	DATE	End date for the period
TIMESPAN	NULL	NUMBER(15)	Timespan for the period

Indexes

Index Name	Index Type	Sequence	Column Name
PA_FINANCIAL_QTRS_IT_U1	UNIQUE	1	FINANCIAL_QUARTER

PA_FINANCIAL_YRS_IT

PA_FINANCIAL_YRS_IT stores information about financial years for Oracle Project Analysis Collection Pack. This table provides information for the financial year level for the standard hierarchy on the time dimension.

Foreign Keys

Primary Key Table	Primary Key Column	Foreign Key Column
PA_ALL_FINANCIAL_YRS_IT	ALL_FINANCIAL_YEARS	ALL_FINANCIAL_YEARS

Column Descriptions

Name	Null?	Type	Description
FINANCIAL_YEAR (PK)	NOT NULL	NUMBER(15)	The Identifier of the Financial Year for Time Dimension
ALL_FINANCIAL_YEARS	NOT NULL	VARCHAR2(30)	The Dimension Value for the top level for Standard Hierarchy for Time dimension
LAST_UPDATE_DATE	NOT NULL	DATE	Standard Who Column
LAST_UPDATED_BY	NOT NULL	NUMBER(15)	Standard Who Column
CREATION_DATE	NOT NULL	DATE	Standard Who Column
CREATED_BY	NOT NULL	NUMBER(15)	Standard Who Column
LAST_UPDATE_LOGIN	NULL	NUMBER(15)	Standard Who Column
REQUEST_ID	NULL	NUMBER(15)	Standard Who Column
PROGRAM_APPLICATION_ID	NULL	NUMBER(15)	Standard Who Column
PROGRAM_ID	NULL	NUMBER(15)	Standard Who Column
PROGRAM_UPDATE_DATE	NULL	DATE	Standard Who Column
STATUS_CODE	NULL	VARCHAR2(1)	The flag that indicates whether this row has any updates or not.
START_DATE	NULL	DATE	Start date for the period
END_DATE	NULL	DATE	End date for the period
TIMESPAN	NULL	NUMBER(15)	Timespan for the period

Indexes

Index Name	Index Type	Sequence	Column Name
PA_FINANCIAL_YRS_IT_U1	UNIQUE	1	FINANCIAL_YEAR

PA_GL_PERIODS_IT

PA_GL_PERIODS_IT stores information about the GL periods for Oracle Project Analysis Collection Pack. This table provides information for the GL period level for the standard hierarchy on the time dimension.

Foreign Keys

Primary Key Table	Primary Key Column	Foreign Key Column
PA_FINANCIAL_QTRS_IT	FINANCIAL_QUARTER	FINANCIAL_QUARTER

Column Descriptions

Name	Null?	Type	Description
GL_PERIOD (PK)	NOT NULL	VARCHAR2(15)	The identifier of the GL period for the Time Dimension
FINANCIAL_QUARTER	NOT NULL	VARCHAR2(15)	The identifier of the Financial Quarter for which this GL period belongs
LAST_UPDATE_DATE	NOT NULL	DATE	Standard Who Column
LAST_UPDATED_BY	NOT NULL	NUMBER(15)	Standard Who Column
CREATION_DATE	NOT NULL	DATE	Standard Who Column
CREATED_BY	NOT NULL	NUMBER(15)	Standard Who Column
LAST_UPDATE_LOGIN	NULL	NUMBER(15)	Standard Who Column
REQUEST_ID	NULL	NUMBER(15)	Standard Who Column
PROGRAM_APPLICATION_ID	NULL	NUMBER(15)	Standard Who Column
PROGRAM_ID	NULL	NUMBER(15)	Standard Who Column
PROGRAM_UPDATE_DATE	NULL	DATE	Standard Who Column
STATUS_CODE	NULL	VARCHAR2(1)	The flag that indicates whether this row has any updates or not.
START_DATE	NULL	DATE	Start date for the period
END_DATE	NULL	DATE	End date for the period
TIMESPAN	NULL	NUMBER(15)	Timespan for the period

Indexes

Index Name	Index Type	Sequence	Column Name
PA_GL_PERIODS_IT_U1	UNIQUE	1	GL_PERIOD

PA_LEGAL_ENTITY_IT

PA_LEGAL_ENTITY_IT stores information about the legal entities for Oracle Project Analysis Collection Pack. This table provides information for the legal entity level for the standard hierarchy on the operating unit dimension.

Foreign Keys

Primary Key Table	Primary Key Column	Foreign Key Column
PA_SET_OF_BOOKS_IT	SET_OF_BOOK	SET_OF_BOOK

Column Descriptions

Name	Null?	Type	Description
LEGAL_ENTITY (PK)	NOT NULL	VARCHAR2(60)	The Name of the Legal Entity for Oracle Project Analysis Collection Pack
SET_OF_BOOK	NOT NULL	VARCHAR2(30)	The identifier of Set Of Books for which this legal entity belongs
LAST_UPDATE_DATE	NOT NULL	DATE	Standard Who Column
LAST_UPDATED_BY	NOT NULL	NUMBER(15)	Standard Who Column
CREATION_DATE	NOT NULL	DATE	Standard Who Column
CREATED_BY	NOT NULL	NUMBER(15)	Standard Who Column
LAST_UPDATE_LOGIN	NULL	NUMBER(15)	Standard Who Column
REQUEST_ID	NULL	NUMBER(15)	Standard Who Column
PROGRAM_APPLICATION_ID	NULL	NUMBER(15)	Standard Who Column
PROGRAM_ID	NULL	NUMBER(15)	Standard Who Column
PROGRAM_UPDATE_DATE	NULL	DATE	Standard Who Column
STATUS_CODE	NULL	VARCHAR2(1)	The flag that indicates whether this row has any updates or not.

Indexes

Index Name	Index Type	Sequence	Column Name
PA_LEGAL_ENTITY_IT_U1	UNIQUE	1	LEGAL_ENTITY

PA_LOWEST_RLMEM_IT

PA_LOWEST_RLMEM_IT stores information about the lowest level of resources for Oracle Project Analysis Collection Pack. This table provides information for the lowest level resource for the standard hierarchy on the resource dimension. The resources with no child at group level are also created in this table.

Foreign Keys

Primary Key Table	Primary Key Column	Foreign Key Column
PA_TOP_RLMEM_IT	RESOURCE_LIST_MEMBER_ID	PARENT_MEMBER_ID

Column Descriptions

Name	Null?	Type	Description
RESOURCE_LIST_MEMBER_ID (PK)	NOT NULL	NUMBER(15)	The identifier of the resource list member at lowest level of resource
PARENT_MEMBER_ID	NOT NULL	NUMBER(15)	The identifier of the resource at group level for which this lowest level resource belongs
LAST_UPDATE_DATE	NOT NULL	DATE	Standard Who Column
LAST_UPDATED_BY	NOT NULL	NUMBER(15)	Standard Who Column
CREATION_DATE	NOT NULL	DATE	Standard Who Column
CREATED_BY	NOT NULL	NUMBER(15)	Standard Who Column
NAME	NULL	VARCHAR2(240)	The Name of the Resource
ALIAS	NULL	VARCHAR2(70)	The alias for the resource
USER_COL1	NULL	VARCHAR2(30)	Column that can be used to store user customizations
USER_COL2	NULL	VARCHAR2(30)	Column that can be used to store user customizations
USER_COL3	NULL	VARCHAR2(30)	Column that can be used to store user customizations
USER_COL4	NULL	VARCHAR2(30)	Column that can be used to store user customizations
USER_COL5	NULL	VARCHAR2(30)	Column that can be used to store user customizations
USER_COL6	NULL	VARCHAR2(30)	Column that can be used to store user customizations
USER_COL7	NULL	VARCHAR2(30)	Column that can be used to store user customizations
USER_COL8	NULL	VARCHAR2(30)	Column that can be used to store user customizations
USER_COL9	NULL	VARCHAR2(30)	Column that can be used to store user customizations
USER_COL10	NULL	VARCHAR2(30)	Column that can be used to store user customizations
LAST_UPDATE_LOGIN	NULL	NUMBER(15)	Standard Who Column
REQUEST_ID	NULL	NUMBER(15)	Standard Who Column
PROGRAM_APPLICATION_ID	NULL	NUMBER(15)	Standard Who Column
PROGRAM_ID	NULL	NUMBER(15)	Standard Who Column
PROGRAM_UPDATE_DATE	NULL	DATE	Standard Who Column
STATUS_CODE	NULL	VARCHAR2(1)	The flag that indicates whether this row has any updates or not.

Indexes

<u>Index Name</u>	<u>Index Type</u>	<u>Sequence</u>	<u>Column Name</u>
PA_LOWEST_RLMEM_IT_U1	UNIQUE	1	RESOURCE_LIST_MEMBER_ID

PA_LOWEST_TASKS_IT

PA_LOWEST_TASKS_IT stores the lowest level task information for Oracle Project Analysis Collection Pack.

Column Descriptions

Name	Null?	Type	Description
TASK_ID	NOT NULL	NUMBER(15)	The identifier of the lowest task
TOP_TASK_ID	NOT NULL	NUMBER(15)	The identifier of the top task to which the lowest task belongs
TASK_NUMBER	NOT NULL	VARCHAR2(25)	The task number of the lowest level task
TASK_NAME	NOT NULL	VARCHAR2(20)	The task name of the lowest level task
CARRYING_OUT_ORGANIZATION_ID	NOT NULL	NUMBER(15)	The identifier of the organization responsible for the project
LAST_UPDATE_DATE	NOT NULL	DATE	Standard Who Column
LAST_UPDATED_BY	NOT NULL	NUMBER(15)	Standard Who Column
CREATION_DATE	NOT NULL	DATE	Standard Who Column
CREATED_BY	NOT NULL	NUMBER(15)	Standard Who Column
SERVICE_TYPE_CODE	NULL	VARCHAR2(30)	The service type code used for the task
DESCRIPTION	NULL	VARCHAR2(250)	The description of the task
USER_COL1	NULL	VARCHAR2(30)	Column that can be used to store user customizations
USER_COL2	NULL	VARCHAR2(30)	Column that can be used to store user customizations
USER_COL3	NULL	VARCHAR2(30)	Column that can be used to store user customizations
USER_COL4	NULL	VARCHAR2(30)	Column that can be used to store user customizations
USER_COL5	NULL	VARCHAR2(30)	Column that can be used to store user customizations
USER_COL6	NULL	VARCHAR2(30)	Column that can be used to store user customizations
USER_COL7	NULL	VARCHAR2(30)	Column that can be used to store user customizations
USER_COL8	NULL	VARCHAR2(30)	Column that can be used to store user customizations
USER_COL9	NULL	VARCHAR2(30)	Column that can be used to store user customizations
USER_COL10	NULL	VARCHAR2(30)	Column that can be used to store user customizations
LAST_UPDATE_LOGIN	NULL	NUMBER(15)	Standard Who Column
REQUEST_ID	NULL	NUMBER(15)	Standard Who Column
PROGRAM_APPLICATION_ID	NULL	NUMBER(15)	Standard Who Column
PROGRAM_ID	NULL	NUMBER(15)	Standard Who Column
PROGRAM_UPDATE_DATE	NULL	DATE	Standard Who Column
STATUS_CODE	NULL	VARCHAR2(1)	The flag that indicates whether this row has any updates or not

Indexes

Index Name	Index Type	Sequence	Column Name
PA_LOWEST_TASKS_IT_U1	UNIQUE	1	TASK_ID

PA_OPER_UNITS_IT

PA_OPER_UNITS_IT stores information about the operating units for Oracle Project Analysis Collection Pack. This table provides information for the operating unit level for the standard hierarchy on the operating unit dimension.

Foreign Keys

Primary Key Table	Primary Key Column	Foreign Key Column
PA_LEGAL_ENTITY_IT	LEGAL_ENTITY	LEGAL_ENTITY
PA_SET_OF_BOOKS_IT	SET_OF_BOOK	SET_OF_BOOK

Column Descriptions

Name	Null?	Type	Description
ORGANIZATION_ID (PK)	NOT NULL	NUMBER(15)	The Identifier of the Operating Unit
ORGANIZATION	NOT NULL	VARCHAR2(60)	The Name of the Operating Unit
LEGAL_ENTITY	NOT NULL	VARCHAR2(60)	The identifier of the legal entity for which this operating unit belongs
SET_OF_BOOK	NOT NULL	VARCHAR2(30)	The identifier of the set of books for which this row belongs
LAST_UPDATE_DATE	NOT NULL	DATE	Standard Who Column
LAST_UPDATED_BY	NOT NULL	NUMBER(15)	Standard Who Column
CREATION_DATE	NOT NULL	DATE	Standard Who Column
CREATED_BY	NOT NULL	NUMBER(15)	Standard Who Column
USER_COL1	NULL	VARCHAR2(30)	Column that can be used to store user customizations
USER_COL2	NULL	VARCHAR2(30)	Column that can be used to store user customizations
USER_COL3	NULL	VARCHAR2(30)	Column that can be used to store user customizations
USER_COL4	NULL	VARCHAR2(30)	Column that can be used to store user customizations
USER_COL5	NULL	VARCHAR2(30)	Column that can be used to store user customizations
USER_COL6	NULL	VARCHAR2(30)	Column that can be used to store user customizations
USER_COL7	NULL	VARCHAR2(30)	Column that can be used to store user customizations
USER_COL8	NULL	VARCHAR2(30)	Column that can be used to store user customizations
USER_COL9	NULL	VARCHAR2(30)	Column that can be used to store user customizations
USER_COL10	NULL	VARCHAR2(30)	Column that can be used to store user customizations
LAST_UPDATE_LOGIN	NULL	NUMBER(15)	Standard Who Column
REQUEST_ID	NULL	NUMBER(15)	Standard Who Column
PROGRAM_APPLICATION_ID	NULL	NUMBER(15)	Standard Who Column
PROGRAM_ID	NULL	NUMBER(15)	Standard Who Column
PROGRAM_UPDATE_DATE	NULL	DATE	Standard Who Column
STATUS_CODE	NULL	VARCHAR2(1)	The flag that indicates whether this row has any updates or not.

Indexes

<u>Index Name</u>	<u>Index Type</u>	<u>Sequence</u>	<u>Column Name</u>
PA_OPER_UNITS_IT_U1	UNIQUE	1	ORGANIZATION_ID

PA_ORGS_IT

PA_ORGS_IT stores information about organizations for Oracle Project Analysis Collection Pack.

Column Descriptions

Name	Null?	Type	Description
ORGANIZATION_ID (PK)	NOT NULL	NUMBER(15)	The Identifier of the Organization used for Oracle Project Analysis Collection Pack
ORGANIZATION	NOT NULL	VARCHAR2(60)	The Name of the Organization
BUSINESS_GROUP	NOT NULL	VARCHAR2(60)	The Name of the Business Group for which this organization belongs
LAST_UPDATE_DATE	NOT NULL	DATE	Standard Who Column
LAST_UPDATED_BY	NOT NULL	NUMBER(15)	Standard Who Column
CREATION_DATE	NOT NULL	DATE	Standard Who Column
CREATED_BY	NOT NULL	NUMBER(15)	Standard Who Column
USER_COL1	NULL	VARCHAR2(30)	Column that can be used to store user customizations
USER_COL2	NULL	VARCHAR2(30)	Column that can be used to store user customizations
USER_COL3	NULL	VARCHAR2(30)	Column that can be used to store user customizations
USER_COL4	NULL	VARCHAR2(30)	Column that can be used to store user customizations
USER_COL5	NULL	VARCHAR2(30)	Column that can be used to store user customizations
USER_COL6	NULL	VARCHAR2(30)	Column that can be used to store user customizations
USER_COL7	NULL	VARCHAR2(30)	Column that can be used to store user customizations
USER_COL8	NULL	VARCHAR2(30)	Column that can be used to store user customizations
USER_COL9	NULL	VARCHAR2(30)	Column that can be used to store user customizations
USER_COL10	NULL	VARCHAR2(30)	Column that can be used to store user customizations
LAST_UPDATE_LOGIN	NULL	NUMBER(15)	Standard Who Column
REQUEST_ID	NULL	NUMBER(15)	Standard Who Column
PROGRAM_APPLICATION_ID	NULL	NUMBER(15)	Standard Who Column
PROGRAM_ID	NULL	NUMBER(15)	Standard Who Column
PROGRAM_UPDATE_DATE	NULL	DATE	Standard Who Column
STATUS_CODE	NULL	VARCHAR2(1)	The flag that indicates whether this row has any updates or not.

Indexes

Index Name	Index Type	Sequence	Column Name
PA_ORGS_IT_U1	UNIQUE	1	ORGANIZATION_ID

PA_PERIODS_IT

PA_PERIODS_IT stores information about PA periods for Oracle Project Analysis Collection Pack. This table provides information for the PA periods level for the standard hierarchy on the time dimension.

Foreign Keys

Primary Key Table	Primary Key Column	Foreign Key Column
PA_ALL_FINANCIAL_YRS_IT	ALL_FINANCIAL_YEARS	ALL_FINANCIAL_YEARS
PA_FINANCIAL_QTRS_IT	FINANCIAL_QUARTER	FINANCIAL_QUARTER
PA_FINANCIAL_YRS_IT	FINANCIAL_YEAR	FINANCIAL_YEAR
PA_GL_PERIODS_IT	GL_PERIOD	GL_PERIOD

Column Descriptions

Name	Null?	Type	Description
PA_PERIOD_KEY (PK)	NOT NULL	VARCHAR2(40)	The Identifier of the PA period row, which uniquely identifies this row. This column is created by concatenating the PA period name and the set of book id with hyphen
PA_PERIOD	NOT NULL	VARCHAR2(20)	The Name of the PA period
GL_PERIOD	NOT NULL	VARCHAR2(15)	The identifier of the GL period this row belongs
FINANCIAL_QUARTER	NOT NULL	VARCHAR2(15)	The identifier of the financial quarter this row belongs
FINANCIAL_YEAR	NOT NULL	NUMBER(15)	The identifier of the financial year this row belongs
ALL_FINANCIAL_YEARS	NOT NULL	VARCHAR2(30)	The top level dimension value for Time dimension
LAST_UPDATE_DATE	NOT NULL	DATE	Standard Who Column
LAST_UPDATED_BY	NOT NULL	NUMBER(15)	Standard Who Column
CREATION_DATE	NOT NULL	DATE	Standard Who Column
CREATED_BY	NOT NULL	NUMBER(15)	Standard Who Column
USER_COL1	NULL	VARCHAR2(30)	Column that can be used to store user customizations
USER_COL2	NULL	VARCHAR2(30)	Column that can be used to store user customizations
USER_COL3	NULL	VARCHAR2(30)	Column that can be used to store user customizations
USER_COL4	NULL	VARCHAR2(30)	Column that can be used to store user customizations
USER_COL5	NULL	VARCHAR2(30)	Column that can be used to store user customizations
USER_COL6	NULL	VARCHAR2(30)	Column that can be used to store user customizations
USER_COL7	NULL	VARCHAR2(30)	Column that can be used to store user customizations
USER_COL8	NULL	VARCHAR2(30)	Column that can be used to store user customizations
USER_COL9	NULL	VARCHAR2(30)	Column that can be used to store user customizations
USER_COL10	NULL	VARCHAR2(30)	Column that can be used to store user customizations
LAST_UPDATE_LOGIN	NULL	NUMBER(15)	Standard Who Column

REQUEST_ID	NULL	NUMBER(15)	Standard Who Column
PROGRAM_APPLICATION_ID	NULL	NUMBER(15)	Standard Who Column
PROGRAM_ID	NULL	NUMBER(15)	Standard Who Column

Column Descriptions (Continued)

<u>Name</u>	<u>Null?</u>	<u>Type</u>	<u>Description</u>
PROGRAM_UPDATE_DATE	NULL	DATE	Standard Who Column
STATUS_CODE	NULL	VARCHAR2(1)	The flag that indicates whether this row has any updates or not.
START_DATE	NULL	DATE	Start date for the period
END_DATE	NULL	DATE	End date for the period
TIMESPAN	NULL	NUMBER(15)	Time span for the period

Indexes

<u>Index Name</u>	<u>Index Type</u>	<u>Sequence</u>	<u>Column Name</u>
PA_PERIODS_IT_U1	UNIQUE	1	PA_PERIOD_KEY

PA_PRJ_ACT_CMT_IT_ALL

PA_PRJ_ACT_CMT_IT_ALL stores information about project level actuals and commitments for Oracle Project Analysis Collection Pack.

Foreign Keys

Primary Key Table	Primary Key Column	Foreign Key Column
PA_EXP_ORGS_IT	ORGANIZATION_ID	EXPENSE_ORGANIZATION_ID
PA_EXP_TYPES_IT	EXPENDITURE_TYPE	EXPENDITURE_TYPE
PA_LOWEST_RLMEM_IT	RESOURCE_LIST_MEMBER_ID	RESOURCE_LIST_MEMBER_ID
PA_OPER_UNITS_IT	ORGANIZATION_ID	ORG_ID
PA_PERIODS_IT	PA_PERIOD_KEY	PA_PERIOD_KEY
PA_PRJ_ORGS_IT	ORGANIZATION_ID	OWNER_ORGANIZATION_ID
PA_PROJECTS_IT_ALL	PROJECT_ID	PROJECT_ID
PA_SRVC_TYPES_IT	SERVICE_TYPE_CODE	SERVICE_TYPE_CODE

Column Descriptions

Name	Null?	Type	Description
PRJ_ACT_CMT_KEY (PK)	NOT NULL	VARCHAR2(500)	The identifier that uniquely identifies this row. Generated by concatenating project_id, pa_period_key, expense_organization_id, owner_organization_id, resource_list_member_id, service_type_code, and expenditure_type by '-'
PROJECT_ID	NOT NULL	NUMBER(15)	The Identifier of Projects for which this row belongs
PA_PERIOD_KEY	NOT NULL	VARCHAR2(40)	The Identifier of PA periods (PA_PERIODS_IT) for which this row belongs
LAST_UPDATE_DATE	NOT NULL	DATE	Standard Who Column
LAST_UPDATED_BY	NOT NULL	NUMBER(15)	Standard Who Column
CREATION_DATE	NOT NULL	DATE	Standard Who Column
CREATED_BY	NOT NULL	NUMBER(15)	Standard Who Column
EXPENSE_ORGANIZATION_ID	NULL	NUMBER(15)	The Identifier of Expense Organization for which this row belongs
OWNER_ORGANIZATION_ID	NULL	NUMBER(15)	The Identifier of Project Organization for which this row belongs
RESOURCE_LIST_MEMBER_ID	NULL	NUMBER(15)	The Identifier of Resource List Member for which this row belongs
SERVICE_TYPE_CODE	NULL	VARCHAR2(30)	The Identifier of Service Type for which this row belongs
EXPENDITURE_TYPE	NULL	VARCHAR2(30)	The Identifier of Expenditure Type for which this row belongs
USER_COL1	NULL	VARCHAR2(15)	Column that can be used to store user customizations for additional dimensions
USER_COL2	NULL	VARCHAR2(15)	Column that can be used to store user customizations for additional dimensions
USER_COL3	NULL	VARCHAR2(15)	Column that can be used to store user customizations for additional dimensions

Column Descriptions (Continued)

Name	Null?	Type	Description
USER_COL4	NULL	VARCHAR2(15)	Column that can be used to store user customizations for additional dimensions
USER_COL5	NULL	VARCHAR2(15)	Column that can be used to store user customizations for additional dimensions
USER_COL6	NULL	NUMBER	Column that can be used to store user customizations for additional measures
USER_COL7	NULL	NUMBER	Column that can be used to store user customizations for additional measures
USER_COL8	NULL	NUMBER	Column that can be used to store user customizations for additional measures
USER_COL9	NULL	NUMBER	Column that can be used to store user customizations for additional measures
USER_COL10	NULL	NUMBER	Column that can be used to store user customizations for additional measures
ACCUME_REVENUE	NULL	NUMBER	The actual accumulated revenue amount
ACCUME_RAW_COST	NULL	NUMBER	The actual accumulated raw cost amount
ACCUME_BURDENED_COST	NULL	NUMBER	The actual accumulated burdened cost amount
ACCUME_QUANTITY	NULL	NUMBER	The actual accumulated quantity
ACCUME_LABOR_HOURS	NULL	NUMBER	The actual accumulated labor hours
ACCUME_BILLABLE_RAW_COST	NULL	NUMBER	The actual accumulated billable raw cost amount
ACCUME_BILLABLE_BURDENED_COST	NULL	NUMBER	The actual accumulated billable burdened cost amount
ACCUME_BILLABLE_QUANTITY	NULL	NUMBER	The actual accumulated billable quantity
ACCUME_BILLABLE_LABOR_HOURS	NULL	NUMBER	The actual accumulated billable labor hours
ACCUME_CMT_RAW_COST	NULL	NUMBER	The accumulated commitment raw cost amount
ACCUME_CMT_BURDENED_COST	NULL	NUMBER	The accumulated commitment burdened cost amount
ACCUME_CMT_QUANTITY	NULL	NUMBER	The accumulated commitment quantity
UNIT_OF_MEASURE	NULL	VARCHAR2(30)	The unit of measure for actual quantity
LAST_UPDATE_LOGIN	NULL	NUMBER(15)	Standard Who Column
REQUEST_ID	NULL	NUMBER(15)	Standard Who Column
PROGRAM_APPLICATION_ID	NULL	NUMBER(15)	Standard Who Column
PROGRAM_ID	NULL	NUMBER(15)	Standard Who Column
PROGRAM_UPDATE_DATE	NULL	DATE	Standard Who Column
STATUS_CODE	NULL	VARCHAR2(1)	The flag that indicates whether this row has any updates or not.
ORG_ID	NULL	NUMBER(15)	Operating unit identifier for multi-organization installations

Indexes

<u>Index Name</u>	<u>Index Type</u>	<u>Sequence</u>	<u>Column Name</u>
PA_PRJ_ACT_CMT_IT_ALL_N1	NOT UNIQUE	1	PROJECT_ID
		2	PA_PERIOD_KEY
		3	RESOURCE_LIST_MEMBER_ID
PA_PRJ_ACT_CMT_IT_ALL_U1	UNIQUE	1	PRJ_ACT_CMT_KEY

Sequences

This table does not use a sequence.

PA_PRJ_BGT_LINES_IT_ALL

PA_PRJ_BGT_LINES_IT_ALL stores information about budgets at the project level for Oracle Project Analysis Collection Pack.

Foreign Keys

Primary Key Table	Primary Key Column	Foreign Key Column
PA_BGT_TYPES_IT	BUDGET_TYPE_CODE	BUDGET_TYPE_CODE
PA_EXP_TYPES_IT	EXPENDITURE_TYPE	EXPENDITURE_TYPE
PA_LOWEST_RLMEM_IT	RESOURCE_LIST_MEMBER_ID	RESOURCE_LIST_MEMBER_ID
PA_OPER_UNITS_IT	ORGANIZATION_ID	ORG_ID
PA_PERIODS_IT	PA_PERIOD_KEY	PA_PERIOD_KEY
PA_PRJ_ORGS_IT	ORGANIZATION_ID	OWNER_ORGANIZATION_ID
PA_PROJECTS_IT_ALL	PROJECT_ID	PROJECT_ID
PA_SRVC_TYPES_IT	SERVICE_TYPE_CODE	SERVICE_TYPE_CODE

Column Descriptions

Name	Null?	Type	Description
PRJ_BUDGET_LINE_KEY (PK)	NOT NULL	VARCHAR2(500)	The Identifier that uniquely identifies this row. Generated by concatenating project_id, pa_period_key, budget_type_code, Resource_list_member_id, service_type_code, owner_organization_id, and expenditure_type with '-'
PROJECT_ID	NOT NULL	NUMBER(15)	The identifier of the project for which this row belongs
PA_PERIOD_KEY	NOT NULL	VARCHAR2(40)	The Identifier of PA periods (PA_PERIODS_IT) for which this row belongs
BUDGET_TYPE_CODE	NOT NULL	VARCHAR2(30)	The identifier of Budget Type for this row belongs
LAST_UPDATE_DATE	NOT NULL	DATE	Standard Who Column
LAST_UPDATED_BY	NOT NULL	NUMBER(15)	Standard Who Column
CREATION_DATE	NOT NULL	DATE	Standard Who Column
CREATED_BY	NOT NULL	NUMBER(15)	Standard Who Column
RESOURCE_LIST_MEMBER_ID	NULL	NUMBER(15)	The Identifier of Resource List Member for which this row belongs
SERVICE_TYPE_CODE	NULL	VARCHAR2(30)	The Identifier of Service Type for which this row belongs
OWNER_ORGANIZATION_ID	NULL	NUMBER(15)	The Identifier of Project Organization for which this row belongs
EXPENDITURE_TYPE	NULL	VARCHAR2(30)	The Identifier of Expenditure Type for which this row belongs
USER_COL1	NULL	VARCHAR2(15)	Column that can be used to store user customizations for additional dimensions
USER_COL2	NULL	VARCHAR2(15)	Column that can be used to store user customizations for additional dimensions
USER_COL3	NULL	VARCHAR2(15)	Column that can be used to store user customizations for additional dimensions

Column Descriptions (Continued)

Name	Null?	Type	Description
USER_COL4	NULL	VARCHAR2(15)	Column that can be used to store user customizations for additional dimensions
USER_COL5	NULL	VARCHAR2(15)	Column that can be used to store user customizations for additional dimensions
USER_COL6	NULL	NUMBER	Column that can be used to store user customizations for additional measures
USER_COL7	NULL	NUMBER	Column that can be used to store user customizations for additional measures
USER_COL8	NULL	NUMBER	Column that can be used to store user customizations for additional measures
USER_COL9	NULL	NUMBER	Column that can be used to store user customizations for additional measures
USER_COL10	NULL	NUMBER	Column that can be used to store user customizations for additional measures
BGT_RAW_COST	NULL	NUMBER	The Budgeted raw cost amount
BGT_BURDENED_COST	NULL	NUMBER	The Budgeted burdened cost amount
BGT_REVENUE	NULL	NUMBER	The Budgeted revenue amount
BGT_QUANTITY	NULL	NUMBER	The Budgeted quantity
BGT_LABOR_QUANTITY	NULL	NUMBER	The Budgeted labor hours
BGT_UNIT_OF_MEASURE	NULL	VARCHAR2(30)	The unit of measure for budget quantity
LAST_UPDATE_LOGIN	NULL	NUMBER(15)	Standard Who Column
REQUEST_ID	NULL	NUMBER(15)	Standard Who Column
PROGRAM_APPLICATION_ID	NULL	NUMBER(15)	Standard Who Column
PROGRAM_ID	NULL	NUMBER(15)	Standard Who Column
PROGRAM_UPDATE_DATE	NULL	DATE	Standard Who Column
STATUS_CODE	NULL	VARCHAR2(1)	The flag that indicates whether this row has any updates or not.
ORG_ID	NULL	NUMBER(15)	Operating unit identifier for multi-organization installations

Indexes

Index Name	Index Type	Sequence	Column Name
PA_PRJ_BGT_LINES_IT_ALL_N1	NOT UNIQUE	1	PROJECT_ID
		2	PA_PERIOD_KEY
		3	RESOURCE_LIST_MEMBER_ID
		4	BUDGET_TYPE_CODE
PA_PRJ_BGT_LINES_IT_ALL_U1	UNIQUE	1	PRJ_BUDGET_LINE_KEY

Sequences

This table does not use a sequence.

PA_PRJ_BUSINESS_GRP_IT

PA_PRJ_BUSINESS_GRP_IT stores information about business groups for project/task organizations for Oracle Project Analysis Collection Pack. This table provides information for the business group level for the standard hierarchy on the project organization dimension.

Column Descriptions

Name	Null?	Type	Description
BUSINESS_GROUP (PK)	NOT NULL	VARCHAR2(60)	The Business Group for the given Project Organization
LAST_UPDATE_DATE	NOT NULL	DATE	Standard Who Column
LAST_UPDATED_BY	NOT NULL	NUMBER(15)	Standard Who Column
CREATION_DATE	NOT NULL	DATE	Standard Who Column
CREATED_BY	NOT NULL	NUMBER(15)	Standard Who Column
LAST_UPDATE_LOGIN		NUMBER(15)	Standard Who Column
REQUEST_ID	NULL	NUMBER(15)	Standard Who Column
PROGRAM_APPLICATION_ID	NULL	NUMBER(15)	Standard Who Column
PROGRAM_ID	NULL	NUMBER(15)	Standard Who Column
PROGRAM_UPDATE_DATE	NULL	DATE	Standard Who Column
STATUS_CODE	NULL	VARCHAR2(1)	The flag that indicates whether this row has any updates or not.

Indexes

Index Name	Index Type	Sequence	Column Name
PA_PRJ_BUSINESS_GRP_IT_U1	UNIQUE	1	BUSINESS_GROUP

PA_PRJ_CLASSES_IT

PA_PRJ_CLASSES_IT table stores informations about the project classes for Oracle Project Analysis Collection Pack.

Foreign Keys

Primary Key Table	Primary Key Column	Foreign Key Column
PA_CLASS_CODES_IT	CLASS_CATEGORY CLASS_CODE	CLASS_CATEGORY CLASS_CODE
PA_PROJECTS_IT_ALL	PROJECT_ID	PROJECT_ID

Column Descriptions

Name	Null?	Type	Description
PROJECT_ID (PK)	NOT NULL	NUMBER(15)	The Identifier of project for which row belongs
CLASS_CATEGORY (PK)	NOT NULL	VARCHAR2(30)	The identifier of class category for which this row belongs
CLASS_CODE (PK)	NOT NULL	VARCHAR2(30)	The identifier of the class code for which this row belongs
LAST_UPDATE_DATE	NOT NULL	DATE	Standard Who Column
LAST_UPDATED_BY	NOT NULL	NUMBER(15)	Standard Who Column
CREATION_DATE	NOT NULL	DATE	Standard Who Column
CREATED_BY	NOT NULL	NUMBER(15)	Standard Who Column
USER_COL1	NULL	VARCHAR2(30)	Column that can be used to store user customizations
USER_COL2	NULL	VARCHAR2(30)	Column that can be used to store user customizations
USER_COL3	NULL	VARCHAR2(30)	Column that can be used to store user customizations
USER_COL4	NULL	VARCHAR2(30)	Column that can be used to store user customizations
USER_COL5	NULL	VARCHAR2(30)	Column that can be used to store user customizations
USER_COL6	NULL	VARCHAR2(30)	Column that can be used to store user customizations
USER_COL7	NULL	VARCHAR2(30)	Column that can be used to store user customizations
USER_COL8	NULL	VARCHAR2(30)	Column that can be used to store user customizations
USER_COL9	NULL	VARCHAR2(30)	Column that can be used to store user customizations
USER_COL10	NULL	VARCHAR2(30)	Column that can be used to store user customizations
LAST_UPDATE_LOGIN	NULL	NUMBER(15)	Standard Who Column
REQUEST_ID	NULL	NUMBER(15)	Standard Who Column
PROGRAM_APPLICATION_ID	NULL	NUMBER(15)	Standard Who Column
PROGRAM_ID	NULL	NUMBER(15)	Standard Who Column
PROGRAM_UPDATE_DATE	NULL	DATE	Standard Who Column
STATUS_CODE	NULL	VARCHAR2(1)	The flag that indicates whether this row has any updates or not.

Indexes

<u>Index Name</u>	<u>Index Type</u>	<u>Sequence</u>	<u>Column Name</u>
PA_PRJ_CLASSES_IT_U1	UNIQUE	1	PROJECT_ID
		2	CLASS_CATEGORY
		3	CLASS_CODE

PA_PRJ_ORGS_IT

PA_PRJ_ORGS_IT stores information about project/task level project organizations for Oracle Project Analysis Collection Pack. This table provides information for the project Organization level for the standard hierarchy on the project organization dimension.

Foreign Keys

Primary Key Table	Primary Key Column	Foreign Key Column
PA_PRJ_BUSINESS_GRP5_IT	BUSINESS_GROUP	BUSINESS_GROUP

Column Descriptions

Name	Null?	Type	Description
ORGANIZATION_ID (PK)	NOT NULL	NUMBER(15)	The organization id for the given Project Organization
ORGANIZATION	NOT NULL	VARCHAR2(60)	The Name of the Organization for which this row belongs
BUSINESS_GROUP	NOT NULL	VARCHAR2(60)	The Name of the Business Group for which this row belongs
LAST_UPDATE_DATE	NOT NULL	DATE	Standard Who Column
LAST_UPDATED_BY	NOT NULL	NUMBER(15)	Standard Who Column
CREATION_DATE	NOT NULL	DATE	Standard Who Column
CREATED_BY	NOT NULL	NUMBER(15)	Standard Who Column
USER_COL1	NULL	VARCHAR2(30)	Column that can be used to store user customizations
USER_COL2	NULL	VARCHAR2(30)	Column that can be used to store user customizations
USER_COL3	NULL	VARCHAR2(30)	Column that can be used to store user customizations
USER_COL4	NULL	VARCHAR2(30)	Column that can be used to store user customizations
USER_COL5	NULL	VARCHAR2(30)	Column that can be used to store user customizations
USER_COL6	NULL	VARCHAR2(30)	Column that can be used to store user customizations
USER_COL7	NULL	VARCHAR2(30)	Column that can be used to store user customizations
USER_COL8	NULL	VARCHAR2(30)	Column that can be used to store user customizations
USER_COL9	NULL	VARCHAR2(30)	Column that can be used to store user customizations
USER_COL10	NULL	VARCHAR2(30)	Column that can be used to store user customizations
LAST_UPDATE_LOGIN	NULL	NUMBER(15)	Standard Who Column
REQUEST_ID	NULL	NUMBER(15)	Standard Who Column
PROGRAM_APPLICATION_ID	NULL	NUMBER(15)	Standard Who Column
PROGRAM_ID	NULL	NUMBER(15)	Standard Who Column
PROGRAM_UPDATE_DATE	NULL	DATE	Standard Who Column
STATUS_CODE	NULL	VARCHAR2(1)	The flag that indicates whether this row has any updates or not.

Indexes

Index Name	Index Type	Sequence	Column Name
PA_PRJ_ORGS_IT_U1	UNIQUE	1	ORGANIZATION_ID

PA_PRJ_TYPES_IT_ALL

PA_PRJ_TYPES_IT_ALL stores the information about the project types for Oracle Project Analysis Collection Pack.

Foreign Keys

Primary Key Table	Primary Key Column	Foreign Key Column
PA_ALL_PRJ_TYPES_IT	ALL_PROJECT_TYPES	ALL_PROJECT_TYPES

Column Descriptions

Name	Null?	Type	Description
PROJECT_TYPE (PK)	NOT NULL	VARCHAR2(20)	The identifier of the project type to which this row belongs
ALL_PROJECT_TYPES	NOT NULL	VARCHAR2(30)	The dimension value for the top level of the Standard hierarchy for the Projects Dimension
LAST_UPDATE_DATE	NOT NULL	DATE	Standard Who Column
LAST_UPDATED_BY	NOT NULL	NUMBER(15)	Standard Who Column
CREATION_DATE	NOT NULL	DATE	Standard Who Column
CREATED_BY	NOT NULL	NUMBER(15)	Standard Who Column
DESCRIPTION	NULL	VARCHAR2(250)	The description of the project type
USER_COL1	NULL	VARCHAR2(30)	Column that can be used to store user customizations
USER_COL2	NULL	VARCHAR2(30)	Column that can be used to store user customizations
USER_COL3	NULL	VARCHAR2(30)	Column that can be used to store user customizations
USER_COL4	NULL	VARCHAR2(30)	Column that can be used to store user customizations
USER_COL5	NULL	VARCHAR2(30)	Column that can be used to store user customizations
USER_COL6	NULL	VARCHAR2(30)	Column that can be used to store user customizations
USER_COL7	NULL	VARCHAR2(30)	Column that can be used to store user customizations
USER_COL8	NULL	VARCHAR2(30)	Column that can be used to store user customizations
USER_COL9	NULL	VARCHAR2(30)	Column that can be used to store user customizations
USER_COL10	NULL	VARCHAR2(30)	Column that can be used to store user customizations
LAST_UPDATE_LOGIN	NULL	NUMBER(15)	Standard Who Column
REQUEST_ID	NULL	NUMBER(15)	Standard Who Column
PROGRAM_APPLICATION_ID	NULL	NUMBER(15)	Standard Who Column
PROGRAM_ID	NULL	NUMBER(15)	Standard Who Column
PROGRAM_UPDATE_DATE	NULL	DATE	Standard Who Column
STATUS_CODE	NULL	VARCHAR2(1)	The flag that indicates whether this row has any updates or not.
ORG_ID (PK)	NULL	NUMBER(15)	Operating unit identifier for multi-organization installations

Indexes

<u>Index Name</u>	<u>Index Type</u>	<u>Sequence</u>	<u>Column Name</u>
PA_PRJ_TYPES_IT_ALL_U1	UNIQUE	1	PROJECT_TYPE
		2	ORG_ID

Sequences

This table does not use a sequence.

PA_PROJECTS_IT_ALL

PA_PROJECTS_IT_ALL stores information about projects for Oracle Project Analysis Collection Pack.

Foreign Keys

Primary Key Table	Primary Key Column	Foreign Key Column
PA_PRJ_ORGS_IT	ORGANIZATION_ID	CARRYING_OUT_ORGANIZATION_ID
PA_PRJ_TYPES_IT_ALL	ORG_ID	ORG_ID
	PROJECT_TYPE	PROJECT_TYPE

Column Descriptions

Name	Null?	Type	Description
PROJECT_ID (PK)	NOT NULL	NUMBER(15)	The identifier of the project to which this row belongs
PROJECT_TYPE	NOT NULL	VARCHAR2(20)	The project type of the project to which this row belongs
NAME	NOT NULL	VARCHAR2(30)	The Name of the project to which this row belongs
SEGMENT1	NOT NULL	VARCHAR2(25)	The project number of the project to which this row belongs
CARRYING_OUT_ORGANIZATION_ID	NOT NULL	NUMBER(15)	The identifier of the organization for the project to which this row belongs
LAST_UPDATE_DATE	NOT NULL	DATE	Standard Who Column
LAST_UPDATED_BY	NOT NULL	NUMBER(15)	Standard Who Column
CREATION_DATE	NOT NULL	DATE	Standard Who Column
CREATED_BY	NOT NULL	NUMBER(15)	Standard Who Column
DESCRIPTION	NULL	VARCHAR2(250)	The description of the project to which this row belongs
USER_COL1	NULL	VARCHAR2(30)	Column that can be used to store user customizations
USER_COL2	NULL	VARCHAR2(30)	Column that can be used to store user customizations
USER_COL3	NULL	VARCHAR2(30)	Column that can be used to store user customizations
USER_COL4	NULL	VARCHAR2(30)	Column that can be used to store user customizations
USER_COL5	NULL	VARCHAR2(30)	Column that can be used to store user customizations
USER_COL6	NULL	VARCHAR2(30)	Column that can be used to store user customizations
USER_COL7	NULL	VARCHAR2(30)	Column that can be used to store user customizations
USER_COL8	NULL	VARCHAR2(30)	Column that can be used to store user customizations
USER_COL9	NULL	VARCHAR2(30)	Column that can be used to store user customizations
USER_COL10	NULL	VARCHAR2(30)	Column that can be used to store user customizations
LAST_UPDATE_LOGIN	NULL	NUMBER(15)	Standard Who Column
REQUEST_ID	NULL	NUMBER(15)	Standard Who Column
PROGRAM_APPLICATION_ID	NULL	NUMBER(15)	Standard Who Column
PROGRAM_ID	NULL	NUMBER(15)	Standard Who Column
PROGRAM_UPDATE_DATE	NULL	DATE	Standard Who Column

Column Descriptions (Continued)

<u>Name</u>	<u>Null?</u>	<u>Type</u>	<u>Description</u>
STATUS_CODE	NULL	VARCHAR2(1)	The flag that indicates whether this row has any updates or not.
ORG_ID	NULL	NUMBER(15)	Operating unit identifier for multi-organization installations

Indexes

<u>Index Name</u>	<u>Index Type</u>	<u>Sequence</u>	<u>Column Name</u>
PA_PROJECTS_IT_ALL_U1	UNIQUE	1	PROJECT_ID

Sequences

This table does not use a sequence.

PA_RES_LISTS_IT_ALL_BG

PA_RES_LISTS_IT_ALL_BG stores information about the resource lists for Oracle Project Analysis Collection Pack.

Column Descriptions

Name	Null?	Type	Description
RESOURCE_LIST_ID (PK)	NOT NULL	NUMBER(15)	The identifier of the resource list for which this row belongs
LAST_UPDATE_DATE	NOT NULL	DATE	Standard Who Column
LAST_UPDATED_BY	NOT NULL	NUMBER(15)	Standard Who Column
CREATION_DATE	NOT NULL	DATE	Standard Who Column
CREATED_BY	NOT NULL	NUMBER(15)	Standard Who Column
NAME	NULL	VARCHAR2(60)	The name of the resource list for which this row belongs
DESCRIPTION	NULL	VARCHAR2(255)	The description of the resource list for which this row belongs
USER_COL1	NULL	VARCHAR2(30)	Column that can be used to store user customizations
USER_COL2	NULL	VARCHAR2(30)	Column that can be used to store user customizations
USER_COL3	NULL	VARCHAR2(30)	Column that can be used to store user customizations
USER_COL4	NULL	VARCHAR2(30)	Column that can be used to store user customizations
USER_COL5	NULL	VARCHAR2(30)	Column that can be used to store user customizations
USER_COL6	NULL	VARCHAR2(30)	Column that can be used to store user customizations
USER_COL7	NULL	VARCHAR2(30)	Column that can be used to store user customizations
USER_COL8	NULL	VARCHAR2(30)	Column that can be used to store user customizations
USER_COL9	NULL	VARCHAR2(30)	Column that can be used to store user customizations
USER_COL10	NULL	VARCHAR2(30)	Column that can be used to store user customizations
LAST_UPDATE_LOGIN	NULL	NUMBER(15)	Standard Who Column
REQUEST_ID	NULL	NUMBER(15)	Standard Who Column
PROGRAM_APPLICATION_ID	NULL	NUMBER(15)	Standard Who Column
PROGRAM_ID	NULL	NUMBER(15)	Standard Who Column
PROGRAM_UPDATE_DATE	NULL	DATE	Standard Who Column
STATUS_CODE	NULL	VARCHAR2(1)	The flag that indicates whether this row has any updates or not.
BUSINESS_GROUP_ID	NULL	NUMBER(15)	Identifier of the business group that owns the list

Indexes

Index Name	Index Type	Sequence	Column Name
PA_RES_LISTS_IT_ALL_BG_U1	UNIQUE	1	RESOURCE_LIST_ID

Sequences

This table does not use a sequence.

PA_SET_OF_BOOKS_IT

PA_SET_OF_BOOKS_IT stores information about the sets of books for Oracle Project Analysis Collection Pack.

Column Descriptions

<u>Name</u>	<u>Null?</u>	<u>Type</u>	<u>Description</u>
SET_OF_BOOK (PK)	NOT NULL	VARCHAR2(30)	The Identifier of Set Of Books which uniquely defines this row
LAST_UPDATE_DATE	NOT NULL	DATE	Standard Who Column
LAST_UPDATED_BY	NOT NULL	NUMBER(15)	Standard Who Column
CREATION_DATE	NOT NULL	DATE	Standard Who Column
CREATED_BY	NOT NULL	NUMBER(15)	Standard Who Column
LAST_UPDATE_LOGIN	NULL	NUMBER(15)	Standard Who Column
REQUEST_ID	NULL	NUMBER(15)	Standard Who Column
PROGRAM_APPLICATION_ID	NULL	NUMBER(15)	Standard Who Column
PROGRAM_ID	NULL	NUMBER(15)	Standard Who Column
PROGRAM_UPDATE_DATE	NULL	DATE	Standard Who Column
STATUS_CODE	NULL	VARCHAR2(1)	The flag that indicates whether this row has any updates or not.

Indexes

<u>Index Name</u>	<u>Index Type</u>	<u>Sequence</u>	<u>Column Name</u>
PA_SET_OF_BOOKS_IT_U1	UNIQUE	1	SET_OF_BOOK

PA_SRVC_TYPES_IT

PA_SRVC_TYPES_IT stores information about the service types for Oracle Project Analysis Collection Pack.

Foreign Keys

Primary Key Table	Primary Key Column	Foreign Key Column
PA_ALL_SRVC_TYPES_IT	ALL_SERVICE_TYPES	ALL_SERVICE_TYPES

Column Descriptions

Name	Null?	Type	Description
SERVICE_TYPE_CODE (PK)	NOT NULL	VARCHAR2(30)	The Identifier of Service Type which uniquely identifies this row
SERVICE_TYPE	NOT NULL	VARCHAR2(30)	The Service Type for the row
ALL_SERVICE_TYPES	NOT NULL	VARCHAR2(30)	The dimension value for the top level of the standard hierarchy for Service Type dimension
LAST_UPDATE_DATE	NOT NULL	DATE	Standard Who Column
LAST_UPDATED_BY	NOT NULL	NUMBER(15)	Standard Who Column
CREATION_DATE	NOT NULL	DATE	Standard Who Column
CREATED_BY	NOT NULL	NUMBER(15)	Standard Who Column
USER_COL1	NULL	VARCHAR2(30)	Column that can be used to store user customizations
USER_COL2	NULL	VARCHAR2(30)	Column that can be used to store user customizations
USER_COL3	NULL	VARCHAR2(30)	Column that can be used to store user customizations
USER_COL4	NULL	VARCHAR2(30)	Column that can be used to store user customizations
USER_COL5	NULL	VARCHAR2(30)	Column that can be used to store user customizations
USER_COL6	NULL	VARCHAR2(30)	Column that can be used to store user customizations
USER_COL7	NULL	VARCHAR2(30)	Column that can be used to store user customizations
USER_COL8	NULL	VARCHAR2(30)	Column that can be used to store user customizations
USER_COL9	NULL	VARCHAR2(30)	Column that can be used to store user customizations
USER_COL10	NULL	VARCHAR2(30)	Column that can be used to store user customizations
LAST_UPDATE_LOGIN	NULL	NUMBER(15)	Standard Who Column
REQUEST_ID	NULL	NUMBER(15)	Standard Who Column
PROGRAM_APPLICATION_ID	NULL	NUMBER(15)	Standard Who Column
PROGRAM_ID	NULL	NUMBER(15)	Standard Who Column
PROGRAM_UPDATE_DATE	NULL	DATE	Standard Who Column
STATUS_CODE	NULL	VARCHAR2(1)	The flag that indicates whether this row has any updates or not.

Indexes

Index Name	Index Type	Sequence	Column Name
PA_SRVC_TYPES_IT_U1	UNIQUE	1	SERVICE_TYPE_CODE

PA_TOP_RLMEM_IT

PA_TOP_RLMEM_IT stores information about group level resources for Oracle Project Analysis Collection Pack. This table provides information for the group resource level for the standard hierarchy on the resource dimension.

Foreign Keys

Primary Key Table	Primary Key Column	Foreign Key Column
PA_RES_LISTS_IT_ALL_BG	RESOURCE_LIST_ID	RESOURCE_LIST_ID

Column Descriptions

Name	Null?	Type	Description
RESOURCE_LIST_MEMBER_ID (PK)	NOT NULL	NUMBER(15)	The identifier of the resource list member which uniquely identifies this row
RESOURCE_LIST_ID	NOT NULL	NUMBER(15)	The identifier of the resource list to which this resource list member belongs
LAST_UPDATE_DATE	NOT NULL	DATE	Standard Who Column
LAST_UPDATED_BY	NOT NULL	NUMBER(15)	Standard Who Column
CREATION_DATE	NOT NULL	DATE	Standard Who Column
CREATED_BY	NOT NULL	NUMBER(15)	Standard Who Column
NAME	NULL	VARCHAR2(100)	The name of the resource list member
ALIAS	NULL	VARCHAR2(30)	The alias of the resource list member
USER_COL1	NULL	VARCHAR2(30)	Column that can be used to store user customizations
USER_COL2	NULL	VARCHAR2(30)	Column that can be used to store user customizations
USER_COL3	NULL	VARCHAR2(30)	Column that can be used to store user customizations
USER_COL4	NULL	VARCHAR2(30)	Column that can be used to store user customizations
USER_COL5	NULL	VARCHAR2(30)	Column that can be used to store user customizations
USER_COL6	NULL	VARCHAR2(30)	Column that can be used to store user customizations
USER_COL7	NULL	VARCHAR2(30)	Column that can be used to store user customizations
USER_COL8	NULL	VARCHAR2(30)	Column that can be used to store user customizations
USER_COL9	NULL	VARCHAR2(30)	Column that can be used to store user customizations
USER_COL10	NULL	VARCHAR2(30)	Column that can be used to store user customizations
LAST_UPDATE_LOGIN	NULL	NUMBER(15)	Standard Who Column
REQUEST_ID	NULL	NUMBER(15)	Standard Who Column
PROGRAM_APPLICATION_ID	NULL	NUMBER(15)	Standard Who Column
PROGRAM_ID	NULL	NUMBER(15)	Standard Who Column
PROGRAM_UPDATE_DATE	NULL	DATE	Standard Who Column
STATUS_CODE	NULL	VARCHAR2(1)	The flag that indicates whether this row has any updates or not.

Indexes

<u>Index Name</u>	<u>Index Type</u>	<u>Sequence</u>	<u>Column Name</u>
PA_TOP_RLMEM_IT_U1	UNIQUE	1	RESOURCE_LIST_MEMBER_ID

PA_TOP_TASKS_IT

PA_TOP_TASKS_IT stores top task level information for Oracle Project Analysis Collection Pack.

Foreign Keys

Primary Key Table	Primary Key Column	Foreign Key Column
PA_PRJ_ORGS_IT	ORGANIZATION_ID	CARRYING_OUT_ORGANIZATION_ID
PA_PROJECTS_IT_ALL	PROJECT_ID	PROJECT_ID

Column Descriptions

Name	Null?	Type	Description
TOP_TASK_ID (PK)	NOT NULL	NUMBER(15)	The identifier of the top task which uniquely defines this row
PROJECT_ID	NOT NULL	NUMBER(15)	The identifier of the project to which this top task belongs
TASK_NUMBER	NOT NULL	VARCHAR2(25)	The task number for the top task
TASK_NAME	NOT NULL	VARCHAR2(20)	The task name for the top task
CARRYING_OUT_ORGANIZATION_ID	NOT NULL	NUMBER(15)	The service type code which is used for the task
LAST_UPDATE_DATE	NOT NULL	DATE	Standard Who Column
LAST_UPDATED_BY	NOT NULL	NUMBER(15)	Standard Who Column
CREATION_DATE	NOT NULL	DATE	Standard Who Column
CREATED_BY	NOT NULL	NUMBER(15)	Standard Who Column
SERVICE_TYPE_CODE	NULL	VARCHAR2(30)	The service type code which is used for the task
DESCRIPTION	NULL	VARCHAR2(250)	The description of the task
USER_COL1	NULL	VARCHAR2(30)	Column that can be used to store user customizations
USER_COL2	NULL	VARCHAR2(30)	Column that can be used to store user customizations
USER_COL3	NULL	VARCHAR2(30)	Column that can be used to store user customizations
USER_COL4	NULL	VARCHAR2(30)	Column that can be used to store user customizations
USER_COL5	NULL	VARCHAR2(30)	Column that can be used to store user customizations
USER_COL6	NULL	VARCHAR2(30)	Column that can be used to store user customizations
USER_COL7	NULL	VARCHAR2(30)	Column that can be used to store user customizations
USER_COL8	NULL	VARCHAR2(30)	Column that can be used to store user customizations
USER_COL9	NULL	VARCHAR2(30)	Column that can be used to store user customizations
USER_COL10	NULL	VARCHAR2(30)	Column that can be used to store user customizations
LAST_UPDATE_LOGIN	NULL	NUMBER(15)	Standard Who Column
REQUEST_ID	NULL	NUMBER(15)	Standard Who Column
PROGRAM_APPLICATION_ID	NULL	NUMBER(15)	Standard Who Column
PROGRAM_ID	NULL	NUMBER(15)	Standard Who Column
PROGRAM_UPDATE_DATE	NULL	DATE	Standard Who Column
STATUS_CODE	NULL	VARCHAR2(1)	The flag that indicates whether this row has any updates or not.

Indexes

<u>Index Name</u>	<u>Index Type</u>	<u>Sequence</u>	<u>Column Name</u>
PA_TOP_TASKS_IT_U1	UNIQUE	1	TOP_TASK_ID

PA_TSK_ACT_CMT_IT_ALL

PA_TSK_ACT_CMT_IT_ALL stores task level actuals and commitments for Oracle Project Analysis Collection Pack.

Foreign Keys

Primary Key Table	Primary Key Column	Foreign Key Column
PA_EXP_ORGS_IT	ORGANIZATION_ID	EXPENSE_ORGANIZATION_ID
PA_EXP_TYPES_IT	EXPENDITURE_TYPE	EXPENDITURE_TYPE
PA_LOWEST_RLMEM_IT	RESOURCE_LIST_MEMBER_ID	RESOURCE_LIST_MEMBER_ID
PA_OPER_UNITS_IT	ORGANIZATION_ID	ORG_ID
PA_PERIODS_IT	PA_PERIOD_KEY	PA_PERIOD_KEY
PA_PRJ_ORGS_IT	ORGANIZATION_ID	OWNER_ORGANIZATION_ID
PA_SRVC_TYPES_IT	SERVICE_TYPE_CODE	SERVICE_TYPE_CODE
PA_TOP_TASKS_IT	TOP_TASK_ID	TASK_ID

Column Descriptions

Name	Null?	Type	Description
TASK_ACT_CMT_KEY (PK)	NOT NULL	VARCHAR2(500)	The identifier which uniquely identifies this row. This column value is created by concatenating task_id,pa_period_key,expense_organization_id,owner_organization_id,resource_list_member_id,service_type_code and expenditure_type by '-'
TASK_ID	NOT NULL	NUMBER(15)	The identifier of the task to which this row belongs
PA_PERIOD_KEY	NOT NULL	VARCHAR2(40)	The identifier of the PA period(PA_PERIODS_IT) to which this row belongs
LAST_UPDATE_DATE	NOT NULL	DATE	Standard Who Column
LAST_UPDATED_BY	NOT NULL	NUMBER(15)	Standard Who Column
CREATION_DATE	NOT NULL	DATE	Standard Who Column
CREATED_BY	NOT NULL	NUMBER(15)	Standard Who Column
EXPENSE_ORGANIZATION_ID	NULL	NUMBER(15)	The identifier of the organization for which this expenditure is incurred
OWNER_ORGANIZATION_ID	NULL	NUMBER(15)	The identifier of the organization which owns this expense
RESOURCE_LIST_MEMBER_ID	NULL	NUMBER(15)	The identifier of the resource list member to which this row belongs
SERVICE_TYPE_CODE	NULL	VARCHAR2(30)	The identifier of the service type to which this row belongs
EXPENDITURE_TYPE	NULL	VARCHAR2(30)	The expenditure type to which this row belongs
USER_COL1	NULL	VARCHAR2(15)	Column that can be used to store user customizations for additional dimensions
USER_COL2	NULL	VARCHAR2(15)	Column that can be used to store user customizations for additional dimensions
USER_COL3	NULL	VARCHAR2(15)	Column that can be used to store user customizations for additional dimensions

Column Descriptions (Continued)

Name	Null?	Type	Description
USER_COL4	NULL	VARCHAR2(15)	Column that can be used to store user customizations for additional dimensions
USER_COL5	NULL	VARCHAR2(15)	Column that can be used to store user customizations for additional dimensions
USER_COL6	NULL	NUMBER	Column that can be used to store user customizations for additional measures
USER_COL7	NULL	NUMBER	Column that can be used to store user customizations for additional measures
USER_COL8	NULL	NUMBER	Column that can be used to store user customizations for additional measures
USER_COL9	NULL	NUMBER	Column that can be used to store user customizations for additional measures
USER_COL10	NULL	NUMBER	Column that can be used to store user customizations for additional measures
ACCUME_REVENUE	NULL	NUMBER	The actual accumulated revenue amount
ACCUME_RAW_COST	NULL	NUMBER	The actual accumulated raw cost amount
ACCUME_BURDENED_COST	NULL	NUMBER	The actual accumulated burdened cost amount
ACCUME_QUANTITY	NULL	NUMBER	The actual accumulated quantity
ACCUME_LABOR_HOURS	NULL	NUMBER	The actual accumulated labor hours
ACCUME_BILLABLE_RAW_COST	NULL	NUMBER	The actual accumulated billable raw cost amount
ACCUME_BILLABLE_BURDENED_COST	NULL	NUMBER	The actual accumulated billable burdened cost amount
ACCUME_BILLABLE_QUANTITY	NULL	NUMBER	The actual accumulated billable quantity
ACCUME_BILLABLE_LABOR_HOURS	NULL	NUMBER	The actual accumulated billable labor hours
ACCUME_CMT_RAW_COST	NULL	NUMBER	The accumulated commitment raw cost
ACCUME_CMT_BURDENED_COST	NULL	NUMBER	The accumulated commitment burdened cost amount
ACCUME_CMT_QUANTITY	NULL	NUMBER	The accumulated commitment quantity
UNIT_OF_MEASURE	NULL	VARCHAR2(30)	The unit of measure for actual quantity
LAST_UPDATE_LOGIN	NULL	NUMBER(15)	Standard Who Column
REQUEST_ID	NULL	NUMBER(15)	Standard Who Column
PROGRAM_APPLICATION_ID	NULL	NUMBER(15)	Standard Who Column
PROGRAM_ID	NULL	NUMBER(15)	Standard Who Column
PROGRAM_UPDATE_DATE	NULL	DATE	Standard Who Column
STATUS_CODE	NULL	VARCHAR2(1)	The flag that indicates whether this row has any updates or not.
ORG_ID	NULL	NUMBER(15)	Operating unit identifier for multi-organization installations

Indexes

<u>Index Name</u>	<u>Index Type</u>	<u>Sequence</u>	<u>Column Name</u>
PA_TSK_ACT_CMT_IT_ALL_N1	NOT UNIQUE	1	TASK_ID
		2	PA_PERIOD_KEY
		3	RESOURCE_LIST_MEMBER_ID
PA_TSK_ACT_CMT_IT_ALL_U1	UNIQUE	1	TASK_ACT_CMT_KEY

Sequences

This table does not use a sequence.

PA_TSK_BGT_LINES_IT_ALL

PA_TSK_BGT_LINES_IT_ALL stores task level budgets for Oracle Project Analysis Collection Pack.

Foreign Keys

Primary Key Table	Primary Key Column	Foreign Key Column
PA_BGT_TYPES_IT	BUDGET_TYPE_CODE	BUDGET_TYPE_CODE
PA_EXP_TYPES_IT	EXPENDITURE_TYPE	EXPENDITURE_TYPE
PA_LOWEST_RLMEM_IT	RESOURCE_LIST_MEMBER_ID	RESOURCE_LIST_MEMBER_ID
PA_OPER_UNITS_IT	ORGANIZATION_ID	ORG_ID
PA_PERIODS_IT	PA_PERIOD_KEY	PA_PERIOD_KEY
PA_PRJ_ORGS_IT	ORGANIZATION_ID	OWNER_ORGANIZATION_ID
PA_SRVC_TYPES_IT	SERVICE_TYPE_CODE	SERVICE_TYPE_CODE
PA_TOP_TASKS_IT	TOP_TASK_ID	TASK_ID

Column Descriptions

Name	Null?	Type	Description
TASK_BUDGET_LINE_KEY (PK)	NOT NULL	VARCHAR2(500)	The identifier which uniquely identifies this row. This column value is created by concatenating task_id,pa_period_key,budget_type_code,owner_organization_id,resource_list_member_id,service_type_code and expenditure_typeby '-'
TASK_ID	NOT NULL	NUMBER(15)	The identifier of the task to which this row belongs
PA_PERIOD_KEY	NOT NULL	VARCHAR2(40)	The identifier of the PA period(PA_PERIODS_IT) to which this row belongs
BUDGET_TYPE_CODE	NOT NULL	VARCHAR2(30)	The identifier of Budget Type for this row belongs
LAST_UPDATE_DATE	NOT NULL	DATE	Standard Who Column
LAST_UPDATED_BY	NOT NULL	NUMBER(15)	Standard Who Column
CREATION_DATE	NOT NULL	DATE	Standard Who Column
CREATED_BY	NOT NULL	NUMBER(15)	Standard Who Column
RESOURCE_LIST_MEMBER_ID	NULL	NUMBER(15)	The identifier of the resource list member to which this row belongs
SERVICE_TYPE_CODE	NULL	VARCHAR2(30)	The identifier of the service type to which this row belongs
OWNER_ORGANIZATION_ID	NULL	NUMBER(15)	The identifier of the organization which owns this budget line
EXPENDITURE_TYPE	NULL	VARCHAR2(30)	The expenditure type to which this row belongs
USER_COL1	NULL	VARCHAR2(15)	Column that can be used to store user customizations for additional dimensions
USER_COL2	NULL	VARCHAR2(15)	Column that can be used to store user customizations for additional dimensions
USER_COL3	NULL	VARCHAR2(15)	Column that can be used to store user customizations for additional dimensions
USER_COL4	NULL	VARCHAR2(15)	Column that can be used to store user customizations for additional dimensions

Column Descriptions (Continued)

Name	Null?	Type	Description
USER_COL5	NULL	VARCHAR2(15)	Column that can be used to store user customizations for additional dimensions
USER_COL6	NULL	NUMBER	Column that can be used to store user customizations for additional measures
USER_COL7	NULL	NUMBER	Column that can be used to store user customizations for additional measures
USER_COL8	NULL	NUMBER	Column that can be used to store user customizations for additional measures
USER_COL9	NULL	NUMBER	Column that can be used to store user customizations for additional measures
USER_COL10	NULL	NUMBER	Column that can be used to store user customizations for additional measures
BGT_RAW_COST	NULL	NUMBER	The Budgeted raw cost amount
BGT_BURDENED_COST	NULL	NUMBER	The Budgeted burdened cost amount
BGT_REVENUE	NULL	NUMBER	The Budgeted revenue amount
BGT_QUANTITY	NULL	NUMBER	The Budgeted quantity
BGT_LABOR_QUANTITY	NULL	NUMBER	The Budgeted labor hours
BGT_UNIT_OF_MEASURE	NULL	VARCHAR2(30)	The unit of measure for budgeted quantity
LAST_UPDATE_LOGIN	NULL	NUMBER(15)	Standard Who Column
REQUEST_ID	NULL	NUMBER(15)	Standard Who Column
PROGRAM_APPLICATION_ID	NULL	NUMBER(15)	Standard Who Column
PROGRAM_ID	NULL	NUMBER(15)	Standard Who Column
PROGRAM_UPDATE_DATE	NULL	DATE	Standard Who Column
STATUS_CODE	NULL	VARCHAR2(1)	The flag that indicates whether this row has any updates or not.
ORG_ID	NULL	NUMBER(15)	Operating unit identifier for multi-organization installations

Indexes

Index Name	Index Type	Sequence	Column Name
PA_TSK_BGT_LINES_IT_ALL_N1	NOT UNIQUE	1	TASK_ID
		2	PA_PERIOD_KEY
		3	RESOURCE_LIST_MEMBER_ID
		4	BUDGET_TYPE_CODE
PA_TSK_BGT_LINES_IT_ALL_U1	UNIQUE	1	TASK_BUDGET_LINE_KEY

Sequences

This table does not use a sequence.

APPENDIX

F



Implementation Checklist

This appendix is an Oracle Project Analysis Collection Pack implementation checklist.

Oracle Project Analysis Collection Pack Implementation Checklist

Follow these steps when implementing the Oracle Project Analysis Collection Pack:

- Purchase Oracle Projects Release 10.7, 11, or 11i
- Purchase Oracle Project Analysis Collection Pack
- Install Oracle Projects
- Install Oracle Project Analysis Collection Pack
- Apply Oracle Project Analysis Collection Pack patch
- Set the PA: Collection Pack Licensed profile to **Yes**. See: page 2 – 2
- Run the Update Project Summary Amounts process in Oracle Projects. See: page 6 – 4 .
- Run the Collect Dimensions and Fact Tables process in Oracle Projects. See: page 6 – 5
- If you are using the Discoverer End User Layer for end user reporting, import 'PACP.eex' GUI file to Discoverer Admin Edition.



Warning: If you use the Discoverer End User Layer, you must select the Resource List dimension whenever you run a workbook. Otherwise, data will be duplicated.

Glossary

activity type See *service type*.

ad hoc Concerned with or formed for a particular purpose. For example, ad hoc tax codes or an ad hoc database query.

baseline budget The authorized budget for a project or task which is used for performance reporting and revenue calculation.

business group The highest level of organization and the largest grouping of employees across which a company can report. A business group can correspond to an entire company, or to a specific division within the company. Each installation of Oracle Projects uses one business group with one hierarchy.

class category An implementation-defined category for classifying projects. For example, if you want to know the market sector to which a project belongs, you can define a class category with a name such as *Market Sector*. Each class category has a set of values (class codes) that can be chosen for a project. See *class code*.

class code An implementation-defined value within a class category that can be used to classify a project. See *class category*.

collection Method to gather data from source system.

collection definition Used to generate the collection program for each source, defines objects and attributes to collect, events to cause collection, and filters on objects collected.

collection mapping Defines the relationship from source tables and columns to interface tables and columns.

collection package Populates OADW interface cubes from source data. Collection packages may be generated by OADW through maps defined in the OADW Repository metadata, or may be hard-coded programs that you develop.

context field prompt A question or prompt to which a user enters a response, called a context field value. When Oracle Applications displays a descriptive flexfield pop-up window, it displays your context field prompt after it displays any global segments you have defined. Each descriptive flexfield can have up to one context prompt.

cube Logical unit of storage in the Data Warehouse, manifested as tables in the database, has measures, keys, and foreign keys. Cube properties are dimensions, measures, and attributes. Dimensions are the equivalents of keys to a table, and

measures and attributes are the equivalents of columns to a table.

cube mapping Used to specify how a logical cube is physically stored in tables.

data warehouse A copy of transaction data specifically structured for query and analysis. A data warehouse collects data from core operational applications, summarizes, compiles, or translates the collected data, and makes the data available from a central store.

denormalize Allows redundancy in a table so that the table can remain flat.

derived measures Measures collected from the sources are used to derive other measures. An example is discount, which is derived from the difference between list price and selling price.

dimension One of the edges of a multidimensional cube, an independent entity in the model that serves as an entry point or as a mechanism for slicing additive measures.

dimension value cube Physically, the set of values for a dimension and the parentage information for hierarchies is stored in the dimension value cube.

drilldown A software feature that allows you to view the details of an item in the current window via a window in a different application.

expenditure category An implementation-defined grouping of expenditure types by type of cost. For example, an expenditure category with a name such as *Labor* refers to the cost of labor.

expenditure organization For timecards and expense reports, the organization to which the incurring employee is assigned, unless overridden by organization overrides. For usage, supplier invoices, and purchasing commitments, the incurring organization entered on the expenditure.

expenditure type An implementation-defined classification of cost that you assign to each expenditure item. Expenditure types are grouped into cost groups (expenditure categories) and revenue groups (revenue categories).

filter Conditions and parameters used to selectively collect data from the source. OADW will pre-define some filters for each Oracle application.

foreign key A field in a relational database table whose values are drawn from the values of a primary key in another table.

GL Date The end date of the GL Period in which costs or revenue are transferred to Oracle General Ledger. This date is determined from the open or future GL Period on or after the PA Date of a cost distribution line or revenue. For invoices, the GL Date is the date within the GL Period on which an invoice is transferred to Oracle Receivables, and is based on the invoice date.

global segment prompt A non-context-sensitive descriptive flexfield segment. Each global segment typically prompts you for one item of information related to the zone or form in which you are working.

hierarchy Rules to navigate or roll up data between levels of a dimension, represents a logical view into the data.

installed module An application which identifies the location information, database schema, and database link. An installed module is a source application, a Designer/2000 repository, the OADW Repository, or the OADW Warehouse. All installed modules reside in a particular database system. Installed modules should be accessible by both the OADW Repository and OADW Warehouse through a database link.

interface table Point of entry of all source data into OADW. Interface tables can be fed from multiple sources including Oracle Applications, legacy data, and user-defined data. Interface tables feed OADW data cubes, and may be purged after data has been moved.

legal entity An organization that represents a legal company for which you prepare fiscal or tax reports. You assign tax identifiers and other relevant information to this entity.

measure Equivalent to all non-key elements of a cube.

measure type Named measures defined by data type, length, and decimal places.

metadata Data about data, maintained to support the operations or use of the data warehouse. Types of metadata are source system metadata, collection metadata, analysis metadata, security metadata, and reporting metadata.

normalize The process of removing redundancy in data by separating the data into multiple tables.

OADW repository Stores the metadata, logical warehouse design, level cubes, and dimension value cubes.

OADW warehouse Stores data cubes and dimension value cubes.

OLAP On line analytical processing. OLAP is a loosely defined set of principles that provide a dimensional framework for decision support.

OLTP On line transaction processing. The original description for all the activities and systems associated with entering data reliably into a database.

operating unit An organization that partitions data for subledger products (AP, AR, PA, PO, OE). It is roughly equivalent to a single pre-Multi-Org installation.

organization Internal organizations are divisions, groups, cost centers or other organizational units in a company. External organizations can include the contractors your company employs. Organizations can be used to demonstrate ownership or management of functions such as projects and tasks, non-labor resources, and bill rate schedules.

organization hierarchy An organizational hierarchy illustrates the relationships between your organizations. A hierarchy determines which organizations are subordinate to other organizations. The topmost organization of an organization hierarchy is generally the business group.

organization structure See *organization hierarchy*.

PA Date The end date of the PA Period in which costs are distributed, revenue is created, or an invoice is generated. This date is determined from the open or future PA Period on or after the latest date of expenditure item dates and event completion dates included in a cost distribution line, revenue, or an invoice.

PA Period See *Project Accounting Period*.

PA Period Type The Period Type as specified in the PA implementation options for Oracle Projects to copy project accounting periods. Oracle Projects uses the periods in the PA Period Type to populate each Operating Unit's PA periods. PA periods are mapped to GL periods which are used when generating accounting transactions. PA periods drive the project summary for Project Status Inquiry. You define your accounting periods in the Operating Unit's Set of Books Calendar.

primary key A field in the table that is unique for each record in the table.

process responsibility type An implementation-defined name to which a group of reports and processes are assigned. This group of reports and processes is then assigned to an Oracle Projects responsibility. A process responsibility type gives a user access to Oracle Projects reports and programs appropriate to that user's job. For example, the process responsibility type Data Entry could be a set of reports used by data entry clerks. See *responsibility*.

project A unit of work that can be broken down into one or more tasks. A project is the unit of work for which you specify revenue and billing methods, invoice formats, a managing organization and project manager, and bill rate schedules. You can charge costs to a project, and you can generate and maintain revenue, invoice, unbilled receivable, and unearned revenue information for a project.

Project Accounting Period An implementation-defined period against which project performance may be measured. Also referred to as *PA Periods*. You define project accounting periods to track project accounting data on a periodic basis by assigning a start date, end date, and closing status to each period. Typically, you define project accounting periods on a weekly basis, and your general ledger periods on a monthly basis.

project operating unit The operating unit within which the project is created.

project/task organization The Organization that owns the project or task. This can be any organization in the LOV (list of values) for the project setup. The Project/Task Organization LOV contains organizations of the Project/Task Organization Type in the Organization Hierarchy and Version below the Start Organization. You specify your Start Organization and Version in the Implementation Options window.

project type An implementation-defined template that consists of essential project attributes such as whether a project is direct or indirect, a project's default revenue distribution rule and bill rate schedules, and whether a project burdens costs. For example, you can define a project type with a name such as *Time and Materials* for all projects that are based on time and materials contracts.

Project/Task Organization The Organization that owns the project or task.

report An organized display of Oracle Applications information. A report can be viewed online or sent to a printer. The content of information in a report can range from a summary to a complete listing of values.

reporting metadata Data relating to reporting, such as report definitions.

resource A user-defined group of employees, organizations, jobs, suppliers, expenditure categories, revenue categories, expenditure types, or event types for purposes of defining budgets or summarizing actuals.

responsibility A level of authority in an application. Each responsibility lets you access a specific set of Oracle Applications windows, menus, reports, and data to fulfill your role in an organization. Several users can share the same responsibility, and a single user can have multiple responsibilities.

responsibility type See *process responsibility type*.

revenue In Oracle Projects, the amounts recognized as income or expected billing to be received for work on a project.

rollup cube Computes rollups beyond the first level across all hierarchies of all dimensions of the cube.

rollup transform Specifies how rollups are computed to summarize the source data into a parent hierarchy level, can be intra-cube or inter-cube.

row One occurrence of the information displayed in the fields of a block. A block may show only one row of information at a time, or it may display several rows of information at once, depending on its layout. The term "row" is synonymous with the term "record".

service type An implementation-defined classification of the type of work performed on a task.

set of books A financial reporting entity that uses a particular chart of accounts, functional currency and accounting calendar. You must define at least one set of books for each business location.

short name A unique identifier that is used as the root name for all related objects created in OADW. For example, the dimension short name CUST is the root name for related objects such as cubes and interface tables and must be unique. Short names are not translated, cannot include blank spaces, can contain only alphanumeric characters (a-z and 0-9), the dollar sign (\$), the pound sign (#), and the underscore character (_), and are limited to a maximum of 17-22 characters depending on the object type.

simple mapping Mapping one cube to one table, cube keys and measures are mapped to table columns.

slice and dice The standard description of the ability to access a data warehouse through any of its dimensions equally.

star schema A specific organization of a database in which a central fact table has multiple joins connecting it to other dimension tables, each with a single join

connected to the central fact table. Also called a "star join schema".

subtask A hierarchical unit of work. Subtasks are any tasks that you create under a parent task. Child subtasks constitute the lowest level of your work breakdown structure; where Oracle Projects looks when processing task charges and for determining task revenue accrual amounts. See *task*.

summarization Processing a project's cost, revenue, commitment, and budget information to be displayed in the Project, Task, and Resource Project Status windows. You must distribute costs for any expenditure items, accrue and release any revenue, create any commitments, and baseline a budget for your project before you can view summary project amounts. Formerly known as **accumulation**.

task A subdivision of project work. Each project can have a set of top level tasks and a hierarchy of subtasks below each top level task. See also *work breakdown structure*, *subtask*.

task organization The organization that is assigned to manage the work on a task.

task service type See *service type*.

unit of measure A unit of measure records quantities or amounts of an expenditure item. For example, if you specify the unit *Miles* when you define an expenditure type for personal car use, Oracle Projects calculates the cost of using a personal car by mileage.

window A box around a set of related information on your screen. Many windows can appear on your screen simultaneously and can overlap or appear adjacent to each other. Windows can also appear embedded in other windows. You can move a window to a different location on your screen.

work breakdown structure (WBS) The breakdown of project work into tasks. These tasks can be broken down further into subtasks, or hierarchical units of work.

Index

A

ADW_NOTIFY_FLAG parameter, 6-2

C

Collect Dimension and Fact Tables, 6-5

collection views, 3-9

 dimension tables, 3-10

 fact tables, 3-11

Column descriptions, E-3

Columns, Who, E-3

creating dimensions, 5-5

creating fact tables, 5-6

creating measures, 5-5

creating new hierarchies or hierarchy levels,
 5-5

D

database diagrams, conventions, C-4

Database triggers, E-5

database triggers, 6-2

dimension interface tables, 3-4

dimension table collection views, 3-10

dimensions

 creating, 5-5

 standard, 3-6

Dimensions window, 5-3

disabling standard dimensions, 5-3

disabling standard measures, 5-4

Discoverer

 business area, 7-2

 data folders, 7-3

 dimension folders, 7-3

 folder, 7-2

 items, 7-2

Discoverer End User Layer Folders

 Actual Revenue, Cost, and Commitment

 Amounts at Lowest Task Level, 7-8

 Actual Revenue, Cost, and Commitment

 Amounts at Project Level, 7-6

 Actual Revenue, Cost, and Commitment

 Amounts at Top Task Level, 7-7

 Budget Revenue and Budget Cost at Lowest
 Task Level, 7-11

 Budget Revenue and Budget Cost at Project
 Level, 7-9

 Budget Revenue and Budget Cost at Top
 Task Level, 7-10

 Budget Type, 7-12

 Expenditure Organization, 7-12

 Expenditure Type, 7-13

 Operating Unit (Multi-org), 7-13

 Project (Project Classification), 7-14

 Project (Project Type), 7-15

 Project Organization, 7-16

 Resource List, 7-16

 Service Type, 7-17

 Time, 7-17

F

fact interface tables, 3-3

fact table collection views, 3-11

fact tables, creating, 5–6
Foreign keys, E–2

G

Generate Collection Views, 6–9

H

hierarchies

- creating, 5–5
- standard, 3–7

hierarchy levels

- creating, 5–5
- standard, 3–7

I

Indexes, E–5

- important note about, E–5

interface tables, 3–2

- definition, 3–2
- dimension tables, 3–2
- fact tables, 3–2

Internal View List, D–9

L

Lookup types. *See* QuickCodes

M

measures

- creating, 5–5
- standard, 3–8

O

Oracle Project Analysis Collection Pack,
overview, 1–2

Oracle Projects profile options, 2–2

Oracle8 sequences. *See* Sequences

P

parameters, ADW_NOTIFY_FLAG, 6–2

Processes

- Collect Dimension and Fact Tables, 6–5

- Generate Collection Views, 6–9

- Refresh Dimension and Fact Tables, 6–8

- Update Project Summary Amounts, 6–4

profile options

- PA: ADW Collect Top Tasks, 2–3

- PA: Collection Pack Licensed, 2–2

Public Table List, D–4

Public View List, D–7

Q

QuickCodes, Columns that contain, E–2

R

Refresh Dimension and Fact Tables, 6–8

S

Sequences, E–5

Single Organization View List, D–11

standard dimensions, disabling, 5–3

standard measures, disabling, 5–4

standard metadata

- dimensions, 3–6

- hierarchies, 3–7

- hierarchy levels, 3–7

- measures, 3–8

T

Table and View Definitions

- PA_ADW_ACT_CMT_B_V, D–9

- PA_ADW_ACT_CMT_V, E–7

- PA_ADW_BGT_LINES_B_V, D–9

PA_ADW_BGT_LINES_V, E-9
 PA_ADW_BGT_TYPES_B_V, D-9
 PA_ADW_BGT_TYPES_V, E-10
 PA_ADW_CLASS_CATGS_B_V, D-9
 PA_ADW_CLASS_CATGS_V, E-11
 PA_ADW_CLASS_CODES_B_V, D-9
 PA_ADW_CLASS_CODES_V, E-12
 PA_ADW_CURRENT_TASKS, D-9
 PA_ADW_DIMENSION_STATUS, E-13
 PA_ADW_EXP_TYPES_B_V, D-9
 PA_ADW_EXP_TYPES_V, E-15
 PA_ADW_INTERFACED_TASKS, D-9
 PA_ADW_LOWEST_RLMEM_B_V, D-9
 PA_ADW_LOWEST_RLMEM_V, E-16
 PA_ADW_LOWEST_TASKS_V, E-17
 PA_ADW_OPER_UNITS_B_V, D-9
 PA_ADW_OPER_UNITS_V, E-22
 PA_ADW_ORGS_B_V, D-9
 PA_ADW_ORGS_V, E-23
 PA_ADW_PERIODS_V, E-24
 PA_ADW_PRJ_CLASSES_B_V, D-9
 PA_ADW_PRJ_CLASSES_V, E-26
 PA_ADW_PRJ_TYPES_B_V, D-9
 PA_ADW_PRJ_TYPES_V, E-27
 PA_ADW_PROJECTS_B_V, D-9
 PA_ADW_PROJECTS_V, E-28
 PA_ADW_R_ACT_CMT_B_V, D-9
 PA_ADW_R_ACT_CMT_V, E-30
 PA_ADW_R_BGT_LINES_B_V, D-9
 PA_ADW_R_BGT_LINES_V, E-32
 PA_ADW_R_ST_ACT_CMT_B_V, D-9
 PA_ADW_R_ST_ACT_CMT_V, E-18, E-20,
 E-34, E-39, E-41
 PA_ADW_RES_LISTS_B_V, D-9
 PA_ADW_RES_LISTS_V, E-29
 PA_ADW_SRVC_TYPES_B_V, D-9
 PA_ADW_SRVC_TYPES_V, E-36
 PA_ADW_TOP_RLMEM_B_V, D-9
 PA_ADW_TOP_RLMEM_V, E-37
 PA_ADW_TOP_TASKS_B_V, D-9
 PA_ADW_TOP_TASKS_V, E-38
 PA_ALL_EXP_TYPES_IT, E-43
 PA_ALL_FINANCIAL_YRS_IT, E-44
 PA_ALL_PRJ_TYPES_IT, E-45
 PA_ALL_SRVC_TYPES_IT, E-46

PA_BGT_TYPES_IT, E-47
 PA_CLASS_CATGS_IT, E-48
 PA_CLASS_CODES_IT, E-49
 PA_EXP_BUSINESS_GRPES_IT, E-51
 PA_EXP_ORGS_IT, E-52
 PA_EXP_TYPES_IT, E-53
 PA_FINANCIAL_QTRS_IT, E-55
 PA_FINANCIAL_YRS_IT, E-56
 PA_GL_PERIODS_IT, E-57
 PA_LEGAL_ENTITY_IT, E-58
 PA_LOWEST_RLMEM_IT, E-59
 PA_LOWEST_TASKS_IT, E-61
 PA_OPER_UNITS_IT, E-62
 PA_ORGS_IT, E-64
 PA_PERIODS_IT, E-65
 PA_PRJ_ACT_CMT_IT, D-11
 PA_PRJ_ACT_CMT_IT_ALL, E-67
 PA_PRJ_BGT_LINES_IT, D-11
 PA_PRJ_BGT_LINES_IT_ALL, E-70
 PA_PRJ_BUSINESS_GRPES_IT, E-72
 PA_PRJ_CLASSES_IT, E-73
 PA_PRJ_ORGS_IT, E-75
 PA_PRJ_TYPES_IT, D-11
 PA_PRJ_TYPES_IT_ALL, E-76
 PA_PROJECTS_IT, D-11
 PA_PROJECTS_IT_ALL, E-78
 PA_RES_LISTS_IT, D-10
 PA_RES_LISTS_IT_ALL_BG, E-80
 PA_SET_OF_BOOKS_IT, E-81
 PA_SRVC_TYPES_IT, E-82
 PA_TOP_RLMEM_IT, E-83
 PA_TOP_TASKS_IT, E-85
 PA_TSK_ACT_CMT_IT, D-11
 PA_TSK_ACT_CMT_IT_ALL, E-87
 PA_TSK_BGT_LINES_IT, D-11
 PA_TSK_BGT_LINES_IT_ALL, E-90

Tables

See also Table and View Definitions
 Column descriptions, E-3
 Foreign keys, E-2
 Indexes. *See* Indexes
 Primary Keys, E-3
 QuickCodes Columns, E-2
 Who columns, E-3, E-4

U

Update Project Summary Amounts, 6-4

V

View Definitions. *See* Table and View

Definitions

Views

See also Table and View Definitions; View
List

Derivation, E-5