ORACLE
JD EDWARDS ENTERPRISEONE

JD Edwards EnterpriseOne Equipment Cost Analysis 9.0 Implementation Guide

September 2008

ORACLE

JD Edwards EnterpriseOne Equipment Cost Analysis 9.0 Implementation Guide
SKU e190AEC-B 0908

Trademark Notice

Oracle is a registered trademark of Oracle Corporation and/or its affiliates. Other names may be trademarks of their respective owners.

License Restrictions Warranty/Consequential Damages Disclaimer

This software and related documentation are provided under a license agreement containing restrictions on use and disclosure and are protected by intellectual property laws. Except as expressly permitted in your license agreement or allowed by law, you may not use, copy, reproduce, translate, broadcast, modify, license, transmit, distribute, exhibit, perform, publish or display any part, in any form, or by any means. Reverse engineering, disassembly, or decompilation of this software, unless required by law for interoperability, is prohibited.

Subject to patent protection under one or more of the following U.S. patents: 5,781,908; 5,828,376; 5,950,010; 5,960,204; 5,987,497; 5,995,972; 5,987,497; and 6,223,345. Other patents pending.

Warranty Disclaimer

The information contained herein is subject to change without notice and is not warranted to be error-free. If you find any errors, please report them to us in writing.

Restricted Rights Notice

If this software or related documentation is delivered to the U.S. Government or anyone licensing it on behalf of the U.S. Government, the following notice is applicable:

U.S. GOVERNMENT RIGHTS

Programs, software, databases, and related documentation and technical data delivered to U.S. Government customers are "commercial computer software" or "commercial technical data" pursuant to the applicable Federal Acquisition Regulation and agency-specific supplemental regulations. As such, the use, duplication, disclosure, modification, and adaptation shall be subject to the restrictions and license terms set forth in the applicable Government contract, and, to the extent applicable by the terms of the Government contract, the additional rights set forth in FAR 52.227-19, Commercial Computer Software License (December 2007). Oracle USA, Inc., 500 Oracle Parkway, Redwood City, CA 94065.

Hazardous Applications Notice

This software is developed for general use in a variety of information management applications. It is not developed or intended for use in any inherently dangerous applications, including applications which may create a risk of personal injury. If you use this software in dangerous applications, then you shall be responsible to take all appropriate fail-safe, backup, redundancy and other measures to ensure the safe use of this software. Oracle Corporation and its affiliates disclaim any liability for any damages caused by use of this software in dangerous applications.

Third Party Content, Products, and Services Disclaimer

This software and documentation may provide access to or information on content, products and services from third parties. Oracle Corporation and its affiliates are not responsible for and expressly disclaim all warranties of any kind with respect to third party content, products and services. Oracle Corporation and its affiliates will not be responsible for any loss, costs, or damages incurred due to your access to or use of third party content, products or services.

Open Source Disclosure

Oracle takes no responsibility for its use or distribution of any open source or shareware software or documentation and disclaims any and all liability or damages resulting from use of said software or documentation. The following open source software may be used in Oracle's JD Edwards EnterpriseOne products and the following disclaimers are provided:

Contents

About This Documentation Preface

JD Edwards EnterpriseOne implementation guides provide you with the information that you need to implement and use JD Edwards EnterpriseOne applications from Oracle.

This preface discusses:

- JD Edwards EnterpriseOne application prerequisites.
- Application fundamentals.
- Documentation updates and downloading documentation.
- Additional resources.
- Typographical conventions and visual cues.
- Comments and suggestions.
- Common fields in implementation guides.

Note. Implementation guides document only elements, such as fields and check boxes, that require additional explanation. If an element is not documented with the process or task in which it is used, then either it requires no additional explanation or it is documented with common fields for the section, chapter, implementation guide, or product line. Fields that are common to all JD Edwards EnterpriseOne applications are defined in this preface.

JD Edwards EnterpriseOne Application Prerequisites

To benefit fully from the information that is covered in these books, you should have a basic understanding of how to use JD Edwards EnterpriseOne applications.

You might also want to complete at least one introductory training course, if applicable.

You should be familiar with navigating the system and adding, updating, and deleting information by using JD Edwards EnterpriseOne menus, forms, or windows. You should also be comfortable using the World Wide Web and the Microsoft Windows or Windows NT graphical user interface.

These books do not review navigation and other basics. They present the information that you need to use the system and implement your JD Edwards EnterpriseOne applications most effectively.

Application Fundamentals

Each application implementation guide provides implementation and processing information for your JD Edwards EnterpriseOne applications.

For some applications, additional, essential information describing the setup and design of your system appears in a companion volume of documentation called the application fundamentals implementation guide. Most product lines have a version of the application fundamentals implementation guide. The preface of each implementation guide identifies the application fundamentals implementation guides that are associated with that implementation guide.

The application fundamentals implementation guide consists of important topics that apply to many or all JD Edwards EnterpriseOne applications. Whether you are implementing a single application, some combination of applications within the product line, or the entire product line, you should be familiar with the contents of the appropriate application fundamentals implementation guides. They provide the starting points for fundamental implementation tasks.

Documentation Updates and Downloading Documentation

This section discusses how to:

- Obtain documentation updates.
- Download documentation.

Obtaining Documentation Updates

You can find updates and additional documentation for this release, as well as previous releases, on Oracle's PeopleSoft Customer Connection website. Through the Documentation section of Oracle's PeopleSoft Customer Connection, you can download files to add to your Implementation Guides Library. You'll find a variety of useful and timely materials, including updates to the full line of JD Edwards EnterpriseOne documentation that is delivered on your implementation guides CD-ROM.

Important! Before you upgrade, you must check Oracle's PeopleSoft Customer Connection for updates to the upgrade instructions. Oracle continually posts updates as the upgrade process is refined.

See Also

Oracle's PeopleSoft Customer Connection, http://www.oracle.com/support/support_peoplesoft.html

Downloading Documentation

In addition to the complete line of documentation that is delivered on your implementation guide CD-ROM, Oracle makes JD Edwards EnterpriseOne documentation available to you via Oracle's website. You can download PDF versions of JD Edwards EnterpriseOne documentation online via the Oracle Technology Network. Oracle makes these PDF files available online for each major release shortly after the software is shipped.

See Oracle Technology Network, http://www.oracle.com/technology/documentation/psftent.html

Additional Resources

The following resources are located on Oracle's PeopleSoft Customer Connection website:

Resource	Navigation
Application maintenance information	Updates + Fixes
Business process diagrams	Support, Documentation, Business Process Maps

Resource	Navigation
Interactive Services Repository	Support, Documentation, Interactive Services Repository
Hardware and software requirements	Implement, Optimize + Upgrade; Implementation Guide; Implementation Documentation and Software; Hardware and Software Requirements
Installation guides	Implement, Optimize + Upgrade; Implementation Guide; Implementation Documentation and Software; Installation Guides and Notes
Integration information	Implement, Optimize + Upgrade; Implementation Guide; Implementation Documentation and Software; Pre-Built Integrations for PeopleSoft Enterprise and JD Edwards EnterpriseOne Applications
Minimum technical requirements (MTRs)	Implement, Optimize + Upgrade; Implementation Guide; Supported Platforms
Documentation updates	Support, Documentation, Documentation Updates
Implementation guides support policy	Support, Support Policy
Prerelease notes	Support, Documentation, Documentation Updates, Category, Release Notes
Product release roadmap	Support, Roadmaps + Schedules
Release notes	Support, Documentation, Documentation Updates, Category, Release Notes
Release value proposition	Support, Documentation, Documentation Updates, Category, Release Value Proposition
Statement of direction	Support, Documentation, Documentation Updates, Category, Statement of Direction
Troubleshooting information	Support, Troubleshooting
Upgrade documentation	Support, Documentation, Upgrade Documentation and Scripts

Typographical Conventions and Visual Cues

This section discusses:

- Typographical conventions.
- Visual cues.
- Country, region, and industry identifiers.
- Currency codes.

Typographical Conventions

This table contains the typographical conventions that are used in implementation guides:

Typographical Convention or Visual Cue	Description
Bold	Indicates PeopleCode function names, business function names, event names, system function names, method names, language constructs, and PeopleCode reserved words that must be included literally in the function call.
Italics	Indicates field values, emphasis, and JD Edwards EnterpriseOne or other book-length publication titles. In PeopleCode syntax, italic items are placeholders for arguments that your program must supply. We also use italics when we refer to words as words or letters as letters, as in the following: Enter the letter *O*.
KEY+KEY	Indicates a key combination action. For example, a plus sign (+) between keys means that you must hold down the first key while you press the second key. For ALT+W, hold down the ALT key while you press the W key.
`Monospace font`	Indicates a PeopleCode program or other code example.
“ ” (quotation marks)	Indicate chapter titles in cross-references and words that are used differently from their intended meanings.
. . . (ellipses)	Indicate that the preceding item or series can be repeated any number of times in PeopleCode syntax.
{ } (curly braces)	Indicate a choice between two options in PeopleCode syntax. Options are separated by a pipe (|).
[ ] (square brackets)	Indicate optional items in PeopleCode syntax.
& (ampersand)	When placed before a parameter in PeopleCode syntax, an ampersand indicates that the parameter is an already instantiated object. Ampersands also precede all PeopleCode variables.

Visual Cues

Implementation guides contain the following visual cues.

Notes

Notes indicate information that you should pay particular attention to as you work with the JD Edwards EnterpriseOne system.

Note. Example of a note.

If the note is preceded by *Important!,* the note is crucial and includes information that concerns what you must do for the system to function properly.

Important! Example of an important note.

Warnings

Warnings indicate crucial configuration considerations. Pay close attention to warning messages.

Warning! Example of a warning.

Cross-References

Implementation guides provide cross-references either under the heading "See Also" or on a separate line preceded by the word *See.* Cross-references lead to other documentation that is pertinent to the immediately preceding documentation.

Country, Region, and Industry Identifiers

Information that applies only to a specific country, region, or industry is preceded by a standard identifier in parentheses. This identifier typically appears at the beginning of a section heading, but it may also appear at the beginning of a note or other text.

Example of a country-specific heading: "(FRA) Hiring an Employee"

Example of a region-specific heading: "(Latin America) Setting Up Depreciation"

Country Identifiers

Countries are identified with the International Organization for Standardization (ISO) country code.

Region Identifiers

Regions are identified by the region name. The following region identifiers may appear in implementation guides:

- Asia Pacific
- Europe
- Latin America
- North America

Industry Identifiers

Industries are identified by the industry name or by an abbreviation for that industry. The following industry identifiers may appear in implementation guides:

- USF (U.S. Federal)

- E&G (Education and Government)

Currency Codes

Monetary amounts are identified by the ISO currency code.

Comments and Suggestions

Your comments are important to us. We encourage you to tell us what you like, or what you would like to see changed about implementation guides and other Oracle reference and training materials. Please send your suggestions to your product line documentation manager at Oracle Corporation, 500 Oracle Parkway, Redwood Shores, CA 94065, U.S.A. Or email us at appsdoc@us.oracle.com.

While we cannot guarantee to answer every email message, we will pay careful attention to your comments and suggestions.

Common Fields Used in Implementation Guides

Address Book Number

Enter a unique number that identifies the master record for the entity. An address book number can be the identifier for a customer, supplier, company, employee, applicant, participant, tenant, location, and so on. Depending on the application, the field on the form might refer to the address book number as the customer number, supplier number, or company number, employee or applicant ID, participant number, and so on.

As If Currency Code

Enter the three-character code to specify the currency that you want to use to view transaction amounts. This code enables you to view the transaction amounts as if they were entered in the specified currency rather than the foreign or domestic currency that was used when the transaction was originally entered.

Batch Number

Displays a number that identifies a group of transactions to be processed by the system. On entry forms, you can assign the batch number or the system can assign it through the Next Numbers program (P0002).

Batch Date

Enter the date in which a batch is created. If you leave this field blank, the system supplies the system date as the batch date.

Batch Status

Displays a code from user-defined code (UDC) table 98/IC that indicates the posting status of a batch. Values are:

Blank: Batch is unposted and pending approval.

A: The batch is approved for posting, has no errors and is in balance, but has not yet been posted.

D: The batch posted successfully.

E: The batch is in error. You must correct the batch before it can post.

P: The system is in the process of posting the batch. The batch is unavailable until the posting process is complete. If errors occur during the post, the batch status changes to *E*.

U: The batch is temporarily unavailable because someone is working with it, or the batch appears to be in use because a power failure occurred while the batch was open.

Branch/Plant

Enter a code that identifies a separate entity as a warehouse location, job, project, work center, branch, or plant in which distribution and manufacturing activities occur. In some systems, this is called a business unit.

Business Unit

Enter the alphanumeric code that identifies a separate entity within a business for which you want to track costs. In some systems, this is called a branch/plant.

Category Code

Enter the code that represents a specific category code. Category codes are user-defined codes that you customize to handle the tracking and reporting requirements of your organization.

Company

Enter a code that identifies a specific organization, fund, or other reporting entity. The company code must already exist in the F0010 table and must identify a reporting entity that has a complete balance sheet.

Currency Code

Enter the three-character code that represents the currency of the transaction. JD Edwards EnterpriseOne provides currency codes that are recognized by the International Organization for Standardization (ISO). The system stores currency codes in the F0013 table.

Document Company

Enter the company number associated with the document. This number, used in conjunction with the document number, document type, and general ledger date, uniquely identifies an original document.

If you assign next numbers by company and fiscal year, the system uses the document company to retrieve the correct next number for that company.

If two or more original documents have the same document number and document type, you can use the document company to display the document that you want.

Document Number

Displays a number that identifies the original document, which can be a voucher, invoice, journal entry, or time sheet, and so on. On entry forms, you can assign the original document number or the system can assign it through the Next Numbers program.

Document Type

Enter the two-character UDC, from UDC table 00/DT, that identifies the origin and purpose of the transaction, such as a voucher, invoice, journal entry, or time sheet. JD Edwards EnterpriseOne reserves these prefixes for the document types indicated:

P: Accounts payable documents.

R: Accounts receivable documents.

T: Time and pay documents.

I: Inventory documents.

O: Purchase order documents.

S: Sales order documents.

Effective Date

Enter the date on which an address, item, transaction, or record becomes active. The meaning of this field differs, depending on the program. For example, the effective date can represent any of these dates:

- The date on which a change of address becomes effective.
- The date on which a lease becomes effective.
- The date on which a price becomes effective.
- The date on which the currency exchange rate becomes effective.
- The date on which a tax rate becomes effective.

Fiscal Period and **Fiscal Year**

Enter a number that identifies the general ledger period and year. For many programs, you can leave these fields blank to use the current fiscal period and year defined in the Company Names & Number program (P0010).

G/L Date (general ledger date)

Enter the date that identifies the financial period to which a transaction will be posted. The system compares the date that you enter on the transaction to the fiscal date pattern assigned to the company to retrieve the appropriate fiscal period number and year, as well as to perform date validations.

JD Edwards EnterpriseOne Equipment Cost Analysis Preface

This preface discusses:

- JD Edwards EnterpriseOne products.
- JD Edwards EnterpriseOne application fundamentals.

JD Edwards EnterpriseOne Products

This implementation guide refers to these JD Edwards EnterpriseOne products from Oracle:

- JD Edwards EnterpriseOne Capital Asset Management.
- JD Edwards EnterpriseOne Equipment Cost Analysis.
- JD Edwards EnterpriseOne General Ledger.

JD Edwards EnterpriseOne Application Fundamentals

Additional, essential information describing the setup and design of the system resides in companion documentation. The companion documentation consists of important topics that apply to many or all JD Edwards EnterpriseOne product lines:

- *JD Edwards EnterpriseOne Financial Management Solutions Application Fundamentals Implementation Guide*
- *JD Edwards EnterpriseOne Fixed Assets Implementation Guide*

Customers must conform to the supported platforms for the release as detailed in the JD Edwards EnterpriseOne minimum technical requirements. In addition, JD Edwards EnterpriseOne may integrate, interface, or work in conjunction with other Oracle products. Refer to the cross-reference material in the Program Documentation at http://oracle.com/contracts/index.html for Program prerequisites and version cross-reference documents to assure compatibility of various Oracle products.

CHAPTER 1

Getting Started with JD Edwards EnterpriseOne Equipment Cost Analysis

This chapter discusses:

- JD Edwards EnterpriseOne Equipment Cost Analysis overview.
- JD Edwards EnterpriseOne Equipment Cost Analysis integrations.
- JD Edwards EnterpriseOne Equipment Cost Analysis implementation.

JD Edwards EnterpriseOne Equipment Cost Analysis Overview

As a complement to the JD Edwards EnterpriseOne Capital Asset Management (CAM) product, the JD Edwards EnterpriseOne system provides companies with the ability to perform detailed cost analysis on the equipment that they own and maintain. Equipment cost analysis benefits companies that use a variety of equipment and need to identify current problem areas or track increasing operational costs that point to future problems. For example, you could compare the maintenance costs for a group of related equipment over a number of financial years, or compare the maintenance costs for a type of equipment operating under a number of different operating environments or across different sites.

The JD Edwards EnterpriseOne Equipment Cost Analysis functionality is designed to supplement existing financial inquiries by providing the tools to analyze existing equipment cost information that is based on equipment coding rather than account coding. JD Edwards EnterpriseOne Equipment Cost Analysis enables you to generate and review cost summaries for equipment and assets. Cost summaries are based on relationships that you define for equipment. These relationships can be hierarchical, which are based on a hierarchy of equipment records; and logical, which are based on category codes that you use when setting up equipment and assets. For example, to summarize costs at the truck level, a trucking company might define a hierarchy relationship between all of the components of a vehicle. A utility company might establish category code relationships that represent different circuits to compare costs across different circuits.

With the JD Edwards EnterpriseOne Equipment Cost Analysis system, you can:

- Define groups and subgroups of equipment or assets that you want to include in cost analysis.
- Summarize costs that are based on the parent/child hierarchical relationship between equipment records.
- Review the total cost of maintaining an equipment assembly when, due to its size and critical role, the assembly has been broken down into components for history and cost tracking.
- Summarize costs that are based on equipment category code relationships between equipment records.
- Review the total cost of maintaining a specific type of equipment or an equipment group within a production plant, including the costs that are associated with the equipment components.

JD Edwards EnterpriseOne Equipment Cost Analysis Integrations

The JD Edwards EnterpriseOne Equipment Cost Analysis system integrates with these JD Edwards EnterpriseOne systems:

- JD Edwards EnterpriseOne CAM
- JD Edwards EnterpriseOne General Ledger

The JD Edwards EnterpriseOne Equipment Cost Analysis system works with other JD Edwards EnterpriseOne systems to ensure that all information is fully integrated into the general ledger. We discuss integration considerations in the implementation chapters of this implementation guide. Supplemental information about third-party application integrations is located in the Oracle | PeopleSoft Customer Connection website.

JD Edwards EnterpriseOne Capital Asset Management

JD Edwards EnterpriseOne Equipment Cost Analysis is a supplement to the JD Edwards EnterpriseOne CAM system. You use JD Edwards EnterpriseOne Equipment Cost Analysis to analyze the costs that are associated with the assets and equipment that you enter and manage using the JD Edwards EnterpriseOne CAM system.

JD Edwards EnterpriseOne General Ledger

The JD Edwards EnterpriseOne Equipment Cost Analysis system uses cost information that is stored in the JD Edwards EnterpriseOne General Ledger and has been posted to the JD Edwards EnterpriseOne Fixed Assets balance table to calculate the costs that are associated with each asset or piece of equipment.

JD Edwards EnterpriseOne Equipment Cost Analysis Implementation

This section provides an overview of the steps that are required to implement the JD Edwards EnterpriseOne Equipment Cost Analysis system.

In the planning phase of an implementation, take advantage of all Oracle sources of information, including the installation guides and troubleshooting information. A complete list of resources appears in the preface in *About This Documentation* with information about where to find the most current version of each.

When determining which electronic software updates (ESUs) for JD Edwards EnterpriseOne CBM, use the EnterpriseOne and World Change Assistant. EnterpriseOne and World Change Assistant, a Java-based tool, reduces the time required to search and download ESUs by 75 percent or more and enables you to install multiple ESUs at one time.

See *JD Edwards EnterpriseOne Tools 8.98 Software Update Guide*

Global Implementation Steps

This table lists the global implementation steps for the JD Edwards EnterpriseOne Equipment Cost Analysis system:

Step	Reference
1. Set up companies, fiscal date patterns, and business units.	*JD Edwards EnterpriseOne Financial Management Application Fundamentals 9.0 Implementation Guide*, "Setting Up Organizations"
2. Set up accounts, and the chart of accounts.	*JD Edwards EnterpriseOne Financial Management Application Fundamentals 9.0 Implementation Guide*, "Setting Up Bank Accounts"
3. Set up the General Accounting constants.	*JD Edwards EnterpriseOne General Accounting 9.0 Implementation Guide*, "Setting Up the General Accounting System"
4. Set up ledger type rules.	*JD Edwards EnterpriseOne General Accounting 9.0 Implementation Guide*, "Setting Up the General Accounting System," Setting Up Ledger Type Rules for General Accounting
5. Enter address book records.	*JD Edwards EnterpriseOne Address Book 9.0 Implementation Guide*, "Entering Address Book Records"

Equipment Cost Analysis Implementation Steps

This table lists the implementation steps for the JD Edwards EnterpriseOne Equipment Cost Analysis system:

Step	Reference
1. Set up the JD Edwards EnterpriseOne CAM system.	*JD Edwards EnterpriseOne Capital Asset Management 9.0 Implementation Guide*, "Setting Up Capital Asset Management"
2. Define the scope for equipment cost analysis.	Chapter 2, "Setting Up Equipment Cost Analysis," Defining the Scope for the Equipment Cost Analysis, page 5
3. Set up equipment cost analysis rules.	Chapter 2, "Setting Up Equipment Cost Analysis," Setting Up Equipment Cost Analysis Rules, page 13

CHAPTER 2

Setting Up Equipment Cost Analysis

This chapter provides an overview of equipment cost analysis setup and discusses how to:

- Define the scope for the equipment cost analysis.
- Set up equipment cost analysis rules.

Understanding Equipment Cost Analysis Setup

To perform equipment cost analysis, you have to complete some setup tasks. In addition to setting up equipment and assets, you must:

- Define equipment groups and subgroups.
- Define equipment filters.
- Set up analysis type and cost classification user-defined codes.
- Set up equipment cost analysis rules.
- Define inquiry columns for viewing equipment cost detail.

You define the equipment groups and subgroups that you want to analyze and then associate each subgroup with the equipment and date range that you want to include in the analysis. Each group and subgroup that you set up is associated with an analysis type code. Based on the analysis type, you define equipment cost analysis rules that define which accounts to include in the equipment cost analysis. The cost classification code on the rule is associated with each account that is selected and used when defining the inquiry columns. Finally, you define inquiry columns to indicate what types of costs that you want to compare and analyze (for example, labor and material costs, or budget and actual numbers).

Defining the Scope for the Equipment Cost Analysis

This section provides overviews of scope definition and inquiry column definition, lists a prerequisite, and describes how to:

- Set processing options for the Equipment Cost Analysis program (P13801).
- Define groups, subgroups, and search filters.
- Setting up inquiry columns.

Understanding Scope Definition

Before you perform equipment cost analysis, you uniquely identify a cost analysis by defining groups and subgroups of assets or equipment for which you want to analyze costs. For example, an equipment grouping could, consist of a process within a production facility for which you want to determine the total cost. Equipment types could be all pumps, motors, and so on, with similar characteristics within a facility that you want to analyze. A group can contain multiple subgroups so that comparisons can be made that are based on different equipment filters and date ranges.

Building an equipment cost analysis requires these steps:

- Define groups and subgroups.
- Define equipment filter criteria.
- Determine whether to include equipment components.
- Retrieve the equipment that matches the filter criteria.

After you have performed all of these steps, you can use the Save Search function to save the group and subgroup definition, the equipment filters, and the equipment that you retrieved, based on the filter setup. The system saves the equipment cost analysis definition to these tables and uses the definition to calculate and display equipment costs:

- Equipment Analysis Groups table (F1380).
- Equipment Analysis Filters table (F1381).
- Equipment Analysis Listing table (F1382).

Note. You cannot use the Save Search function until the group or subgroup is defined, the equipment filters have been set up, and you have retrieved at least one piece of equipment that matches the equipment filters.

If you change the group or subgroup definition or the equipment filters, and save the new information, the system deletes the cost for this cost analysis from the Equipment Analysis Cost table (F1383) since it no longer reflects the group definition and associated equipment listing.

Groups and Subgroups

To determine what equipment to include in an equipment cost analysis, you set up equipment groups and subgroups, and associate them with an analysis type code. You specify a date range to indicate the period for which you want to retrieve equipment costs from the Account Balance File table (F1202) and the Account Ledger table (F0911). The system stores group and subgroup definitions are stored in the Equipment Analysis Group table (F1380).

To include equipment components that are set up in the equipment hierarchy in the equipment cost analysis, you can select an option to expand parent equipment to its more discrete levels. The equipment components are included in the equipment cost analysis even though they might not match the equipment filters that you define. When you perform the equipment cost analysis, the costs of these equipment components are rolled up to the parent equipment.

When you review or copy an existing group or subgroup definition, the system retrieves the associated equipment filter from the Equipment Analysis Filters table (F1381). At this point, you can review and update the group and subgroup definitions as needed.

Equipment Search Filters

After you set up a group or subgroup for the equipment cost analysis, including the analysis type that links the cost analysis to the rules that were set up in the Equipment Cost Analysis Rules program (P13803), you can use the filter fields that are provided on the Define Group/Subgroup form to specify the equipment to include in the cost analysis.

Depending on whether you are working with assets or with equipment, the filter fields are based on the Asset Master File table (F1201) or the Asset Master File table together with the Equipment Master Extension table (F1217) table. The F1217 table contains additional fields, such as Product Model and Product Family, as well as additional category codes.

Note. To make the equipment search more efficient, we recommend that you use category codes when setting up equipment. Category codes provide additional search criteria for the selection of equipment to include in the cost analysis.

When you save the search, this step saves the equipment group or subgroup definition, the equipment filters that you defined, and the equipment that is returned by the search to the tables that calculate and display the asset costs.

The filter selection that you apply to the equipment tables is stored in the Equipment Analysis Filters table when you save the group definition. The equipment that you retrieve by applying the equipment filters is stored in the Equipment Analysis Listing table.

Understanding Inquiry Column Definition

To define which equipment cost information to review on the Equipment Cost Analysis program (P13801), you can use the Equipment Cost Analysis Inquiry Columns program (P13804) to set up the columns to include in the display. You can define inquiry columns for a variety of costs, including:

- Actual labor
- Actual material
- Total maintenance
- Budget total
- For each column that you set up, you define a calculation formula that indicates how to calculate the amounts.

  The calculation formula is based on the defined classification codes that you set up for equipment cost analysis. The inquiry column definitions for the equipment cost analysis are stored in the Inquiry Columns table (F5192).

  Note. The Equipment Cost Analysis program enables you to include up to 10 columns of cost information in the display.

The cost classification codes that you use to use to create the formula are two-digit numeric codes with values ranging from 01 to 99. Ensure that you enter the leading zero where necessary. For example, 03+07+12 is a valid formula.

Prerequisite

Ensure that you set up the cost classification codes and calculation formulas for inquiry columns in the Cost Classification user-defined code (UDC) table (13/CC).

Forms Used to Define Scope for the Equipment Cost Analysis

Form Name	FormID	Navigation	Usage
Work With Equipment Cost Analysis	W13801B	• Equipment Cost Analysis (G13ECA), Equipment Cost Analysis - Asset • Equipment Cost Analysis (G13ECA), Equipment Cost Analysis - Equipment	Work with equipment cost analysis.
Define Group/Subgroup - Asset	W13801D	Click Add on the Asset - Work With Equipment Cost Analysis form.	Define groups, subgroups, and search filters.
Define Group/Subgroup - Equipment	W13801C	Click Add on the Work With Equipment Cost Analysis form.	Define groups, subgroups, and search filters.
Work With Inquiry Columns	W13804A	Equipment Cost Analysis (G13ECA), Equipment Cost Analysis Inquiry Columns	Work with inquiry columns.
Define Inquiry Columns	W13804B	Click Add on the Work With Inquiry Columns form.	Set up inquiry columns.

Setting Processing Options for the Equipment Cost Analysis Program (P13801)

These processing options control the default processing for the Equipment Costs Analysis program.

Defaults

1. Group / Subgroup Filter

Specify which table the system uses when you create a new equipment cost analysis definition. Values are:

1: Asset Master

2: Asset Master / Equipment Extension

2. Equipment Cost Analysis Type

Specify which Equipment Cost Analysis Type to use when you create a new Equipment Cost Analysis Group / Subgroup. Use the Equipment Cost Analysis Type to control which accounts are included in the analysis and what columns are available. Values are included in UDC 13/CT (Equipment Cost Analysis).

3. Column Name 01, 4. Column Name 02, 5. Column Name 03, 6. Column Name 04, 7. Column Name 05, 8. Column Name 06, 9. Column Name 07, 10. Column Name 08, 11. Column Name 09, 12. Column Name 10

Specify the column-name default value for columns 01 through 10. The system uses these columns to control the way that the system displays cost information. You use the Equipment Cost Analysis Inquiry Columns program (P13804) to define the column names.

Versions

1. Asset Master Revisions (P1201) Version
Specify the version of the Asset Master Revisions program (P1201) that the system uses. If you leave this processing option blank, the system uses the ZJDE0001 version.

2. Equipment Master Revisions (P1702) Version
Specify the version of the Equipment Master Revisions program (P1702) that the system uses. If you leave this processing option blank, the system uses the ZJDE0002 version.

3. Work Order Cost (P48211) Version
Specify the version of the Work Order Cost program (P48211) that the system uses. If you leave this processing option blank, the system uses the ZJDE0001 version.

4. Cost Summary (P122101) Version
Specify the version of the Cost Summary program (P122101) that the system uses. If you leave this processing option blank, the system uses the ZJDE0002 version.

5. Export Equipment Cost (R13801A) Version
Specify the version of the Export Equipment Cost program (R13801A) that the system uses. If you leave this processing option blank, the system uses the XJDE0001 version.

6. Equipment Cost Analysis (P13803) Version
Specify the version of the Equipment Cost Analysis Rules program (P13803) that the system uses. If you leave this processing option blank, the system uses the ZJDE0001 version.

Defining Groups, Subgroups, and Search Filters

Access the Define Group/Subgroup - Equipment or the Define Group/Subgroup - Asset form.

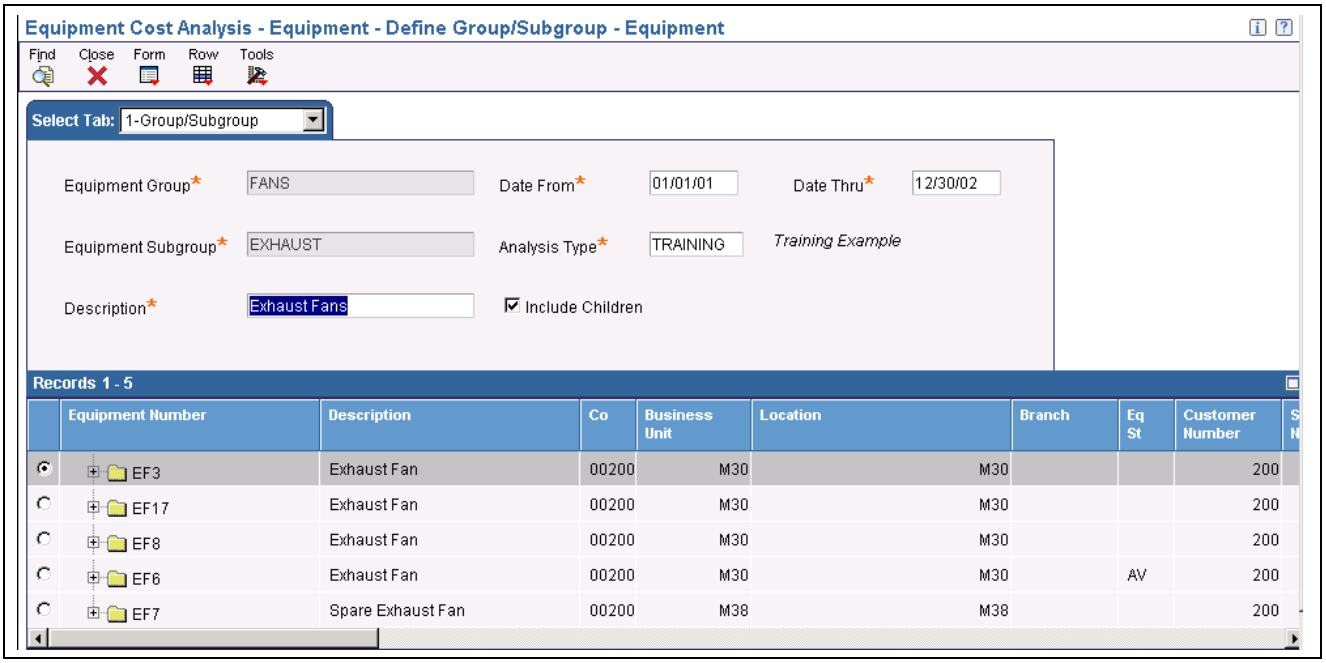

Define Group/Subgroup - Equipment form

Equipment Group
Enter the name of the specific equipment group to analyze.

Equipment Subgroup Enter the name of the specific equipment subgroup, within an equipment group, to analyze.

Date From Enter the beginning date for which the transaction or code is applicable.

Date Thru Enter the ending date for which the transaction or code is applicable.

Analysis Type Enter the equipment cost analysis type. Equipment cost analysis types control the accounts that the system includes in the analysis and which columns are available. Enter a value from UDC 13/CT (Equipment Cost Analysis).

Include Children Specify whether to include children (components) with their parent equipment. Values are:

On: Include children.

Off: Do not include children.

If you selected the Include Children option, you can expand parent assets to display their components.

Asset Number (ASII) Enter the identification code that represents an asset. You enter the identification code in one of these formats:

1: Asset number (a computer-assigned, eight-digit, numeric control number).

2: Unit number (a 12-character alphanumeric field).

3: Serial number (a 25-character alphanumeric field).

Every asset has an asset number. You can use unit number and serial number to further identify assets. If this is a data entry field, the first character that you enter indicates whether you are entering the primary (default) format that is defined for the system, or one of the other two formats. A special character (such as ÷ or ×) in the first position of this field indicates which asset number format you are using. You assign special characters to asset number formats in the fixed assets system constants.

Business Unit Enter the alphanumeric code that identifies a separate entity within the business for which you want to track costs. For example, a business unit might be a warehouse location, job, project, work center, branch, or plant.

You can assign a business unit to a document, entity, or person for purposes of responsibility reporting. For example, the system provides reports of open accounts payable and accounts receivable by business unit to track equipment by responsible department.

Business unit security might prevent you from viewing information about business units for which you have no authority.

Site Enter the address book number for the lessor, renter, or lending institution.

Location Enter the current physical location of an asset. The location must have a valid business unit or job number in the Business Unit Master table (F0006).

Equipment Status Enter the status of the equipment. The system uses this code to identify the equipment or disposal status of an asset, such as available, down, or disposed. Enter a value from UDC 12/ES (Status or Disposal Code).

Company Enter the identification number of the specific organization, fund, or other reporting entity. The company code must already exist in the Company

Constants table (F0010) and must identify a reporting entity that has a complete balance sheet. At this level, you can have intercompany transactions.

Note. You can use company 00000 for default values such as dates and automatic accounting instructions (AAIs). You cannot use company 00000 for transaction entries.

Product Model

Specify the code that classifies an inventory item into a model for customer service.

Some examples include Laser Printer, InkJet, or Fax. Enter a value from UDC 17/PM (Product Model).

Product Family

Specify the code that classifies an inventory item into a group for customer service.

Some examples include Laser Printer, InkJet, or Fax. Enter a value from UDC 17/PA (Product Family).

Branch

Specify the high-level business unit. Use this code to refer to a branch or plant that might have departments or jobs, which represent lower-level subordinate business units. For example:

- Branch/Plant (MMCU)
- Dept A (MCU)
- Dept B (MCU)
- Job 123 (MCU)

Business unit security is based on the higher-level business unit.

Display Children

Specify whether you want children (components) to display with their associated parent assets. The balance of this statement as printed is deleted. Values are:

On: Display both children and parent assets.

Off: Display only parent assets.

Major Accounting Class

Specify a value from UDC 12/C1 (Major Accounting Class) that the system uses to determine the accounting class category code. You use this accounting category code to classify assets into groups or families (for example, 100 for land, 200 for vehicles, and 300 for general office equipment).

We recommend that you set up major class codes that correspond to the major general ledger object accounts to facilitate the reconciliation to the general ledger.

Note. If you do not use the major accounting class code, you must set up a value for blank in the UDC table.

Major Equipment Class

Specify a value from UDC 12/C2 (Major Equipment Class) that the system uses to classify assets into groups or families. You use the equipment category code as a subclass to further define the accounting class (for example, 310 for copy equipment, 320 for projectors, and 330 for typewriters) within the accounting class for general office equipment.

Note. If you do not use the major equipment class, you must set up a value for blank in the UDC table.

Manufacturer Specify a value from UDC 12/C3 (Manufacturer) that the system uses to classify assets into groups or families. You use the manufacturer category code to further define subclass codes. For example, you can define an International Harvester, single-axle within the subclass for trucks.

Model Year Specify a value from UDC 12/C4 (Model Year) that the system uses to classify assets into groups or families. You use the model year category code to further define the subclass codes. For example, you can define a 1990 International Harvester, single-axle within the subclass for trucks.

Usage Miles or Hours Specify a value from UDC 12/C5 (Usage Miles or Hours) that the system uses to classify assets into groups or families. You use the usage category codes to further define the subclass codes.

Setting Up Inquiry Columns

Access the Define Inquiry Columns form.

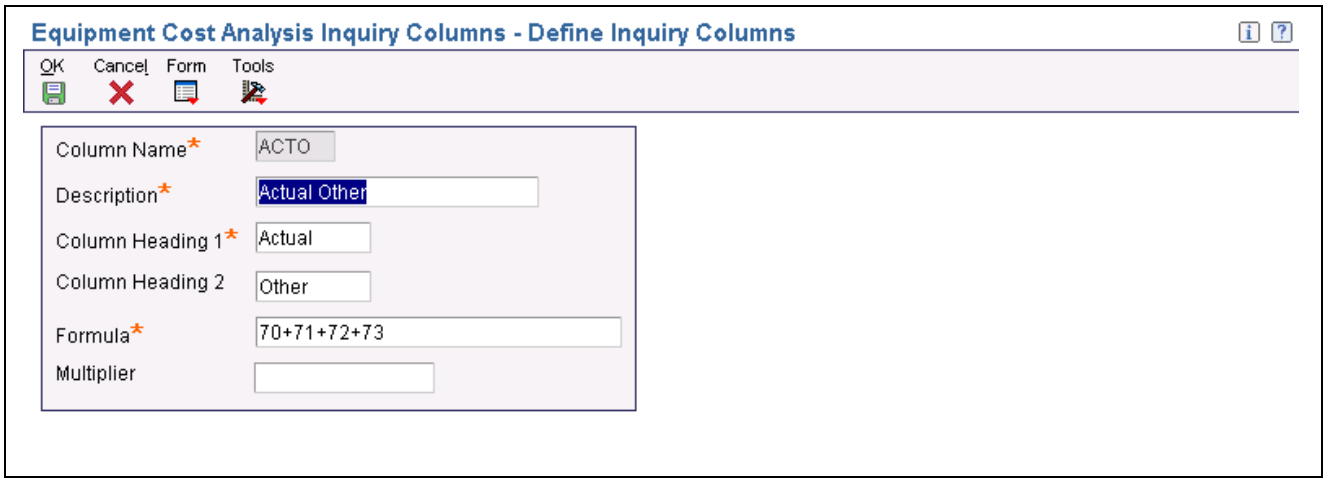

Define Inquiry Columns form

Column Name Enter the code that identifies a column. A column represents a performance factor, such as the average unit cost for an item and the last cost that you paid for an item. For example, you can review performance factors to compare suppliers' costs and services for a certain item.

Column Heading 1 Specify the first line in the heading that describes the column on the Equipment Cost Analysis form. The system automatically centers this line for the column.

Formula Enter a calculation to determine an amount or quantity for this column. You can use a single predefined value or multiple predefined values in conjunction with mathematical operators to enter a formula. Valid mathematical operators are:

+ Add.

− Subtract.

× Multiply.

÷ Divide.

( ) Left and right parentheses for nesting.

For example, you can enter this formula to calculate on-time percentages:

20 ÷ (20 + 21 + 22)

The preceding formula equals on-time percentages because:

- 20 is the value for on-time amounts.
- 21 is the value for early amounts.
- 22 is the value for late amounts.

Multiplier

Enter the factor by which the amounts or unit quantities in a column are multiplied.

The result of the calculation in the Formula field is multiplied by this factor before the system displays it on the Equipment Cost Analysis form.

For example, to scale down extremely large numbers to thousands, enter *.001*. To display percentages as whole numbers, enter *100*.

Use a multiplier of 1 for equipment statistics, such as hours, miles or fuel, to provide a positive value.

Setting Up Equipment Cost Analysis Rules

This section provides an overview of equipment cost analysis rules and describes how to:

- Set processing options for the Equipment Cost Analysis Rules program (P13803).
- Set up equipment cost analysis rules.

Understanding Equipment Cost Analysis Rules

To define how the system calculates costs that are included in an equipment cost analysis, you set up equipment cost analysis rules. Equipment cost analysis rules define which accounts are included in the cost analysis that is based on an analysis type code. The rules also determine the relationship between each account and the cost classification code establishes the defined inquiry columns on the Equipment Cost Analysis program (P13801). Equipment cost analysis rules have two primary functions to support equipment cost analysis:

- Filter equipment costs.
- Define the cost classification code.

Analysis type codes are required for defining the equipment groups and subgroups for the equipment analysis. Analysis type codes are user-defined codes (UDCs) that you set up in UDC 13/CT (Analysis Type Code). The system uses the analysis type code to search for equipment cost analysis rules. The search is performed first for the account company and then for the default company 0000, using this sequence:

- Company, ledger type, business unit, object account, subsidiary.
- Company, ledger type, object account, subsidiary.
- Company, ledger type, object account.

If the search does not retrieve a match for the account company or the default company, no analysis rule exists; and the account is not included in the cost analysis.

If an equipment cost analysis rule is found, the system returns the cost classification code for the rule and records it in the Equipment Analysis Costs table for each account. The cost classification code is set up in UDC 13/CC (Cost Classification). Use this code when you define the inquiry columns that display the cost information on the Equipment Cost Detail form.

The system stores equipment cost analysis rules in the Equipment Analysis Rules table (F1385).

Prerequisites

Before you complete the tasks in this section:

- Ensure that the cost analysis type code with which you want to associate cost analysis rules is set up in the Analysis Type UDC table (13/CT).
- Ensure that the cost classification codes for equipment cost analysis rules are set up in the Cost Classification UDC table (13/CC).

Forms Used to Set Up Equipment Cost Analysis Rules

Form Name	FormID	Navigation	Usage
Work With Equipment Cost Analysis Rules	W13803A	Equipment Cost Analysis (G13ECA), Equipment Cost Analysis Rules	Work with equipment cost analysis rules.
Equipment Cost Analysis Rules	W13803B	Click Add on the Work With Equipment Cost Analysis Rules form.	Set up equipment cost analysis rules.

Setting Processing Options for Equipment Cost Analysis Rules Program (P13803)

Processing options enable you to specify the default processing for programs and reports.

Versions

1. Accounts (P0901) Version Specify the version of the Accounts program (P0901) that the system uses. If you leave this processing option blank, the system uses the ZJDE0001 version.

Setting Up Equipment Cost Analysis Rules

Access the Equipment Cost Analysis Rules form.

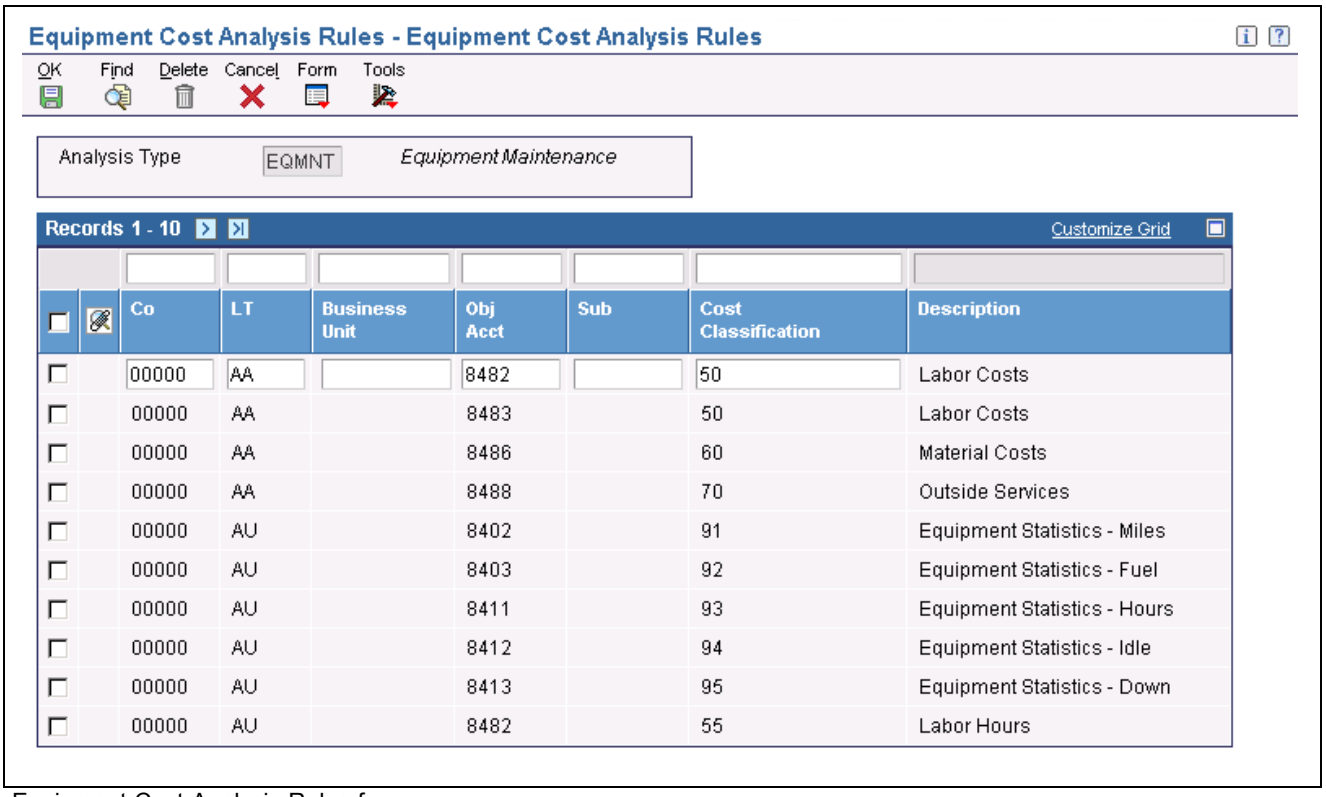

Co	LT	Business Unit	Obj Acct	Sub	Cost Classification	Description
00000	AA		8482		50	Labor Costs
00000	AA		8483		50	Labor Costs
00000	AA		8486		60	Material Costs
00000	AA		8488		70	Outside Services
00000	AU		8402		91	Equipment Statistics - Miles
00000	AU		8403		92	Equipment Statistics - Fuel
00000	AU		8411		93	Equipment Statistics - Hours
00000	AU		8412		94	Equipment Statistics - Idle
00000	AU		8413		95	Equipment Statistics - Down
00000	AU		8482		55	Labor Hours

Equipment Cost Analysis Rules form

Analysis Type

Enter the code that identifies a specific equipment cost analysis type. Equipment cost analysis types control the accounts that the system includes in the analysis and which columns are available. Enter a value from UDC 13/CT (Equipment Cost Analysis).

Co (company)

Enter the code that identifies a specific organization, fund, or other reporting entity. The company code must already exist in the Company Constants table and must identify a reporting entity that has a complete balance sheet. At this level, you can have intercompany transactions.

Note. You can use company 00000 for default values such as dates and AAIs. You cannot use company 00000 for transaction entries.

LT (ledger type)

Enter a value from UDC 09/LT (Ledger Types) that the system uses to specify the type of ledger, such as AA (Actual Amounts), BA (Budget Amount), or AU (Actual Units). You can set up multiple, concurrent accounting ledgers within the general ledger to establish an audit trail for all transactions.

Business Unit

Specify the entity within a business for which you want to track costs. For example, a business unit might be a warehouse location, job, project, work center, branch, or plant.

You can assign a business unit to a document, entity, or person for purposes of responsibility reporting. For example, the system provides reports of open accounts payable and accounts receivable by business unit to track equipment by responsible department.

Business unit security might prevent you from viewing information about business units for which you have no authority.

Obj Acct (object account)

Specify the object account. The object account is the portion of a general ledger account that refers to the division of the Cost Code (for example, labor, materials, and equipment) into subcategories. For example, you can divide the Cost Code for labor into regular time, premium time, and burden.

Note. If you use a flexible chart of accounts and the object account is set to six digits, It is recommended that you use all six digits. For example, entering 000456 is not the same as entering 456, because if you enter 456, the system enters three blank spaces to fill a six-digit object.

Sub (subsidiary account)

Specify the subsidiary account, which is a subset of an object account. Subsidiary accounts include detailed records of the accounting activity for an object account.

Note. If you are using a flexible chart of accounts and the object account is set to six digits, you must use all six digits. For example, entering 000456 is not the same as entering 456 because, if you enter 456, the system enters three blank spaces to fill a six-digit object.

Cost Classification

Specify how the system associates account numbers with cost buckets, such as material costs, labor costs, other costs, or special costs. Enter a values from UDC 13/CC (Cost Classification). Correct cost classification ensures that costs are rolled up into the correct cost columns within the Equipment Cost Analysis program (P13801).

CHAPTER 3

Analyzing Equipment Costs

This chapter provides an overview of equipment cost analysis and discusses how to:

- Generate equipment costs.
- Review equipment costs.

Understanding Equipment Cost Analysis

As a complement to JD Edwards EnterpriseOne Capital Asset Management (CAM), the JD Edwards EnterpriseOne system provides companies with the ability to perform detailed cost analysis on the equipment that they own and maintain. The JD Edwards EnterpriseOne Equipment Cost Analysis system benefits companies that use a variety of equipment and need to identify current problem areas or track increasing operational costs that point to future problems. For example, you could compare the maintenance costs for a group of related equipment over a number of financial years, or compare the maintenance costs for a type of equipment operating under a number of different operating environments or across different sites.

The JD Edwards EnterpriseOne Equipment Cost Analysis functionality is designed to supplement existing financial inquiries by providing the tools to analyze existing equipment cost information that is based on equipment coding rather than account coding. JD Edwards EnterpriseOne Equipment Cost Analysis enables you to generate and review cost summaries for equipment and assets. Cost summaries are based on relationships that you define for the equipment. These relationships can be hierarchical, which are based on a hierarchy of equipment records; and logical, which are based on category codes that you use when setting up equipment and assets. For example, to summarize costs at the truck level, a trucking company might define a hierarchy relationship between all of the components of a vehicle. A utility company might establish category code relationships that represent different circuits to compare costs.

JD Edwards EnterpriseOne Equipment Cost Analysis enables consolidation of equipment costs into defined groups that are based on the parent/child equipment structure and the equipment category code structure. Revenue, depreciation, purchase, maintenance costs, and statistics can be reported directly for the equipment without a work order. Thus, the primary source of cost information are the Asset Account Balances File table and the Account Ledger table when partial period cost information by account is required. After the cost information is calculated, it is stored and available for ongoing and trend analysis.

JD Edwards EnterpriseOne Equipment Cost Analysis enables you to:

- Summarize costs that are based on the parent/child hierarchical relationship between equipment records.
- Review the total cost of maintaining an equipment assembly when, due to its size and critical role, the assembly has been broken down into components for history and cost tracking.
- Summarize costs that are based on equipment category code relationships between equipment records.
- Review the total cost of maintaining a specific type of equipment or an equipment group within a production plant, including the costs that are associated with the equipment components.

Generating Equipment Costs

This section provides an overview of equipment cost generation and describes how to:

- Generate equipment costs online.
- Generate equipment costs in batch.

Understanding Equipment Cost Generation

You can generate the costs for the equipment cost analysis both online and in a batch. Both methods support the same functionality. We recommend using batch mode if both the group and subgroup include a large equipment selection, many levels within the parent/child equipment hierarchy, or a date range that requires a long processing time.

You run the Generate Equipment Costs program to generate equipment costs for the equipment groups or subgroups that you have defined. The program generates the costs for each piece of equipment, based on the equipment cost analysis rules that indicate from which accounts it should retrieve costs. Period totals can be retrieved from the Asset Account Balances File table, whereas partial period cost information by account is available in the Account Ledger table. The equipment costs for equipment components are rolled up to the parent level if the option to include children was selected for the subgroup.

The equipment cost analysis information is stored by group, subgroup, and date range in the F1383 table. The advantage of storing this information is that you can compare the costs that are associated with similar groups of equipment from different areas of the organization and recognize trends in the cost of groups of equipment over different time periods. You can regenerate costs whenever necessary. The system stores the generation dates for reference.

If you generate the costs for an equipment group or subgroup through batch, you access the Generate Equipment Costs program (R13801B) from the Equipment Cost Analysis menu. You can use either of these methods to do this online by accessing:

- Work With Equipment Cost Analysis form.

  Select Generate Cost from the Row menu.

- Equipment Cost Detail form.

  If the costs for any subgroup within the equipment group that you are analyzing have not yet been generated, the system displays a warning message. You can then generate the costs.

Forms Used to Generate Equipment Costs Online

Form Name	FormID	Navigation	Usage
Work With Equipment Cost Analysis	W13801B	• Equipment Cost Analysis (G13ECA), Equipment Cost Analysis - Equipment • Equipment Cost Analysis (G13ECA), Equipment Cost Analysis - Asset	Work with equipment cost analysis.
Equipment Cost Detail	W13801A	Select the asset or equipment group on the Work With Equipment Cost Analysis form, and then select Cost By Equipment from the Row menu.	Generate equipment costs online.

Generating Equipment Costs Online

Access the Equipment Cost Detail form.

If the costs for any subgroup within the equipment group that you are analyzing have not been generated yet, the system displays a warning message. You can then decide whether to generate the costs.

Generating Equipment Costs in Batch

Access Equipment Cost Analysis (G13ECA), and select Generate Equipment Cost.

Reviewing Equipment Costs

This section provides an overview of review options for equipment cost analysis, lists prerequisites, and describes how to:

- Review equipment costs by equipment or account.
- Review equipment costs by work order.

Understanding Review Options for Equipment Cost Analysis

After you have generated the costs for the equipment that is included in the equipment cost analysis definition, you can use the Equipment Cost Analysis program (P13801) to view the costs and analyze them. The program retrieves the cost information that is calculated and stored in the Equipment Analysis Costs table (F1383).

You can review costs by:

- Equipment
- Account
- Work order

When you review equipment costs and select to include children, the program displays the parent/child equipment structure with rolled-up costs that are based on the parent hierarchy. The types of cost that the system displays depend on how you have set up the inquiry columns.

If you view the cost analysis by equipment, the program displays the summarized costs by equipment number, based on a particular combination of equipment group and subgroup. This approach enables you to analyze the total cost of individual pieces of equipment within a subgroup.

Note. If equipment has equipment components and you have activated the option to include children, you can also view costs for the equipment components.

If you view the cost analysis by account, the program displays the summarized costs by account number. This approach enables you to analyze the total cost of individual subgroups based on the general ledger account structure.

You can also view equipment cost detail information for specific pieces of equipment by work order. You might use this option to further investigate a piece of equipment that is incurring high costs. By viewing the work orders, you can identify those work orders that contribute the highest costs to the piece of equipment.

Based on the setup of the equipment cost analysis rule and the definition of inquiry columns, you can view different types of financial information (for example, revenue, cost, maintenance costs, and equipment statistics, such as hours, miles, and fuel consumption). You can also display budget amounts for the equipment groups and compare the budget amount with actual costs to date.

To exclude any equipment from the cost analysis, select the piece of equipment to exclude and select Exclude/Include from the Row menu.

The system issues a warning message that the exclusion requires a regeneration of the subgroup costs. If equipment has equipment components and you have activated the option to include children, excluding parent equipment also excludes its children.

Responding to the warning message regenerates the cost and the piece of equipment is marked as excluded.

Prerequisites

Before you complete the tasks in this section:

- Ensure that you have defined the cost analysis rules for this equipment cost analysis.
- Ensure that you have generated the cost for the equipment group that you want to analyze.

Forms Used to Review Equipment Costs

Form Name	FormID	Navigation	Usage
Equipment Cost Detail	W13801A	Select the equipment group from the Work With Equipment Cost Analysis form, and then select Cost By Equipment from the Row menu.	Review equipment costs by equipment or by account. Access the account view by changing the display to Cost by Account. You can also access the account view by selecting Cost by Account from the Row menu on the Work With Equipment Cost Analysis form.
Equipment Cost Detail By Work Order	W13801F	Select a piece of equipment for which you want to review work order cost information on the Equipment Cost Detail form, and then select Detail by WO from the Row menu.	Review equipment costs by work order. Access detailed cost information by selecting the work order and then select WO Cost from the Row menu.

Reviewing Equipment Costs by Equipment or Account

Access the Equipment Cost Detail form.

Reviewing Equipment Costs by Work Order

Access the Equipment Cost Detail by Work Order form.

APPENDIX A

Equipment Cost Analysis Reports

This appendix provides an overview of JD Edwards EnterpriseOne Equipment Cost Analysis reports and enables you to:

- View summary tables of all reports.
- View details for selected reports.

Equipment Cost Analysis Reports: A - Z

This table lists the equipment cost analysis reports, sorted alphanumerically by report ID.

Report ID and Report Name	Description	Navigation
R13801A Export Equipment Cost	Use this program to download the equipment costs that you calculated into a different software package for further analysis.	Equipment Cost Analysis (G13ECA), Export Equipment Cost

Equipment Cost Analysis Reports: Selected Reports

Some reports include a more detailed description, as well as information about processing options.

R13801A - Export Equipment Cost

If you want to download the equipment costs that you calculated into a different software package for further analysis, you use the Export Equipment Cost program (R13801A) to export the equipment cost detail information from the Equipment Analysis Costs table (F1383).

You can download the cost detail information by group or subgroups, and then display the information in the same way as in the Equipment Cost Analysis program (P13801) with the same types of totals. For example, Actual Total and Actual Total with Roll-up.

The text file that is generated by running the Export Equipment Cost program is saved to the export directory under the JD Edwards EnterpriseOne installation where the batch report is run. For example, if the report is generated locally, it is saved to C:\B9\PROD\export.

Processing Options for Export Equipment Cost (R13801A)

Processing options enable you to specify the default processing for programs and reports.

Defaults

1. Equipment Cost Column 01, 2. Equipment Cost Column 02, 3. Equipment Cost Column 03, 4. Equipment Cost Column 04, 5. Equipment Cost Column 05, 6. Equipment Cost Column 06, 7. Equipment Cost Column 07, 8. Equipment Cost Column 08, 9. Equipment Cost Column 09, 10. Equipment Cost Column 10

Specify the column-name default value for columns 01 through 10. The system uses these columns to control the way that the system displays cost information. You use the Equipment Cost Analysis Inquiry Columns program (P13804) to define the column names.

Process

1. Display Cost

Specify how the system displays costs. If you leave this processing option blank, the system displays equipment costs. Values are:

Blank: Equipment

1: Account

2. Total Type

Specify the date range which the system uses for displaying costs. Values are:

F: From/thru date

I: Inception to date

P: Period to date

Y: Year to date

Glossary of JD Edwards EnterpriseOne Terms

Accessor Methods/Assessors Java methods to “get” and “set” the elements of a value object or other source file.

activity rule The criteria by which an object progresses from one given point to the next in a flow.

add mode A condition of a form that enables users to input data.

Advanced Planning Agent (APAg) A JD Edwards EnterpriseOne tool that can be used to extract, transform, and load enterprise data. APAg supports access to data sources in the form of rational databases, flat file format, and other data or message encoding, such as XML.

alternate currency A currency that is different from the domestic currency (when dealing with a domestic-only transaction) or the domestic and foreign currency of a transaction.

In JD Edwards EnterpriseOne Financial Management, alternate currency processing enables you to enter receipts and payments in a currency other than the one in which they were issued.

Application Server Software that provides the business logic for an application program in a distributed environment. The servers can be Oracle Application Server (OAS) or WebSphere Application Server (WAS).

as if processing A process that enables you to view currency amounts as if they were entered in a currency different from the domestic and foreign currency of the transaction.

as of processing A process that is run as of a specific point in time to summarize transactions up to that date. For example, you can run various JD Edwards EnterpriseOne reports as of a specific date to determine balances and amounts of accounts, units, and so on as of that date.

Auto Commit Transaction A database connection through which all database operations are immediately written to the database.

back-to-back process A process in JD Edwards EnterpriseOne Supply Management that contains the same keys that are used in another process.

batch processing A process of transferring records from a third-party system to JD Edwards EnterpriseOne.

In JD Edwards EnterpriseOne Financial Management, batch processing enables you to transfer invoices and vouchers that are entered in a system other than JD Edwards EnterpriseOne to JD Edwards EnterpriseOne Accounts Receivable and JD Edwards EnterpriseOne Accounts Payable, respectively. In addition, you can transfer address book information, including customer and supplier records, to JD Edwards EnterpriseOne.

batch server A server that is designated for running batch processing requests. A batch server typically does not contain a database nor does it run interactive applications.

batch-of-one immediate A transaction method that enables a client application to perform work on a client workstation, then submit the work all at once to a server application for further processing. As a batch process is running on the server, the client application can continue performing other tasks.

See also direct connect and store-and-forward.

best practices Non-mandatory guidelines that help the developer make better design decisions.

BPEL Abbreviation for *Business Process Execution Language*, a standard web services orchestration language, which enables you to assemble discrete services into an end-to-end process flow.

BPEL PM Abbreviation for *Business Process Execution Language Process Manager*, a comprehensive infrastructure for creating, deploying, and managing BPEL business processes.

Build Configuration File Configurable settings in a text file that are used by a build program to generate ANT scripts. ANT is a software tool used for automating build processes. These scripts build published business services.

build engineer An actor that is responsible for building, mastering, and packaging artifacts. Some build engineers are responsible for building application artifacts, and some are responsible for building foundation artifacts.

Build Program A WIN32 executable that reads build configuration files and generates an ANT script for building published business services.

business analyst An actor that determines if and why an EnterpriseOne business service needs to be developed.

business function A named set of user-created, reusable business rules and logs that can be called through event rules. Business functions can run a transaction or a subset of a transaction (check inventory, issue work orders, and so on). Business functions also contain the application programming interfaces (APIs) that enable them to be called from a form, a database trigger, or a non-JD Edwards EnterpriseOne application. Business functions can be combined with other business functions, forms, event rules, and other components to make up an application. Business functions can be created through event rules or third-generation languages, such as C. Examples of business functions include Credit Check and Item Availability.

business function event rule See named event rule (NER).

business service EnterpriseOne business logic written in Java. A business service is a collection of one or more artifacts. Unless specified otherwise, a business service implies both a published business service and business service.

business service artifacts Source files, descriptors, and so on that are managed for business service development and are needed for the business service build process.

business service class method A method that accesses resources provided by the business service framework.

business service configuration files Configuration files include, but are not limited to, interop.ini, JDBj.ini, and jdelog.properties.

business service cross reference A key and value data pair used during orchestration. Collectively refers to both the code and the key cross reference in the WSG/XPI based system.

business service cross-reference utilities Utility services installed in a BPEL/ESB environment that are used to access JD Edwards EnterpriseOne orchestration cross-reference data.

business service development environment A framework needed by an integration developer to develop and manage business services.

business services development tool Otherwise known as JDeveloper.

business service EnterpriseOne object A collection of artifacts managed by EnterpriseOne LCM tools. Named and represented within EnterpriseOne LCM similarly to other EnterpriseOne objects like tables, views, forms, and so on.

business service framework Parts of the business service foundation that are specifically for supporting business service development.

business service payload An object that is passed between an enterprise server and a business services server. The business service payload contains the input to the business service when passed to the business services server. The business service payload contains the results from the business service when passed to the Enterprise Server. In the case of notifications, the return business service payload contains the acknowledgement.

business service property Key value data pairs used to control the behavior or functionality of business services.

Business Service Property Admin Tool An EnterpriseOne application for developers and administrators to manage business service property records.

business service property business service group A classification for business service property at the business service level. This is generally a business service name. A business service level contains one or more business service property groups. Each business service property group may contain zero or more business service property records.

business service property categorization A way to categorize business service properties. These properties are categorized by business service.

business service property key A unique name that identifies the business service property globally in the system.

business service property utilities A utility API used in business service development to access EnterpriseOne business service property data.

business service property value A value for a business service property.

business service repository A source management system, for example ClearCase, where business service artifacts and build files are stored. Or, a physical directory in network.

business services server The physical machine where the business services are located. Business services are run on an application server instance.

business services source file or business service class One type of business service artifact. A text file with the .java file type written to be compiled by a Java compiler.

business service value object template The structural representation of a business service value object used in a C-business function.

Business Service Value Object Template Utility A utility used to create a business service value object template from a business service value object.

business services server artifact The object to be deployed to the business services server.

business view A means for selecting specific columns from one or more JD Edwards EnterpriseOne application tables whose data is used in an application or report. A business view does not select specific rows, nor does it contain any actual data. It is strictly a view through which you can manipulate data.

central objects merge A process that blends a customer's modifications to the objects in a current release with objects in a new release.

central server A server that has been designated to contain the originally installed version of the software (central objects) for deployment to client computers. In a typical JD Edwards EnterpriseOne installation, the software is loaded on to one machine—the central server. Then, copies of the software are pushed out or downloaded to various workstations attached to it. That way, if the software is altered or corrupted through its use on workstations, an original set of objects (central objects) is always available on the central server.

charts Tables of information in JD Edwards EnterpriseOne that appear on forms in the software.

check-in repository A repository for developers to check in and check out business service artifacts. There are multiple check-in repositories. Each can be used for a different purpose (for example, development, production, testing, and so on).

connector Component-based interoperability model that enables third-party applications and JD Edwards EnterpriseOne to share logic and data. The JD Edwards EnterpriseOne connector architecture includes Java and COM connectors.

contra/clearing account A general ledger account in JD Edwards EnterpriseOne Financial Management that is used by the system to offset (balance) journal entries. For example, you can use a contra/clearing account to balance the entries created by allocations in JD Edwards EnterpriseOne Financial Management.

Control Table Workbench An application that, during the Installation Workbench processing, runs the batch applications for the planned merges that update the data dictionary, user-defined codes, menus, and user override tables.

control tables merge A process that blends a customer's modifications to the control tables with the data that accompanies a new release.

correlation data The data used to tie HTTP responses with requests that consist of business service name and method.

cost assignment The process in JD Edwards EnterpriseOne Advanced Cost Accounting of tracing or allocating resources to activities or cost objects.

cost component In JD Edwards EnterpriseOne Manufacturing, an element of an item's cost (for example, material, labor, or overhead).

credentials A valid set of JD Edwards EnterpriseOne username/password/environment/role, EnterpriseOne session, or EnterpriseOne token.

cross-reference utility services Utility services installed in a BPEL/ESB environment that access EnterpriseOne cross-reference data.

cross segment edit A logic statement that establishes the relationship between configured item segments. Cross segment edits are used to prevent ordering of configurations that cannot be produced.

currency restatement The process of converting amounts from one currency into another currency, generally for reporting purposes. You can use the currency restatement process, for example, when many currencies must be restated into a single currency for consolidated reporting.

cXML A protocol used to facilitate communication between business documents and procurement applications, and between e-commerce hubs and suppliers.

database credentials A valid database username/password.

database server A server in a local area network that maintains a database and performs searches for client computers.

Data Source Workbench An application that, during the Installation Workbench process, copies all data sources that are defined in the installation plan from the Data Source Master and Table and Data Source Sizing tables in the Planner data source to the system-release number data source. It also updates the Data Source Plan detail record to reflect completion.

date pattern A calendar that represents the beginning date for the fiscal year and the ending date for each period in that year in standard and 52-period accounting.

denominated-in currency The company currency in which financial reports are based.

deployment artifacts Artifacts that are needed for the deployment process, such as servers, ports, and such.

deployment server A server that is used to install, maintain, and distribute software to one or more enterprise servers and client workstations.

detail information Information that relates to individual lines in JD Edwards EnterpriseOne transactions (for example, voucher pay items and sales order detail lines).

direct connect A transaction method in which a client application communicates interactively and directly with a server application.

See also batch-of-one immediate and store-and-forward.

Do Not Translate (DNT) A type of data source that must exist on the iSeries because of BLOB restrictions.

dual pricing The process of providing prices for goods and services in two currencies.

duplicate published business services authorization records Two published business services authorization records with the same user identification information and published business services identification information.

embedded application server instance An OC4J instance started by and running wholly within JDeveloper.

edit code A code that indicates how a specific value for a report or a form should appear or be formatted. The default edit codes that pertain to reporting require particular attention because they account for a substantial amount of information.

edit mode A condition of a form that enables users to change data.

edit rule A method used for formatting and validating user entries against a predefined rule or set of rules.

Electronic Data Interchange (EDI) An interoperability model that enables paperless computer-to-computer exchange of business transactions between JD Edwards EnterpriseOne and third-party systems. Companies that use EDI must have translator software to convert data from the EDI standard format to the formats of their computer systems.

embedded event rule An event rule that is specific to a particular table or application. Examples include form-to-form calls, hiding a field based on a processing option value, and calling a business function. Contrast with the business function event rule.

Employee Work Center A central location for sending and receiving all JD Edwards EnterpriseOne messages (system and user generated), regardless of the originating application or user. Each user has a mailbox that contains workflow and other messages, including Active Messages.

enterprise server A server that contains the database and the logic for JD Edwards EnterpriseOne.

Enterprise Service Bus (ESB) Middleware infrastructure products or technologies based on web services standards that enable a service-oriented architecture using an event-driven and XML-based messaging framework (the bus).

EnterpriseOne administrator An actor responsible for the EnterpriseOne administration system.

EnterpriseOne credentials A user ID, password, environment, and role used to validate a user of EnterpriseOne.

EnterpriseOne object A reusable piece of code that is used to build applications. Object types include tables, forms, business functions, data dictionary items, batch processes, business views, event rules, versions, data structures, and media objects.

EnterpriseOne development client Historically called "fat client," a collection of installed EnterpriseOne components required to develop EnterpriseOne artifacts, including the Microsoft Windows client and design tools.

EnterpriseOne extension A JDeveloper component (plug-in) specific to EnterpriseOne. A JDeveloper wizard is a specific example of an extension.

EnterpriseOne process A software process that enables JD Edwards EnterpriseOne clients and servers to handle processing requests and run transactions. A client runs one process, and servers can have multiple instances of a process. JD Edwards EnterpriseOne processes can also be dedicated to specific tasks (for example, workflow messages and data replication) to ensure that critical processes don't have to wait if the server is particularly busy.

EnterpriseOne resource Any EnterpriseOne table, metadata, business function, dictionary information, or other information restricted to authorized users.

Environment Workbench An application that, during the Installation Workbench process, copies the environment information and Object Configuration Manager tables for each environment from the Planner data source to the system-release number data source. It also updates the Environment Plan detail record to reflect completion.

escalation monitor A batch process that monitors pending requests or activities and restarts or forwards them to the next step or user after they have been inactive for a specified amount of time.

event rule A logic statement that instructs the system to perform one or more operations based on an activity that can occur in a specific application, such as entering a form or exiting a field.

explicit transaction Transaction used by a business service developer to explicitly control the type (auto or manual) and the scope of transaction boundaries within a business service.

exposed method or value object Published business service source files or parts of published business service source files that are part of the published interface. These are part of the contract with the customer.

facility An entity within a business for which you want to track costs. For example, a facility might be a warehouse location, job, project, work center, or branch/plant. A facility is sometimes referred to as a "business unit."

fast path A command prompt that enables the user to move quickly among menus and applications by using specific commands.

file server A server that stores files to be accessed by other computers on the network. Unlike a disk server, which appears to the user as a remote disk drive, a file server is a sophisticated device that not only stores files, but also manages them and maintains order as network users request files and make changes to these files.

final mode The report processing mode of a processing mode of a program that updates or creates data records.

foundation A framework that must be accessible for execution of business services at runtime. This includes, but is not limited to, the Java Connector and JDBj.

FTP server A server that responds to requests for files via file transfer protocol.

header information Information at the beginning of a table or form. Header information is used to identify or provide control information for the group of records that follows.

HTTP Adapter A generic set of services that are used to do the basic HTTP operations, such as GET, POST, PUT, DELETE, TRACE, HEAD, and OPTIONS with the provided URL.

instantiate A Java term meaning "to create." When a class is instantiated, a new instance is created.

integration developer The user of the system who develops, runs, and debugs the EnterpriseOne business services. The integration developer uses the EnterpriseOne business services to develop these components.

integration point (IP) The business logic in previous implementations of EnterpriseOne that exposes a document level interface. This type of logic used to be called XBPs. In EnterpriseOne 8.11, IPs are implemented in Web Services Gateway powered by webMethods.

integration server A server that facilitates interaction between diverse operating systems and applications across internal and external networked computer systems.

integrity test A process used to supplement a company's internal balancing procedures by locating and reporting balancing problems and data inconsistencies.

interface table See Z table.

internal method or value object Business service source files or parts of business service source files that are not part of the published interface. These could be private or protected methods. These could be value objects not used in published methods.

interoperability model A method for third-party systems to connect to or access JD Edwards EnterpriseOne.

in-your-face-error In JD Edwards EnterpriseOne, a form-level property which, when enabled, causes the text of application errors to appear on the form.

IServer service This internet server service resides on the web server and is used to speed up delivery of the Java class files from the database to the client.

jargon An alternative data dictionary item description that JD Edwards EnterpriseOne appears based on the product code of the current object.

Java application server A component-based server that resides in the middle-tier of a server-centric architecture. This server provides middleware services for security and state maintenance, along with data access and persistence.

JDBNET A database driver that enables heterogeneous servers to access each other's data.

JDEBASE Database Middleware A JD Edwards EnterpriseOne proprietary database middleware package that provides platform-independent APIs, along with client-to-server access.

JDECallObject An API used by business functions to invoke other business functions.

jde.ini A JD Edwards EnterpriseOne file (or member for iSeries) that provides the runtime settings required for JD Edwards EnterpriseOne initialization. Specific versions of the file or member must reside on every machine running JD Edwards EnterpriseOne. This includes workstations and servers.

JDEIPC Communications programming tools used by server code to regulate access to the same data in multiprocess environments, communicate and coordinate between processes, and create new processes.

jde.log The main diagnostic log file of JD Edwards EnterpriseOne. This file is always located in the root directory on the primary drive and contains status and error messages from the startup and operation of JD Edwards EnterpriseOne.

JDENET A JD Edwards EnterpriseOne proprietary communications middleware package. This package is a peer-to-peer, message-based, socket-based, multiprocess communications middleware solution. It handles client-to-server and server-to-server communications for all JD Edwards EnterpriseOne supported platforms.

JDeveloper Project An artifact that JDeveloper uses to categorize and compile source files.

JDeveloper Workspace An artifact that JDeveloper uses to organize project files. It contains one or more project files.

JMS Queue A Java Messaging service queue used for point-to-point messaging.

listener service A listener that listens for XML messages over HTTP.

local repository A developer's local development environment that is used to store business service artifacts.

local standalone BPEL/ESB server A standalone BPEL/ESB server that is not installed within an application server.

Location Workbench An application that, during the Installation Workbench process, copies all locations that are defined in the installation plan from the Location Master table in the Planner data source to the system data source.

logic server A server in a distributed network that provides the business logic for an application program. In a typical configuration, pristine objects are replicated on to the logic server from the central server. The logic server, in conjunction with workstations, actually performs the processing required when JD Edwards EnterpriseOne software runs.

MailMerge Workbench An application that merges Microsoft Word 6.0 (or higher) word-processing documents with JD Edwards EnterpriseOne records to automatically print business documents. You can use MailMerge Workbench to print documents, such as form letters about verification of employment.

Manual Commit transaction A database connection where all database operations delay writing to the database until a call to commit is made.

master business function (MBF) An interactive master file that serves as a central location for adding, changing, and updating information in a database. Master business functions pass information between data entry forms and the appropriate tables. These master functions provide a common set of functions that contain all of the necessary default and editing rules for related programs. MBFs contain logic that ensures the integrity of adding, updating, and deleting information from databases.

master table See published table.

matching document A document associated with an original document to complete or change a transaction. For example, in JD Edwards EnterpriseOne Financial Management, a receipt is the matching document of an invoice, and a payment is the matching document of a voucher.

media storage object Files that use one of the following naming conventions that are not organized into table format: Gxxx, xxxGT, or GTxxx.

message center A central location for sending and receiving all JD Edwards EnterpriseOne messages (system and user generated), regardless of the originating application or user.

messaging adapter An interoperability model that enables third-party systems to connect to JD Edwards EnterpriseOne to exchange information through the use of messaging queues.

messaging server A server that handles messages that are sent for use by other programs using a messaging API. Messaging servers typically employ a middleware program to perform their functions.

Middle-Tier BPEL/ESB Server A BPEL/ESB server that is installed within an application server.

Monitoring Application An EnterpriseOne tool provided for an administrator to get statistical information for various EntepriseOne servers, reset statistics, and set notifications.

named event rule (NER)

Encapsulated, reusable business logic created using event rules, rather that C programming. NERs are also called business function event rules. NERs can be reused in multiple places by multiple programs. This modularity lends itself to streamlining, reusability of code, and less work.

nota fiscal

In Brazil, a legal document that must accompany all commercial transactions for tax purposes and that must contain information required by tax regulations.

nota fiscal factura

In Brazil, a nota fiscal with invoice information.

See also *nota fiscal.*

Object Configuration Manager (OCM)

In JD Edwards EnterpriseOne, the object request broker and control center for the runtime environment. OCM keeps track of the runtime locations for business functions, data, and batch applications. When one of these objects is called, OCM directs access to it using defaults and overrides for a given environment and user.

Object Librarian

A repository of all versions, applications, and business functions reusable in building applications. Object Librarian provides check-out and check-in capabilities for developers, and it controls the creation, modification, and use of JD Edwards EnterpriseOne objects. Object Librarian supports multiple environments (such as production and development) and enables objects to be easily moved from one environment to another.

Object Librarian merge

A process that blends any modifications to the Object Librarian in a previous release into the Object Librarian in a new release.

Open Data Access (ODA)

An interoperability model that enables you to use SQL statements to extract JD Edwards EnterpriseOne data for summarization and report generation.

Output Stream Access (OSA)

An interoperability model that enables you to set up an interface for JD Edwards EnterpriseOne to pass data to another software package, such as Microsoft Excel, for processing.

package

JD Edwards EnterpriseOne objects are installed to workstations in packages from the deployment server. A package can be compared to a bill of material or kit that indicates the necessary objects for that workstation and where on the deployment server the installation program can find them. It is point-in-time snapshot of the central objects on the deployment server.

package build

A software application that facilitates the deployment of software changes and new applications to existing users. Additionally, in JD Edwards EnterpriseOne, a package build can be a compiled version of the software. When you upgrade your version of the ERP software, for example, you are said to take a package build.

Consider the following context: “Also, do not transfer business functions into the production path code until you are ready to deploy, because a global build of business functions done during a package build will automatically include the new functions.” The process of creating a package build is often referred to, as it is in this example, simply as “a package build.”

package location

The directory structure location for the package and its set of replicated objects. This is usually \\deployment server\release\path_code\package\package name. The subdirectories under this path are where the replicated objects for the package are placed. This is also referred to as where the package is built or stored.

Package Workbench

An application that, during the Installation Workbench process, transfers the package information tables from the Planner data source to the system-release number data source. It also updates the Package Plan detail record to reflect completion.

Pathcode Directory

The specific portion of the file system on the EnterpriseOne development client where EnterpriseOne development artifacts are stored.

patterns
General repeatable solutions to a commonly occurring problem in software design. For business service development, the focus is on the object relationships and interactions. For orchestrations, the focus is on the integration patterns (for example, synchronous and asynchronous request/response, publish, notify, and receive/reply).

planning family
A means of grouping end items whose similarity of design and manufacture facilitates being planned in aggregate.

preference profile
The ability to define default values for specified fields for a user-defined hierarchy of items, item groups, customers, and customer groups.

print server
The interface between a printer and a network that enables network clients to connect to the printer and send their print jobs to it. A print server can be a computer, separate hardware device, or even hardware that resides inside of the printer itself.

pristine environment
A JD Edwards EnterpriseOne environment used to test unaltered objects with JD Edwards EnterpriseOne demonstration data or for training classes. You must have this environment so that you can compare pristine objects that you modify.

processing option
A data structure that enables users to supply parameters that regulate the running of a batch program or report. For example, you can use processing options to specify default values for certain fields, to determine how information appears or is printed, to specify date ranges, to supply runtime values that regulate program execution, and so on.

production environment
A JD Edwards EnterpriseOne environment in which users operate EnterpriseOne software.

production-grade file server
A file server that has been quality assurance tested and commercialized and that is usually provided in conjunction with user support services.

Production Published Business Services Web Service
Published business services web service deployed to a production application server.

program temporary fix (PTF)
A representation of changes to JD Edwards EnterpriseOne software that your organization receives on magnetic tapes or disks.

project
In JD Edwards EnterpriseOne, a virtual container for objects being developed in Object Management Workbench.

promotion path
The designated path for advancing objects or projects in a workflow. The following is the normal promotion cycle (path):

11>21>26>28>38>01

In this path, *11* equals new project pending review, *21* equals programming, *26* equals QA test/review, *28* equals QA test/review complete, *38* equals in production, *01* equals complete. During the normal project promotion cycle, developers check objects out of and into the development path code and then promote them to the prototype path code. The objects are then moved to the productions path code before declaring them complete.

proxy server
A server that acts as a barrier between a workstation and the internet so that the enterprise can ensure security, administrative control, and caching service.

published business service
EnterpriseOne service level logic and interface. A classification of a published business service indicating the intention to be exposed to external (non-EnterpriseOne) systems.

published business service identification information
Information about a published business service used to determine relevant authorization records. Published business services + method name, published business services, or *ALL.

published business service web service
Published business services components packaged as J2EE Web Service (namely, a J2EE EAR file that contains business service classes, business service foundation, configuration files, and web service artifacts).

published table
Also called a master table, this is the central copy to be replicated to other machines. Residing on the publisher machine, the F98DRPUB table identifies all of the published tables and their associated publishers in the enterprise.

publisher
The server that is responsible for the published table. The F98DRPUB table identifies all of the published tables and their associated publishers in the enterprise.

pull replication
One of the JD Edwards EnterpriseOne methods for replicating data to individual workstations. Such machines are set up as pull subscribers using JD Edwards EnterpriseOne data replication tools. The only time that pull subscribers are notified of changes, updates, and deletions is when they request such information. The request is in the form of a message that is sent, usually at startup, from the pull subscriber to the server machine that stores the F98DRPCN table.

QBE
An abbreviation for *query by example*. In JD Edwards EnterpriseOne, the QBE line is the top line on a detail area that is used for filtering data.

real-time event
A message triggered from EnterpriseOne application logic that is intended for external systems to consume.

refresh
A function used to modify JD Edwards EnterpriseOne software, or subset of it, such as a table or business data, so that it functions at a new release or cumulative update level, such as B73.2 or B73.2.1.

replication server
A server that is responsible for replicating central objects to client machines.

Rt-Addressing
Unique data identifying a browser session that initiates the business services call request host/port user session.

rules
Mandatory guidelines that are not enforced by tooling, but must be followed in order to accomplish the desired results and to meet specified standards.

quote order
In JD Edwards Procurement and Subcontract Management, a request from a supplier for item and price information from which you can create a purchase order.

In JD Edwards Sales Order Management, item and price information for a customer who has not yet committed to a sales order.

secure by default
A security model that assumes that a user does not have permission to execute an object unless there is a specific record indicating such permissions.

Secure Socket Layer (SSL)
A security protocol that provides communication privacy. SSL enables client and server applications to communicate in a way that is designed to prevent eavesdropping, tampering, and message forgery.

SEI implementation
A Java class that implements the methods that declare in a Service Endpoint Interface (SEI).

selection
Found on JD Edwards EnterpriseOne menus, a selection represents functions that you can access from a menu. To make a selection, type the associated number in the Selection field and press Enter.

serialize
The process of converting an object or data into a format for storage or transmission across a network connection link with the ability to reconstruct the original data or objects when needed.

Server Workbench
An application that, during the Installation Workbench process, copies the server configuration files from the Planner data source to the system-release number

data source. The application also updates the Server Plan detail record to reflect completion.

Service Endpoint Interface (SEI) A Java interface that declares the methods that a client can invoke on the service.

SOA Abbreviation for *Service Oriented Architecture*.

softcoding A coding technique that enables an administrator to manipulate site-specific variables that affect the execution of a given process.

source repository A repository for HTTP adapter and listener service development environment artifacts.

spot rate An exchange rate entered at the transaction level. This rate overrides the exchange rate that is set up between two currencies.

Specification merge A merge that comprises three merges: Object Librarian merge, Versions List merge, and Central Objects merge. The merges blend customer modifications with data that accompanies a new release.

specification A complete description of a JD Edwards EnterpriseOne object. Each object has its own specification, or name, which is used to build applications.

Specification Table Merge Workbench An application that, during the Installation Workbench process, runs the batch applications that update the specification tables.

SSL Certificate A special message signed by a certificate authority that contains the name of a user and that user's public key in such a way that anyone can "verify" that the message was signed by no one other than the certification authority and thereby develop trust in the user's public key.

store-and-forward The mode of processing that enables users who are disconnected from a server to enter transactions and then later connect to the server to upload those transactions.

subscriber table Table F98DRSUB, which is stored on the publisher server with the F98DRPUB table and identifies all of the subscriber machines for each published table.

superclass An inheritance concept of the Java language where a class is an instance of something, but is also more specific. "Tree" might be the superclass of "Oak" and "Elm," for example.

supplemental data Any type of information that is not maintained in a master file. Supplemental data is usually additional information about employees, applicants, requisitions, and jobs (such as an employee's job skills, degrees, or foreign languages spoken). You can track virtually any type of information that your organization needs.

For example, in addition to the data in the standard master tables (the Address Book Master, Customer Master, and Supplier Master tables), you can maintain other kinds of data in separate, generic databases. These generic databases enable a standard approach to entering and maintaining supplemental data across JD Edwards EnterpriseOne systems.

table access management (TAM) The JD Edwards EnterpriseOne component that handles the storage and retrieval of use-defined data. TAM stores information, such as data dictionary definitions; application and report specifications; event rules; table definitions; business function input parameters and library information; and data structure definitions for running applications, reports, and business functions.

Table Conversion Workbench An interoperability model that enables the exchange of information between JD Edwards EnterpriseOne and third-party systems using non-JD Edwards EnterpriseOne tables.

table conversion An interoperability model that enables the exchange of information between JD Edwards EnterpriseOne and third-party systems using non-JD Edwards EnterpriseOne tables.

table event rules Logic that is attached to database triggers that runs whenever the action specified by the trigger occurs against the table. Although JD Edwards EnterpriseOne enables event rules to be attached to application events, this functionality is application specific. Table event rules provide embedded logic at the table level.

terminal server A server that enables terminals, microcomputers, and other devices to connect to a network or host computer or to devices attached to that particular computer.

three-tier processing The task of entering, reviewing and approving, and posting batches of transactions in JD Edwards EnterpriseOne.

three-way voucher match In JD Edwards Procurement and Subcontract Management, the process of comparing receipt information to supplier's invoices to create vouchers. In a three-way match, you use the receipt records to create vouchers.

transaction processing (TP) monitor A monitor that controls data transfer between local and remote terminals and the applications that originated them. TP monitors also protect data integrity in the distributed environment and may include programs that validate data and format terminal screens.

transaction processing method A method related to the management of a manual commit transaction boundary (for example, start, commit, rollback, and cancel).

transaction set An electronic business transaction (electronic data interchange standard document) made up of segments.

trigger One of several events specific to data dictionary items. You can attach logic to a data dictionary item that the system processes automatically when the event occurs.

triggering event A specific workflow event that requires special action or has defined consequences or resulting actions.

two-way authentication An authentication mechanism in which both client and server authenticate themselves by providing the SSL certificates to each other.

two-way voucher match In JD Edwards Procurement and Subcontract Management, the process of comparing purchase order detail lines to the suppliers' invoices to create vouchers. You do not record receipt information.

user identification information User ID, role, or *public.

User Overrides merge Adds new user override records into a customer's user override table.

value object A specific type of source file that holds input or output data, much like a data structure passes data. Value objects can be exposed (used in a published business service) or internal, and input or output. They are comprised of simple and complex elements and accessories to those elements.

variance In JD Edwards Capital Asset Management, the difference between revenue generated by a piece of equipment and costs incurred by the equipment.

In JD Edwards EnterpriseOne Project Costing and JD Edwards EnterpriseOne Manufacturing, the difference between two methods of costing the same item (for example, the difference between the frozen standard cost and the current cost is an engineering variance). Frozen standard costs come from the Cost Components table, and the current costs are calculated using the current bill of material, routing, and overhead rates.

versioning a published business service Adding additional functionality/interfaces to the published business services without modifying the existing functionality/interfaces.

Version List merge The Versions List merge preserves any non-XJDE and non-ZJDE version specifications for objects that are valid in the new release, as well as their processing options data.

visual assist Forms that can be invoked from a control via a trigger to assist the user in determining what data belongs in the control.

vocabulary override An alternate description for a data dictionary item that appears on a specific JD Edwards EnterpriseOne form or report.

wchar_t An internal type of a wide character. It is used for writing portable programs for international markets.

web application server A web server that enables web applications to exchange data with the back-end systems and databases used in eBusiness transactions.

web server A server that sends information as requested by a browser, using the TCP/IP set of protocols. A web server can do more than just coordination of requests from browsers; it can do anything a normal server can do, such as house applications or data. Any computer can be turned into a web server by installing server software and connecting the machine to the internet.

Web Service Description Language (WSDL) An XML format for describing network services.

Web Service Inspection Language (WSIL) An XML format for assisting in the inspection of a site for available services and a set of rules for how inspection-related information should be made.

web service proxy foundation Foundation classes for web service proxy that must be included in a business service server artifact for web service consumption on WAS.

web service softcoding record An XML document that contains values that are used to configure a web service proxy. This document identifies the endpoint and conditionally includes security information.

web service softcoding template An XML document that provides the structure for a soft coded record.

Where clause The portion of a database operation that specifies which records the database operation will affect.

Windows terminal server A multiuser server that enables terminals and minimally configured computers to display Windows applications even if they are not capable of running Windows software themselves. All client processing is performed centrally at the Windows terminal server and only display, keystroke, and mouse commands are transmitted over the network to the client terminal device.

wizard A type of JDeveloper extension used to walk the user through a series of steps.

workbench A program that enables users to access a group of related programs from a single entry point. Typically, the programs that you access from a workbench are used to complete a large business process. For example, you use the JD Edwards EnterpriseOne Payroll Cycle Workbench (P07210) to access all of the programs that the system uses to process payroll, print payments, create payroll reports, create journal entries, and update payroll history. Examples of JD Edwards EnterpriseOne workbenches include Service Management Workbench (P90CD020), Line Scheduling Workbench (P3153), Planning Workbench (P13700), Auditor's Workbench (P09E115), and Payroll Cycle Workbench.

work day calendar In JD Edwards EnterpriseOne Manufacturing, a calendar that is used in planning functions that consecutively lists only working days so that component and work order scheduling can be done based on the actual number of work days available. A work

	day calendar is sometimes referred to as planning calendar, manufacturing calendar, or shop floor calendar.
workflow	The automation of a business process, in whole or in part, during which documents, information, or tasks are passed from one participant to another for action, according to a set of procedural rules.
workgroup server	A server that usually contains subsets of data replicated from a master network server. A workgroup server does not perform application or batch processing.
XAPI events	A service that uses system calls to capture JD Edwards EnterpriseOne transactions as they occur and then calls third-party software, end users, and other JD Edwards EnterpriseOne systems that have requested notification when the specified transactions occur to return a response.
XML CallObject	An interoperability capability that enables you to call business functions.
XML Dispatch	An interoperability capability that provides a single point of entry for all XML documents coming into JD Edwards EnterpriseOne for responses.
XML List	An interoperability capability that enables you to request and receive JD Edwards EnterpriseOne database information in chunks.
XML Service	An interoperability capability that enables you to request events from one JD Edwards EnterpriseOne system and receive a response from another JD Edwards EnterpriseOne system.
XML Transaction	An interoperability capability that enables you to use a predefined transaction type to send information to or request information from JD Edwards EnterpriseOne. XML transaction uses interface table functionality.
XML Transaction Service (XTS)	Transforms an XML document that is not in the JD Edwards EnterpriseOne format into an XML document that can be processed by JD Edwards EnterpriseOne. XTS then transforms the response back to the request originator XML format.
Z event	A service that uses interface table functionality to capture JD Edwards EnterpriseOne transactions and provide notification to third-party software, end users, and other JD Edwards EnterpriseOne systems that have requested to be notified when certain transactions occur.
Z table	A working table where non-JD Edwards EnterpriseOne information can be stored and then processed into JD Edwards EnterpriseOne. Z tables also can be used to retrieve JD Edwards EnterpriseOne data. Z tables are also known as interface tables.
Z transaction	Third-party data that is properly formatted in interface tables for updating to the JD Edwards EnterpriseOne database.

Index

