

**Oracle® Documaker Desktop**

**Documaker Desktop  
Installation Guide**

version 12.3

Part number: E52927-01

March 2014

Copyright © 2009, 2014, Oracle and/or its affiliates. All rights reserved.

The Programs (which include both the software and documentation) contain proprietary information; they are provided under a license agreement containing restrictions on use and disclosure and are also protected by copyright, patent, and other intellectual and industrial property laws. Reverse engineering, disassembly, or decompilation of the Programs, except to the extent required to obtain interoperability with other independently created software or as specified by law, is prohibited.

The information contained in this document is subject to change without notice. If you find any problems in the documentation, please report them to us in writing. This document is not warranted to be error-free. Except as may be expressly permitted in your license agreement for these Programs, no part of these Programs may be reproduced or transmitted in any form or by any means, electronic or mechanical, for any purpose.

If the Programs are delivered to the United States Government or anyone licensing or using the Programs on behalf of the United States Government, the following notice is applicable:

#### U.S. GOVERNMENT RIGHTS

Programs, software, databases, and related documentation and technical data delivered to U.S. Government customers are "commercial computer software" or "commercial technical data" pursuant to the applicable Federal Acquisition Regulation and agency-specific supplemental regulations. As such, use, duplication, disclosure, modification, and adaptation of the Programs, including documentation and technical data, shall be subject to the licensing restrictions set forth in the applicable Oracle license agreement, and, to the extent applicable, the additional rights set forth in FAR 52.227-19, Commercial Computer Software--Restricted Rights (June 1987). Oracle USA, Inc., 500 Oracle Parkway, Redwood City, CA 94065.

The Programs are not intended for use in any nuclear, aviation, mass transit, medical, or other inherently dangerous applications. It shall be the licensee's responsibility to take all appropriate fail-safe, backup, redundancy and other measures to ensure the safe use of such applications if the Programs are used for such purposes, and we disclaim liability for any damages caused by such use of the Programs.

The Programs may provide links to Web sites and access to content, products, and services from third parties. Oracle is not responsible for the availability of, or any content provided on, third-party Web sites. You bear all risks associated with the use of such content. If you choose to purchase any products or services from a third party, the relationship is directly between you and the third party. Oracle is not responsible for: (a) the quality of third-party products or services; or (b) fulfilling any of the terms of the agreement with the third party, including delivery of products or services and warranty obligations related to purchased products or services. Oracle is not responsible for any loss or damage of any sort that you may incur from dealing with any third party.

Oracle, JD Edwards, and PeopleSoft are registered trademarks of Oracle Corporation and/or its affiliates. Other names may be trademarks of their respective owners.

### THIRD PARTY SOFTWARE NOTICES

This product includes software developed by Apache Software Foundation (<http://www.apache.org/>).

THIS SOFTWARE IS PROVIDED "AS IS" AND ANY EXPRESS OR IMPLIED WARRANTIES, INCLUDING, BUT NOT LIMITED TO, THE IMPLIED WARRANTIES OF MERCHANTABILITY AND FITNESS FOR A PARTICULAR PURPOSE ARE DISCLAIMED. IN NO EVENT SHALL THE AUTHOR OR CONTRIBUTORS BE LIABLE FOR ANY DIRECT, INDIRECT, INCIDENTAL, SPECIAL, EXEMPLARY, OR CONSEQUENTIAL DAMAGES (INCLUDING, BUT NOT LIMITED TO, PROCUREMENT OF SUBSTITUTE GOODS OR SERVICES; LOSS OF USE, DATA, OR PROFITS; OR BUSINESS INTERRUPTION) HOWEVER CAUSED AND ON ANY THEORY OF LIABILITY, WHETHER IN CONTRACT, STRICT LIABILITY, OR TORT (INCLUDING NEGLIGENCE OR OTHERWISE) ARISING IN ANY WAY OUT OF THE USE OF THIS SOFTWARE, EVEN IF ADVISED OF THE POSSIBILITY OF SUCH DAMAGE.

Copyright © 2000-2009 The Apache Software Foundation. All rights reserved.

---

This product includes software distributed via the Berkeley Software Distribution (BSD) and licensed for binary distribution under the Generic BSD license.

THIS SOFTWARE IS PROVIDED BY THE COPYRIGHT HOLDERS AND CONTRIBUTORS "AS IS" AND ANY EXPRESS OR IMPLIED WARRANTIES, INCLUDING, BUT NOT LIMITED TO, THE IMPLIED WARRANTIES OF MERCHANTABILITY AND FITNESS FOR A PARTICULAR PURPOSE ARE DISCLAIMED. IN NO EVENT SHALL THE COPYRIGHT OWNER OR CONTRIBUTORS BE LIABLE FOR ANY DIRECT, INDIRECT, INCIDENTAL, SPECIAL, EXEMPLARY, OR CONSEQUENTIAL DAMAGES (INCLUDING, BUT NOT LIMITED TO, PROCUREMENT OF SUBSTITUTE GOODS OR SERVICES; LOSS OF USE, DATA, OR PROFITS; OR BUSINESS INTERRUPTION) HOWEVER CAUSED AND ON ANY THEORY OF LIABILITY, WHETHER IN CONTRACT, STRICT LIABILITY, OR TORT (INCLUDING NEGLIGENCE OR OTHERWISE) ARISING IN ANY WAY OUT OF THE USE OF THIS SOFTWARE, EVEN IF ADVISED OF THE POSSIBILITY OF SUCH DAMAGE.

Copyright © 2009, Berkeley Software Distribution (BSD)

---

This product includes software developed by the JDOM Project (<http://www.jdom.org/>).

THIS SOFTWARE IS PROVIDED "AS IS" AND ANY EXPRESSED OR IMPLIED WARRANTIES, INCLUDING, BUT NOT LIMITED TO, THE IMPLIED WARRANTIES OF MERCHANTABILITY AND FITNESS FOR A PARTICULAR PURPOSE ARE DISCLAIMED. IN NO EVENT SHALL THE JDOM AUTHORS OR THE PROJECT CONTRIBUTORS BE LIABLE FOR ANY DIRECT, INDIRECT, INCIDENTAL, SPECIAL, EXEMPLARY, OR CONSEQUENTIAL DAMAGES (INCLUDING, BUT NOT LIMITED TO, PROCUREMENT OF SUBSTITUTE GOODS OR SERVICES; LOSS OF USE, DATA, OR PROFITS; OR BUSINESS INTERRUPTION) HOWEVER CAUSED AND ON ANY THEORY OF LIABILITY, WHETHER IN CONTRACT, STRICT LIABILITY, OR TORT (INCLUDING NEGLIGENCE OR OTHERWISE) ARISING IN ANY WAY OUT OF THE USE OF THIS SOFTWARE, EVEN IF ADVISED OF THE POSSIBILITY OF SUCH DAMAGE.

Copyright (C) 2000-2004 Jason Hunter & Brett McLaughlin. All rights reserved.

---

This product includes software developed by the Massachusetts Institute of Technology (MIT).

THE SOFTWARE IS PROVIDED "AS IS", WITHOUT WARRANTY OF ANY KIND, EXPRESS OR IMPLIED, INCLUDING BUT NOT LIMITED TO THE WARRANTIES OF MERCHANTABILITY, FITNESS FOR A PARTICULAR PURPOSE AND NONINFRINGEMENT. IN NO EVENT SHALL THE AUTHORS OR COPYRIGHT HOLDERS BE LIABLE FOR ANY CLAIM, DAMAGES OR OTHER LIABILITY, WHETHER IN AN ACTION OF CONTRACT, TORT OR OTHERWISE, ARISING FROM, OUT OF OR IN CONNECTION WITH THE SOFTWARE OR THE USE OR OTHER DEALINGS IN THE SOFTWARE.

Copyright © 2009 MIT

---

This product includes software developed by Jean-loup Gailly and Mark Adler. This software is provided 'as-is', without any express or implied warranty. In no event will the authors be held liable for any damages arising from the use of this software.

Copyright (c) 1995-2005 Jean-loup Gailly and Mark Adler

---

This software is based in part on the work of the Independent JPEG Group (<http://www.ijg.org/>).

---

This product includes software developed by the Dojo Foundation (<http://dojotoolkit.org>).

THIS SOFTWARE IS PROVIDED BY THE COPYRIGHT HOLDERS AND CONTRIBUTORS "AS IS" AND ANY EXPRESS OR IMPLIED WARRANTIES, INCLUDING, BUT NOT LIMITED TO, THE IMPLIED WARRANTIES OF MERCHANTABILITY AND FITNESS FOR A PARTICULAR PURPOSE ARE DISCLAIMED. IN NO EVENT SHALL THE COPYRIGHT OWNER OR CONTRIBUTORS BE LIABLE FOR ANY DIRECT, INDIRECT, INCIDENTAL, SPECIAL, EXEMPLARY, OR CONSEQUENTIAL DAMAGES (INCLUDING, BUT NOT LIMITED TO, PROCUREMENT OF SUBSTITUTE GOODS OR SERVICES; LOSS OF USE, DATA, OR PROFITS; OR BUSINESS INTERRUPTION) HOWEVER CAUSED AND ON ANY THEORY OF LIABILITY, WHETHER IN CONTRACT, STRICT LIABILITY, OR TORT (INCLUDING NEGLIGENCE OR OTHERWISE) ARISING IN ANY WAY OUT OF THE USE OF THIS SOFTWARE, EVEN IF ADVISED OF THE POSSIBILITY OF SUCH DAMAGE.

Copyright (c) 2005-2009, The Dojo Foundation. All rights reserved.

---

This product includes software developed by W3C.

Copyright © 2009 World Wide Web Consortium, (Massachusetts Institute of Technology, Institut National de Recherche en Informatique et en Automatique, Keio University). All Rights Reserved. (<http://www.w3.org/Consortium/Legal/>)

---

This product includes software developed by Mathew R. Miller (<http://www.bluecreststudios.com>).

Copyright (c) 1999-2002 ComputerSmarts. All rights reserved.

---

This product includes software developed by Shaun Wilde and distributed via Code Project Open License (<http://www.codeproject.com>).

THIS WORK IS PROVIDED "AS IS", "WHERE IS" AND "AS AVAILABLE", WITHOUT ANY EXPRESS OR IMPLIED WARRANTIES OR CONDITIONS OR GUARANTEES. YOU, THE USER, ASSUME ALL RISK IN ITS USE, INCLUDING COPYRIGHT INFRINGEMENT, PATENT INFRINGEMENT, SUITABILITY, ETC. AUTHOR EXPRESSLY DISCLAIMS ALL EXPRESS, IMPLIED OR STATUTORY WARRANTIES OR CONDITIONS, INCLUDING WITHOUT LIMITATION, WARRANTIES OR CONDITIONS OF MERCHANTABILITY, MERCHANTABLE QUALITY OR FITNESS FOR A PARTICULAR PURPOSE, OR ANY WARRANTY OF TITLE OR NON-INFRINGEMENT, OR THAT THE WORK (OR ANY PORTION THEREOF) IS CORRECT, USEFUL, BUG-FREE OR FREE OF VIRUSES. YOU MUST PASS THIS DISCLAIMER ON WHENEVER YOU DISTRIBUTE THE WORK OR DERIVATIVE WORKS.

---

This product includes software developed by Chris Maunder and distributed via Code Project Open License (<http://www.codeproject.com>).

THIS WORK IS PROVIDED "AS IS", "WHERE IS" AND "AS AVAILABLE", WITHOUT ANY EXPRESS OR IMPLIED WARRANTIES OR CONDITIONS OR GUARANTEES. YOU, THE USER, ASSUME ALL RISK IN ITS USE, INCLUDING COPYRIGHT INFRINGEMENT, PATENT INFRINGEMENT, SUITABILITY, ETC. AUTHOR EXPRESSLY DISCLAIMS ALL EXPRESS, IMPLIED OR STATUTORY WARRANTIES OR CONDITIONS, INCLUDING WITHOUT LIMITATION, WARRANTIES OR CONDITIONS OF MERCHANTABILITY, MERCHANTABLE QUALITY OR FITNESS FOR A PARTICULAR PURPOSE, OR ANY WARRANTY OF TITLE OR NON-INFRINGEMENT, OR THAT THE WORK (OR ANY PORTION THEREOF) IS CORRECT, USEFUL, BUG-FREE OR FREE OF VIRUSES. YOU MUST PASS THIS DISCLAIMER ON WHENEVER YOU DISTRIBUTE THE WORK OR DERIVATIVE WORKS.

---

This product includes software developed by PJ Arends and distributed via Code Project Open License (<http://www.codeproject.com>).

THIS WORK IS PROVIDED "AS IS", "WHERE IS" AND "AS AVAILABLE", WITHOUT ANY EXPRESS OR IMPLIED WARRANTIES OR CONDITIONS OR GUARANTEES. YOU, THE USER, ASSUME ALL RISK IN ITS USE, INCLUDING COPYRIGHT INFRINGEMENT, PATENT INFRINGEMENT, SUITABILITY, ETC. AUTHOR EXPRESSLY DISCLAIMS ALL EXPRESS, IMPLIED OR STATUTORY WARRANTIES OR CONDITIONS, INCLUDING WITHOUT LIMITATION, WARRANTIES OR CONDITIONS OF MERCHANTABILITY, MERCHANTABLE QUALITY OR FITNESS FOR A PARTICULAR PURPOSE, OR ANY WARRANTY OF TITLE OR NON-INFRINGEMENT, OR THAT THE WORK (OR ANY PORTION THEREOF) IS CORRECT, USEFUL, BUG-FREE OR FREE OF VIRUSES. YOU MUST PASS THIS DISCLAIMER ON WHENEVER YOU DISTRIBUTE THE WORK OR DERIVATIVE WORKS.

---

This product includes software developed by Erwin Tratar. This source code and all accompanying material is copyright (c) 1998-1999 Erwin Tratar. All rights reserved.

THIS SOFTWARE IS PROVIDED "AS IS" WITHOUT EXPRESS OR IMPLIED WARRANTY. USE IT AT YOUR OWN RISK! THE AUTHOR ACCEPTS NO LIABILITY FOR ANY DAMAGE/LOSS OF BUSINESS THAT THIS PRODUCT MAY CAUSE.

---

This product includes software developed by Sam Leffler of Silicon Graphics.

THE SOFTWARE IS PROVIDED "AS-IS" AND WITHOUT WARRANTY OF ANY KIND, EXPRESS, IMPLIED OR OTHERWISE, INCLUDING WITHOUT LIMITATION, ANY WARRANTY OF MERCHANTABILITY OR FITNESS FOR A PARTICULAR PURPOSE.

IN NO EVENT SHALL SAM LEFFLER OR SILICON GRAPHICS BE LIABLE FOR ANY SPECIAL, INCIDENTAL, INDIRECT OR CONSEQUENTIAL DAMAGES OF ANY KIND, OR ANY DAMAGES WHATSOEVER RESULTING FROM LOSS OF USE, DATA OR PROFITS, WHETHER OR NOT ADVISED OF THE POSSIBILITY OF DAMAGE, AND ON ANY THEORY OF LIABILITY, ARISING OUT OF OR IN CONNECTION WITH THE USE OR PERFORMANCE OF THIS SOFTWARE

Copyright (c) 1988-1997 Sam Leffler

Copyright (c) 1991-1997 Silicon Graphics, Inc.

---

This product includes software developed by Guy Eric Schalnat, Andreas Dilger, Glenn Randers-Pehrson (current maintainer), and others. (<http://www.libpng.org>)

The PNG Reference Library is supplied "AS IS". The Contributing Authors and Group 42, Inc. disclaim all warranties, expressed or implied, including, without limitation, the warranties of merchantability and of fitness for any purpose. The Contributing Authors and Group 42, Inc. assume no liability for direct, indirect, incidental, special, exemplary, or consequential damages, which may result from the use of the PNG Reference Library, even if advised of the possibility of such damage.

---

This product includes software components distributed by the Cryptix Foundation.

THIS SOFTWARE IS PROVIDED BY THE CRYPTIX FOUNDATION LIMITED AND CONTRIBUTORS "AS IS" AND ANY EXPRESS OR IMPLIED WARRANTIES, INCLUDING, BUT NOT LIMITED TO, THE IMPLIED WARRANTIES OF MERCHANTABILITY AND FITNESS FOR A PARTICULAR PURPOSE ARE DISCLAIMED. IN NO EVENT SHALL THE CRYPTIX FOUNDATION LIMITED OR CONTRIBUTORS BE LIABLE FOR ANY DIRECT, INDIRECT, INCIDENTAL, SPECIAL, EXEMPLARY, OR CONSEQUENTIAL DAMAGES (INCLUDING, BUT NOT LIMITED TO, PROCUREMENT OF SUBSTITUTE GOODS OR SERVICES; LOSS OF USE, DATA, OR PROFITS; OR BUSINESS INTERRUPTION) HOWEVER CAUSED AND ON ANY THEORY OF LIABILITY, WHETHER IN CONTRACT, STRICT LIABILITY, OR TORT (INCLUDING NEGLIGENCE OR OTHERWISE) ARISING IN ANY WAY OUT OF THE USE OF THIS SOFTWARE, EVEN IF ADVISED OF THE POSSIBILITY OF SUCH DAMAGE

Copyright © 1995-2005 The Cryptix Foundation Limited. All rights reserved.

---

This product includes software components distributed by Sun Microsystems.

This software is provided "AS IS," without a warranty of any kind. ALLEXPRESS OR IMPLIED CONDITIONS, REPRESENTATIONS AND WARRANTIES, INCLUDING ANY IMPLIED WARRANTY OF MERCHANTABILITY, FITNESS FOR A PARTICULAR PURPOSE OR NON-INFRINGEMENT, ARE HEREBY EXCLUDED. SUN AND ITS LICENSORS SHALL NOT BE LIABLE FOR ANY DAMAGES SUFFERED BY LICENSEE AS A RESULT OF USING, MODIFYING OR DISTRIBUTING THE SOFTWARE OR ITS DERIVATIVES. IN NO EVENT WILL SUN OR ITS LICENSORS BE LIABLE FOR ANY LOST REVENUE, PROFIT OR DATA, OR FOR DIRECT, INDIRECT, SPECIAL, CONSEQUENTIAL, INCIDENTAL OR PUNITIVE DAMAGES, HOWEVER CAUSED AND REGARDLESS OF THE THEORY OF LIABILITY, ARISING OUT OF THE USE OF OR INABILITY TO USE SOFTWARE, EVEN IF SUN HAS BEEN ADVISED OF THE POSSIBILITY OF SUCH DAMAGES.

Copyright (c) 1998 Sun Microsystems, Inc. All Rights Reserved.

---

This product includes software components distributed by Dennis M. Sosnoski.

THIS SOFTWARE IS PROVIDED BY THE COPYRIGHT HOLDERS AND CONTRIBUTORS "AS IS" AND ANY EXPRESS OR IMPLIED WARRANTIES, INCLUDING, BUT NOT LIMITED TO, THE IMPLIED WARRANTIES OF MERCHANTABILITY AND FITNESS FOR A PARTICULAR PURPOSE ARE DISCLAIMED. IN NO EVENT SHALL THE COPYRIGHT OWNER OR CONTRIBUTORS BE LIABLE FOR ANY DIRECT, INDIRECT, INCIDENTAL, SPECIAL, EXEMPLARY, OR CONSEQUENTIAL DAMAGES (INCLUDING, BUT NOT LIMITED TO, PROCUREMENT OF SUBSTITUTE GOODS OR SERVICES; LOSS OF USE, DATA, OR PROFITS; OR BUSINESS INTERRUPTION) HOWEVER CAUSED AND ON ANY THEORY OF LIABILITY, WHETHER IN CONTRACT, STRICT LIABILITY, OR TORT (INCLUDING NEGLIGENCE OR OTHERWISE) ARISING IN ANY WAY OUT OF THE USE OF THIS SOFTWARE, EVEN IF ADVISED OF THE POSSIBILITY OF SUCH DAMAGE.

Copyright © 2003-2007 Dennis M. Sosnoski. All Rights Reserved

It also includes materials licensed under Apache 1.1 and the following XPP3 license

THIS SOFTWARE IS PROVIDED "AS IS" AND ANY EXPRESSED OR IMPLIED WARRANTIES, INCLUDING, BUT NOT LIMITED TO, THE IMPLIED WARRANTIES OF MERCHANTABILITY AND FITNESS FOR A PARTICULAR PURPOSE ARE DISCLAIMED. IN NO EVENT SHALL THE COPYRIGHT OWNER OR CONTRIBUTORS BE LIABLE FOR ANY DIRECT, INDIRECT, INCIDENTAL, SPECIAL, EXEMPLARY, OR CONSEQUENTIAL DAMAGES (INCLUDING, BUT NOT LIMITED TO, PROCUREMENT OF SUBSTITUTE GOODS OR SERVICES; LOSS OF USE, DATA, OR PROFITS; OR BUSINESS INTERRUPTION) HOWEVER CAUSED AND ON ANY THEORY OF LIABILITY, WHETHER IN CONTRACT, STRICT LIABILITY, OR TORT (INCLUDING NEGLIGENCE OR OTHERWISE) ARISING IN ANY WAY OUT OF THE USE OF THIS SOFTWARE, EVEN IF ADVISED OF THE POSSIBILITY OF SUCH DAMAGE.

Copyright © 2002 Extreme! Lab, Indiana University. All Rights Reserved

---

This product includes software components distributed by CodeProject. This software contains material that is © 1994-2005 The Ultimate Toolbox, all rights reserved.

---

This product includes software components distributed by Geir Landro.

Copyright © 2001-2003 Geir Landro (drop@destroydrop.com) JavaScript Tree - [www.destroydrop.com/hjavadscripts/tree/version 0.96](http://www.destroydrop.com/hjavadscripts/tree/version0.96)

---

This product includes software components distributed by the Hypersonic SQL Group.

THIS SOFTWARE IS PROVIDED BY THE COPYRIGHT HOLDERS AND CONTRIBUTORS "AS IS" AND ANY EXPRESS OR IMPLIED WARRANTIES, INCLUDING, BUT NOT LIMITED TO, THE IMPLIED WARRANTIES OF MERCHANTABILITY AND FITNESS FOR A PARTICULAR PURPOSE ARE DISCLAIMED. IN NO EVENT SHALL THE COPYRIGHT OWNER OR CONTRIBUTORS BE LIABLE FOR ANY DIRECT, INDIRECT, INCIDENTAL, SPECIAL, EXEMPLARY, OR CONSEQUENTIAL DAMAGES (INCLUDING, BUT NOT LIMITED TO, PROCUREMENT OF SUBSTITUTE GOODS OR SERVICES; LOSS OF USE, DATA, OR PROFITS; OR BUSINESS INTERRUPTION) HOWEVER CAUSED AND ON ANY THEORY OF LIABILITY, WHETHER IN CONTRACT, STRICT LIABILITY, OR TORT (INCLUDING NEGLIGENCE OR OTHERWISE) ARISING IN ANY WAY OUT OF THE USE OF THIS SOFTWARE, EVEN IF ADVISED OF THE POSSIBILITY OF SUCH DAMAGE

Copyright © 1995-2000 by the Hypersonic SQL Group. All Rights Reserved

---

This product includes software components distributed by the International Business Machines Corporation and others.

THE SOFTWARE IS PROVIDED "AS IS", WITHOUT WARRANTY OF ANY KIND, EXPRESS OR IMPLIED, INCLUDING BUT NOT LIMITED TO THE WARRANTIES OF MERCHANTABILITY, FITNESS FOR A PARTICULAR PURPOSE AND NONINFRINGEMENT. IN NO EVENT SHALL THE AUTHORS OR COPYRIGHT HOLDERS BE LIABLE FOR ANY CLAIM, DAMAGES OR OTHER LIABILITY, WHETHER IN AN ACTION OF CONTRACT, TORT OR OTHERWISE, ARISING FROM, OUT OF OR IN CONNECTION WITH THE SOFTWARE OR THE USE OR OTHER DEALINGS IN THE SOFTWARE.

Copyright (c) 1995-2009 International Business Machines Corporation and others. All rights reserved.

---

This product includes software components distributed by the University of Coimbra.

University of Coimbra distributes this software in the hope that it will be useful but DISCLAIMS ALL WARRANTIES WITH REGARD TO IT, including all implied warranties of MERCHANTABILITY or FITNESS FOR A PARTICULAR PURPOSE. In no event shall University of Coimbra be liable for any special, indirect or consequential damages (or any damages whatsoever) resulting from loss of use, data or profits, whether in an action of contract, negligence or other tortious action, arising out of or in connection with the use or performance of this software.

Copyright (c) 2000 University of Coimbra, Portugal. All Rights Reserved.

---

This product includes software components distributed by Steve Souza.

THIS SOFTWARE IS PROVIDED BY THE AUTHOR AND CONTRIBUTORS "AS IS" AND ANY EXPRESS OR IMPLIED WARRANTIES, INCLUDING, BUT NOT LIMITED TO, THE IMPLIED WARRANTIES OF MERCHANTABILITY AND FITNESS FOR A PARTICULAR PURPOSE ARE DISCLAIMED. IN NO EVENT SHALL THE COPYRIGHT OWNER OR CONTRIBUTORS BE LIABLE FOR ANY DIRECT, INDIRECT, INCIDENTAL, SPECIAL, EXEMPLARY, OR CONSEQUENTIAL DAMAGES (INCLUDING, BUT NOT LIMITED TO, PROCUREMENT OF SUBSTITUTE GOODS OR SERVICES; LOSS OF USE, DATA, OR PROFITS; OR BUSINESS INTERRUPTION) HOWEVER CAUSED AND ON ANY THEORY OF LIABILITY, WHETHER IN CONTRACT, STRICT LIABILITY, OR TORT (INCLUDING NEGLIGENCE OR OTHERWISE) ARISING IN ANY WAY OUT OF THE USE OF THIS SOFTWARE, EVEN IF ADVISED OF THE POSSIBILITY OF SUCH DAMAGE.

Copyright © 2002, Steve Souza (admin@jamonapi.com). All Rights Reserved.

---

This product includes software developed by the OpenSymphony Group (<http://www.opensymphony.com/>.)"

Copyright © 2001-2004 The OpenSymphony Group. All Rights Reserved.

---

PANTONE (R) Colors displayed in the software application or in the user documentation may not match PANTONE-identified standards. Consult current PANTONE Color Publications for accurate color. PANTONE(R) and other Pantone LLC trademarks are the property of Pantone LLC. (C) Pantone LLC, 2011.

Pantone LLC is the copyright owner of color data and/or software which are licensed to Oracle to distribute for use only in combination with Oracle Documaker. PANTONE Color Data and/or Software shall not be copied onto another disk or into memory unless part of the execution of Oracle Documaker.

---



# Contents

## Preface 10

Audience 10

Documentation Accessibility 11

Related Documents 11

Conventions 11

## Introduction 12

## Installing the System 14

System Overview 15

Downloading the Software 16

Installing the System 17

Re-installing the System 22

Downloading the Documentation 23

Downloading Patches 24

Requirements 27

Installation 28

## Preface

Oracle Documaker Desktop is the market-leading policy issuance solution for managing general agents (MGAs), excess and surplus (E&S), and specialty insurance carriers in North America. It is an adaptive enterprise document automation solution that provides efficient, cost-effective policy creation, presentment, printing archival, retrieval, and web-enabling capabilities.

Oracle Documaker Desktop can help you dramatically improve the time required to write new business while handling more volume with existing staff. Oracle Documaker Desktop can be easily integrated with third-party and home-grown legacy systems, including accounting, agency management, and rating systems. With access to a library of pre-approved industry content, such as ISO and ACORD forms, it further accelerates new business.

Oracle Documaker Desktop's intuitive, easy-to-use design tools empower your business users to create documents throughout the insurance value chain, reducing their reliance on IT staff. It handles production of user-defined transactions, such as new policies, quotes, endorsements, cancellations, renewals, personalized correspondence, and other customer communications. It also supports creation of package policies, including multiple lines of business per policy with master declaration and sub declaration pages. Using it, you can efficiently manage policy issuance through work-in-progress (WIP); workflow, assignment, and routing; speed policy creation and accuracy with WYSIWYG form-based data entry; and much more.

## AUDIENCE

This document is designed for system supervisors and is intended to help you install and set up these Oracle Documaker Desktop components:

- Oracle Documaker Desktop
- PPS Reporting Tool

## DOCUMENTATION ACCESSIBILITY

### Accessibility of Links to External Web Sites in Documentation

This documentation may contain links to Web sites of other companies or organizations that Oracle does not own or control. Oracle neither evaluates nor makes any representations regarding the accessibility of these Web sites.

### TTY Access to Oracle Support Services

Oracle provides dedicated Text Telephone (TTY) access to Oracle Support Services within the United States of America 24 hours a day, seven days a week. For TTY support, call 800.446.2398.

## RELATED DOCUMENTS

For more information, refer to the following Oracle resources:

- Documaker Desktop User Guide
- Documaker Desktop Administration Guide
- Printers Reference
- Using the PPS Reporting Tool

## CONVENTIONS

The following text conventions are used in this document:

Convention	Description
<b>bold</b>	Indicates information you enter.
<i>italic</i>	Italic type indicates book titles, emphasis, or placeholder variables for which you supply particular values.
<code>monospace</code>	Monospace type indicates commands, URLs, code in examples, and text that appears on the screen.

## Chapter 1

---

### **Introduction**

This manual provides instructions for installing Oracle Documaker Desktop on computers running Windows.

For information on system requirements, see the [Oracle Documaker System Requirements Guide](#).

## Chapter 2

---

# Installing the System

This chapter provides instructions for installing Oracle Documaker Desktop on computers running Windows.

---

**Note** For information on installing the PPS Reporting Tool, see *Installing the PPS Reporting Tool* on page 26.

---

This chapter contains information to help get you started downloading the software, installing the software, and downloading patches. For information on system requirements, see the [Oracle Documaker System Requirements Guide](#).

In this chapter you will find information on...

- *System Overview* on page 15
- *Downloading the Software* on page 16
- *Installing the System* on page 17
- *Downloading the Documentation* on page 23
- *Downloading Patches* on page 24

---

**Note** For information on how to set up, maintain, and customize Oracle Documaker Desktop, see the [Documaker Desktop Administration Guide](#). This guide is a reference tool for system supervisors.

---

## SYSTEM OVERVIEW

Documaker Desktop is the workstation-based form set entry and publishing piece of the Documaker system. Documaker is a total form set automation system which enables forms-intensive industries such as insurance, finance, utilities, and government to automate enterprise-wide forms and forms processing.

You collect the information you need for your form sets from various sources including manually entered data, system default data, archived data, and data extracted from external application systems. Documaker Desktop lets you enter that information and print complete, collated form sets on printers.

The system's unique data import and export feature enhances the data entry process. The system lets you import data files that automatically fill or propagate the data onto a form's fields. Exporting lets you extract data from Documaker Desktop for use in other applications or for import back into the system.

The system's user interface makes data entry and forms processing easy for non-technical users. You enter basic information and Documaker Desktop displays a list of applicable forms. You then select specific form sets in which to enter data.

## DOWNLOADING THE SOFTWARE

Once you make sure your computer has the correct hardware and software, you can download and install Oracle Documaker Desktop.

Oracle Documaker applications are available for download at the Oracle Software Delivery Cloud web site. The process includes:

- Logging in and agreeing to the terms and restrictions
- Searching for the applications you want to download
- Downloading those applications

Go to the Oracle Software Delivery Cloud web site to download Oracle Documaker applications:

<https://edelivery.oracle.com>

## INSTALLING THE SYSTEM

Once you finish downloading the software, follow these steps to install the Oracle Documaker Desktop on a personal computer running Windows.

---

**Note** Re-installation *does not* overwrite your INI files.

If you install the system into an existing directory, the current library setup is retained. If you install the system into a new directory, you must set up all of your libraries—just as you would for a new customer.

If you need to uninstall Oracle Documaker Desktop, use Control Panel's Add or Remove Programs option.

---

### Before you begin

Keep in mind...

- Be sure to log onto your computer as an *Administrator* and make sure you have full directory access permissions to the c:\windows\profiles\all users folder, as well as to the registry.
- When using NTFS drive formats, the logon name must be assigned all privileges and permissions to the Windows operating system folder and all sub-folders within, as well as to make changes to the Windows registry.

### Installation

Follow these steps to install the system:

1. From the directory into which you downloaded the media pack, unzip the file you downloaded, then double click on the following program:

```
CD1-7spDocumakerStudioFullSystemW32 (version and patch number).exe
```

The installation wizard starts.

2. Follow the instructions that appear on your screen to install the software. The installation creates folders and icons on your Start\Programs menu.

After you install the system, restart your computer so the various system settings can take affect. If you install the software on a network, you will need to set up icons and a program group for each user. Refer to your operating system's documentation for information on how to do this.



## Downloading Sample Resources

Oracle provides sample resources you can download and use to validate your installation. The system expects these resources to be available when you first start the system. Sample resources are available for download on Oracle Technology Network (<http://www.oracle.com/technetwork/index.html>)

Follow these steps to download the resources from Oracle Technology Network:

1. Go to Insurance page on the Oracle Technology Network  
<http://www-content.oracle.com/technetwork/documentation/insurance-097481.html#Documaker> and search for the sample resources
2. Download the sample resources
3. Save the file to a local directory, then follow the steps in the next topic to install the sample resources.

---

**Note** To use the sample resources, you must have installed the Java Runtime Environment (JRE) 1.7 or higher.

---

## Installing the sample resources

Follow these steps to install the sample resources:

1. Unzip the sample resources you downloaded. This will place the following files on your computer:

File	Description
readme.html	Provides information about the contents of your download.
amergen.zip	Contains sample resources for use with iPPS.
dms1.zip	Contains sample resources for use with Documaker Studio and Documaker Server.
sampco_( <i>version, patch number and build number</i> ).exe	Contains the sample resources for use with Documaker Desktop and Documaker Studio.

2. Double click on the SAMPCO\_(*version, patch number and build number*).exe file to install the SAMPCO resources into your \mstrres directory. Typically, this will be the c:\fap\mstrres directory.

---

**Note** If you later want to remove the SAMPCO sample resources, simply delete the directory in which the resources are installed.

---

Continue with the tasks in the topic, *Setting Up System Icons*.

## Setting Up System Icons

A shortcut for Systems Icons is automatically created as a part of Studio installation. Refer to *Customizing the system icon* on page 20 to modify the *Start In*.

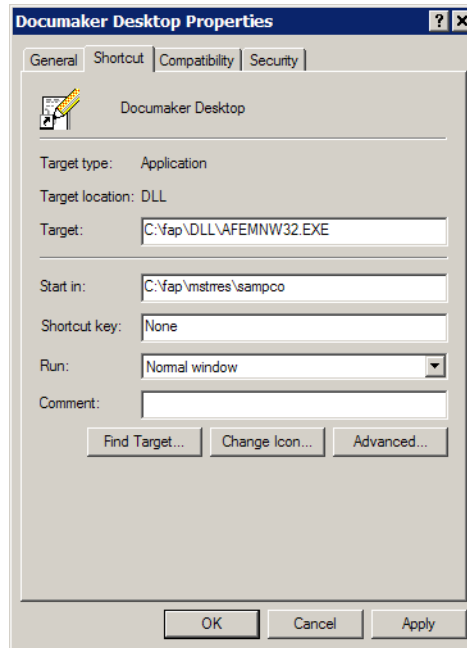
Follow the steps below in case the *create shortcut* option was left unchecked.

1. Right-click on your desktop.
2. Choose New, Shortcut. The Create Shortcut window appears.
3. Click Browse to locate the afemnw32.exe program. Typically, you will find this program in the c:\fap\dll directory. Then click Ok.
4. Click Next. The Select a Title for the Program window appears. Enter a name, such as *Documaker Desktop*, and click Finish.

## Customizing the system icon

Follow these steps to customize the system icon you created to open the SAMPCO resources you installed.

1. Right click on the system icon you created and select Properties. The Properties window appears:



2. Change the Start In directory to point to the location of the installed SAMPCO MRL. Typically this will be the c:\fap\mstres\sampco directory.

By starting the system in the \sampco directory, the system will use the FSIUSER.INI file in that directory. This INI file includes SAMPCO-specific settings and printer configurations for PCL, GDI, and PDF printers.

Now you are ready to start your system.

## Starting the System

To start the system, double-click the system icon you created and customized:



Documaker Desktop opens.

See the [Documaker Desktop Administration Guide](#) for more information on setting up additional users. This guide also contains information on INI options you can set to display a Logon window or to automatically log users on.

## RE-INSTALLING THE SYSTEM

If at any time in the future, you need to re-install the system, keep the following points in mind:

- If you re-install the software to the same drive and sub-directory, the PATH statement in your AUTOEXEC.BAT file will not be affected.
- If you re-install the software to a different drive or sub-directory, the new path statements will append to any previous settings in the AUTOEXEC.BAT file.  
  
This makes the system use path statements from the previous installation, and ignore the new path statements. If you want the system to use the new path statements, you must delete the old path statements in the AUTOEXEC.BAT file.
- System INI files (FSISYS.INI and FSIUSER.INI) are located in the FAP\DLL directory. The settings of the INI files located in the FAP\DLL directory will not be affected.
- The INI files in the FAP\DLL directory:
  - Specify default values and other defined parameters
  - Provide system flexibility
  - Store system default settings
  - Allow a user ID to be reset
- The INI files in the SAMPCO directories:
  - Allow users to specify Documaker Desktop functions
  - Determine how Documaker Desktop uses the library resources
- FSISYS.INI - Controls information related to the entire system, such as systems settings and program function calls.
- FSIUSER.INI - Controls settings which vary between resource libraries, such as sorting options, archival mode, and import and export ability.

## DOWNLOADING THE DOCUMENTATION

You can download the latest Oracle Documaker documentation at the Oracle Technology Network (OTN) web site. The process includes:

- Going to the applicable page on the OTN site
- Searching for the documentation you want to download
- Downloading that documentation

To download Oracle Documaker documentation, go to this page on OTN:

<http://www.oracle.com/technetwork/documentation/insurance-097481.html>

## DOWNLOADING PATCHES

You can download the latest Oracle software patches at the My Oracle Support web site. The process includes:

- Going to the My Oracle Support site (requires registration)
- Searching for the patches you want to download
- Downloading those patches

To download Oracle software patches, go to the My Oracle Support web site:

<https://support.oracle.com>

## Appendix A

---

# Installing the PPS Reporting Tool

This appendix discusses how to install the PPS Reporting Tool. You can use this tool to select and retrieve information stored in your PPS archives.

This chapter includes information on these topics:

- *Requirements* on page 27
- *Installation* on page 28
  - *Installing the Required Dependencies* on page 28
  - *Starting the Installation* on page 29



## REQUIREMENTS

The following software and hardware components are a minimum of what you need to run the PPS Reporting Tool. Newer versions of these software packages and/or a more powerful system can improve performance. In addition, you will find information on setting up Windows user accounts.

### Software requirements

To use the PPS Reporting Tool, you should have these software systems:

- Any version of Documaker Desktop.
- A PDF file viewer to view FAP files as PDF files.
- Microsoft Windows
- Microsoft .NET Framework 3.5. For more information, go to this web site:  
<http://www.microsoft.com/downloads/en/details.aspx?FamilyId=333325fd-ae52-4e35-b531-508d977d32a6>
- Microsoft Core XML Services (MSXML6.0).
- Microsoft Internet Explorer 7.0 or higher (Not required to be your default internet browser).
- Microsoft Windows Installer 3.1. This is required for Microsoft Core XML Services (MSXML6.0).
- Microsoft Access (from Microsoft Office 2000 or higher).
- Microsoft Excel is recommended and is required for the Lloyds Bordereau Report Example (from Microsoft Office 2000 or higher).

### Hardware requirements

To run the PPS Reporting Tool, your computer must meet or exceed this hardware requirements:

<b>Processor</b>	800 MHz
<b>Memory</b>	256 MB
<b>Hard drive space</b>	330 MB (280 MB*, 50 MB PPS Reporting Tool)
<b>Display</b>	1024 x 768 High Color

### User account requirements

The Windows user accounts you set up must have these privileges:

- Computer Registry Read & Write access privileges
- Hard Disk Read & Write access privileges

Contact your System Administrator if you have questions about these privileges.

## INSTALLATION

Before you install the PPS Reporting Tool, make sure you...

- Log in as the Administrator or as a user with Administrative rights.
- Close all other programs before you start the installation process.
- Have Internet access. This may be required to install Microsoft .NET Framework.

After you finish, perform a Windows Update to make sure you have all of the latest security patches for the Microsoft products installed.

Download Oracle PPS Reporting tool from the Oracle Software Delivery Cloud site and follow these steps to install the PPS Reporting Tool. For more information, see *Downloading the Software* on page 16.

### Installing the Required Dependencies

The Oracle PPS Reporting tool installation automatically searches for and installs (with your permission) the required software packages, except Microsoft Access and Microsoft Excel (see *Software requirements* on page 27 for more information). If you cancel any of the required dependencies, the installation ends and is incomplete.

---

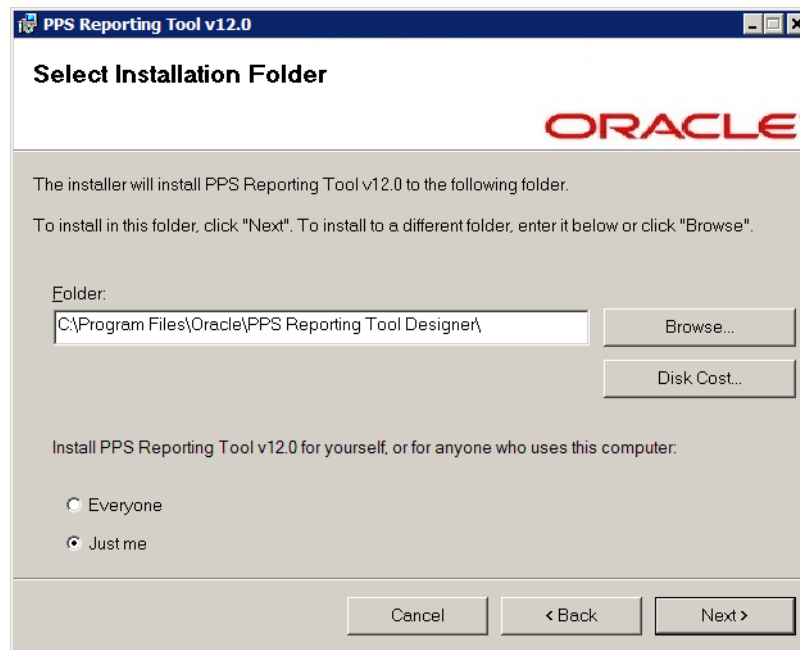
**Note** You should uninstall any prior versions of the PPS Reporting Tool *before* you install a new version.

---

## Starting the Installation

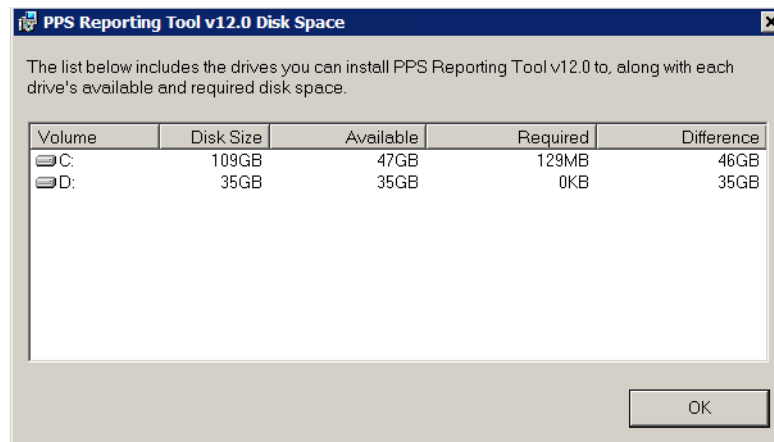
After the dependencies are checked, the installation for the PPS Reporting Tool starts. Follow these steps:

1. On the Welcome screen, click Next. The Select Installation Folder window appears:



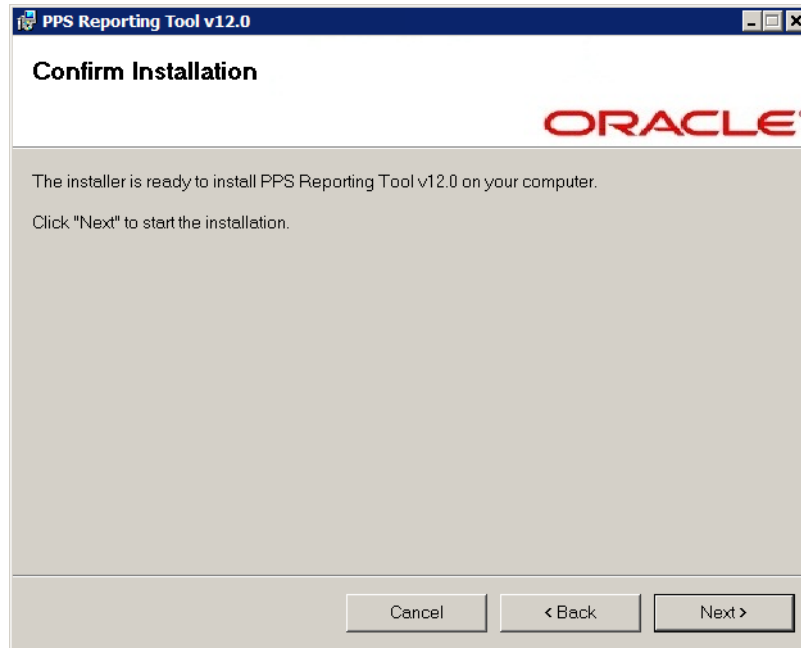
2. You can change the default installation drive, folder, and who can access the application from here or click Next to accept the defaults and continue.

If you need to choose a different drive, click the Disk Cost button to see which drives are available and how much space is required and available to you.




Click Ok to exit the Disk Space window and return to the installation.

3. Click Next. The Confirm Installation window appears.



4. Click Next again to confirm your selections and start the installation. When the installation is complete, you see the following window:



5. Click Close.

# INDEX

---

## A

### AIX

- Documaker system requirements 6
- Documanager system requirements 24
- Docupresentment system requirements 10
- Docupresentment web server requirements 12
- system requirements 2

AUTOEXEC.BAT file 33

awk utility 6

## C

### compilers

- system requirements 5, 6, 7, 8, 10, 11

## D

### Documaker

- requirements 4
- system requirements 2

### Documaker Desktop

- requirements 4

### Documanager

- databases supported 26
- retention management 26
- system requirements 2, 21
- third-party storage 26

### documentation

- downloading 34

### Docupresentment

- JREs 19
- message bus systems 18
- requirements 9

## E

E-Delivery web site 29

### EWPS

- system requirements 17

## F

### FSISYS.INI file

- reinstalling the system 33

### FSIUSER.INI file

- reinstalling the system 33

## H

### HP-UX

- system requirements 2

## I

### icons

- system 32

### iDocumaker

- system requirements 13

### installing

- re-installing the software 33
- the system 29

### iPPS

- system requirements 15

## J

### Java

- and web servers 14

JAXB 20

## L

### Linux

- Documaker system requirements 7
- Documanager system requirements 23
- Docupresentment requirements 11
- Docupresentment web server requirements 12
- system requirements 2

## M

media packs 29

## N

networks  
    system requirements 3

## O

OS//390  
    system requirements 2  
OTN web site 34

## P

patches  
    downloading 36  
path  
    statements 33  
printers  
    system requirements 4, 5, 6

## R

re-installing the software 33

## S

setting up  
    the system 27  
software  
    downloading 29  
Solaris  
    Documaker system requirements 8  
    Documanager system requirements 24  
    Docupresentation system requirements 10  
    Docupresentation web server requirements 12  
    system requirements 2  
system requirements 2

## U

uncompress utility 6  
uninstall 32  
UNIX  
    system requirements 2  
updates  
    downloading 36  
uudecode utility 6

## W

Windows  
    Documanager system requirements 21, 22  
    Docupresentation system requirements 9  
    Docupresentation web server requirements 12  
    system requirements 2

## Z

z/OS  
    Documaker system requirements 5  
    system requirements 2