

4

3

2

1

NOTES: UNLESS OTHERWISE SPECIFIED

- 1 PERMANENTLY MARK CABLE LABEL(S) (ITEM 5) WITH TEKELEC PART NUMBER INCLUDING APPLICABLE DASH NUMBER AND REVISION LEVEL, P1 OR P2 ETC., VENDOR NAME AND DATE OF MANUFACTURE. LOCATE APPROXIMATELY AS SHOWN.
- 2 PREPARE CABLE AND ASSEMBLE CONTACTS AND CONNECTORS IN ACCORDANCE WITH MANUFACTURER'S INSTRUCTIONS. USE COPPER TAPE (ITEM 6) TO ENSURE SHIELD IS CONNECTED TO HOOD (ITEM 4).
- 3) NO ADDITIONS, DELETIONS, SUBSTITUTIONS OR MODIFICATIONS WITHOUT PRIOR WRITTEN TEKELEC APPROVAL.
- 4 BACKSHELL(S) SHALL BE GROUNDED BY TERMINATION OF THE FOIL SHIELD AND DRAIN WIRES(PART OF ITEM 9) IN ACCORDANCE WITH THE MANUFACTURER'S ASSEMBLY INSTRUCTIONS. DO NOT SOLDER DRAIN WIRE TO CONNECTOR HOUSING OR BACKSHELL.

- 5 PERMANENTLY MARK P1 WITH .09 TO .13 HIGH BLACK CHARACTERS. LOCATE APPROXIMATELY AS SHOWN.
- 6 ASSEMBLY - CRIMP RING TERMINALS PER MANUFACTURER'S INSTRUCTIONS.

REVISIONS			
REV	DESCRIPTION	DATE	APPROVED
A	RELEASE PER ECN #12741	4/21/03	D. GRIFFITH
B	REVISED PER ECO #12806	4/25/03	J. Thacker
C	REVISED PER ECN #12885	6/5/03	M. BRYAN
D	REVISED PER ECN #13232	10/24/03	M. BRYAN
E	REVISED PER ECN #13272	10/29/03	M. BRYAN

DOCUMENT CONTROL
PRODUCTION RELEASED

TABULATION BLOCK		
PART NO.	LENGTH (INCHES)	REVISION LEVEL
830-0961-01	72.0±1%	D
830-0961-02	144.0±1%	D

D

D

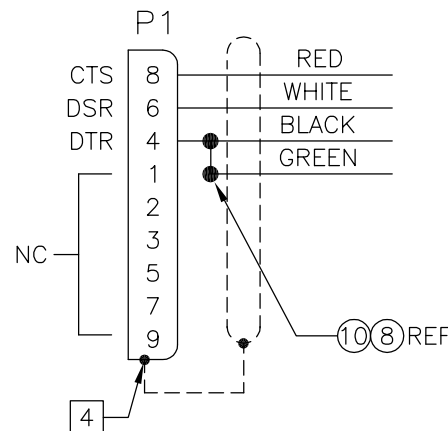
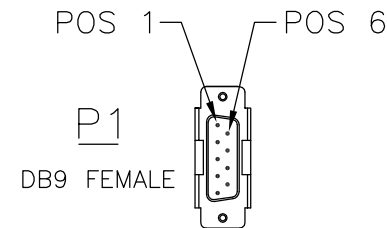
C

C

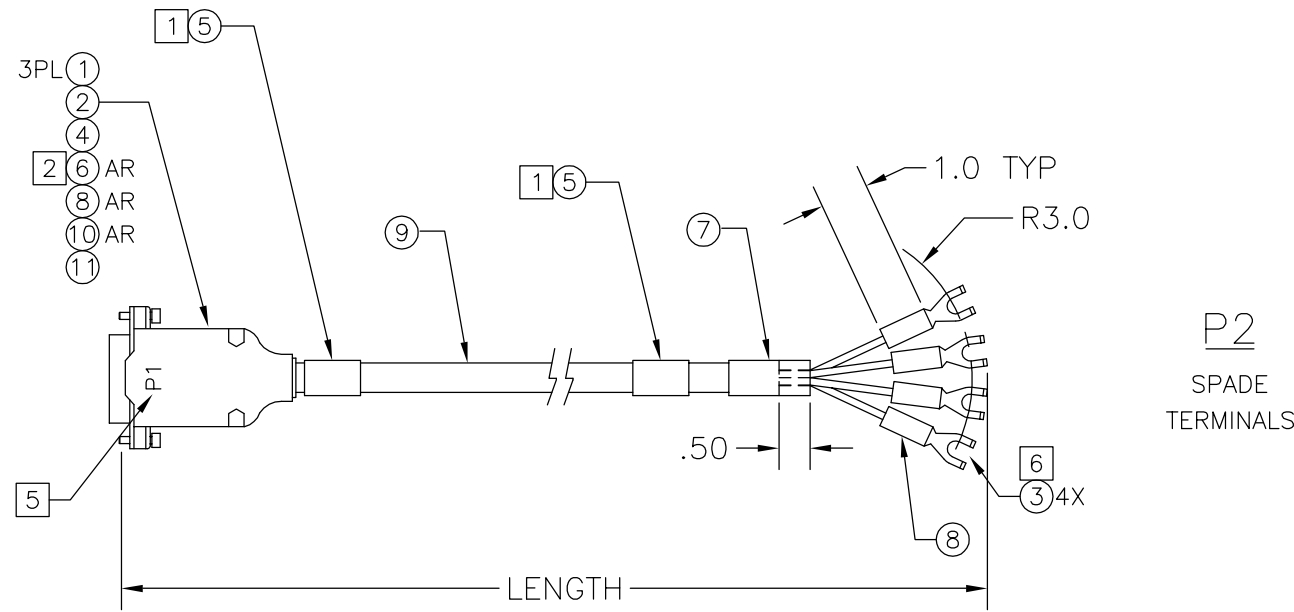
B

A

A

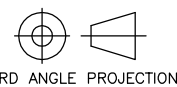


WIRING DIAGRAM



SEE SEPARATE PARTS LIST

UNLESS OTHERWISE SPECIFIED:
DO NOT SCALE DRAWING.
DIMENSIONS ARE IN INCHES.
INTERPRET DIMENSIONS IN ACCORDANCE WITH ASME Y14.5M-1994.
DRAWING TO CONFORM TO TEKELEC SPECIFICATION 907-0169-01.
DEBURR AND BREAK SHARP EDGES AND CORNERS .005-.015.
MACHINED SURFACE FINISH ¹²⁵ ✓
DECIMAL TOLERANCES:
.XX= ±.02 .XXX= ±.005
ANGLE TOLERANCE: ± 1°



THIRD ANGLE PROJECTION

THIS DOCUMENT AND THE DATA DISCLOSED HEREIN OR HEREWITH IS PROPRIETARY AND IS NOT TO BE REPRODUCED, USED OR DISCLOSED IN WHOLE OR PART TO ANYONE WITHOUT THE WRITTEN PERMISSION OF TEKELEC. COPYRIGHT TEKELEC 2001.

APPROVALS	DATE
DRAWN BY J. MYERS	4/4/03
CHECKED S. LYTLER	4/8/03
APPROVED D. GRIFFITH	4/8/03



TEKELEC 26580 W. Agoura Road,
Calabasas, California 91302

CABLE ASSY_CIRCUIT
BREAKER ALARMS_DB9F/RING
TERMINALS_XXFT_TEKSERVER

SIZE	DIVISION	DRAWING NO.	REV.
C	NSD	830-0961-XX	E

SCALE: NONE FILE NAME: 830-0961-XX_REV_E.DWG SHEET 1 OF 1

4

3

2

1

DWG NO. 830-0961-XX
SHEET 1 OF 1
REV. E