

NOTES: UNLESS OTHERWISE SPECIFIED

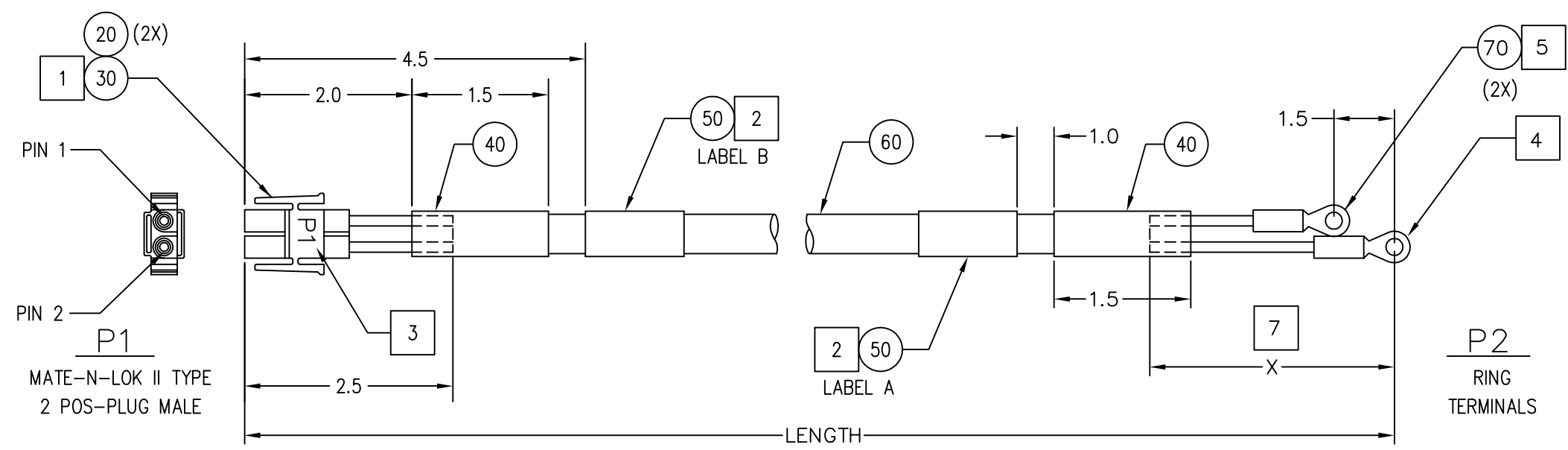
- 1 ASSEMBLY - PER CONNECTOR MANUFACTURER'S SPECIFICATION (AMP 408-3200 AND 114-16021 OR EQUIVALENT).
- 2 MARK - PERMANENTLY MARK CABLE LABEL(S) WITH TEKELEC PART NUMBER INCLUDING APPLICABLE DASH NUMBER AND REVISION LEVEL, P1 OR P2, USAGE (REFER TO BLOCK), VENDOR NAME AND DATE OF MANUFACTURE. LOCATE APPROXIMATELY AS SHOWN.
- 3 MARK - PERMANENTLY MARK WITH P1 AS SHOWN WITH CONTRASTING CHARACTERS. SIZE AND LOCATION APPROXIMATELY AS SHOWN.
- 4 SEE TABULATION BLOCK FOR LONGER LEAD COLOR.
- 5 ASSEMBLY - CRIMP RING TERMINALS PER MANUFACTURER'S INSTRUCTIONS.
- 6) NO ADDITIONS, DELETIONS, MODIFICATIONS OR SUBSTITUTIONS WITHOUT PRIOR WRITTEN TEKELEC APPROVAL.

7 DIMENSION REPRESENTS THE LENGTH OF CABLE JACKET STRIPPED BACK TO EXPOSE THE LEAD WIRE.

REVISIONS			
REV	DESCRIPTION	DATE	APPROVED
A	RELEASE PER ECO #12783	4/22/03	D. GRIFFITH
B	RELEASE PER ECO #12863	7/21/03	D. GRIFFITH

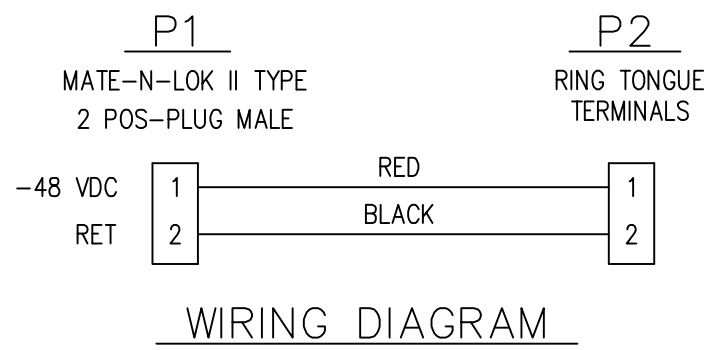
TABULATION BLOCK						
DASH NUMBER	LENGTH (IN)±1%	X (IN)±.12	P2 LONG LEAD	LABEL "A" USAGE	LABEL "B" USAGE	REVISION LEVEL
-01	65.0	6.0	RED	TB3, POS 1&4	SERVER A, PWR A	B
-02	58.0	6.5	BLACK	TB2, POS 1&4	SERVER A, PWR B	B
-03	78.0	6.0	RED	TB4, POS 1&4	SERVER B, PWR A	B
-04	59.0	6.5	BLACK	TB1, POS 1&4	SERVER B, PWR B	B
-05	66.0	6.0	RED	TB1, POS 1&4	SERVER B, PWR A	A
-06	66.0	6.5	BLACK	TB1, POS 1&4	SERVER B, PWR B	A
-07	70.0	6.0	RED	TB1, POS 1&4	SERVER A, PWR A	A
-08	70.0	6.5	BLACK	TB1, POS 1&4	SERVER A, PWR B	A
-09	77.0	6.0	RED	TB1, POS 1&4	SERVER B, PWR A	A
-10	77.0	6.5	BLACK	TB1, POS 1&4	SERVER B, PWR B	A

DOCUMENT CONTROL
PRODUCTION RELEASED



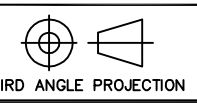
CABLE ASSEMBLY

SEE SEPARATE PARTS LIST



WIRING DIAGRAM

UNLESS OTHERWISE SPECIFIED:
DO NOT SCALE DRAWING.
DIMENSIONS ARE IN INCHES.
INTERPRET DIMENSIONS IN ACCORDANCE WITH ASME Y14.5M-1994.
DRAWING TO CONFORM TO TEKELEC SPECIFICATION 907-0169-01.
DEBURR AND BREAK SHARP EDGES AND CORNERS .005-.015.
MACHINED SURFACE FINISH 125 ✓
DECIMAL TOLERANCES:
.XX= ±.02 .XXX= ±.005
ANGLE TOLERANCE: ± 1°



THIS DOCUMENT AND THE DATA DISCLOSED HEREIN OR HEREWITH IS PROPRIETARY AND IS NOT TO BE REPRODUCED, USED OR DISCLOSED IN WHOLE OR PART TO ANYONE WITHOUT THE WRITTEN PERMISSION OF TEKELEC. COPYRIGHT TEKELEC 2001.	
APPROVALS	DATE
DRAWN BY S. LYTLE	4/8/03
CHECKED J. MYERS	4/8/03
APPROVED D. GRIFFITH	4/8/03
NEXT ASSY	USED ON
APPLICATION	
FINISH	MATERIAL

TEKELEC 26580 W. Agoura Road, Calabasas, California 91302

ASSY_CABLE_POWER_2 POS_MAIN INPUT_TKSERVER

SIZE	DIVISION	DRAWING NO.	REV.
C	NSD	830-0965-XX	B

SCALE: NONE FILE NAME: 830-0965-XX_REV_B.DWG SHEET 1 OF 1