

**Oracle Utilities Smart Grid Gateway
Adapter for Silver Spring Networks**

Configuration Guide

Release 2.1.0 Service Pack 3

E48616-03

May 2015

Oracle Utilities Smart Grid Gateway adapter for Silver Spring Configuration Guide

E48616-03

Copyright © 2012, 2015 Oracle and/or its affiliates. All rights reserved.

Primary Author: UGBU Documentation

Contributing Author: UGBU Documentation

Contributor: UGBU Documentation

This software and related documentation are provided under a license agreement containing restrictions on use and disclosure and are protected by intellectual property laws. Except as expressly permitted in your license agreement or allowed by law, you may not use, copy, reproduce, translate, broadcast, modify, license, transmit, distribute, exhibit, perform, publish, or display any part, in any form, or by any means. Reverse engineering, disassembly, or decompilation of this software, unless required by law for interoperability, is prohibited.

The information contained herein is subject to change without notice and is not warranted to be error-free. If you find any errors, please report them to us in writing.

If this is software or related documentation that is delivered to the U.S. Government or anyone licensing it on behalf of the U.S. Government, then the following notice is applicable:

U.S. GOVERNMENT END USERS: Oracle programs, including any operating system, integrated software, any programs installed on the hardware, and/or documentation, delivered to U.S. Government end users are "commercial computer software" pursuant to the applicable Federal Acquisition Regulation and agency-specific supplemental regulations. As such, use, duplication, disclosure, modification, and adaptation of the programs, including any operating system, integrated software, any programs installed on the hardware, and/or documentation, shall be subject to license terms and license restrictions applicable to the programs. No other rights are granted to the U.S. Government.

This software or hardware is developed for general use in a variety of information management applications. It is not developed or intended for use in any inherently dangerous applications, including applications that may create a risk of personal injury. If you use this software or hardware in dangerous applications, then you shall be responsible to take all appropriate fail-safe, backup, redundancy, and other measures to ensure its safe use. Oracle Corporation and its affiliates disclaim any liability for any damages caused by use of this software or hardware in dangerous applications.

Oracle and Java are registered trademarks of Oracle and/or its affiliates. Other names may be trademarks of their respective owners.

Intel and Intel Xeon are trademarks or registered trademarks of Intel Corporation. All SPARC trademarks are used under license and are trademarks or registered trademarks of SPARC International, Inc. AMD, Opteron, the AMD logo, and the AMD Opteron logo are trademarks or registered trademarks of Advanced Micro Devices. UNIX is a registered trademark of The Open Group.

This software or hardware and documentation may provide access to or information about content, products, and services from third parties. Oracle Corporation and its affiliates are not responsible for and expressly disclaim all warranties of any kind with respect to third-party content, products, and services unless otherwise set forth in an applicable agreement between you and Oracle. Oracle Corporation and its affiliates will not be responsible for any loss, costs, or damages incurred due to your access to or use of third-party content, products, or services, except as set forth in an applicable agreement between you and Oracle.

Contents

What's New

New Features in the Oracle Utilities Smart Grid Gateway Adapter for Silver Spring Networks Configuration Guide	1-i
New Features for Release 2.1.0.3	1-i

Chapter 1

Overview	1-1
What Is This Book?	1-2
Other Documentation	1-2
Oracle Utilities Application Framework Configuration Tools	1-4

Chapter 2

General Configuration	2-1
Understanding the Silver Spring Networks UIQ Adapter	2-2
Understanding the Adapter Processing	2-3
Initial Measurement Data Load and Device Events	2-3
Device Communication	2-6
Configuring a Silver Spring Networks Head-End System	2-14
Master Configuration	2-14
XAI Inbound Services	2-14
XAI Senders	2-16
Outbound Message Types	2-17
External System	2-17
Service Provider	2-18
Processing Methods for Service Provider	2-18
Configuring Silver Spring Networks Extendable Lookups	2-21
Silver Spring Networks Device Event Mapping	2-21
Silver Spring Networks UOM Code to Standard UOM Mapping	2-21
Silver Spring Networks Interval Status Code to Condition Mapping	2-22
Extending the Adapter for Silver Spring Networks	2-23
The Test Harness	2-24
Test Harness Design	2-24
Locating the WSDL for the Test Harness	2-25
Web Services	2-27

Appendix

Glossary	3-1
----------------	-----

Index

What's New

New Features in the Oracle Utilities Smart Grid Gateway Adapter for Silver Spring Networks Configuration Guide

This chapter outlines new features that are documented in this guide.

New Features for Release 2.1.0.3

Feature	Description	For more information, refer to...
Support for Silver Spring Networks UIQ Version 4.10	The Smart Grid Adapter for Silver Spring Networks supports v4.10 of the UIQ head-end system.	Understanding the Silver Spring Networks UIQ Adapter on page 2-2

Chapter 1

Overview

This chapter provides an overview of this configuration guide and an introduction to the Oracle Utilities Smart Grid Gateway adapter for Silver Spring Networks, including the following:

- **What Is This Book?**
- **Other Documentation**
- **Oracle Utilities Application Framework Configuration Tools**

What Is This Book?

This guide describes how to configure the Oracle Utilities Smart Grid Gateway adapter for Silver Spring Networks. It is intended for implementers and system administrators responsible for configuration and initial setup of the application.

The Oracle Utilities Smart Grid Gateway adapter for Silver Spring Networks is based on the Oracle Utilities Application Framework (OUAF). For information about using and configuring basic Framework functions, see the Oracle Utilities Application Framework documentation. This guide only covers configuration of functions specific to the Oracle Utilities Smart Grid Gateway adapter for Silver Spring Networks.

The body of this guide presents conceptual information to help you understand how the system works as well as how the various configuration options affect system functionality. Once you have an understanding of the system's capabilities, you can plan your data setup and design any customizations you want to implement.

When you are ready to implement your design, use **Chapter 2: General Configuration** to guide you through the setup process of admin data. This section lists each object that can be configured, defines any prerequisites for configuration.

This guide includes the following chapters:

- **Chapter 1: Overview** (this chapter) provides an overview of the Oracle Utilities Smart Grid Gateway adapter for Silver Spring Networks architecture and of the configuration tools and process used in implementing the product.
- **Chapter 2: General Configuration** provides an overview of some general configuration options used by the Oracle Utilities Smart Grid Gateway adapter for Silver Spring Networks.

Other Documentation

This section describes other documentation provided with the Oracle Utilities Smart Grid Gateway adapter for Silver Spring Networks.

Installation Documentation

Installation documentation describes the steps involved in the installation and initial set up of the system, and includes the following documents:

- Oracle Utilities Smart Grid Gateway Quick Install Guide
- Oracle Utilities Smart Grid Gateway DBA Guide
- Oracle Utilities Smart Grid Gateway Installation Guide

User Documentation

User documentation provides conceptual information and procedures related to working with the various objects used in the system, and includes the following documents:

- Oracle Utilities Application Framework Business Process Guide
- Oracle Utilities Application Framework Administration Guide
- Oracle Utilities Service and Measurement Data Foundation User's Guide
- Oracle Utilities Smart Grid Gateway User's Guide

Supplemental Documentation

Supplemental documentation provides technical information related to system administration tasks and include the following documents:

- Oracle Utilities Smart Grid Gateway Server Administration Guide

- Oracle Utilities Smart Grid Gateway Batch Server Administration Guide
- Oracle Utilities Smart Grid Gateway Configuration Guide

The Oracle Utilities Smart Grid Gateway adapter for Silver Spring Networks uses Oracle Service Bus (OSB) and Oracle Business Process Execution Language (BPEL) as middleware components. These tools are part of the Oracle SOA Suite. See the Oracle SOA Suite Documentation library (<http://www.oracle.com/technetwork/middleware/soasuite/documentation/index.html>) for more information about using these tools.

Embedded Help

Oracle Utilities Smart Grid Gateway, like all Oracle Utilities Application Framework applications, provides extensive internal documentation. For example, detailed descriptions of system objects are included in the objects' maintenance portals. The lifecycle of each business object is described on the Lifecycle tab and depicted in flow diagrams on the Summary tab. This information is extremely useful for implementers and system administrators.

Embedded help is provided for all non-obvious fields in most portals and zones. If a field has associated help text, a ? icon appears next to the field when the zone is displayed.

Online Help

Oracle Utilities Smart Grid Gateway also includes context-sensitive help for all the user interface screens users will typically work with as they use the system. Online help contains conceptual information and procedures related to working with the various objects used in the system.

The online help is divided into the following three sections:

- Oracle Utilities Application Framework: Describes the features and functions of the application framework (F1)
- Oracle Utilities Service and Measurement Data Foundation: Describes the features and functions provided in the Service and Measurement Data Foundation (D1)
- Oracle Utilities Smart Grid Gateway: Describes the features and functions provided in the smart grid gateway application (D7)

Oracle Utilities Application Framework Configuration Tools

Please refer to the general configuration guide for information on the Oracle Utilities Application Framework (OUAF) configuration tools that can be used to create and customize system entities, such as business objects, portals, zones, and UI maps. Refer to the Oracle Utilities Application Framework configuration tools documentation for instructions on using tools such as:

- **Configuration Process Overview**
- **Data Areas**
- **Algorithms**
- **Entity Naming Conventions**

This configuration guide does not duplicate the concepts and procedures presented in the Oracle Utilities Application Framework configuration tools documentation; rather, it will identify the specific objects used by the Oracle Utilities Smart Grid Gateway adapter for Silver Spring Networks that can be configured and customized using the configuration tools, as well as application parameters and objects that can be managed within the application components themselves.

This guide assumes that all individuals responsible for system configuration and implementation will be familiar with the Oracle Utilities Application Framework and will have completed training on the Oracle Utilities Application Framework Configuration Tools.

Chapter 2

General Configuration

This chapter provides details on the components and configurations required for the Smart Grid Gateway adapter for Silver Spring Networks including the following:

- **Understanding the Silver Spring Networks UIQ Adapter**
- **Understanding the Adapter Processing**
- **Configuring a Silver Spring Networks Head-End System**
- **Configuring Silver Spring Networks Extendable Lookups**
- **Extending the Adapter for Silver Spring Networks**
- **The Test Harness**

Understanding the Silver Spring Networks UIQ Adapter

The Oracle Utilities Smart Grid Gateway Adapter for Silver Spring Networks supports communication with the Silver Spring Networks UtilityIQ application, including measurement data and device event loading, and command messaging in support of commissioning, connect, disconnect, decommissioning, status check, and on-demand read. The following table describes the attributes of the adapter:

Attribute	Details
Currently Supported Versions	UtilityIQ Version 4.10
Protocol	Proprietary
Market(s)	Worldwide
Architecture	RF WAN (mesh) based on Access Points

The adapter uses Oracle Service Bus (OSB) and Oracle Business Process Execution Language (BPEL) to facilitate communication between Oracle Utilities Smart Grid Gateway and the Silver Spring Networks UtilityIQ application.

The following functionality is included:

Measurement Data and Device Event Loading - data parsing and transformation via Oracle Service Bus from Silver Spring Networks format into the Oracle Utilities Service and Measurement Data Foundation unified format for measurement data and device events.

Measurement Data and Device Event Processing - configurable mapping for Silver Spring Networks status codes and device event names to Oracle Utilities Service and Measurement Data Foundation standard values.

Smart Meter Command Processing - sending/receiving messages to/from the Silver Spring Networks application to initiate smart meter commands from Oracle Utilities Smart Grid Gateway. The Silver Spring Networks adapter supports the following types of commands and communications:

- **Meter Commissioning** - business objects and BPEL processes to support issuing meter commissioning commands.
- **Remote Connect** - business objects and BPEL processes to support issuing remote connect commands.
- **Remote Disconnect** - business objects and BPEL processes to support issuing remote disconnect commands
- **Meter Decommissioning** - business objects and BPEL processes to support issuing meter decommissioning commands.
- **On-Demand Read** - business objects and BPEL processes to support issuing on-demand read commands.

Understanding the Adapter Processing

This section provides details concerning the OSB processing, BPEL Processes, and OUAF objects supplied as part of the base package. This information illustrates how the base package objects were designed, and can serve as the basis for any customizations you create as part of your implementation.

This section includes:

- **Initial Measurement Data Load and Device Events**
- **Device Communication**

Initial Measurement Data Load and Device Events

The initial measurement data load and subsequent device event processing use OSB to poll for, parse, and transform the head-payloads into the Oracle Utilities Smart Grid Gateway service format. Payloads contain measurements and meter events in some head-end specific format OSB then places each service call into a JMS queue within the Oracle Utilities applications. The JMS client consumes the entries and invokes the respective services in parallel then a service creates initial measurements with data in a common format with head-end-specific processing as needed. A second service creates device events with data in a common format.

Initial Measurement

The usage data exported from the AMI head-end system as a file in Silver Spring Networks XML format is loaded into Oracle Utilities as initial measurement data. The following OSB projects, delivered in the base product, help manage the usage processing:

1. SGG-D7-SSNXML-BASE contains components responsible for “actual” processing of incoming data. It should not be modified during configuration. This project can be upgraded without affecting the customization and environment settings added to SGG-D7-SSNXML-CM.
2. SGG-D7-SSNXML-CM allows for customization and simplifies future upgrades.

The runtime configuration settings for the SGG-D7-SSNXML-CM project are stored in the xquery file EnvironmentSettings.xq. You can use this file to adjust initial measurement data processing. For example, if you want to load raw data you would specify “true” for the content of the populateRawIMD element.

The following table describes the elements included in the EnvironmentSettings.xq file:

Element	Description
populateRaw	Determines if the initial measurement data is populated as raw data. Valid values are: <ul style="list-style-type: none"> • true • false
callPreProcessing	Determines if the preprocessing proxy service is called. Valid values are: <ul style="list-style-type: none"> • true • false
callPostProcessing	Determines if the postprocessing proxy service is called. Valid values are: <ul style="list-style-type: none"> • true • false

Element	Description
destinationRootElementInterval	Holds the name of XAI inbound service for the interval IMD seeder.
destinationRootElementScalar	Holds the name of XAI inbound service for the scalar IMD seeder. In most cases it is the same as destinationRootElementInterval.
destinationRootElementEvent	Holds the name of XAI inbound service for the Device Event seeder.

Processing Large Input Files

In some environments, the OSB project may begin processing a large input file before it has been completely copied to the input directory. To prevent this, configure the `MinimumAge` property in the “InboundProxyService” proxy service for the SGG-D7-SSNXML-CM project. The `MinimumAge` property specifies the minimum age of files to be retrieved, based on the last modified time stamp. This enables large files to be completely copied to the input directory before they are retrieved for processing.

See Working with Adapter OSB Projects in the *Oracle Utilities Smart Grid Gateway Configuration Guide* for more information about setting the `MinimumAge` property.

Device Events

The device event data exported from the head-end system as a file in Silver Spring Networks CSV format is loaded into Oracle Utilities as a Device Event. One of your configuration tasks is to customize the device events processing.

The required functionality is delivered in the base product as two OSB projects:

1. SGG-D7-CSV-BASE contains components responsible for “actual” processing of incoming data. It can be upgraded in future without affecting the customization and environment settings that done in SGG-D7-CSV-CM project.
2. SGG-D7-CSV-CM allows the customization and simplifies the future upgrades.

Base Package Business Objects

The Silver Spring Networks adapter base package includes the following initial measurement and device event business objects:

Business Object Name	Description
D7-InitialLoadIMDInterval	SSN - Initial Load IMD - Interval Used when loading Silver Spring Network (SSN) interval measurements into the system for the first time.
D7-InitialLoadIMDScalar	SSN - Initial Load IMD - Scalar Used when loading Silver Spring Network (SSN) scalar measurements into the system for the first time.
D7-DeviceEventMappingLookup	SSN - Device Event Mapping
D7-HeadendUOMLookup	SSN - UOM Code to Standard UOM Mapping

Business Object Name	Description
D7-IntStsCodeToCondMapLookup	SSN - Interval Status Mapping This is a child BO of Interval Status Code to Condition Mapping

Silver Spring Networks Device Event Mapping BO

The Silver Spring Networks head-end system is capable of sending a large selection of device events. The adapter maps these events into standard Oracle Utilities Smart Grid Gateway event names and categories. To meet this end, a Silver Spring Networks-specific extendable lookup business object, D7-DeviceEventMappingLookup, holds device event names specific to Silver Spring Networks.

Device Communication

The basic communication for all business processing is essentially the same. A communication request is sent from the Oracle Utilities application to Silver Spring Networks. This request would be for a connect/disconnect, commission/decommission, measurement data, device status check, or an on-demand read. The designated BPEL process transforms the request from Oracle Utilities format to Silver Spring Networks format and invokes the related Silver Spring Networks web service. Silver Spring Networks then returns a reply, and the BPEL process transforms the reply message back to the appropriate format so that Oracle Utilities can receive the response. The following sections describe the key components in this processing, including:

- **Communication Flows**
- **Base Package Business Objects**
- **External System**
- **Outbound Message Types**
- **XAI Configuration**
- **BPEL Processes**

Communication Flows

The table below lists the communications created for each Silver Spring Networks command:

Command	Outbound Communication	Inbound Communication	Completion Event
Remote Connect	SSN-Connect or Disconnect	<ul style="list-style-type: none"> • SSN – Connect or Disconnect Response • Remote Provisioning Job (Get Status) 	Connect Device Completion Event
Remote Disconnect	SSN-Connect or Disconnect	SSN – Connect or Disconnect Response	Disconnect Device Completion Event
Device Commissioning	SSN- Replace Location		Device Commissioning Completion Event
Device Decommissioning	SSN- Replace Device At Location (Decomm)		Device Decommissioning Completion Event
On-Demand Read (Scalar)	SSN – Add Meter Read Job (Scalar)	SSN – Meter Read Response (Scalar)	Create IMD Completion Event
On-Demand Read (Interval)	SSN – Add Meter Read Job (Interval)	SSN – Meter Read Response (Interval)	Create IMD Completion Event

Command	Outbound Communication	Inbound Communication	Completion Event
Device Status Check	SSN – Add Ping job	SSN – Ping Job Response	

Base Package Business Objects

The Silver Spring Networks Adapter base package includes the following communication business objects:

Business Object Name	Description
D7-AddMeterReadJobInterval	SSN - Add Meter Read Job (Interval)
D7-AddMeterReadJobScalar	SSN - Add Meter Read Job (Scalar)
D7-AddPingJob	SSN - Add Ping Job
D7-ConnectDisconnect	SSN - Connect or Disconnect
D7-ConnectDisconnectResp	SSN - Connect or Disconnect Response
D7-GetStatus	SSN - Get Status
D7-GetStatusResponse	SSN - Get Status Response
D7-MeterReadResponseInterval	SSN - Meter Read Response (Interval)
D7-MeterReadResponseScalar	SSN - Meter Read Response (Scalar)
D7-PingJobResponse	SSN - Ping Job Response
D7-ReplaceDeviceAtLocForDecomm	SSN - Replace Device At Location (Decomm)
D7-ReplaceLocation	SSN - Replace Location

Silver Spring Event Data Mapping

The Silver Spring event file format maps as follows into the business object, D1-DeviceEventMappingLookup:

Silver Spring Flat File Field	Device Event Seeder BO Element	Comments
Transaction ID (from Header record)	External Source Identifier	This is the file name.
Device Identifier	External Device Identifier	
Event Name	External Event Name	
Event Creation Date/Time	Event Date/Time	

Silver Spring Flat File Field	Device Event Seeder BO Element	Comments
Device Type	External Device Type	This element has no real bearing on the device type within MDM/SGG. Its valid values include (although the element itself is free-form): Meter Collector Router
Service Location ID	External Service Location ID	
Communication Module Serial Number	External Communication Module Identifier	
Event Category ID	External Event Category	
Event Severity	External Event Severity	Valid values include (although the element itself is free-form): Alert Information
Status Value	External Status Value	This represents additional information that relates to the event itself.
Status Date/Time	External Status Date/Time	The date & time at which the additional information referenced above had occurred.

External System

You must create an External System for each external system to which Oracle Utilities Smart Grid Gateway will send messages. Each external system defines a set of outbound message types that will be sent to that system. Each external system outbound message type also specifies the following:

- The processing method used to send the message (Batch, XAI, or Real-time)
- The corresponding XAI senders
- Batch Control (if Processing Method is set to Batch)
- Message XSL, W3C Schema, and Response XSL (as applicable)

Outbound Message Types

Acknowledgement and response messages are sent and received validating that commands have been transmitted.

XAI Configuration

The XML Application Integration (XAI) utility allows you to configure your system to receive information from and to send information to external applications using XML. The Silver Spring Networks adapter for Smart Grid Gateway uses one XAI inbound service to map device events. This is the same XAI inbound service used by the D1 application.

XAI Inbound Services

XAI inbound systems define the details of how messages are received from an external system, including the inbound communication business object (or business service or service script) to be invoked when the response message is received. As in the case of inbound communication business objects, the set of XAI inbound services you need to create is based on the types of messages the system is designed to send.

The Oracle Utilities Smart Grid Gateway adapter for Silver Spring Networks includes the following XAI inbound services:

XAI Inbound Service	Description
D1-BulkRequestHeader	Bulk Request Header Schema Name: D1-BulkRequestHeader
D1-BulkRequestUpdate	Bulk Request Update Schema Name: D1-BULKUPD
D1-BulkResponse	Bulk Response Schema Name: D1-BulkResponse
D1-DeviceEventSeeder	Used for upload of device events. Schema Name: D1-DeviceEventSeeder. The Device Event Seeder business object serves as a means of adding device events both from outside the application and from online. Its pre-processing algorithms determine the device event type - which in turn defines the device event BO that should be used to create the device event. If a device event type can't be determined, the device event is created using this BO. Such a device event can then be re-processed - and if successful, a new device event is created.
D1-DeviceStatusCheck	Device Status Check Schema Name: D1-DeviceStatusCheck This service is invoked by the integration layer to instantiate a Device Status Check command.
D1-InitialLoadIMD	Used by OSB to instantiate an IMD Schema Name: D1-IMDSeeder. The IMDSeeder business object is used to determine the type of initial measurement business object to instantiate when receiving usage readings from a head-end system.

XAI Inbound Service	Description
D1-RemoteConnect	<p>Remote Connect</p> <p>Schema Name: D1-RemoteConnect</p> <p>This service is invoked by the integration layer to instantiate a Remote Connect command.</p>
D1-RemoteDisconnect	<p>Remote Disconnect</p> <p>Schema Name: D1-RemoteDisconnect</p> <p>This service is invoked by the integration layer to instantiate a Remote Disconnect command.</p>
D7-ConnectDisconnectResponse	<p>Connect Disconnect Response</p> <p>Schema Name: D7-ConnectDisconnectResp</p> <p>Retrieves response for Remote provisioning Job Connect or Disconnect commands.</p>
D7-GetStatusResponse	<p>D7-GetStatusResponse</p> <p>Schema Name: D7-GetStatusResponse</p> <p>Retrieve response from the Get Status command.</p>
D7-MeterReadResponseInterval	<p>SSN - Meter Read Response (Interval)</p> <p>Schema Name: D7-MeterReadResponseInterval</p>
D7-MeterReadResponseScalar	<p>SSN - Meter Read Response (Scalar)</p> <p>Schema Name: D7-MeterReadResponseScalar</p>
D7-PingJobResponse	<p>SSN - Ping Response</p> <p>Schema Name: D7-PingJobResponse</p> <p>Retrieves response from the Ping Job Response command.</p>

XAI Senders

XAI senders define the details of how messages are sent to an external system. As in the case of outbound communication business objects and outbound message types, the set of XAI senders you need to create is based on the types of messages the system is designed to accept.

BPEL Processes

These processes are responsible for performing the conversion from Oracle Utilities format to Silver Spring Networks format, invoking process callouts and invoking the remote endpoint to trigger the device events.

OnDemandRead Composite Process - Provides access points to edge application and handles data between edge application and head end system. It invokes sequence of web methods to head end system and retrieves meter read and send it back to Edge application.

ConnectDisconnect Composite Process - Performs the conversion from Oracle Utilities format to SSN format, invokes process callouts, and invokes the remote endpoint to trigger the connect event. A second, asynchronous reply will call back into the OUAF layer when the status change is completed at the head-end system. Another asynchronous reply will call back into the OUAF layer to send Meter Read Results.

CommissionDecommission Composite Process - Performs the conversion from Oracle Utilities format to SSN UIQ format, invokes process callouts, and invokes the remote endpoint to trigger the commission or decommission of meter.

DeviceStatusCheck Composite - Performs the conversion from Oracle Utilities format to SSN format, invokes process callouts, and makes a call via a proxy to the head-end system starting the Meter Ping operation. In an ideal scenario, the job status is returned as completed and the results are acquired and sent back to OUAF. If the job takes longer, OUAF will initiate a second request that will poll the head end system for the job status. When the job is completed, the results are returned to OUAF.

Common Composite - Contains two main classes of operations: Proxies and ProcessCallouts. Proxies are simple mediators that forward a web service call to a preset endpoint. No transformations are performed. They are convenient because they allow head end URLs and security to be set in a single composite. ProcessCallouts are points of customization which allow users to modify data and/or initiate some external business process.

BulkRequest Composite - Provides access points to requesting application. It decouples the bulk request into single commands for each meter/device in the request and sends it to edge application for processing.

Web Services

The following web services are all defined in the Silver Spring Networks head-end system.:

- **CommissionDecommissionService**
 - **BPEL Process:** CommissionDecommission
 - **Operation:** ReplaceDeviceAtLocation
 - **Endpoint URL:** http://<EM_SERVER>:<EM_SERVER_PORT>/soa-infra/services/SSN/CommissionDecommission/CommissionDecommissionService
- **CommissionDecommissionService**
 - **BPEL Process:** CommissionDecommission
 - **Operation:** ReplaceLocation
 - **Endpoint URL:** http://<EM_SERVER>:<EM_SERVER_PORT>/soa-infra/services/SSN/CommissionDecommission/CommissionDecommissionService
- **ConnectDisconnectService**
 - **BPEL Process:** ConnectDisconnect
 - **Operation:** AddRemoteProvisioningJob
 - **Endpoint URL:** http://<EM_SERVER>:<EM_SERVER_PORT>/soa-infra/services/SSN/ConnectDisconnect/ConnectDisconnectService
- **DeviceStatusCheckService**
 - **BPEL Process:** DeviceStatusCheck
 - **Operation:** AddPingJob
 - **Endpoint URL:** http://<EM_SERVER>:<EM_SERVER_PORT>/soa-infra/services/SSN/DeviceStatusCheck/DeviceStatusCheckService
- **AddMeterReadJobService**
 - **BPEL Process:** AddMeterRead
 - **Operation:** AddMeterReadJob
 - **Endpoint URL:** http://<EM_SERVER>:<EM_SERVER_PORT>/soa-infra/services/SSN/OnDemandRead/AddMeterReadJobService
- **OnDemandReadService**
 - **BPEL Process:** OnDemandRead
 - **Operation:** GetJobStatus
 - **Endpoint URL:** http://<EM_SERVER>:<EM_SERVER_PORT>/soa-infra/services/SSN/OnDemandRead/OnDemandReadService

Silver Spring Networks Utility IQ Web Services

The following table describes the Silver Spring Networks Utility IQ web services and operations used for the Oracle Utilities Smart Grid Gateway command messaging:

Smart Grid Gateway Command	AMI Adapter Business Objects	Silver Spring Networks Web Services	Silver Spring Networks Operations
Device Commissioning	D7-ReplaceLocation	Device Manager	findDevice Replace Location
Device Decommissioning	D7-ReplaceDeviceAtLocForDecomm	Device Manager	findDevice ReplaceDeviceAtLocation
Remote Connect/ Remote Disconnect	D7-ConnectDisconnect D7-GetStatus	Device Manager Job Manager DeviceResults	findDevice addRemoteProvisioningJob getJobStatusForDevice getRemoteProvisioningResultsByJobID findJob getJobStatus getMeterReadResultsByJobID
Device Status Check	D7-AddPingJob	Device Manager Job Manager DeviceResults	findDevice addPingJob, getJobStatus getPingResultsByJobID
On-Demand Read	D7-AddMeterReadJobInterval D7-AddMeterReadJobScalar	Device Manager Job Manager DeviceResults	findDevice addMeterReadJob getJobStatus getMeterReadResultsByJobID

Configuring a Silver Spring Networks Head-End System

This section outlines the configuration required for the Oracle Utilities Smart Grid Gateway Adapter for Silver Spring Networks to communicate with the Silver Spring Networks UtilityIQ. This includes:

- **Master Configuration**
- **XAI Inbound Services**
- **XAI Senders**
- **Outbound Message Types**
- **External System**
- **Service Provider**
- **Processing Methods for Service Provider**

Master Configuration

Master Configurations are sources of global parameter records used by a system implementation. This section describes the master configuration that is specific to Oracle Utilities Smart Grid Gateway Adapter for Silver Spring Networks. For more information about other master configurations used by Oracle Utilities Smart Grid Gateway, see the *Oracle Utilities Smart Grid Gateway Configuration Guide*.

SSN Version Master Configuration

This master configuration specifies the version of the Silver Spring Networks head-end system with which the system is communicating. The configuration options are SSN Version 4.4 and SSN Version 4.7. Only one version can be specified at a time. Because of SSN version compatibility, configuration option 4.4 can be used to communicate with SSN Version 4.4 or 4.5, and configuration option 4.7 can be used to communicate with SSN Versions 4.6, 4.7, or 4.8.

XAI Inbound Services

XAI inbound services define the details of how messages are received from an external system. This includes incoming usage and device events, as well as messages sent from the Silver Spring Networks UtilityIQ application in response to a command request.

The following XAI Inbound Services must be configured in your system. If these are not present in your configuration, add them. Refer to the Oracle Utilities Application Framework documentation for more information about creating XAI inbound services.

XAI Inbound Service Name	Description	Schema Type	Schema Name
D1-BulkRequestHeader	Bulk Request Header	Business Object	D1-BulkRequestHeader
D1-BulkRequestUpdate	Bulk Request Update	Business Object	D1-BULKUPD
D1-BulkResponse	Bulk Response	Business Object	D1-BulkResponse
D1-DeviceEventSeeder	Device Event Seeder	Business Object	D1-DeviceEventSeeder
D1-DeviceStatusCheck	Device Status Check	Business Object	D1-DeviceStatusCheck
D1-InitialLoadIMD	Used by OSB to instantiate an IMD	Business Object	D1-IMDSeeder
D1-PayloadErrorNotif	Payload Error Notification	Business Object	D1-PayloadErrorNotif
D1-PayloadStatistics	Payload Statistics	Business Object	D1-PayloadStatistics

XAI Inbound Service Name	Description	Schema Type	Schema Name
D1-PayloadSummary	Payload Summary	Business Object	D1-PayloadSummary
D7-ConnectDisconnectResponse	Connect Disconnect Response	Business Object	D7-ConnectDisconnectResp
D7-GetStatusResponse	Get Status Response	Business Object	D7-GetStatusResponse
D7-MeterReadResponseInterval	SSN - Meter Read Response (Interval)	Business Object	D7-MeterReadResponseInterval
D7-MeterReadResponseScalar	SSN - Meter Read Response (Scalar)	Business Object	D7-MeterReadResponseScalar
D7-PingJobResponse	SSN - Ping Response	Business Object	D7-PingJobResponse

XAI Senders

XAI senders define the details of how messages are sent to an external system, such as messages containing device command requests. An XAI sender should be configured for each command.

The following XAI Senders must be configured in your system. If these are not present in your configuration, add them. Refer to the Oracle Utilities Application Framework documentation for more information about creating XAI senders.

XAI Sender	Description	Operation	Service
D7-DECOMM	SSN Replace Device at Location for Decommission	ReplaceDeviceAtLocation	CommissionDecommissionService
D7-COMM	SSN Replace Location - Commission	ReplaceLocation	CommissionDecommissionService
D7-ADDJOB	SSN Add Meter Read Job	AddMeterReadJob	AddMeterReadJobService
D7-ADDPING	SSN Add Ping Job	addPingJob	DeviceStatusCheckService
D7-CONNECT	SSN Connect Device	AddRemoteProvisioningJob	ConnectDisconnectService
D7-GTSTATUS	SSN Get Status	AddRemoteProvisioningJob	ConnectDisconnectService

Note: The following apply to all of the above XAI senders:

Main Tab:

- **Invocation Type:** Real-time
- **XAI Class:** RTHTTPSNDR (Sender routes message via HTTP real-time)
- **MSG Encoding:** UTF-8 message encoding

Context Tab:

- **HTTP Header:** SOAPAction:http://xmlns.oracle.com/ouaf/ssn/<OPERATION>
- **HTTP Login User:** <USER_ID>
- **HTTP Login Password:** <PASSWORD>
- **HTTP Method:** POST
- **HTTP URL 1:** http://<EM_SERVER>:<EM_SERVER_PORT>/soa-infra/services/SSN/<SERVICE>

where:

- **<OPERATION>**: the operation performed by the XAI Sender (see Operation column in the table above)
- **<USER_ID>**: the user ID used to log into WebLogic Enterprise Manager
- **<PASSWORD>**: the password used to log into WebLogic Enterprise Manager
- **<EM_SERVER_IP>**: the machine name or IP address of server where the WebLogic Enterprise Manager is installed
- **<EM_SERVER_PORT>**: the port where the WebLogic Enterprise Manager is installed
- **<SERVICE>**: the service invoked by the XAI Sender (see Service column in the table above)

Outbound Message Types

Outbound message types define specific types of messages sent to an external system, such as messages containing device command requests.

The following outbound message types must be configured in your system. If these are not present in your configuration, add them. Refer to the Oracle Utilities Application Framework documentation for more information about creating outbound message types.

Outbound Message Type	Description
D7-COMMS	Replace Device At Location
D7-OB MSG TY	Outbound Message Type SSN

Note: The following apply to all of the above outbound message types:

- **Business Object:** D1-OutboundMessage (Outbound Message)
- **Priority:** Priority 50

External System

External systems represent external applications with which the Smart Grid Gateway will exchange messages or data. In the case of the Smart Grid Gateway adapters, external systems represent the head-end systems with which the adapters communicate.

An external system that represents the Silver Spring Networks UtilityIQ must be present in your system. If this is not present in your configuration, add it, along with the following Outbound Message Types. Refer to the Oracle Utilities Application Framework documentation for more information about creating external systems.

External System - Silver Spring Networks:

- **External System:** Silver Spring Networks
- **Description:** Silver Spring Networks
- **Outbound Message Types:**

Outbound Message Type	XAI Sender
D7-OB MSG TY (Outbound Message Type SSN)	XAI sender associated with the Outbound Message Type

Note: The following apply to all of the above outbound message types:

- **Processing Method:** Real-time
- **Message XSL:** D7-Request.xsl
- **Response XSL:** D7-Response.xsl

Service Provider

Service providers represent external entities that serve various roles relative to the application, including head-end systems, billing systems to which the application sends bill determinant data, market participants in a deregulated environment, outage management systems that receive meter event data from the application, or other parties that require or provide information to the system. The head-end systems that collect and send measurement data and meter events to the application are defined as service providers.

A service provider that represents the Silver Spring Networks UtilityIQ must be present in your system. If this is not present in your configuration, add it. Refer to the Oracle Utilities Service and Measurement Data Foundation documentation for more information about creating service providers.

Service Provider - Silver Spring Networks:

- **Service Provider:** Silver Spring Networks
- **Description:** Silver Spring Networks
- **External Reference ID:** Silver Spring Networks
- **External System:** Silver Spring Networks
- **Our Name/ID in Their System:**
- **AMI Device ID Type:** Internal Meter Number
- **Pre-Commissioning Device ID Type:**
- **AMI Measuring Component ID Type:** Channel ID

Processing Methods for Service Provider

Processing methods define the format or means by which a service provider receives and/or sends data from and/or to the application, including bill determinants, usage data, or device events. Processing methods are also used to define how to create information internal to the application such as initial measurement data and device events. Processing methods can also be used to define how command requests are sent to the Silver Spring Networks UtilityIQ.

The following types of processing methods must be configured for the Silver Spring Networks service provider. Refer to the Oracle Utilities Service and Measurement Data Foundation documentation for more information about configuring processing methods.

Initial Measurement Creation

Initial measurement creation processing methods define the business objects used to create initial measurements. The IMD Seeder XAI Inbound Service uses this processing method to determine which type of initial measurement business object to instantiate when receiving usage from the Silver Spring Networks UtilityIQ.

Processing Method - Initial Measurement Creation

- **Service Provider:** Silver Spring Networks
- **Processing Role:** Initial Measurement Creation
- **Description:** Silver Spring Networks Initial Measurement Creation
- **Status:** Active
- **Default Processing Method:**
 - **Business Object:** D7-InitialLoadIMDInterval (Silver Spring Networks Initial Load IMD - Interval)
- **Override Processing Method:**

- **Measuring Component Type:** Electric Residential kWh Scalar
- **Business Object:** D7-InitialLoadIMDScalar (Silver Spring Networks Initial Load IMD - Scalar)

Device Event Mapping

Device event mapping processing methods define how head-end-specific device events are mapped to standard device event names. The Device Event Seeder XAI Inbound Service uses this processing method to determine which type of device event business object to instantiate when receiving device events from the Silver Spring Networks UtilityIQ.

Processing Method - Device Event Mapping

- **Service Provider:** Silver Spring Networks
- **Processing Role:** Device Event Mapping
- **Description:** Silver Spring Networks Device Event Mapping
- **Status:** Active
- **Default Processing Method:**
 - **Business Object:** D7-DeviceEventMappingLookup (Silver Spring Networks Device Event Mapping)
- **Override Processing Method:** based on implementation-specific requirements

Commands

Command processing methods define how command requests are sent to a head-end system. More specifically, they define the type of outbound communication business object to create for each type of command, and the outbound message type to send to the head-end system.

The following types of command processing methods can be configured for the Silver Spring Networks service provider, based on the requirements of each implementation.

Device Commission

- **Service Provider:** Silver Spring Networks
- **Processing Role:** Device Commission
- **Description:** Silver Spring Networks Device Commission / Replace Location
- **Status:** Active
- **Processing Method:**
 - **Default Business Object:** D7-ReplaceLocation (Silver Spring Networks Replace Location)
 - **Default Outbound Message Type:** Silver Spring Networks Commissioning Outbound Message Type

Device Decommission

- **Service Provider:** Silver Spring Networks
- **Processing Role:** Device Decommission
- **Description:** Silver Spring Networks Replace Device at Location - Decommission
- **Status:** Active
- **Processing Method:**
 - **Default Business Object:** D7-ReplaceDeviceAtLocForDecomm (Silver Spring Networks - Replace Device At Location (Decomm))

- **Default Outbound Message Type:** Outbound Message Type SSN

Device Status Check

- **Service Provider:** Silver Spring Networks
- **Processing Role:** Device Status Check
- **Description:** Add Ping Job
- **Status:** Active
- **Processing Method:**
 - **Default Business Object:** D7-AddPingJob (Silver Spring Networks - Add Ping Job)
 - **Default Outbound Message Type:** Outbound Message Type SSN

Remote Connect

- **Service Provider:** Silver Spring Networks
- **Processing Role:** Remote Connect
- **Description:** Remote Provisioning Job -Connect
- **Status:** Active
- **Processing Method:**
 - **Default Business Object:** D7-ConnectDisconnect (Silver Spring Networks - Connect or Disconnect)
 - **Default Outbound Message Type:** Connect Device

Remote Disconnect

- **Service Provider:** Silver Spring Networks
- **Processing Role:** Remote Disconnect
- **Description:** Silver Spring Networks Disconnect
- **Status:** Active
- **Processing Method:**
 - **Default Business Object:** D7-ConnectDisconnect (Silver Spring Networks - Connect or Disconnect)
 - **Default Outbound Message Type:** Initiate Connect Disconnect

Verify Command

- **Service Provider:** Silver Spring Networks
- **Processing Role:** Verify Command
- **Description:** Silver Spring Networks Get Status
- **Status:** Active
- **Processing Method:**
 - **Default Business Object:** D7-GetStatus (Silver Spring Networks - Get Status)
 - **Default Outbound Message Type:** Get Status

Configuring Silver Spring Networks Extendable Lookups

This section outlines some of the extendable lookups that must be configured for use with the Silver Spring Networks adapter. These include:

- **Silver Spring Networks Device Event Mapping**
- **Silver Spring Networks UOM Code to Standard UOM Mapping**
- **Silver Spring Networks Interval Status Code to Condition Mapping**

Refer to the Oracle Utilities Application Framework documentation for more information about working with extendable lookups.

Silver Spring Networks Device Event Mapping

The Silver Spring Networks Device Event Mapping extendable lookup is used to determine which type of device event business object to instantiate when receiving device events from the Silver Spring Networks UtilityIQ.

Each value defined for the Silver Spring Networks Device Event Mapping extendable lookup should include the following:

- **Head-End System Event Name:** The event name used by the Silver Spring Networks UtilityIQ
- **Description:** A description of the device event
- **Status:** The status of the lookup value (can be Active or Inactive)
- **Standard Event Name:** The standard event name for device events of this type, from the “Standard Event Name” extendable lookup.

Example: The Silver Spring Networks “Tampering” device event name could be mapped to the “Device Tampering” standard device event name as follows:

- **Head-End System Event Name:** Tampering
- **Description:** Tampering Detected
- **Status:** Active
- **Standard Event Name:** Device Tampering

Silver Spring Networks UOM Code to Standard UOM Mapping

Usage received from Silver Spring Networks may use utility-specific unit of measures (UOMs). These custom UOMs must be mapped to standard UOM codes. The Silver Spring Networks UOM Code to Standard UOM Mapping extendable lookup is used to determine how to map Silver Spring Networks UOM codes to standard UOM codes when receiving usage from the Silver Spring Networks UtilityIQ.

Each value defined for the Silver Spring Networks UOM Code to Standard UOM Mapping extendable lookup should include the following:

- **Head-End Unit of Measure:** The unit of measure code used by the Silver Spring Networks UtilityIQ
- **Description:** A description of the unit of measure code.
- **Status:** The status of the lookup value (can be Active or Inactive)
- **Unit of Measure:** The unit of measure defined in the system. See *Defining Units of Measure* in the *Oracle Utilities Service and Measurement Data Foundation User's Guide* for more information about creating UOM codes for use with Oracle Utilities Smart Grid Gateway.

Example: The Silver Spring Networks “KWH” unit of measure code could be mapped to the “Kilowatt Hours” standard UOM code as follows:

- **Unit of Measure:** Kilowatt Hours
- **Head-end UOM:** kWh
- **Description:** Silver Spring Networks Kilowatt Hours

Silver Spring Networks Interval Status Code to Condition Mapping

Interval usage received from the Silver Spring Networks UtilityIQ can include Silver Spring Networks interval status codes that indicate the status or condition of the interval value. These interval status codes must be mapped to standard condition codes in the system. The Silver Spring Networks Interval Status Code to Condition Mapping extendable lookup is used to determine how to map Silver Spring Networks interval status codes to standard status codes when receiving usage from the Silver Spring Networks UtilityIQ.

Each value defined for the Silver Spring Networks Interval Status Code to Condition Mapping extendable lookup should include the following:

- **Interval Status:** The Silver Spring Networks interval status code
- **Description:** A description of the interval status code.
- **Status:** The status of the lookup value (can be Active or Inactive)
- **Condition:** The condition code to which the interval status code is to be mapped, from the Measurement Condition extendable lookup.

Example: The Silver Spring Networks “Missing” interval status code could be mapped to the “Missing” condition code as follows:

- **Interval Status:** Missing
- **Condition:** Missing
- **Description:** Silver Spring Networks Missing

Extending the Adapter for Silver Spring Networks

The Oracle Utilities Smart Grid Gateway Adapter for Silver Spring Networks supports a number of commands, including:

- Commission Device
- Decommission Device
- Device Status Check
- On-Demand Read
- Remote Connect
- Remote Disconnect

The Adapter for Silver Spring Networks can be extended to support additional commands provided by the Silver Spring Networks UtilityIQ. See **Creating Custom Commands** on page 9-26 of the *Oracle Utilities Smart Grid Gateway Configuration Guide* for more information about adding commands to the Silver Spring Networks adapter.

The Test Harness

Oracle Utilities Smart Grid Gateway Adapter for Silver Spring Networks (SSN) includes a test harness that can be configured to simulate the Silver Spring Networks UtilityIQ head-end system for testing the two-way commands. The test harness includes a BPEL composite, web services for standard meter functions, and an XML file that can be used to contain information for one or more meters. This chapter describes the test harness and its components, including:

- **Test Harness Design**
- **Locating the WSDL for the Test Harness**
- **Web Services**

Test Harness Design

The SSN Harness is divided into two main layers. A "front end" set of services implements the SSN-specified interfaces in both the 4.4 version and in the 4.7 version. They receive requests corresponding to:

- urn:com:ssn:schema:service:v1.4:DataAggregation and urn:com:ssn:schema:service:v1.6:DataAggregation
 - getMeterFieldStatus
- urn:com:ssn:schema:service:v1.4:DeviceManager and urn:com:ssn:schema:service:v1.6:DeviceManager
 - FindDevice
 - ReplaceDeviceAtLocation
 - ReplaceLocation
- urn:com:ssn:schema:service:v1.4:DeviceResults and urn:com:ssn:schema:service:v1.6:DeviceResults
 - getRemoteProvisioningResultsByJobID
 - getMeterReadResultsByJobID
 - getPingResultsByJobID
- urn:com:ssn:schema:service:v1.4:JobManager and urn:com:ssn:schema:service:v1.6:JobManager
 - addRemoteProvisioningJob
 - getJobStatus
 - addMeterReadJob
 - addPingJob
 - findJob
 - getJobStatusForDevice

Each of these services calls into the "back end" layer which defines meters and sets their attributes. These meters are stored in a file within the test harness called meterdb.xml. This file can be modified pre-deployment. Post-deployment changes to the file are not supported. However, the Test Harness retains an in-memory "database" of the meters in the file. The in-memory representation can be modified using the Utility web services. Note that any changes to the in-memory structure will be lost when the server is restarted or the Test Harness composite is redeployed.

Locating the WSDL for the Test Harness

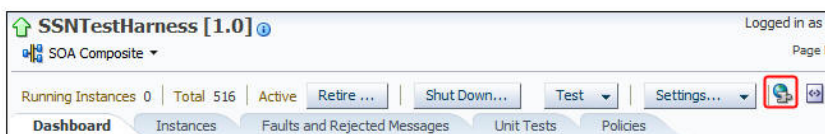
Follow these procedures to locate the test harness WSDL:

How to Use Enterprise Manager to Locate the WSDL

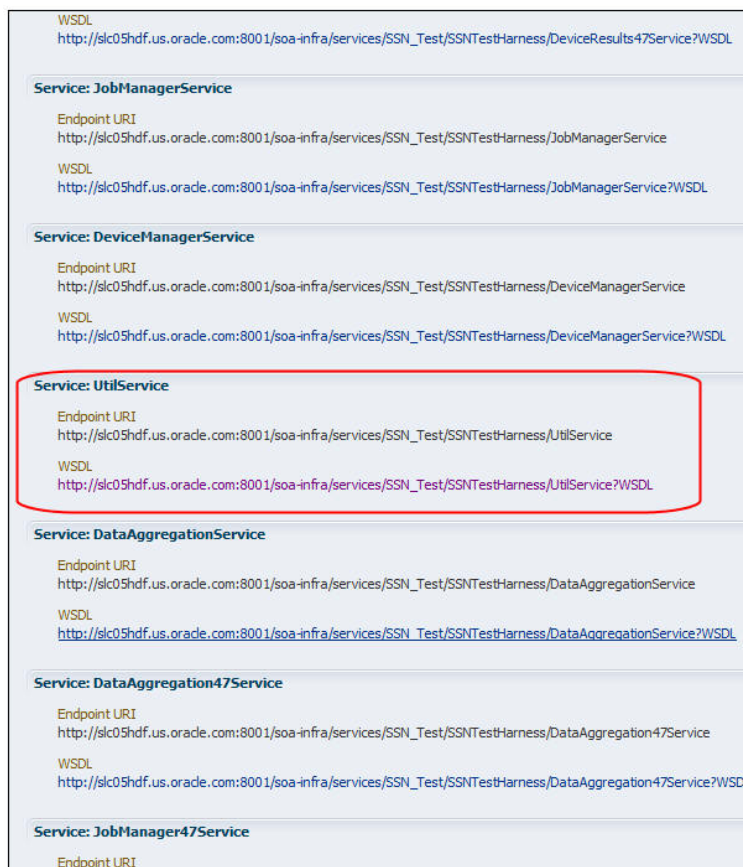
1. Open Enterprise Manager and use the navigation pane to open the dashboard of the test harness composite:



2. The top bar of the dashboard contains several buttons and icons. One of these is a “world” icon with a puzzle piece over it. Click this icon to display a list of the WSDLs and endpoint URIs for the composite:



3. Click the UtilService WSDL URL link to see the WSDL in the browser, or right click and save it to your machine



Depending on your requirements, it may be necessary to download the associated schema found in the wsdl:types section. The URL can be pasted into a browser tab and downloaded in the same manner as the WSDL. The main schema has imported schemas that may also be required.

How to Use a Direct URL to locate the WSDL

The WSDL can be accessed without Enterprise Manager by understanding the paths used on the SOA server. In general, they have the following form:

```
http://{server name}:{port number}/soa-infra/services/{partition}/  
{Composite}/{Web Service}?WSDL
```

So by default, the test harness WSDL can be found at

```
http://{server name}:{port number}/soa-infra/services/SSN_Test/  
SSNTestHarness/UtilService?WSDL
```

Web Services

This section describes the web services included in the test harness BPEL composite, including:

- **General Services**
- **Locate Meter Services**
- **Meter Administration Services**
- **Meter Attribute Administration Services**

General Services

This section describes the general services of the test harness composite, including:

- **LoadMeterIndex**
- **ViewAuditTrail**

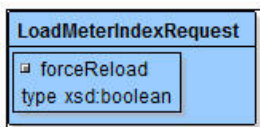
LoadMeterIndex

This web service loads the data store from the internal file. By default, if the store is already in memory, it will NOT reload. This behavior can be overridden with the forceReload parameter.

Input - LoadMeterIndexInput

Part: payload

Element: LoadMeterIndexRequest



Parameter	Description
forceReload	A switch telling the system whether to reload the meter index from the configuration file. Default is false.

Output - LoadMeterIndexOutput

Part: payload

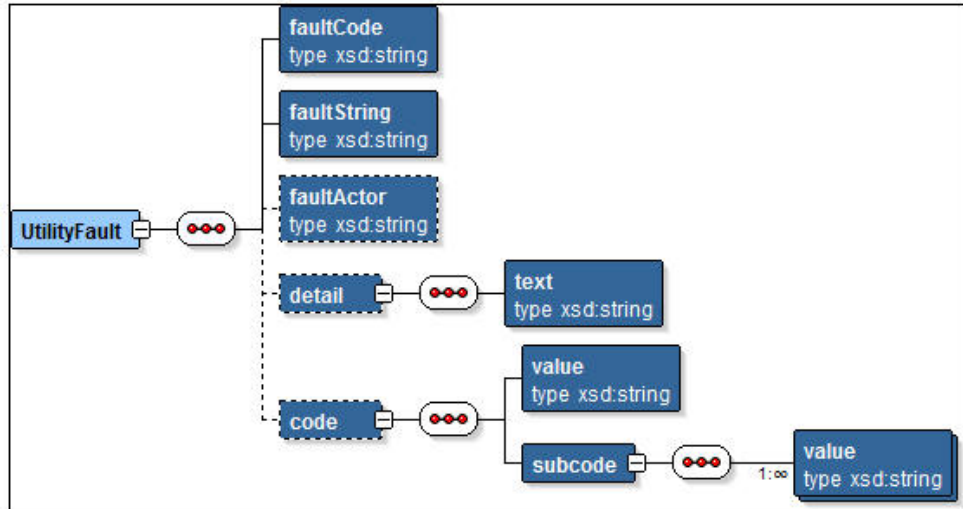
Element: LoadMeterIndexResult



Parameter	Description
loaded	A boolean value for whether or not the index was reloaded from the configuration file

Fault - UtilityFault

Fault with similar mapping to SGG/OUAF faults:



Typically, the faultCode, faultString, faultActor, and detail/text elements will be populated.

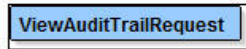
ViewAuditTrail

This web service returns the audit log for the entire session.

Input - ViewAuditTrailInput

Part: payload

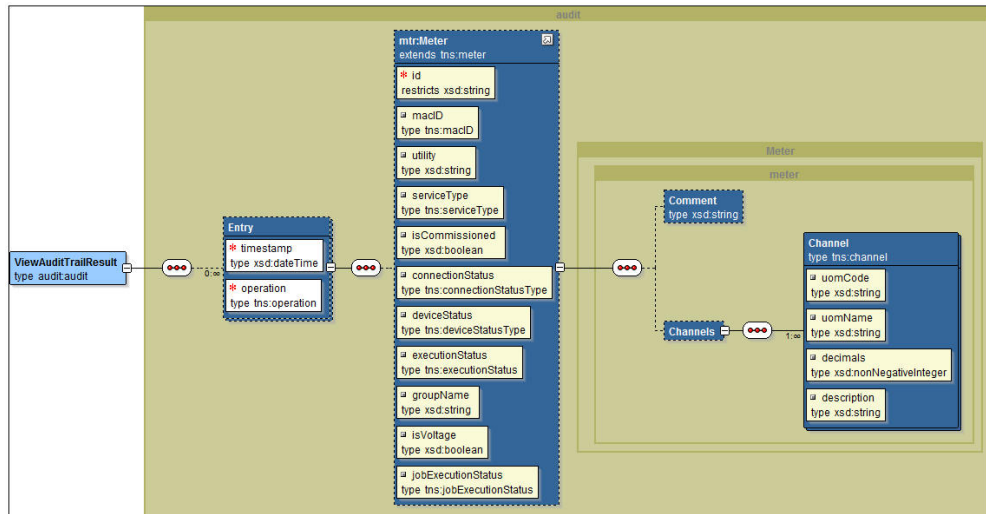
Element: ViewAuditTrailRequest



Output - ViewAuditTrailOutput

Part: payload

Element: ViewAuditTrailResult



An Entry consisting of a timestamp and an Operation. Each entry may have an associated meter object showing the latest update.

Fault - See **UtilityFault** on page 2-27.

Locate Meter Services

This section describes the locate meter web services of the test harness composite, including:

- **FindMeters**
- **IsMeterDefined**
- **IsMACIDDefined**
- **GetMeter**
- **GetMeterByMACID**
- **GetGroupMeters**

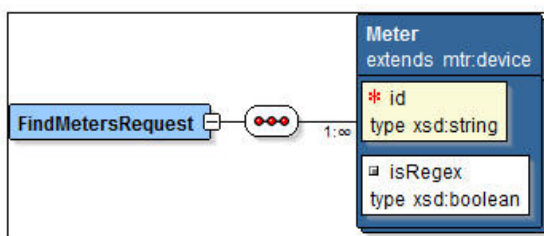
FindMeters

This web service queries the data store for one or more meters. The difference between GetMeter and FindMeters is GetMeter can return at most one meter and it must match the provided ID exactly. GetMeter will throw an error if the ID is not found. FindMeters can return more than one meter (when using the regex) and will not throw an error when the ID does not match any of the meters in the index.

Input - FindMetersInput

Part: payload

Element: FindMetersRequest

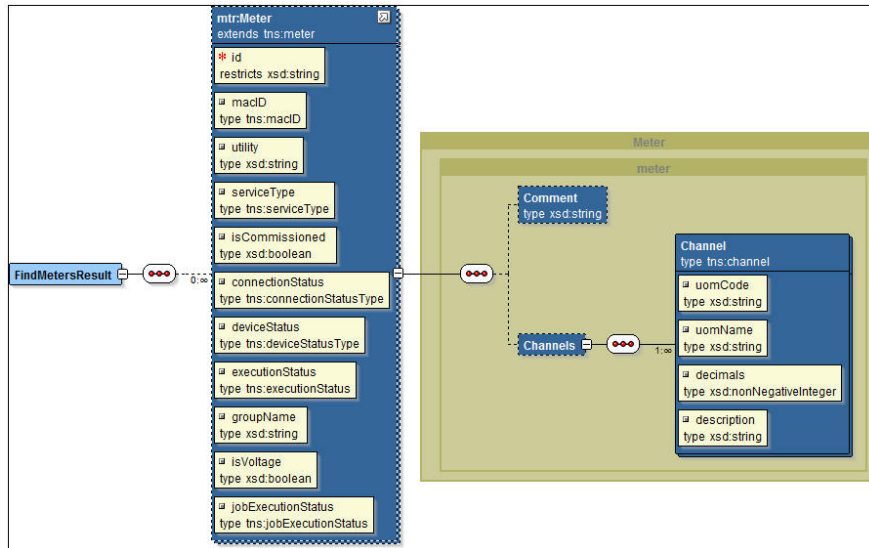


Parameter	Description
id	The meter ID for which to search
isRegex	The provided id can be a regex value when this parameter is true. Hint: to search for all meters in the system, use "." for the ID.

Output - FindMetersOutput

Part: payload

Element: FindMetersResult



Zero or more meter objects can be returned from the search

Fault - See **UtilityFault** on page 2-27. Unlike other methods, FindMeters does not throw an exception if the meter is not found. As such, it can be used to test for the existence of a Meter prior to querying for it.

IsMeterDefined

This web service queries whether a particular meter is defined in the data store.

Input - IsMeterDefinedInput

Part: payload

Element: IsMeterDefinedRequest

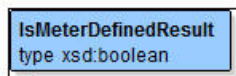


Parameter	Description
id	The meter ID for which to search

Output - IsMeterDefinedOutput

Part: payload

Element: IsMeterDefinedResult



Whether or not the provided ID is part of the index.

Fault - See **UtilityFault** on page 2-27. Thrown when meter id is not found.

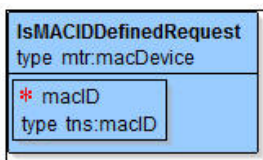
IsMACIDDefined

This web service queries whether a particular MAC address is defined in the data store.

Input - IsMACIDDefinedInput

Part: payload

Element: IsMACIDDefinedRequest



Parameter	Description
id	The MAC address for which to search

Output - IsMACIDDefinedOutput

Part: payload

Element: IsMACIDDefinedResult



Whether or not the provided MAC address is part of the index.

Fault - See **UtilityFault** on page 2-27. Thrown when meter id is not found.

GetMeter

This web service returns all the attributes of a single meter from the in-memory data store. The difference between `GetMeter` and `FindMeters` is `GetMeter` can return at most one meter and it must match the provided ID exactly. `GetMeter` will throw an error if the ID is not found. `FindMeters` can return more than one meter (when using the regex) and will not throw an error when the ID does not match any of the meters in the index.

Input - GetMeterInput

Part: payload

Element: GetMeterRequest

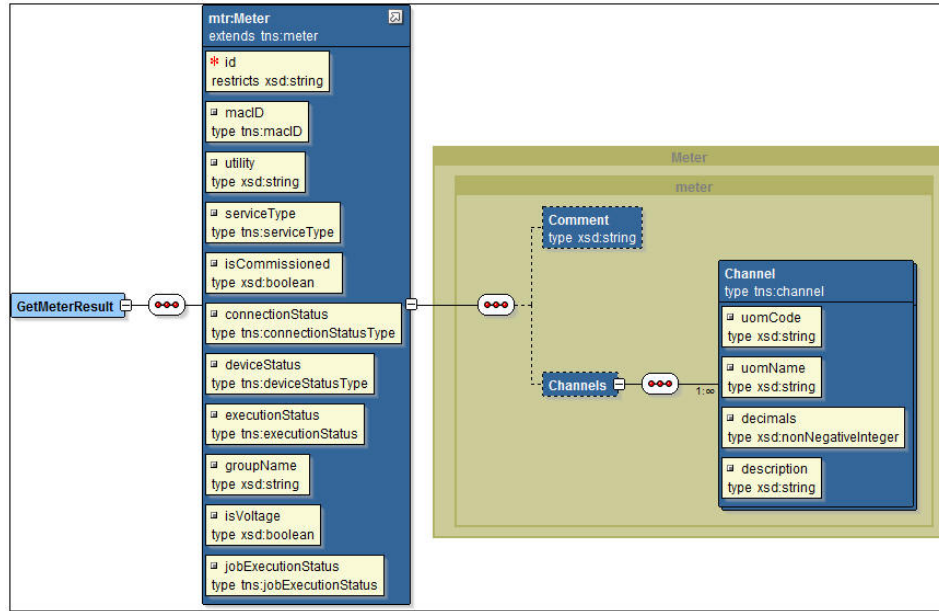


Parameter	Description
id	The meter ID for which to search

Output - GetMeterOutput

Part: payload

Element: GetMeterResult



The meter object requested by the ID.

Fault - See **UtilityFault** on page 2-27. Thrown when meter id is not found.

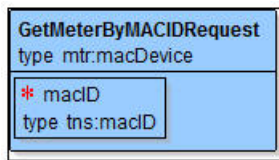
GetMeterByMACID

This web service returns all the attributes of a single meter from the in-memory data store. The difference between GetMeter and GetMeterByMACID is this method looks for a MAC address rather than the identifier of the meter. GetMeterByMACID will throw an error if the MAC address is not found.

Input - GetMeterByMACID

Part: payload

Element: GetMeterByMACIDRequest

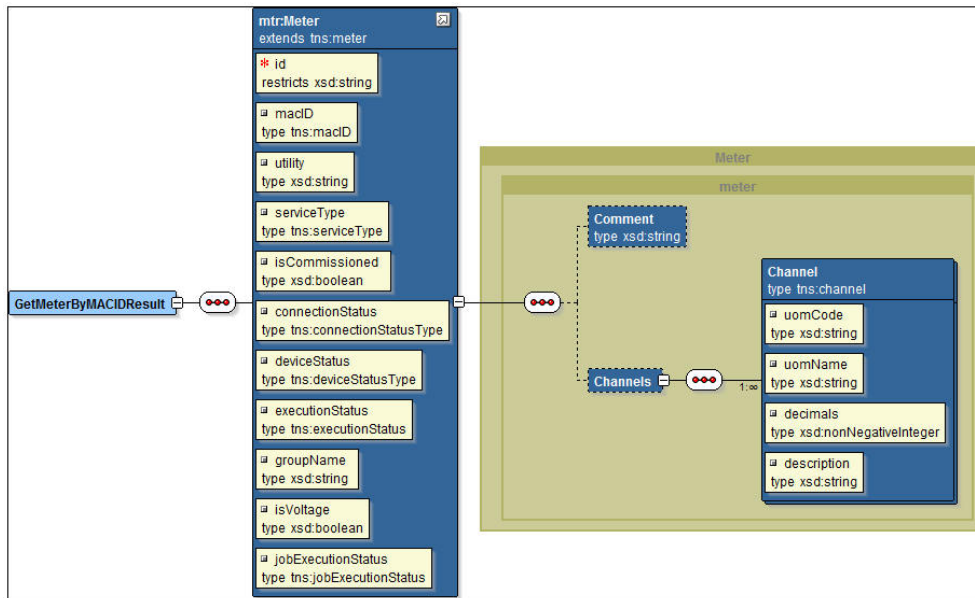


Parameter	Description
id	The MAC address for which to search

Output - GetMeterByMACIDOutput

Part: payload

Element: GetMeterByMACIDResult



The meter object requested by the MAC address.

Fault - See **UtilityFault** on page 2-27. Thrown when meter id is not found.

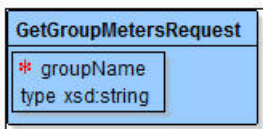
GetGroupMeters

This web service retrieves the set of meters with the specified group name

Input - GetGroupMetersInput

Part: payload

Element: GetGroupMetersRequest

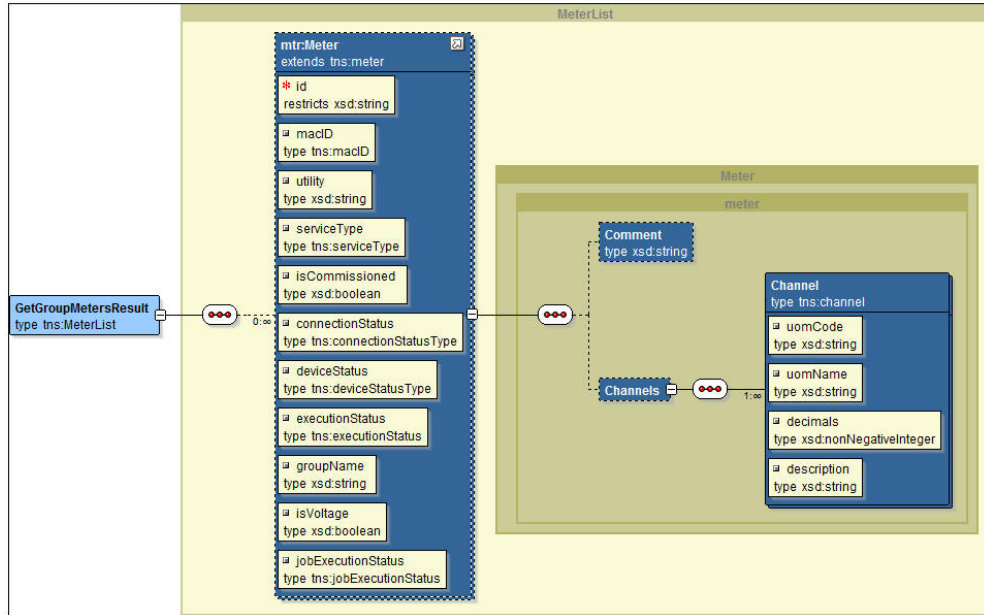


Parameter	Description
id	The group name common to the meters to retrieved

Output - GetGroupMetersOutput

Part: payload

Element: GetGroupMetersResult



The set of meters with the provided group name.

Fault - See **UtilityFault** on page 2-27. Thrown only in unusual circumstances.

Meter Administration Services

This section describes the meter administration services of the test harness composite, including:

- **AddMeters**
- **RemoveMeter**
- **AddMeterChannel**
- **RemoveMeterChannel**
- **ReadScalarMeter**

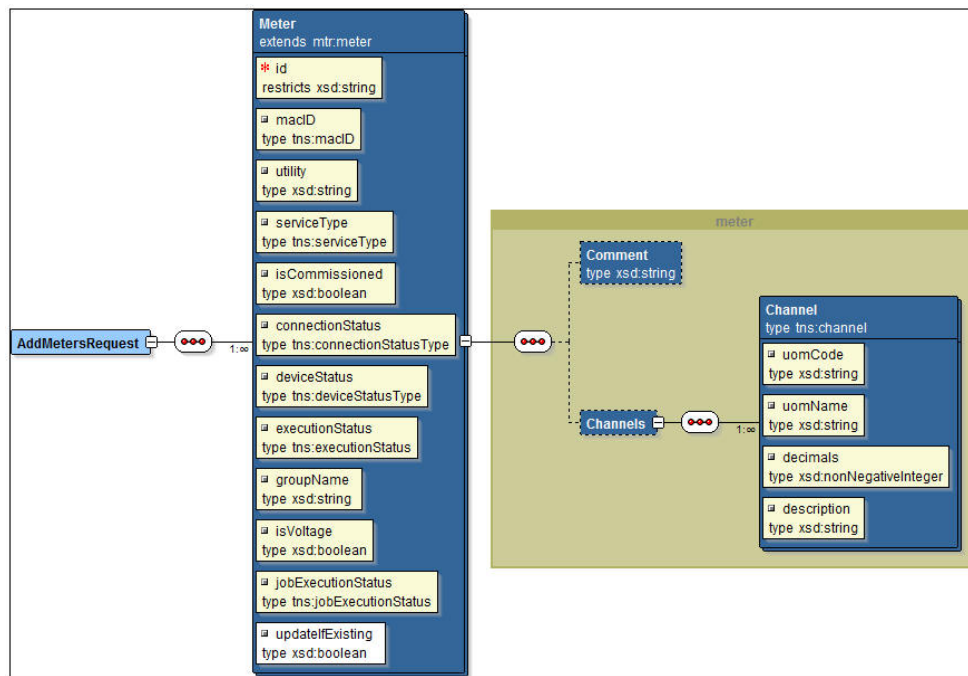
AddMeters

This web service adds a set of meters to the in-memory data store. This will not permanently add it to the control file.

Input - AddMetersInput

Part: payload

Element: AddMetersRequest



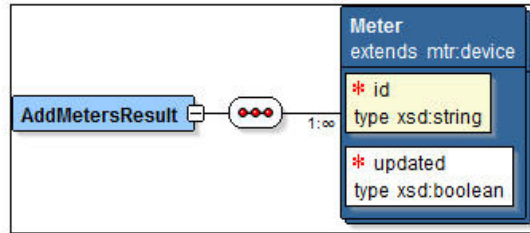
Parameter	Description
id	The identification code for the meter.
macID	A MAC address that must be unique within the system.
utility	An informational string.
serviceType	One of the valid ServiceType values (see schema). "Electric" is the only option at this time.
isCommissioned	Whether or not the meter is in a commissioned state.
loadActionCode	One of the possible LoadActionCode values used in Connect and Disconnect (see schema).
outageEventType	One of the possible OutageEventType values used in Device Status Check (see schema).
executionStatus	One of the possible ExecutionStates (see schema). These values control how the meter will respond to commands.
groupName	The name linking multiple meters together into a set.
jobExecutionStatus	One of the possible Job Execution Status values (see schema). This attribute determines how requested jobs perform.
updateIfExisting	Whether or not to update the meter with the provided values if it already exists in the index.
Comment	An informational string describing the purpose of the meter.
Channels	Element defining one or more units of measure supported by this meter.

Parameter	Description
tier	Attribute that specifies the number of scalar readings returned by the meter. (Default = 1).
Channel	Element that defines a single channel recorded by the meter.
uomCode	A code describing the unit of measure for the channel.
uomName	A short string containing the name of the unit of measure.
decimals	The number of digits to the right of the decimal that should be generated when reading the meter.
description	A longer description of the unit of measure.

Output - AddMetersOutput

Part: payload

Element: AddMetersResult



Whether or not each meter was added to the index.

Fault - See **UtilityFault** on page 2-27

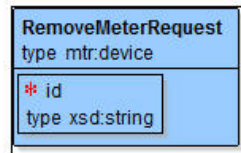
RemoveMeter

This web service removes a meter from the in-memory data store. This will not permanently remove it from the control file.

Input - RemoveMeterInput

Part: payload

Element: RemoveMeterRequest

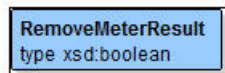


Parameter	Description
id	The ID for the meter to be removed

Output - RemoveMeterOutput

Part: payload

Element: RemoveMeterResult



Whether or not the meter was removed from the index.

Fault - See **UtilityFault** on page 2-27. Thrown when meter id is not found.

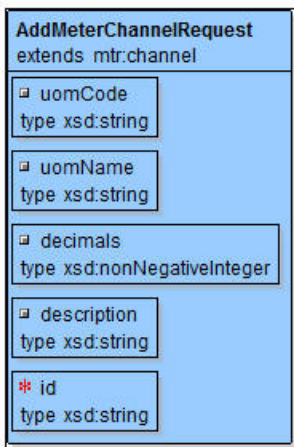
AddMeterChannel

This web service adds a new channel to a single meter.

Input - AddMeterChannelInput

Part: payload

Element: AddMeterChannelRequest

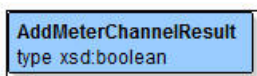


Parameter	Description
id	The identification code for the meter.
uomCode	A code describing the unit of measure for the channel.
uomName	A short string containing the name of the unit of measure.
decimals	The number of digits to the right of the decimal that should be generated when reading the meter.
description	A longer description of the unit of measure.

Output - AddMeterChannelOutput

Part: payload

Element: AddMeterChannelResult



Whether or not the channel was added to the index.

Fault - See **UtilityFault** on page 2-27. Thrown when meter id is not found.

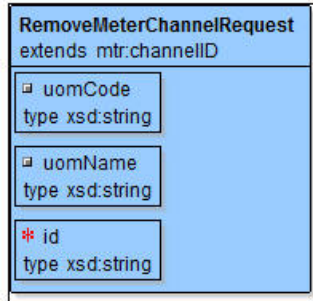
RemoveMeterChannel

This web service removes a Channel from a meter.

Input - RemoveMeterChannelInput

Part: payload

Element: RemoveMeterChannelRequest



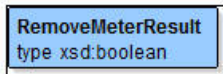
Parameter	Description
id	The ID for the meter to be removed.
uomCode	A code describing the unit of measure for the channel.
uomName	A short string containing the name of the unit of measure.

These three parameters are combined to locate a unique channel

Output - RemoveMeterChannelOutput

Part: payload

Element: RemoveMeterChannelResult



Whether or not the channel was removed from the meter.

Fault - See **UtilityFault** on page 2-27. Thrown when meter id is not found.

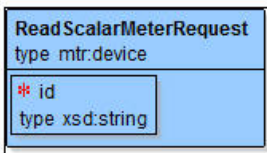
ReadScalarMeter

This web service generates a scalar reading for each channel of a given meter.

Input - ReadScalarMeterInput

Part: payload

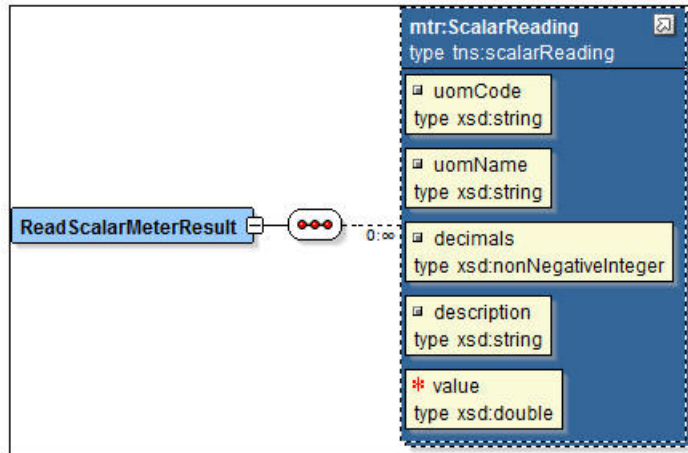
Element: ReadScalarMeterRequest



Parameter	Description
id	The ID for the meter to be read

Output - ReadScalarMeterOutput

Part: payload

Element: ReadScalarMeterResult**Element:** tier

Indicates the specific tier for each reading returned by the test harness. Each tier can contain zero or more scalar readings for the given meter, containing the following.

Parameter	Description
uomCode	A code describing the unit of measure for the channel.
uomName	A short string containing the name of the unit of measure.
decimals	The number of digits to the right of the decimal that should be generated when reading the meter.
description	A longer description of the unit of measure.
value	A random number representing the scalar reading.

Meter Attribute Administration Services

This section describes the meter administration services of the test harness composite, including:

- **GetMACID**
- **SetMACID**
- **GetJobExecutionStatus**
- **SetJobExecutionStatus**
- **GetDeviceStatus**
- **SetDeviceStatus**
- **GetConnectionStatus**
- **SetConnectionStatus**
- **IsCommissioned**
- **SetCommissioned**
- **GetExecutionStatus**
- **SetExecutionStatus**

GetMACID

This web service queries the MAC address of a meter. MAC addresses are used to identify meters within the SSN system. Therefore, they must be unique within the test harness. The structure of a MAC address is six sets of character pairs separated by colons. A "real" MAC address has further limitations on the range of the data, but for the purposes of the test harness, any digit or character from A-Z will be returned.

Input - GetMACIDInput

Part: payload

Element: GetMACIDRequest



Parameter	Description
id	The ID for the meter for which the MAC address should be retrieved

Output - GetMACIDOutput

Part: payload

Element: GetMACIDResult



The MAC address for the requested meter.

Fault - See **UtilityFault** on page 2-27. Thrown when meter id is not found.

SetMACID

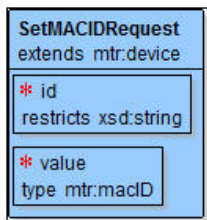
This web service updates the MAC address for a given meter. MAC addresses are used to identify meters within the SSN system. Therefore, they must be unique within the test harness. The

structure of a MAC address is six sets of character pairs separated by colons. A "real" MAC address has further limitations on the range of the data, but for the purposes of the test harness, any digit or character from A-Z will be returned.

Input - SetMACIDInput

Part: payload

Element: SetMACIDRequest

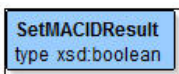


Parameter	Description
id	The ID for the meter for which the MAC address should be set
value	The new MAC address to set on the meter

Output - SetMACIDOutput

Part: payload

Element: SetMACIDResult



The boolean response indicates the success or failure of the update (not the current field status).

Fault - See **UtilityFault** on page 2-27. Thrown when meter id is not found.

GetJobExecutionStatus

This web service queries the job execution status of a meter. Many activities in SSN initiate jobs which can end in one of several statuses. The job execution status controls the ending status. The possible values of a jobExecutionStatus are:

- JOB_EXEC_STATUS_NOT_STARTED - The job has not started. This is the initial state of submitted jobs.
- JOB_EXEC_STATUS_RUNNING - The job is running.
- JOB_EXEC_STATUS_COMPLETE - The job has completed.
- JOB_EXEC_STATUS_FAILURE - The job failed.
- JOB_EXEC_STATUS_UNKNOWN - The job's status is unknown.
- Other - The job's status is not one of the other values.

The enumeration values come from the SSN schema type "ExecutionStatusEnumeration."

Input - GetJobExecutionStatusInput

Part: payload

Element: GetJobExecutionStatusRequest

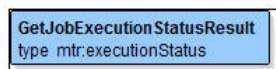


Parameter	Description
id	The ID for the meter for which the job execution status should be retrieved

Output - GetJobExecutionStatusOutput

Part: payload

Element: GetJobExecutionStatusResult



The value of the job execution status for the requested meter.

Fault - See **UtilityFault** on page 2-27. Thrown when meter id is not found.

SetJobExecutionStatus

This web service update the job execution status for a given meter. Many activities in SSN initiate jobs which can end in one of several statuses. The job execution status controls the ending status. The possible values of a `jobExecutionStatus` are:

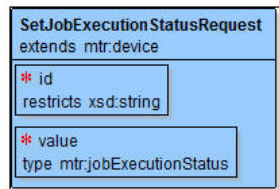
- `JOB_EXEC_STATUS_NOT_STARTED` - The job has not started. This is the initial state of submitted jobs.
- `JOB_EXEC_STATUS_RUNNING` - The job is running.
- `JOB_EXEC_STATUS_COMPLETE` - The job has completed.
- `JOB_EXEC_STATUS_FAILURE` - The job failed.
- `JOB_EXEC_STATUS_UNKNOWN` - The job's status is unknown.
- Other - The job's status is not one of the other values.

The enumeration values come from the SSN schema type "ExecutionStatusEnumeration."

Input - SetJobExecutionStatusInput

Part: payload

Element: SetJobExecutionStatusRequest

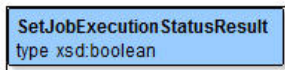


Parameter	Description
id	The ID for the meter for which the job execution status should be set
value	The new job execution status to set on the meter

Output - SetJobExecutionStatusOutput

Part: payload

Element: SetJobExecutionStatusResult



The boolean response indicates the success or failure of the update (not the current field status).

Fault - See **UtilityFault** on page 2-27. Thrown when meter id is not found.

GetDeviceStatus

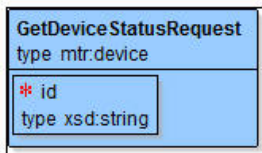
This web service queries the device status of a meter. The OutageEventType is used by DeviceStatusCheck. The possible values of a deviceStatusType are:

- Instantaneous - The meter responds immediately to the status check
- SlowResponse - An EndpointFailure with a FailureReason of "ErrorResponse" will be returned from the Test Harness
- NoResponse - An EndpointFailure with a FailureReason of "NoResponse" will be returned from the Test Harness
- Unknown - An EndpointFailure with a FailureReason of "Unspecified" will be returned from the Test Harness

Input - GetDeviceStatusInput

Part: payload

Element: GetDeviceStatusRequest



Parameter	Description
id	The ID for the meter for which the status should be retrieved

Output - GetDeviceStatusOutput

Part: payload

Element: GetDeviceStatusResult



The value of the device status for the requested meter.

Fault - See **UtilityFault** on page 2-27. Thrown when meter id is not found.

SetDeviceStatus

This web service updates the device status for a given meter. The possible values of a deviceStatusType are:

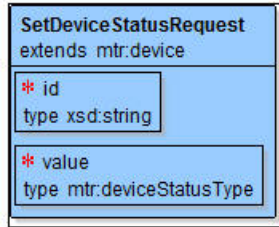
- Instantaneous - The meter responds immediately to the status check.

- SlowResponse - An EndpointFailure with a FailureReason of "ErrorResponse" will be returned from the Test Harness.
- NoResponse - An EndpointFailure with a FailureReason of "NoResponse" will be returned from the Test Harness.
- Unknown - An EndpointFailure with a FailureReason of "Unspecified" will be returned from the Test Harness.

Input - SetDeviceStatusInput

Part: payload

Element: SetDeviceStatusRequest

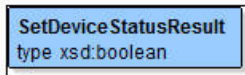


Parameter	Description
id	The ID for the meter for which the device status should be set
value	the new device status to set on the meter

Output - SetDeviceStatusOutput

Part: payload

Element: SetDeviceStatusResult



The boolean response indicates the success or failure of the update (not the current field status).

Fault - See **UtilityFault** on page 2-27. Thrown when meter id is not found.

GetConnectionStatus

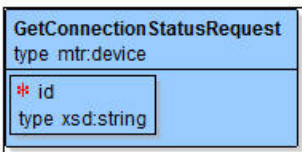
This web service queries whether the given meter is connected or disconnected. This method is used by the Connect/Disconnect service. The values for **connectionStatusType** are:

- Connected
- Disconnected
- Unknown

Input - GetConnectionStatusInput

Part: payload

Element: GetConnectionStatusRequest



Parameter	Description
id	The ID for the meter for which the connection status should be retrieved

Output - GetConnectionStatusOutput

Part: payload

Element: GetConnectionStatusResult



The connection status of the requested meter.

Fault - See **UtilityFault** on page 2-27. Thrown when meter id is not found.

SetConnectionStatus

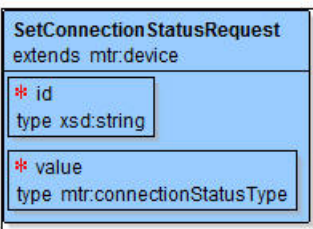
This web service updates the load action code for a given meter. This method is used by the Connect/Disconnect service. The values for `connectionStatusType` are:

- Connected
- Disconnected
- Unknown

Input - SetConnectionStatusInput

Part: payload

Element: SetConnectionStatusRequest

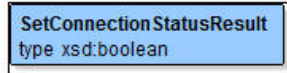


Parameter	Description
id	The ID for the meter for which the connection status should be set.
value	The new value of LoadActionCode to set on the meter.

Output - SetConnectionStatusOutput

Part: payload

Element: SetConnectionStatusResult



The boolean response indicates the success or failure of the update (not the current field status).

Fault - See **UtilityFault** on page 2-27. Thrown when meter id is not found.

IsCommissioned

This web service queries the commissioning status for a given meter. This service is used by the Commission/Decommission process. The commissioning attribute can be true or false.

Input - IsCommissionedInput

Part: payload

Element: IsCommissionedRequest



Parameter	Description
id	The ID for the meter for which the Commissioned status should be retrieved

Output - IsCommissionedOutput

Part: payload

Element: IsCommissionedResult



The value of the Commissioned status attribute for the requested meter.

Fault - See **UtilityFault** on page 2-27. Thrown when meter id is not found.

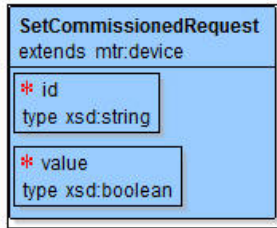
SetCommissioned

This web service updates the commissioning status for a given meter. This service is used by the Commission/Decommission process. The commissioning attribute can be true or false.

Input - SetCommissionedInput

Part: payload

Element: SetCommissionedRequest

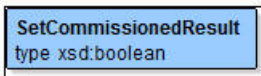


Parameter	Description
id	The ID for the meter for which the Commissioned status should be set
value	The new value of Commissioned status to set on the meter

Output - SetCommissionedOutput

Part: payload

Element: SetCommissionedResult



The boolean response indicates the success or failure of the update (not the current field status).

Fault - See **UtilityFault** on page 2-27. Thrown when meter id is not found.

GetExecutionStatus

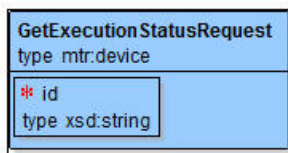
This web service queries the status of the property controlling the overall execution of the command. The possible values of execution status are:

- Success - The command should complete successfully
- ResponseTimeout - The asynchronous response will never arrive
- SyncOperationFail - A simulated fault will occur in the during the initial request
- AsyncOperationFailure - A simulated fault will occur in the asynchronous response

Input - GetExecutionStatusInput

Part: payload

Element: GetExecutionStatusRequest



Parameter	Description
id	The ID for the meter for which the ExecutionStatus should be retrieved

Output - GetExecutionStatusOutput

Part: payload

Element: GetExecutionStatusResult



The value of the ExecutionStatus attribute for the requested meter.

Fault - See **UtilityFault** on page 2-27. Thrown when meter id is not found.

SetExecutionStatus

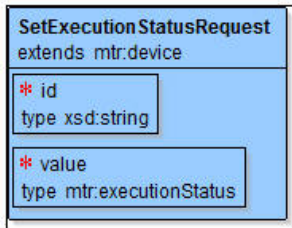
This web service updates the property controlling the overall completion of the command. The possible values of execution status are:

- Success - The command should complete successfully
- ResponseTimeout - The asynchronous response will never arrive
- SyncOperationFail - A simulated fault will occur in the during the initial request
- AsyncOperationFailure - A simulated fault will occur in the asynchronous response

Input - SetExecutionStatusInput

Part: payload

Element: SetExecutionStatusRequest

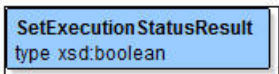


Parameter	Description
id	The ID for the meter for which the ExecutionStatus should be set
value	The new value of ExecutionStatus to set on the meter

Output - SetExecutionStatusOutput

Part: payload

Element: SetExecutionStatusResult



The boolean response indicates the success or failure of the update (not the current field status).

Fault - See **UtilityFault** on page 2-27. Thrown when meter id is not found.

Appendix

Glossary

This glossary provides definitions of commonly used terms.

Command Effective Date/Time

The date and time when a device command becomes effective.

Command Expiration Date/Time

The date and time when a device command expires.

Commissioning

A command issued to establish communication between a device and the head-end system. The goal is to ensure connectivity has been established with the device, that any information needed to communicate with the meter has been defined in both Oracle Utilities Smart Grid Gateway and the head end system, and the meter will begin capturing usage and events.

Decommissioning

A command issued to inform the head-end system when a meter needs to be removed from a service point, so that no further reads or events will arrive from the meter. Decommissioning is invoked when a meter must be removed or deactivated. The goal is to stop any communication between the device and the head-end system.

Head-End System

A system that collects measurement data and meter events for eventual submission to the application. Many devices can communicate to the application through a single head-end system. A utility may have numerous head-end systems through which they communicate with devices.

On-Demand Read

A request for the most up-to-date reading from a particular meter. It is not guaranteed to return immediately; it could require a person to manually read the meter. The purposes are to check the meter's operational status and/or obtain a more recent reading than is currently available.

Payload

An upload component which contains measurements and meter events in a format specific to the

head-end. Payloads are part of the initial upload of measurement data.

Remote Connect

A command issued when a meter needs to be connected at a service point.

Index

A

Adapter 2-2
 processing 2-3

B

BPEL Processes 2-11
 CommissionDecommission 2-11
 ConnectDisconnect 2-11
 OnDemandRead 2-11
 ProcessCallout 2-11
Business Objects 2-4, 2-7
 D7-AddMeterReadJobInterval 2-7
 D7-AddMeterReadJobScalar 2-7
 D7-AddPingJob 2-7
 D7-ConnectDisconnect 2-7
 D7-ConnectDisconnectResp 2-7
 D7-DeviceEventMappingLookup 2-4
 D7-GetStatus 2-7
 D7-GetStatusResponse 2-7
 D7-HeadendUOMLookup 2-4
 D7-InitialLoadIMDInterval 2-4
 D7-InitialLoadIMDScalar 2-4
 D7-IntStsCodeToCondMapLookup 2-5
 D7-MeterReadResponseInterval 2-7
 D7-MeterReadResponseScalar 2-7
 D7-PingJobResponse 2-7
 D7-ReplaceDeviceAtLocForDecomm 2-7
 D7-ReplaceLocation 2-7

C

Communication Processes 2-6

D

Device Event Mapping 2-6
Device Events 2-4

E

External System 2-8

G

General Configuration 2-1

I

Inbound Services 2-9
 D1-BulkRequestHeader 2-9
 D1-BulkRequestUpdate 2-9
 D1-BulkResponse 2-9
 D1-DeviceEvent 2-9
 D1-DeviceStatusCheck 2-9
 D1-InitialLoadIMD 2-9
 D1-RemoteConnect 2-10
 D1-RemoteDisconnect 2-10
 D7-ConnectDisconnectResponse 2-10
 D7-GetStatusResponse 2-10
 D7-MeterReadResponseInterval 2-10
 D7-MeterReadResponseScalar 2-10
 D7-PingJobResponse 2-10
Initial Measurement 2-3

O

Oracle Service Bus 2-3
OUAF 2-6
Overview 1-1

W

Web Services 2-12
 AddMeterReadJobService 2-12
 CommissionDecommissionService 2-12
 ConnectDisconnectService 2-12
 DeviceStatusCheckService 2-12
 OnDemandReadService 2-12

X

XAI
 configuration 2-8
 inbound services 2-9
 senders 2-11

