

**Oracle Utilities Extractors and Schema  
for Oracle Utilities Customer Care and  
Billing**

Data Mapping Guide

Release 2.5.2

**E49009-05**

August 2015

Copyright © 2014, 2015, Oracle and/or its affiliates. All rights reserved.

This software and related documentation are provided under a license agreement containing restrictions on use and disclosure and are protected by intellectual property laws. Except as expressly permitted in your license agreement or allowed by law, you may not use, copy, reproduce, translate, broadcast, modify, license, transmit, distribute, exhibit, perform, publish, or display any part, in any form, or by any means. Reverse engineering, disassembly, or decompilation of this software, unless required by law for interoperability, is prohibited.

The information contained herein is subject to change without notice and is not warranted to be error-free. If you find any errors, please report them to us in writing.

If this is software or related documentation that is delivered to the U.S. Government or anyone licensing it on behalf of the U.S. Government, the following notice is applicable:

U.S. GOVERNMENT END USERS: Oracle programs, including any operating system, integrated software, any programs installed on the hardware, and/or documentation, delivered to U.S. Government end users are “commercial computer software” pursuant to the applicable Federal Acquisition Regulation and agency-specific supplemental regulations. As such, use, duplication, disclosure, modification, and adaptation of the programs, including any operating system, integrated software, any programs installed on the hardware, and/or documentation, shall be subject to license terms and license restrictions applicable to the programs. No other rights are granted to the U.S. Government.

This software or hardware is developed for general use in a variety of information management applications. It is not developed or intended for use in any inherently dangerous applications, including applications that may create a risk of personal injury. If you use this software or hardware in dangerous applications, then you shall be responsible to take all appropriate fail-safe, backup, redundancy, and other measures to ensure its safe use. Oracle Corporation and its affiliates disclaim any liability for any damages caused by use of this software or hardware in dangerous applications.

Oracle and Java are registered trademarks of Oracle and/or its affiliates. Other names may be trademarks of their respective owners.

Intel and Intel Xeon are trademarks or registered trademarks of Intel Corporation. All SPARC trademarks are used under license and are trademarks or registered trademarks of SPARC International, Inc. AMD, Opteron, the AMD logo, and the AMD Opteron logo are trademarks or registered trademarks of Advanced Micro Devices. UNIX is a registered trademark of The Open Group.

This software or hardware and documentation may provide access to or information on content, products, and services from third parties. Oracle Corporation and its affiliates are not responsible for and expressly disclaim all warranties of any kind with respect to third-party content, products, and services. Oracle Corporation and its affiliates will not be responsible for any loss, costs, or damages incurred due to your access to or use of third-party content, products, or services.

# Contents

---

---

<b>Preface</b> .....	<b>i</b>
Audience .....	i
Related Documents .....	i
Notational Conventions .....	i
<b>Chapter 1</b>	
<b>Overview</b> .....	<b>1-1</b>
Terminologies.....	1-1
<Table Name> .....	1-1
<b>Chapter 2</b>	
<b>Data Maps for Oracle Utilities Customer Care and Billing</b> .....	<b>2-1</b>
Dimension Tables.....	2-2
Account Dimension.....	2-2
Address Dimension .....	2-5
Adjustment Type Dimension.....	2-8
Bill Cancel Reason Dimension.....	2-10
Bill Cycle Schedule Dimension .....	2-12
Bill Segment Status Dimension.....	2-15
Billing Day in Window Dimension .....	2-17
Campaign Dimension.....	2-20
Case Condition Dimension .....	2-22
Case Type Status Dimension.....	2-23
Collectible Process Status Dimension.....	2-25
Collectible Process Template Dimension.....	2-26
Collection Event Type Dimension.....	2-29
Customer Contact Type Dimension .....	2-35
Date Dimension .....	2-37
Days of Unbilled Usage Dimension.....	2-40
Days Since Last Frozen BS Dimension.....	2-42
Days to Window Closure Dimension .....	2-45
Fiscal Period Dimension.....	2-47
Financial Transaction Type Dimension.....	2-50
General Ledger Dimension .....	2-51
Installments Count Dimension.....	2-54
Measurement Type Dimension.....	2-56
Order Cancel Reason Dimension.....	2-59
Order Status Dimension .....	2-60
Package Dimension.....	2-62
Pay Method Dimension .....	2-63
Pay Plan Status Dimension.....	2-66
Pay Plan Type Dimension.....	2-68
Payment Arrangement Status Dimension .....	2-70
Payment Cancel Reason Dimension .....	2-73
Rate Dimension.....	2-75
Recurring Charge Amounts Dimension .....	2-76

---

Service Agreement Status Dimension.....	2-79
Service Quantity Identifier Dimension.....	2-80
Tender Source Dimension.....	2-82
Tender Status Dimension.....	2-84
Tender Type Dimension.....	2-85
Time Dimension.....	2-87
Time of Use Dimension.....	2-88
Uncollectible Event Type Dimension.....	2-90
Uncollectible Process Status Dimension.....	2-91
Uncollectible Process Template Dimension.....	2-93
Unit of Measure Dimension.....	2-94
Message Dimension.....	2-96
Person Dimension.....	2-99
Premise Dimension.....	2-101
Service Agreement Dimension.....	2-104
To Do Dimension.....	2-108
To Do Priority Dimension.....	2-110
To Do Role Dimension.....	2-111
To Do Skill Dimension.....	2-113
To Do Status Dimension.....	2-115
To Do Type Dimension.....	2-116
User Dimension.....	2-118
Fact Tables.....	2-121
Billed Usage Fact.....	2-121
Case Fact.....	2-127
Case Log Fact.....	2-131
Collectible Event Fact.....	2-136
Collectible Process Fact.....	2-147
Customer Contact Fact.....	2-156
Financial Fact.....	2-160
Financial General Ledger Fact.....	2-166
Order Fact.....	2-172
Pay Plan Accumulation Fact.....	2-175
Pay Plan Snapshot Fact.....	2-183
Payment Arrangement Accumulation Fact.....	2-191
Payment Arrangement Snapshot Fact.....	2-200
Payment Tender Fact.....	2-209
Service Agreement Arrears Snapshot Fact.....	2-214
Service Agreement Billing Fact.....	2-221
Service Agreement Fact.....	2-232
Uncollectible Event Fact.....	2-235
Uncollectible Process Fact.....	2-238
Recent To Do Entry Fact.....	2-243
To Do Entry Fact.....	2-251

---

---

# Preface

This guide provides the data mapping information from the source system of Oracle Utilities Customer Care and Billing to the target product of Oracle Utilities Extractors and Schema.

## Audience

The guide is intended for all implementers of Oracle Utilities Extractors and Schema for Oracle Utilities Customer Care and Billing.

## Related Documents

For more information, see the following documents:

- *Oracle Utilities Analytics Release Notes*
- *Oracle Utilities Analytics Getting Started Guide*
- *Oracle Utilities Analytics Installation Guide*
- *Oracle Utilities Analytics Quick Install Guide*
- *Oracle Utilities Analytics Administration Guide*
- *Oracle Utilities Analytics Developer's Guide*
- 

**See Also:**

- Oracle Utilities Customer Care and Billing Documentation Library

## Notational Conventions

The following notational conventions are used in this document:

<b>Notation</b>	<b>Indicates</b>
<b>boldface</b>	Graphical user interface elements associated with an action, terms defined in text, or terms defines in the glossary
<i>italic</i>	Book titles, emphasis, or placeholder variables for which you supply particular values
monospace	Commands within a paragraph, URLs, code in examples, text that appears on the screen, or text that you enter



# Chapter 1

---

## Overview

This guide provides the data mapping information from the Oracle Utilities Customer Care and Billing source system to the Oracle Utilities Extractors and Schema target product, along with the rules of data transformation.

### Terminologies

This section describes the terminologies used for data maps included in the document.

#### <Table Name>

The Table Name indicates the name of the fact or the dimension in a star schema in the data warehouse.

#### Properties

The Properties table lists properties of the table independent of each field. The following properties are listed in the table:

Property	Value
Target Table	Name of the table in the target schema (data warehouse) into which data is loaded
Table Type	Fact or Dimension
SCD Type	Type 1 - Existing records are updated directly. The nature of the dimension on how it handles changes made in the source system.  Type 2 - Existing records are inactivated by putting the current date as the effective end date and new records are inserted with an effective start date as today's date. The new record will have the start date as the current date and a high date.

Property	Value
Fact Type	<p>Whether this is a snapshot or transactional fact table</p> <p>Snapshot - Captures a snapshot view of the data as available in the source system during that period (monthly or weekly). Each snapshot's data is stored independently.</p> <p>Accumulation - Data from the source system is accumulated periodically. Changes from source system will be merged with the existing data. Multiple copies of the same data will not be maintained.</p>
Source System Driver Table	Name of the table in source database from which data is extracted
Stage Table	Name of the table in the staging schema (data warehouse) that can be used to query the data records generated by the ETL logic
Oracle Data Integrator Package	Name of the ODI package that needs be executed to extract data from the source application and populate a specific target table in the data warehouse
ETL View	Name of the view in the data warehouse that has the logic for retrieval and transformation of the source data
Materialized View	<p>Names of the materialized views delivered with the product for a specific fact table</p> <p>These materialized views are designed to support all of the OBIEE answers delivered with the product. Refreshing these materialized views will be taken care as part of the ETL processes.</p>

## Fields

The Fields table lists the individual properties of each field in the presentation table or the database table. The following fields are listed in those tables:

Property	Value
Source Field	Name of the field from the source application which is used to load the target field either directly or after transformation.
Target Field	Name of the column in the fact or dimension table present in the data warehouse. This is where the extracted data will be loaded into.
OBIEE Field	Name of the field in the OBIEE Presentation folder. If blank, the field is not available by default in OBIEE.



# Chapter 2

---

## Data Maps for Oracle Utilities Customer Care and Billing

This section contains data maps for the following Oracle Utilities Extractors and Schema for Oracle Utilities Customer Care and Billing:

- [Dimension Tables](#)
- [Fact Tables](#)

## Dimension Tables

### Account Dimension

The Account dimension stores details about all accounts from the source system with all related attributes.

The following UDF columns are populated by the ETL process supplied with the product.

- UDF1 - Customer Class
- UDF2 - Account Management Group
- UDF3 - CIS Division
- UDF4 - Bill Cycle
- UDF5 - Collection Class

### Properties

Property	Value
Target Table	CD_ACCT
Table Type	Dimension
SCD Type	Type 2
Source System Driver Table	CI_ACCT
Stage Table	STG_CD_ACCT
ODI Package	B1_PKG_CD_ACCT
ETL View	B1_D_ACCT_VW

### Fields

Target Field	OBIEE Field	Source Field	Transformation / Calculation Logic
ACCT_KEY	Account Dimension Surrogate Key		<b>Transformation Logic:</b> This field is populated with the sequence from SPL_ACCT_SEQ.
SRC_ACCT_ID	Account ID	CI_ACCT.ACCT_ID	
ACCT_INFO	Account		<b>Transformation Logic:</b> This field is populated with the primary name of main customer, customer class, and account ID.
UDF1_CD	Customer Class Code	CI_ACCT.CUST_CL_CD	
UDF1_DESCR	Customer Class	CI_CUST_CL_L_DESCR	

Target Field	OBIEE Field	Source Field	Transformation / Calculation Logic
UDF2_CD	Account Management. Group Code	CI_ACCT.ACCT_ MGMT_GRP_CD	
UDF2_DESCR	Account Management. Group	CI_ACCT_MGMT_ GR_L.DESCR	
UDF3_CD	Division Code	CI_ACCT.CIS_ DIVISION	
UDF3_DESCR	Division	CI_CIS_DIVISION_L. DESCR	
UDF4_CD	Bill Cycle Code	CI_ACCT.BILL_CYC_ CD	
UDF4_DESCR	Bill Cycle	CI_BILL_CYC_L. DESCR	
UDF5_CD	Collection Class Code	CI_ACCT.COLL_CL_ CD	
UDF5_DESCR	Collection Class	CI_COLL_CL_L. DESCR	
UDF6_CD	User Defined Field 6 Code		
UDF6_DESCR	User Defined Field 6 Description		
UDF7_CD	User Defined Field 7 Code		
UDF7_DESCR	User Defined Field 8 Description		
UDF8_CD	User Defined Field 8 Code		
UDF8_DESCR	User Defined Field 8 Description		
UDF9_CD	User Defined Field 9 Code		
UDF9_DESCR	User Defined Field 9 Description		
UDF10_CD	User Defined Field 10 Code		
UDF10_DESCR	User Defined Field 10 Description		
UDF11_CD	User Defined Field 11 Code		
UDF11_DESCR	User Defined Field 11 Description		

Target Field	OBIEE Field	Source Field	Transformation / Calculation Logic
UDF12_CD	User Defined Field 12 Code		
UDF12_DESCR	User Defined Field 12 Description		
UDF13_CD	User Defined Field 13 Code		
UDF13_DESCR	User Defined Field 13 Description		
UDF14_CD	User Defined Field 14 Code		
UDF14_DESCR	User Defined Field 14 Description		
UDF15_CD	User Defined Field 15 Code		
UDF15_DESCR	User Defined Field 15 Description		
DATA_SOURCE_IND	Data Source Indicator	B1_PROD_INSTANCE. DSI	<b>Transformation Logic:</b> This field is populated with the DSI value on the source product instance configuration. This table is populated as part of the initial setup and the DSI value is extracted from the environment ID of the source system (CI_INSTALLATION.E NV_ID).
DATA_LOAD_DTTM	Data Load Date/Time		<b>Transformation Logic:</b> This field is populated with the load timestamp value.
EFF_START_DTTM	Effective Start Date/Time		
EFF_END_DTTM	Effective End Date/Time		
JOB_NBR	Job Number		<b>Transformation Logic:</b> This field is populated with the ODI job execution session number.

## Address Dimension

The Address dimension stores address related attributes from the premises defined in the source system.

The following UDF columns are populated by the ETL process supplied with Oracle Utilities Extractors and Schema.

- UDF1 - City
- UDF2 - County
- UDF3 - Postal
- UDF4 - State
- UDF5 - Country
- UDF6 - Geo Code

### Properties

Property	Value
Target Table	CD_ADDR
Table Type	Dimension
SCD Type	Type 2
Source System Driver Table	CI_PREM
Stage Table	STG_CD_ADDR
ODI Package	B1_PKG_CD_ADDR
ETL View	B1_D_ADDR_VW

### Fields

Target Field	OBIEE Field	Source Field	Transformation / Calculation Logic
ADDR_KEY	Address Dimension Surrogate Key		<b>Transformation Logic:</b> This field is populated with the sequence from SPL_ADDR_SEQ.
SRC_ADDR_ID	CC&B Premise ID	CI_PREM.PREM_ID	
ADDR_INFO	Address	CI_PREM.ADDRESS1 CI_PREM.CITY CI_PREM.STATE CI_PREM.POSTAL	<b>Transformation Logic:</b> This field is populated with the Address Line1, City, State, and Postal details.
ADDR_LINE1	CC&B Address Line 1	CI_PREM.ADDRESS1	
ADDR_LINE2	CC&B Address Line 2	CI_PREM.ADDRESS2	
ADDR_LINE3	CC&B Address Line 3	CI_PREM.ADDRESS3	

Target Field	OBIEE Field	Source Field	Transformation / Calculation Logic
ADDR_LINE4	CC&B Address Line 4	CI_PREM.ADDRESS4	
CITY	City	CI_PREM.CITY_UPR	
COUNTY	County	CI_PREM.COUNTY	
POSTAL	Postal Code	CI_PREM.POSTAL	
STATE_CD	State Code	CI_PREM.STATE	
STATE_DESCR	State	CI_STATE_L.DESCR	
COUNTRY_CD	Country Code	CI_PREM.COUNTRY	
COUNTRY_DESCR	Country	CI_COUNTRY_L.DESCR	
GEO_CODE	Geographical Code	CI_PREM.GEO_CODE	
CROSS_STREET	Cross Street		
SUBURB	Suburb		
UDF1_CD	City Code	CI_PREM.CITY_UPR	
UDF1_DESCR	City	CI_PREM.CITY_UPR	
UDF2_CD	County Code	CI_PREM.COUNTY	
UDF2_DESCR	County	CI_PREM.COUNTY	
UDF3_CD	Postal Code	CI_PREM.POSTAL	
UDF3_DESCR	Postal Code	CI_PREM.POSTAL	
UDF4_CD	State Code	CI_PREM.STATE	
UDF4_DESCR	State	CI_PREM.DESCR	
UDF5_CD	Country Code	CI_PREM.COUNTRY	
UDF5_DESCR	Country	CI_COUNTRY_L.DESCR	
UDF6_CD	Geo Code Value	CI_PREM.GEO_CODE	
UDF6_DESCR	Geo Code	CI_PREM.GEO_CODE	
UDF7_CD	User Defined Field 7 Code		
UDF7_DESCR	User Defined Field 7 Description		
UDF8_CD	User Defined Field 8 Code		
UDF8_DESCR	User Defined Field 8 Description		
UDF9_CD	User Defined Field 9 Code		

Target Field	OBIEE Field	Source Field	Transformation / Calculation Logic
UDF9_DESCR	User Defined Field 9 Description		
UDF10_CD	User Defined Field 10 Code		
UDF10_DESCR	User Defined Field 10 Description		
UDF11_CD	User Defined Field 11 Code		
UDF11_DESCR	User Defined Field 11 Description		
UDF12_CD	User Defined Field 12 Code		
UDF12_DESCR	User Defined Field 12 Description		
UDF13_CD	User Defined Field 13 Code		
UDF13_DESCR	User Defined Field 13 Description		
UDF14_CD	User Defined Field 14 Code		
UDF14_DESCR	User Defined Field 14 Description		
UDF15_CD	User Defined Field 15 Code		
UDF15_DESCR	User Defined Field 15 Description		
UDF16_CD	User Defined Field 16 Code		
UDF16_DESCR	User Defined Field 16 Description		
DATA_SOURCE_IND	Data Source Indicator	B1_PROD_INSTANCE .DSI	<b>Transformation Logic:</b> This field is populated with the DSI value on the source product instance configuration. This table is populated as part of the initial setup and the DSI value is extracted from the environment ID of the source system (CI_INSTALLATION.E NV_ID).

Target Field	OBIEE Field	Source Field	Transformation / Calculation Logic
DATA_LOAD_DTTM	Data Load Date/Time		<b>Transformation Logic:</b> This field is populated with the load timestamp value.
EFF_START_DTTM	Effective Start Date/Time		
EFF_END_DTTM	Effective End Date/Time		
JOB_NBR	Job Number		<b>Transformation Logic:</b> This field is populated with the ODI job execution session number.

## Adjustment Type Dimension

The Adjustment Type dimension stores various adjustment types defined in the system.

### Properties

Property	Value
Target Table	CD_ADJ_TYPE
Table Type	Dimension
SCD Type	Type 2
Source System Driver Table	CI_ADJ_TYPE
Stage Table	STG_CD_ADJ_TYPE
ODI Package	B1_PKG_CD_ADJ_TYPE
ETL View	B1_D_ADJ_TYPE_VW

### Fields

Target Field	OBIEE Field	Source Field	Transformation / Calculation Logic
ADJ_TYPE_KEY	Adjustment Type Key		<b>Transformation Logic:</b> This field is populated using the sequence from SPL_ADJ_TYPE_SEQ.
ADJ_TYPE_CD	Adjustment Type Code	CI_ADJ_TYPE.ADJ_TYPE_CD	
ADJ_TYPE_DESCR	Adjustment Type Description	CI_ADJ_TYPE.L.DESCR	



Target Field	OBIEE Field	Source Field	Transformation / Calculation Logic
UDF1_CD	Account Payable Request Type Code	CI_ADJ_TYPE.AP_REQ_TYPE_CD	
UDF1_DESCR	Account Payable Request Type	CI_APREQ_TYPE_L.DESCR	
UDF2_CD	Distribution Code Value	CI_ADJ_TYPE.DST_ID	
UDF2_DESCR	Distribution Code	CI_DST_CODE_L.DESCR	
UDF3_CD	User Defined Field 3 Code		
UDF3_DESCR	User Defined Field 3 Description		
UDF4_CD	User Defined Field 4 Code		
UDF4_DESCR	User Defined Field 4 Description		
UDF5_CD	User Defined Field 5 Code		
UDF5_DESCR	User Defined Field 5 Description		
UDF6_CD	User Defined Field 6 Code		
UDF6_DESCR	User Defined Field 6 Description		
UDF7_CD	User Defined Field 7 Code		
UDF7_DESCR	User Defined Field 7 Description		
DATA_SOURCE_IND	Data Source Indicator	B1_PROD_INSTANCE.DSI	<b>Transformation Logic:</b> This field is populated with the DSI value on the source product instance configuration. This table is populated as part of the initial setup and the DSI value is extracted from the environment ID of the source system (CI_INSTALLATION.E NV_ID).
EFF_START_DTTM	Effective Start Date/ Time		

Target Field	OBIEE Field	Source Field	Transformation / Calculation Logic
EFF_END_DTTM	Effective End Date/ Time		
DATA_LOAD_DTTM	Data Load Date/Time		<b>Transformation Logic:</b> This field is populated with the load timestamp value.
JOB_NBR	Job Number		<b>Transformation Logic:</b> This field is populated with the ODI job execution session number.

## Bill Cancel Reason Dimension

The Bill Cancel Reason dimension stores various possible reasons for bill cancellation.

### Properties

Property	Value
Target Table	CD_BILL_CAN_RSN
Table Type	Dimension
SCD Type	Type 1
Source System Driver Table	CI_BILL_CAN_RSN_L
Stage Table	STG_CD_BILL_CAN_RSN
ODI Package	B1_PKG_CD_BILL_CAN_RSN
ETL View	B1_D_BILL_CAN_RSN_VW

### Fields

Target Field	OBIEE Field	Source Field	Transformation / Calculation Logic
BILL_CAN_RSN_KEY	Bill Cancel Reason Dimension Surrogate Key		<b>Transformation Logic:</b> This field is populated with the sequence from B1_BILL_CAN_RSN_SEQ.
BILL_CAN_RSN_CD	Bill Cancel Reason Code	CI_BILL_CAN_RSN_L. CAN_RSN_CD	
BILL_CAN_RSN_DES CR	Description	CI_BILL_CAN_RSN_L. DESCR	
UDF1_CD	User Defined Field 1 Code		

<b>Target Field</b>	<b>OBIEE Field</b>	<b>Source Field</b>	<b>Transformation / Calculation Logic</b>
UDF1_DESCR	User Defined Field 1 Description		
UDF2_CD	User Defined Field 2 Code		
UDF2_DESCR	User Defined Field 2 Description		
UDF3_CD	User Defined Field 3 Code		
UDF3_DESCR	User Defined Field 3 Description		
UDF4_CD	User Defined Field 4 Code		
UDF4_DESCR	User Defined Field 4 Description		
UDF5_CD	User Defined Field 5 Code		
UDF5_DESCR	User Defined Field 5 Description		
UDF6_CD	User Defined Field 6 Code		
UDF6_DESCR	User Defined Field 6 Description		
UDF7_CD	User Defined Field 7 Code		
UDF7_DESCR	User Defined Field 7 Description		
UDF8_CD	User Defined Field 8 Code		
UDF8_DESCR	User Defined Field 8 Description		
UDF9_CD	User Defined Field 9 Code		
UDF9_DESCR	User Defined Field 9 Description		
UDF10_CD	User Defined Field 10 Code		
UDF10_DESCR	User Defined Field 10 Description		

Target Field	OBIEE Field	Source Field	Transformation / Calculation Logic
DATA_SOURCE_IND	Data Source Indicator	B1_PROD_INSTANCE. DSI	<b>Transformation Logic:</b> This field is populated with the DSI value on the source product instance configuration. This table is populated as part of the initial setup and the DSI value is extracted from the environment ID of the source system (CI_INSTALLATION.ENV_ID).
DATA_LOAD_DTTM	Data Load Date/Time		<b>Transformation Logic:</b> This field is populated with the load time-stamp value.
UPDATE_DTTM	Update Date/Time		<b>Transformation Logic:</b> This field is populated with the updated time-stamp value.
JOB_NBR	Job Number		<b>Transformation Logic:</b> This field is populated with the ODI job execution session number.

## Bill Cycle Schedule Dimension

The Bill Cycle Schedule dimension stores the bill cycle and its schedule information.

### Properties

Property	Value
Target Table	CD_BILL_CYC_SCH
Table Type	Dimension
SCD Type	Type 1
Source System Driver Table	CI_BILL_CYC_SCH
Stage Table	STG_CD_BILL_CYC_SCH
ODI Package	B1_PKG_CD_BILL_CYC_SCH
ETL View	B1_D_BILL_CYC_SCH_VW

## Fields

Target Field	OBIEE Field	Source Field	Transformation / Calculation Logic
BILL_CYC_SCH_KEY	Bill Cycle Schedule Dimension Surrogate Key		<b>Transformation Logic:</b> This field is populated with the sequence from B1_BILL_CYC_SCH_S EQ.
BILL_CYC_CD	Bill Cycle	CI_BILL_CYC_SCH. BILL_CYC_CD	
BILL_CYC_DESCR	Bill Cycle Description	CI_BILL_CYC_L. DESCR	
BILL_CYC_WIN_STAR T_DT	Window Start Date	CI_BILL_CYC_SCH. WIN_START_DT	
BILL_CYC_WIN_END _DT	Window End Date	CI_BILL_CYC_SCH. WIN_END_DT	
UDF1_CD	User Defined Field 1 Code		
UDF1_DESCR	User Defined Field 1 Description		
UDF2_CD	User Defined Field 2 Code		
UDF2_DESCR	User Defined Field 2 Description		
UDF3_CD	User Defined Field 3 Code		
UDF3_DESCR	User Defined Field 3 Description		
UDF4_CD	User Defined Field 4 Code		
UDF4_DESCR	User Defined Field 4 Description		
UDF5_CD	User Defined Field 5 Code		
UDF5_DESCR	User Defined Field 5 Description		
UDF6_CD	User Defined Field 6 Code		
UDF6_DESCR	User Defined Field 6 Description		
UDF7_CD	User Defined Field 7 Code		

Target Field	OBIEE Field	Source Field	Transformation / Calculation Logic
UDF7_DESCR	User Defined Field 7 Description		
UDF8_CD	User Defined Field 8 Code		
UDF8_DESCR	User Defined Field 8 Description		
UDF9_CD	User Defined Field 9 Code		
UDF9_DESCR	User Defined Field 9 Description		
UDF10_CD	User Defined Field 10 Code		
UDF10_DESCR	User Defined Field 10 Description		
DATA_SOURCE_IND	Data Source Indicator	B1_PROD_INSTANCE. DSI	<b>Transformation Logic:</b> This field is populated with the DSI value on the source product instance configuration. This table is populated as part of the initial setup and the DSI value is extracted from the environment ID of the source system (CI_INSTALLATION_ENV_ID).
DATA_LOAD_DTTM	Data Load Date/Time		<b>Transformation Logic:</b> This field is populated with the load timestamp value.
UPDATE_DTTM	Update Date/Time		<b>Transformation Logic:</b> This field is populated with the updated time-stamp value.
JOB_NBR	Job Number		<b>Transformation Logic:</b> This field is populated with the ODI job execution session number.

## Bill Segment Status Dimension

The Bill Segment Status dimension stores the possible statuses of a bill segment.

### Properties

Property	Value
Target Table	CD_BSEG_STATUS
Table Type	Dimension
SCD Type	Type 1
Source System Driver Table	CI_LOOKUP_VAL_L
Stage Table	STG_CD_BSEG_STATUS
ODI Package	B1_PKG_CD_BSEG_STATUS
ETL View	B1_D_BSEG_STATUS_VW

### Fields

Target Field	OBIEE Field	Source Field	Transformation / Calculation Logic
BSEG_STATUS_KEY	Bill Segment Status Dimension Surrogate Key		<b>Transformation Logic:</b> This field is populated with the sequence from B1_BSEG_STATUS_SE Q.
BSEG_STATUS_CD	Bill Segment Status Code	CI_LOOKUP_VAL_L. FIELD_VALUE	
BSEG_STATUS_ DESCR	Bill Segment Status Description	CI_LOOKUP_VAL_L. DESCR_OVRD  CI_LOOKUP_VAL_L. DESCR	If an override description is not available, regular description is extracted.
UDF1_CD	User Defined Field 1 Code		
UDF1_DESCR	User Defined Field 1 Description		
UDF2_CD	User Defined Field 2 Code		
UDF2_DESCR	User Defined Field 2 Description		
UDF3_CD	User Defined Field 3 Code		
UDF3_DESCR	User Defined Field 3 Description		
UDF4_CD	User Defined Field 4 Code		

Target Field	OBIEE Field	Source Field	Transformation / Calculation Logic
UDF4_DESCR	User Defined Field 4 Description		
UDF5_CD	User Defined Field 5 Code		
UDF5_DESCR	User Defined Field 5 Description		
UDF6_CD	User Defined Field 6 Code		
UDF6_DESCR	User Defined Field 6 Description		
UDF7_CD	User Defined Field 7 Code		
UDF7_DESCR	User Defined Field 7 Description		
UDF8_CD	User Defined Field 8 Code		
UDF8_DESCR	User Defined Field 8 Description		
UDF9_CD	User Defined Field 9 Code		
UDF9_DESCR	User Defined Field 9 Description		
UDF10_CD	User Defined Field 10 Code		
UDF10_DESCR	User Defined Field 10 Description		
DATA_SOURCE_IND	Data Source Indicator	B1_PROD_INSTANCE. DSI	<b>Transformation Logic:</b> This field is populated with the DSI value on the source product instance configuration. This table is populated as part of the initial setup and the DSI value is extracted from the environment ID of the source system (CI_INSTALLATION.ENV_ID).
DATA_LOAD_DTTM	Data Load Date/Time		<b>Transformation Logic:</b> This field is populated with the load timestamp value.



Target Field	OBIEE Field	Source Field	Transformation / Calculation Logic
UPDATE_DT*TM	Update Date/Time		<b>Transformation Logic:</b> This field is populated with the updated time-stamp value.
JOB_NBR	Job Number		<b>Transformation Logic:</b> This field is populated with the ODI job execution session number.

## Billing Day in Window Dimension

The Billing Day in Window dimension stores the age ranges indicating the day of the bill window when the bill segment was frozen. These age ranges are configured in the source system.

### Properties

Property	Value
Target Table	CD_BILL_DAY_IN_WIN
Table Type	Dimension
SCD Type	Type 1
Source System Driver Table	F1_BKT_CONFIG
Stage Table	STG_CD_BILL_DAY_IN_WIN
ODI Package	B1_PKG_CD_BILL_DAY_IN_WIN
ETL View	B1_D_BILL_DAY_IN_WIN_VW

### Fields

Target Field	OBIEE Field	Source Field	Transformation / Calculation Logic
BILL_DAY_IN_WIN_KEY	Billing Day in Window Dimension Surrogate Key		<b>Transformation Logic:</b> This field is populated with the sequence from B1_BILL_DAY_IN_WIN_SEQ.
BILL_DAY_IN_WIN_DESCR	Billing Day in Window Description	F1_BKT_CONFIG_VAL_L.DESCR	
WIN_STATUS_CD	Window Status Code	F1_BKT_CONFIG.BKT_TYPE_CD	

Target Field	OBIEE Field	Source Field	Transformation / Calculation Logic
WIN_STATUS_DESCR	Windows Status Description	CI_LOOKUP_VAL_L. DESCR_OVRD  CI_LOOKUP_VAL_L. DESCR	<b>Note.</b> If the override description is not present, regular description is used.
WIN_CATEGORY_CD	Window Category Code	F1_BKT_CONFIG_VA L.BKT_VAL_TYPE_C D	
WIN_CATEGORY_DE SCR	Window Category Description	CI_LOOKUP_VAL_L. DESCR_OVRD  CI_LOOKUP_VAL_L. DESCR	If an override description is not available, regular description is extracted.
RANGE_START	Start Range	F1_BKT_CONFIG_VA L.BKT_START_RANG E	
RANGE_END	End Range	F1_BKT_CONFIG_VA L.BKT_END_RANGE	
UDF1_CD	User Defined Field 1 Code		
UDF1_DESCR	User Defined Field 1 Description		
UDF2_CD	User Defined Field 2 Code		
UDF2_DESCR	User Defined Field 2 Description		
UDF3_CD	User Defined Field 3 Code		
UDF3_DESCR	User Defined Field 3 Description		
UDF4_CD	User Defined Field 4 Code		
UDF4_DESCR	User Defined Field 4 Description		
UDF5_CD	User Defined Field 5 Code		
UDF5_DESCR	User Defined Field 5 Description		
UDF6_CD	User Defined Field 6 Code		
UDF6_DESCR	User Defined Field 6 Description		

Target Field	OBIEE Field	Source Field	Transformation / Calculation Logic
UDF7_CD	User Defined Field 7 Code		
UDF7_DESCR	User Defined Field 7 Description		
UDF8_CD	User Defined Field 8 Code		
UDF8_DESCR	User Defined Field 8 Description		
UDF9_CD	User Defined Field 9 Code		
UDF9_DESCR	User Defined Field 9 Description		
UDF10_CD	User Defined Field 10 Code		
UDF10_DESCR	User Defined Field 10 Description		
DATA_SOURCE_IND	Data Source Indicator	B1_PROD_INSTANCE. DSI	<b>Transformation Logic:</b> This field is populated with the DSI value on the source product instance configuration. This table is populated as part of the initial setup and the DSI value is extracted from the environment ID of the source system (CI_INSTALLATION.ENV_ID).
DATA_LOAD_DTTM	Data Load Date/Time		<b>Transformation Logic:</b> This field is populated with the load timestamp value.
UPDATE_DTTM	Update Date/Time		<b>Transformation Logic:</b> This field is populated with the updated timestamp value.
JOB_NBR	Job Number		<b>Transformation Logic:</b> This field is populated with the ODI job execution session number.

**Note:** The bucket dimension ELT job is configured to be initial load only. Any incremental changes to these buckets after the initial run will not be captured in the data warehouse. However, if there arises a need to reconfigure the buckets,

then data should be truncated in the star schema tables and reloaded to reflect the changes. The bucket dimensions, along with the associated facts (SA Billing Fact in this case), should be truncated and reloaded.

For details about reloading the data, see the **Data Reload** section in *Oracle Utilities Analytics Administration Guide*.

## Campaign Dimension

The Campaign dimension stores the campaign programs designed to offer a set of packages to customers.

### Properties

Property	Value
Target Table	CD_CAMPAIGN
Table Type	Dimension
SCD Type	Type 2
Source System Driver Table	CI_CAMPAIGN
Stage Table	STG_CD_CAMPAIGN
ODI Package	B1_PKG_CD_CAMPAIGN
ETL View	B1_D_CAMPAIGN_VW

### Fields

Target Field	OBIEE Field	Source Field	Transformation / Calculation Logic
CAMPAIGN_KEY	Campaign Dimension Surrogate Key		<b>Transformation Logic:</b> This field is populated with the sequence from SPL_CAMPAIGN_SEQ.
CAMPAIGN_CD	Campaign Code	CI_CAMPAIGN.CAMP AIGN_CD	
CAMPAIGN_DESCR	Description	CI_CAMPAIGN.DESC R	
UDF1_CD	Campaign Status Code	CI_CAMPAIGN.CAMP _STATUS_FLG	
UDF1_DESCR	Campaign Status Description	CI_LOOKUP_VAL_L. DESCR_OVRD  CI_LOOKUP_VAL_L. DESCR	If an override description is not available, regular description is extracted.
UDF2_CD	User Defined Field 2 Code		

Target Field	OBIEE Field	Source Field	Transformation / Calculation Logic
UDF2_DESCR	User Defined Field 2 Description		
UDF3_CD	User Defined Field 3 Code		
UDF3_DESCR	User Defined Field 3 Description		
UDF4_CD	User Defined Field 4 Code		
UDF4_DESCR	User Defined Field 4 Description		
UDF5_CD	User Defined Field 5 Code		
UDF5_DESCR	User Defined Field 5 Description		
UDF6_CD	User Defined Field 6 Code		
UDF6_DESCR	User Defined Field 6 Description		
DATA_SOURCE_IND	Data Source Indicator	B1_PROD_INSTANCE. DSI	<b>Transformation Logic:</b> This field is populated with the DSI value on the source product instance configuration. This table is populated as part of the initial setup and the DSI value is extracted from the environment ID of the source system (CI_INSTALLATION_ENV_ID).
EFF_START_DTTM	Effective Start Date/ Time		
EFF_END_DTTM	Effective End Date/ Time		
DATA_LOAD_DTTM	Data Load Date/Time		<b>Transformation Logic:</b> This field is populated with the load timestamp value.
JOB_NBR	Job Number		<b>Transformation Logic:</b> This field is populated with the ODI job execution session number.

## Case Condition Dimension

The Case Condition dimension stores various possible states of a case.

### Properties

Property	Value
Target Table	CD_CASE_COND
Table Type	Dimension
SCD Type	Type 1
Source System Driver Table	CI_LOOKUP_VAL_L
Stage Table	STG_CD_CASE_COND
ODI Package	B1_PKG_CD_CASE_COND
ETL View	B1_D_CASE_COND_VW

### Fields

Target Field	OBIEE Field	Source Field	Transformation / Calculation Logic
CASE_COND_KEY	Case Condition Dimension Surrogate Key		<b>Transformation Logic:</b> This field is populated with the sequence from SPL_CASECOND_SEQ.
CASE_COND_CD	Case Condition Code	CI_LOOKUP_VAL_L.FIELD_VALUE	
CASE_COND_DESCR	Description	CI_LOOKUP_VAL_L.DESCR  CI_LOOKUP_VAL_L.DESCR_OVRD	If an override description is not available, regular description is extracted.
DATA_SOURCE_IND	Data Source Indicator	B1_PROD_INSTANCE.DSI	<b>Transformation Logic:</b> This field is populated with the DSI value on the source product instance configuration. This table is populated as part of the initial setup and the DSI value is extracted from the environment ID of the source system (CI_INSTALLATION_ENV_ID).
UPDATE_DT_TM	Update Date/Time		<b>Transformation Logic:</b> This field is populated with the updated time-stamp value.

Target Field	OBIEE Field	Source Field	Transformation / Calculation Logic
DATA_LOAD_DTTM	Data Load Date/Time		<b>Transformation Logic:</b> This field is populated with the load timestamp value.
JOB_NBR	Job Number		<b>Transformation Logic:</b> This field is populated with the ODI job execution session number.

## Case Type Status Dimension

The Case Type Status dimension stores various possible case types and their states.

### Properties

Property	Value
Target Table	CD_CASETYPE_STATUS
Table Type	Dimension
SCD Type	Type 1
Source System Driver Table	CI_CASE_STATUS
Stage Table	STG_CD_CASETYPE_STATUS
ODI Package	B1_PKG_CD_CASETYPE_STATUS
ETL View	B1_D_CASETYPE_STATUS_VW

### Fields

Target Field	OBIEE Field	Source Field	Transformation / Calculation Logic
CASETY_STAT_KEY	Case Type Status Dimension Surrogate Key		<b>Transformation Logic:</b> This field is populated with the sequence from SPL_CASETY_STAT_S EQ.
CASE_TYPE_CD	Case Type Code	CI_CASE_TYPE.CASE_TYPE_CD	
CASE_TYPE_DESCR	Case Type Description	CI_CASE_TYPE.LDESCR	
CASE_STATUS_CD	Case Status Code	CI_CASE_STATUS.CASE_STATUS_CD	
CASE_STATUS_DESCR	Case Status Description	CI_CASE_STATUS.LSTATUS_LBL	

Target Field	OBIEE Field	Source Field	Transformation / Calculation Logic
UDF1_CD	User Defined Field 1 Code		
UDF1_DESCR	User Defined Field 1 Description		
UDF2_CD	User Defined Field 2 Code		
UDF2_DESCR	User Defined Field 2 Description		
UDF3_CD	User Defined Field 3 Code		
UDF3_DESCR	User Defined Field 3 Description		
UDF4_CD	User Defined Field 4 Code		
UDF4_DESCR	User Defined Field 4 Description		
UDF5_CD	User Defined Field 5 Code		
UDF5_DESCR	User Defined Field 5 Description		
DATA_SOURCE_IND	Data Source Indicator	B1_PROD_INSTANCE. DSI	<b>Transformation Logic:</b> This field is populated with the DSI value on the source product instance configuration. This table is populated as part of the initial setup and the DSI value is extracted from the environment ID of the source system (CI_INSTALLATION_ENV_ID).
UPDATE_DTTM	Update Date/Time		<b>Transformation Logic:</b> This field is populated with the updated time-stamp value.
DATA_LOAD_DTTM	Data Load Date/Time		<b>Transformation Logic:</b> This field is populated with the load timestamp value.
JOB_NBR	Job Number		<b>Transformation Logic:</b> This field is populated with the ODI job execution session number.



## Collectible Process Status Dimension

The Collectible Process Status dimension stores various possible states of the collection process/overdue process defined in a lookup.

### Properties

Property	Value
Target Table	CD_COLLPROC_STATUS
Table Type	Dimension
SCD Type	Type 1
Source System Driver Table	CI_LOOKUP_VAL_L
Stage Table	STG_CD_COLLPROC_STATUS
ODI Package	B1_PKG_CD_COLLPROC_STATUS
ETL View	B1_D_COLLPROC_STATUS_VW

### Fields

Target Field	OBIEE Field	Source Field	Transformation / Calculation Logic
COLLPROC_STAT_KEY	Collectible Process Status Dimension Surrogate Key		<b>Transformation Logic:</b> This field is populated with the sequence from SPL_COLLPROC_STATUS_SEQ.
COLPROC_STAT_CD	Collectible Process Code	CI_LOOKUP_VAL_L.FIELD_VALUE	
COLPROC_STAT_DESCR	Collectible Process Description	CI_LOOKUP_VAL_L.DESCR  CI_LOOKUP_VAL_L.DESCR_OVRD	If an override description is not available, regular description is extracted.
DATA_SOURCE_IND	Data Source Indicator	B1_PROD_INSTANCE.DSI	<b>Transformation Logic:</b> This field is populated with the DSI value on the source product instance configuration. This table is populated as part of the initial setup and the DSI value is extracted from the environment ID of the source system (CI_INSTALLATION_ENV_ID).
UPDATE_DTTM	Update Date/Time		<b>Transformation Logic:</b> This field is populated with the updated time-stamp value.

Target Field	OBIEE Field	Source Field	Transformation / Calculation Logic
DATA_LOAD_DTTM	Data Load Date/Time		<b>Transformation Logic:</b> This field is populated with the load timestamp value.
JOB_NBR	Job Number		<b>Transformation Logic:</b> This field is populated with the ODI job execution session number.

## Collectible Process Template Dimension

The Collectible Process Template dimension stores both collection process templates and overdue process templates from the source system.

### Properties

Property	Value
Target Table	CD_COLLPROC_TMPL
Table Type	Dimension
SCD Type	Type 2
Source System Driver Table	CI_COLL_PROC_TM/CI_OD_PROC_TMP
Stage Table	STG_CD_COLLPROC_TMPL
ODI Package	B1_PKG_CD_COLLPROC_TMPL
ETL View	B1_D_COLLPROC_TMPL_VW

### Fields

#### Source 1 - Collection Process Template (CI\_COLL\_PROC\_TM)

Target Field	OBIEE Field	Source Field	Transformation / Calculation Logic
COLL_TMPL_KEY	Collection Process Template Dimension Surrogate Key		<b>Transformation Logic:</b> This field is populated with the sequence from SPL_COLLTMPL_SEQ.
COLL_TMPL_CD	Collection Process Template Code	CI_COLL_PROC_TM. COLL_PROC_TMPL_ CD	<b>Transformation Logic:</b> The collection process template retrieved is prefixed with 'C_'.
COLL_TMPL_DESCR	Collection Process Template Description	CI_COLL_PROC_TM_ L.DESCR	

Target Field	OBIEE Field	Source Field	Transformation / Calculation Logic
UDF1_CD	User Defined Field 1 Code		
UDF1_DESCR	User Defined Field 1 Description		
UDF2_CD	User Defined Field 2 Code		
UDF2_DESCR	User Defined Field 2 Description		
UDF3_CD	User Defined Field 3 Code		
UDF3_DESCR	User Defined Field 3 Description		
UDF4_CD	User Defined Field 4 Code		
UDF4_DESCR	User Defined Field 4 Description		
UDF5_CD	User Defined Field 5 Code		
UDF5_DESCR	User Defined Field 5 Description		
DATA_SOURCE_IND	Data Source Indicator	B1_PROD_INSTANCE. DSI	<b>Transformation Logic:</b> This field is populated with the DSI value on the source product instance configuration. This table is populated as part of the initial setup and the DSI value is extracted from the environment ID of the source system (CI_INSTALLATION.ENV_ID).
EFF_START_DTTM	Effective Start Date/Time		
EFF_END_DTTM	Effective End Date/Time		
DATA_LOAD_DTTM	Data Load Date/Time		<b>Transformation Logic:</b> This field is populated with the load timestamp value.

Target Field	OBIEE Field	Source Field	Transformation / Calculation Logic
JOB_NBR	Job Number		<b>Transformation Logic:</b> This field is populated with the ODI job execution session number.

**Source 2 - Overdue Process Template (CI\_OD\_PROC\_TMP)**

Target Field	OBIEE Field	Source Field	Transformation / Calculation Logic
COLL_TMPL_KEY	Collection Process Template Dimension Surrogate Key		<b>Transformation Logic:</b> This field is populated with the sequence from SPL_COLLTMPL_SEQ.
COLL_TMPL_CD	Collection Process Template Code	CI_OD_PROC_TMP.OD_PROC_TMPL_CD	<b>Transformation Logic:</b> The template code retrieved is prefixed with 'OD_'.
COLL_TMPL_DESCR	Collection Process Template Description	CI_OD_PROC_TMP.L_DESCR	
UDF1_CD	User Defined Field 1 Code		
UDF1_DESCR	User Defined Field 1 Description		
UDF2_CD	User Defined Field 2 Code		
UDF2_DESCR	User Defined Field 2 Description		
UDF3_CD	User Defined Field 3 Code		
UDF3_DESCR	User Defined Field 3 Description		
UDF4_CD	User Defined Field 4 Code		
UDF4_DESCR	User Defined Field 4 Description		
UDF5_CD	User Defined Field 5 Code		
UDF5_DESCR	User Defined Field 5 Description		

Target Field	OBIEE Field	Source Field	Transformation / Calculation Logic
DATA_SOURCE_IND	Data Source Indicator	B1_PROD_INSTANCE. DSI	<b>Transformation Logic:</b> This field is populated with the DSI value on the source product instance configuration. This table is populated as part of the initial setup and the DSI value is extracted from the environment ID of the source system (CI_INSTALLATION.E NV_ID).
EFF_START_DTTM	Effective Start Date/ Time		
EFF_END_DTTM	Effective End Date/ Time		
DATA_LOAD_DTTM	Data Load Date/Time		<b>Transformation Logic:</b> This field is populated with the load timestamp value.
JOB_NBR	Job Number		<b>Transformation Logic:</b> This field is populated with the ODI job execution session number.

## Collection Event Type Dimension

The Collection Event Type dimension stores various types of collection events, cut events, severance events, and overdue events.

### Properties

Property	Value
Target Table	CD_COLLEVT_TYP
Table Type	Dimension
SCD Type	Type 1
Source System Driver Table	CI_COLL_EVT_TYP CI_OD_EVT_TYPE CI_CUT_EVT_TYPE CI_SEV_EVT_TYPE
Stage Table	STG_CD_COLLEVT_TYP
ODI Package	B1_PKG_CD_COLLEVT_TYP

ETL View	B1_D_COLLEVT_TYP_VW B1_D_ODEVT_TYP_VW B1_D_CUTEVT_TYP_VW B1_D_SEVEVT_TYP_VW
----------	--

## Fields

### Source 1 - Collection Event Type (CI\_COLL\_EVT\_TYP)

Target Field	OBIEE Field	Source Field	Transformation / Calculation Logic
CEVT_TYPE_KEY	Collection Event Type Dimension Surrogate Key		<b>Transformation Logic:</b> This field is populated with the sequence from SPL_COLLEVT_TY_SEQ.
CEVT_TYPE_CD	Collection Event Type Code	CI_COLL_EVT_TYP.COLL_EVT_TYP_CD	<b>Transformation Logic:</b> This field is populated with the collection event type code prefixed with 'C_'.
CEVT_TYPE_DESCR	Collection Event Type Description	CI_COLL_EVT_TYP_L.DESCR	
CEVT_TY_FLG_CD	Collection Event Type Flag Code	CI_COLL_EVT_TYP.COLL_EVT_TYPE_FLG	
CEVT_TY_FLG_DESCR	Collection Event Type Flag Description	CI_LOOKUP_VAL_L.DESCR_OVRD  CI_LOOKUP_VAL_L.DESCR	If an override description is not available, regular description is extracted.
CUST_EVT_CD	Customer Event Code	CI_LOOKUP_VAL_L.FIELD_VALUE	
CUST_EVT_DESCR	Customer Event Description	CI_LOOKUP_VAL_L.DESCR_OVRD  CI_LOOKUP_VAL_L.DESCR	If an override description is not available, regular description is extracted.
UDF1_CD	User Defined Field 1 Code		
UDF1_DESCR	User Defined Field 1 Description		
UDF2_CD	User Defined Field 2 Code		
UDF2_DESCR	User Defined Field 2 Description		

Target Field	OBIEE Field	Source Field	Transformation / Calculation Logic
DATA_SOURCE_IND	Data Source Indicator	B1_PROD_INSTANCE. DSI	<b>Transformation Logic:</b> This field is populated with the DSI value on the source product instance configuration. This table is populated as part of the initial setup and the DSI value is extracted from the environment ID of the source system (CI_INSTALLATION.E NV_ID).
UPDATE_DTTM	Update Date/Time		<b>Transformation Logic:</b> This field is populated with the updated time-stamp value.
DATA_LOAD_DTTM	Data Load Date/Time		<b>Transformation Logic:</b> This field is populated with the load timestamp value.
JOB_NBR	Job Number		<b>Transformation Logic:</b> This field is populated with the ODI job execution session number.

#### Source 2 - Overdue Event Type (CI\_OD\_EVT\_TYPE)

Target Field	OBIEE Field	Source Field	Transformation / Calculation Logic
CEVT_TYPE_KEY	Collection Event Type Dimension Surrogate Key		<b>Transformation Logic:</b> This field is populated with the sequence from SPL_COLLEVT_TY_S EQ.
CEVT_TYPE_CD	Collection Event Type Code	CI_OD_EVT_TYPE.O D_EVT_TYPE_CD	<b>Transformation Logic:</b> The Template Code from Oracle Utilities Customer Care and Billing is prefixed with "OD_".
CEVT_TYPE_DESCR	Collection Event Type Description	CI_OD_EVT_TYPE.L. DESCR	
CEVT_TY_FLG_CD	Collection Event Type Flag Code		
CEVT_TY_FLG_ DESCR	Collection Event Type Flag Description		

Target Field	OBIEE Field	Source Field	Transformation / Calculation Logic
CUST_EVT_CD	Customer Event Code		
CUST_EVT_DESCR	Customer Event Description		
UDF1_CD	User Defined Field 1 Code		
UDF1_DESCR	User Defined Field 1 Description		
UDF2_CD	User Defined Field 2 Code		
UDF2_DESCR	User Defined Field 2 Description		
DATA_SOURCE_IND	Data Source Indicator	B1_PROD_INSTANCE. DSI	<b>Transformation Logic:</b> This field is populated with the DSI value on the source product instance configuration. This table is populated as part of the initial setup and the DSI value is extracted from the environment ID of the source system (CI_INSTALLATION_ENV_ID).
UPDATE_DTTM	Update Date/Time		<b>Transformation Logic:</b> This field is populated with the updated time-stamp value.
DATA_LOAD_DTTM	Data Load Date/Time		<b>Transformation Logic:</b> This field is populated with the load timestamp value.
JOB_NBR	Job Number		<b>Transformation Logic:</b> This field is populated with the ODI job execution session number.



---

**Source 3 - Cut Event Type (CI\_CUT\_EVT\_TYPE)**

Target Field	OBIEE Field	Source Field	Transformation / Calculation Logic
CEVT_TYPE_KEY	Collection Event Type Dimension Surrogate Key		<b>Transformation Logic:</b> This field is populated with the sequence from SPL_COLLEVT_TY_SEQ.
CEVT_TYPE_CD	Collection Event Type Code	CI_CUT_EVT_TYPE.CUT_EVT_TYPE_CD	<b>Transformation Logic:</b> The Template Code from Oracle Utilities Customer Care and Billing is prefixed with "CUT_".
CEVT_TYPE_DESCR	Collection Event Type Description	CI_CUT_EVT_TYPE_L.DESC	
CEVT_TY_FLG_CD	Collection Event Type Flag Code		
CEVT_TY_FLG_DESCR	Collection Event Type Flag Description		
CUST_EVT_CD	Customer Event Code		
CUST_EVT_DESCR	Customer Event Description		
UDF1_CD	User Defined Field 1 Code		
UDF1_DESCR	User Defined Field 1 Description		
UDF2_CD	User Defined Field 2 Code		
UDF2_DESCR	User Defined Field 2 Description		
DATA_SOURCE_IND	Data Source Indicator	B1_PROD_INSTANCE.DSI	<b>Transformation Logic:</b> This field is populated with the DSI value on the source product instance configuration. This table is populated as part of the initial setup and the DSI value is extracted from the environment ID of the source system (CI_INSTALLATION_ENV_ID).
UPDATE_DTTM	Update Date/Time		<b>Transformation Logic:</b> This field is populated with the updated time-stamp value.

---

Target Field	OBIEE Field	Source Field	Transformation / Calculation Logic
DATA_LOAD_DTTM	Data Load Date/Time		<b>Transformation Logic:</b> This field is populated with the load timestamp value.
JOB_NBR	Job Number		<b>Transformation Logic:</b> This field is populated with the ODI job execution session number.

#### Source 4 - Severance Event Type (CI\_SEV\_EVT\_TYPE)

Target Field	OBIEE Field	Source Field	Transformation / Calculation Logic
CEVT_TYPE_KEY	Collection Event Type Dimension Surrogate Key		<b>Transformation Logic:</b> This field is populated with the sequence from SPL_COLLEVT_TY_SEQ.
CEVT_TYPE_CD	Collection Event Type Code	CI_SEV_EVT_TYPE.SEV_EVT_TYPE_CD	<b>Transformation Logic:</b> The Template Code from Oracle Utilities Customer Care and Billing is prefixed with "S_".
CEVT_TYPE_DESCR	Collection Event Type Description	CI_SEV_EVT_TYPE.L.DESC	
CEVT_TY_FLG_CD	Collection Event Type Flag Code	CI_SEV_EVT_TYPE.SEV_EVT_TYPE_FLG	
CEVT_TY_FLG_DESCR	Collection Event Type Flag Description	CI_LOOKUP_VAL.L.DESC_OVRD CI_LOOKUP_VAL.L.DESC	If an override description is not available, regular description is extracted.
CUST_EVT_CD	Customer Event Code	CI_LOOKUP_VAL.L.FIELD_VALUE	
CUST_EVT_DESCR	Customer Event Description	CI_LOOKUP_VAL.L.DESC_OVRD CI_LOOKUP_VAL.L.DESC	If an override description is not available, regular description is extracted.
UDF1_CD	User Defined Field 1 Code		
UDF1_DESCR	User Defined Field 1 Description		

Target Field	OBIEE Field	Source Field	Transformation / Calculation Logic
UDF2_CD	User Defined Field 2 Code		
UDF2_DESCR	User Defined Field 2 Description		
DATA_SOURCE_IND	Data Source Indicator	B1_PROD_INSTANCE. DSI	<b>Transformation Logic:</b> This field is populated with the DSI value on the source product instance configuration. This table is populated as part of the initial setup and the DSI value is extracted from the environment ID of the source system (CI_INSTALLATION.ENV_ID).
UPDATE_DTTM	Update Date/Time		<b>Transformation Logic:</b> This field is populated with the updated timestamp value.
DATA_LOAD_DTTM	Data Load Date/Time		<b>Transformation Logic:</b> This field is populated with the load timestamp value.
JOB_NBR	Job Number		<b>Transformation Logic:</b> This field is populated with the ODI job execution session number.

## Customer Contact Type Dimension

The Customer Contact Type dimension stores various types of customer contacts.

### Properties

Property	Value
Target Table	CD_CC_TYPE
Table Type	Dimension
SCD Type	Type 1
Source System Driver Table	CI_CC_TYPE
Stage Table	STG_CD_CC_TYPE
ODI Package	B1_PKG_CD_CC_TYPE

Property	Value
ETL View	B1_D_CC_TYPE_VW

### Fields

Target Field	OBIEE Field	Source Field	Transformation / Calculation Logic
CC_TYPE_KEY	Customer Contact Dimension Surrogate key		<b>Transformation Logic:</b> This field is populated with the sequence from SPL_CC_TYPE_SEQ.
CC_TYPE_CD	Customer Contact Type Code	CI_CC_TYPE.CC_TYP E_CD	
CC_TYPE_DESCR	Contact Type	CI_CC_TYPE_L.DESC R	
CC_CL_CD	Customer Contact Class Code	CI_CC_CL_L.CC_CL_C D	
CC_CL_DESCR	Contact Class	CI_CC_CL_L.DESCR	
UDF1_CD	User Defined Field 1 Code		
UDF1_DESCR	User Defined Field 1 Description		
UDF2_CD	User Defined Field 2 Code		
UDF2_DESCR	User Defined Field 2 Description		
UDF3_CD	User Defined Field 3 Code		
UDF3_DESCR	User Defined Field 3 Description		
UDF4_CD	User Defined Field 4 Code		
UDF4_DESCR	User Defined Field 4 Description		
UDF5_CD	User Defined Field 5 Code		
UDF5_DESCR	User Defined Field 5 Description		

Target Field	OBIEE Field	Source Field	Transformation / Calculation Logic
DATA_SOURCE_IND	Data Source Indicator	B1_PROD_INSTANCE. DSI	<b>Transformation Logic:</b> This field is populated with the DSI value on the source product instance configuration. This table is populated as part of the initial setup and the DSI value is extracted from the environment ID of the source system (CI_INSTALLATION.ENV_ID).
UPDATE_DTTM	Update Date/Time		<b>Transformation Logic:</b> This field is populated with the updated time-stamp value.
DATA_LOAD_DTTM	Data Load Date/Time		<b>Transformation Logic:</b> This field is populated with the load timestamp value.
JOB_NBR	Job Number		<b>Transformation Logic:</b> This field is populated with the ODI job execution session number.

## Date Dimension

The Date dimension holds the date information. It is unique in the sense that it is populated by an ODI package, based on the variables configured in the package.

### Properties

Property	Value
Target Table	CD_DATE
Table Type	Dimension
SCD Type	
Source System Driver Table	
Stage Table	STG_CD_DATE
ODI Package	B1_PKG_CD_DATE
ETL View	

**Fields**

<b>Target Field</b>	<b>OBIEE Field</b>	<b>Source Field</b>	<b>Transformation / Calculation Logic</b>
DATE_KEY			
CAL_DT	Calendar Date		
DAY_NBR_IN_MONTH	Day in Calendar Month(1-31)		
DAY_NBR_IN_WEEK	Day Number in Week (1-7)		
DAY_NBR_IN_YEAR	Day Number in Year (1-366)		
WORK_DAY_IND	Work Day Indicator		
ABS_MONTH_NBR	Absolute Month Number		
CAL_MONTH_NBR	Calendar Month Number (1-12)		
MONTH_END_DT	Month End Date		
ABS_QTR_NBR	Absolute Quarter Number		
CAL_QTR_NBR	Calendar Quarter Number (1-4)		
QTR_END_DT	Quarter End Date		
ABS_WEEK_NBR	Absolute Week Number		
CAL_WEEK_NBR	Calendar Week Number (1-53)		
WEEK_END_DT	Week End Date		
CAL_YEAR	Calendar Year		
YEAR_END_DT	Year End Date		
UDF1_CD	Day of Week Code		
UDF1_DESCR	Day of Week		
UDF2_CD	Calendar Quarter Code		
UDF2_DESCR	Calendar Quarter		
UDF3_CD	Season Code		
UDF3_DESCR	Season		
UDF4_CD	Workday Code		
UDF4_DESCR	Workday		
UDF5_CD	Calendar Month Code		
UDF5_DESCR	Calendar Month		

<b>Target Field</b>	<b>OBIEE Field</b>	<b>Source Field</b>	<b>Transformation / Calculation Logic</b>
UDF6_CD	User Defined Field 6 Code		
UDF6_DESCR	User Defined Field 6 Description		
UDF7_CD	User Defined Field 7 Code		
UDF7_DESCR	User Defined Field 8 Description		
UDF8_CD	User Defined Field 8 Code		
UDF8_DESCR	User Defined Field 8 Description		
UDF9_CD	User Defined Field 9 Code		
UDF9_DESCR	User Defined Field 9 Description		
UDF10_CD	User Defined Field 10 Code		
UDF10_DESCR	User Defined Field 10 Description		
UDF11_CD	User Defined Field 11 Code		
UDF11_DESCR	User Defined Field 11 Description		
UDF12_CD	User Defined Field 12 Code		
UDF12_DESCR	User Defined Field 12 Description		
UDF13_CD	User Defined Field 13 Code		
UDF13_DESCR	User Defined Field 13 Description		
UDF14_CD	User Defined Field 14 Code		
UDF14_DESCR	User Defined Field 14 Description		
UDF15_CD	User Defined Field 15 Code		
UDF15_DESCR	User Defined Field 15 Description		

## Days of Unbilled Usage Dimension

The Days of Unbilled Usage dimension stores the age ranges indicating the number of days that a service agreement should have been actually billed for, but is not. These age ranges are configured in the source system.

### Properties

Property	Value
Target Table	CD_DAYS_UNBILLED_USG
Table Type	Dimension
SCD Type	Type 1
Source System Driver Table	F1_BKT_CONFIG
Stage Table	STG_CD_DAYS_UNBILLED_USG
ODI Package	B1_PKG_CD_DAYS_UNBILLED_USG
ETL View	B1_D_DAYS_UNBILLED_USG_VW

### Fields

Target Field	OBIEE Field	Source Field	Transformation / Calculation Logic
DAYS_UNBILLED_USG_KEY	Days of Unbilled Usage Dimension Surrogate Key		<b>Transformation Logic:</b> This field is populated with the sequence from B1_DAYS_UNBILLED_USG_SEQ.
DAYS_UNBILLED_USG_DESCR	Days of Unbilled Usage Description	F1_BKT_CONFIG_VA L.L.DESCR	
RANGE_START	Start Range	F1_BKT_CONFIG_VA L.BKT_START_RANGE	
RANGE_END	End Range	F1_BKT_CONFIG_VA L.BKT_END_RANGE	
UDF1_CD	User Defined Field 1 Code		
UDF1_DESCR	User Defined Field 1 Description		
UDF2_CD	User Defined Field 2 Code		
UDF2_DESCR	User Defined Field 2 Description		
UDF3_CD	User Defined Field 3 Code		
UDF3_DESCR	User Defined Field 3 Description		



Target Field	OBIEE Field	Source Field	Transformation / Calculation Logic
UDF4_CD	User Defined Field 4 Code		
UDF4_DESCR	User Defined Field 4 Description		
UDF5_CD	User Defined Field 5 Code		
UDF5_DESCR	User Defined Field 5 Description		
UDF6_CD	User Defined Field 6 Code		
UDF6_DESCR	User Defined Field 6 Description		
UDF7_CD	User Defined Field 7 Code		
UDF7_DESCR	User Defined Field 8 Description		
UDF8_CD	User Defined Field 8 Code		
UDF8_DESCR	User Defined Field 8 Description		
UDF9_CD	User Defined Field 9 Code		
UDF9_DESCR	User Defined Field 9 Description		
UDF10_CD	User Defined Field 10 Code		
UDF10_DESCR	User Defined Field 10 Description		
DATA_SOURCE_IND	Data Source Indicator	B1_PROD_INSTANCE. DSI	<b>Transformation Logic:</b> This field is populated with the DSI value on the source product instance configuration. This table is populated as part of the initial setup and the DSI value is extracted from the environment ID of the source system (CI_INSTALLATION.ENV_ID).

Target Field	OBIEE Field	Source Field	Transformation / Calculation Logic
DATA_LOAD_DTTM	Data Load Date/Time		<b>Transformation Logic:</b> This field is populated with the load timestamp value.
UPDATE_DTTM	Update Date/Time		<b>Transformation Logic:</b> This field is populated with the updated time-stamp value.
JOB_NBR	Job Number		<b>Transformation Logic:</b> This field is populated with the ODI job execution session number.

**Note:** The bucket dimension ELT job is configured to be initial load only. Any incremental changes to these buckets after the initial run will not be captured in the data warehouse. However, if there arises a need to reconfigure the buckets, then data should be truncated in the star schema tables and reloaded to reflect the changes. The bucket dimensions, along with the associated facts (Arrears Snapshot Fact in this case), should be truncated and reloaded.

For details about reloading the data, see the **Data Reload** section in *Oracle Utilities Analytics Administration Guide*.

## Days Since Last Frozen BS Dimension

The Days Since Last Frozen BS dimension stores the age ranges indicating the number of days since a service agreement had a frozen bill segment. These age ranges are configured in the source system.

### Properties

Property	Value
Target Table	CD_DAYS_LAST_FRZ_BS
Table Type	Dimension
SCD Type	Type 1
Source System Driver Table	F1_BKT_CONFIG
Stage Table	STG_CD_DAYS_LAST_FRZ_BS
ODI Package	B1_PKG_CD_DAYS_LAST_FRZ_BS
ETL View	B1_D_DAYS_LAST_FRZ_BS_VW

## Fields

Target Field	OBIEE Field	Source Field	Transformation / Calculation Logic
DAYS_LAST_FRZ_BS_KEY	Days Since Last Frozen Dimension Surrogate Key		<b>Transformation Logic:</b> This field is populated with the sequence from B1_DAYS_LAST_FRZ_BS_SEQ.
DAYS_LAST_FRZ_BS_DESCR	Days Since Last Frozen BS Bucket Description	F1_BKT_CONFIG_VA L.L.DESCR	
RANGE_START	Start Range	F1_BKT_CONFIG_VA L.BKT_START_RANGE	
RANGE_END	End Range	F1_BKT_CONFIG_VA L.BKT_END_RANGE	
UDF1_CD	User Defined Field 1 Code		
UDF1_DESCR	User Defined Field 1 Description		
UDF2_CD	User Defined Field 2 Code		
UDF2_DESCR	User Defined Field 2 Description		
UDF3_CD	User Defined Field 3 Code		
UDF3_DESCR	User Defined Field 3 Description		
UDF4_CD	User Defined Field 4 Code		
UDF4_DESCR	User Defined Field 4 Description		
UDF5_CD	User Defined Field 5 Code		
UDF5_DESCR	User Defined Field 5 Description		
UDF6_CD	User Defined Field 6 Code		
UDF6_DESCR	User Defined Field 6 Description		
UDF7_CD	User Defined Field 7 Code		
UDF7_DESCR	User Defined Field 8 Description		

Target Field	OBIEE Field	Source Field	Transformation / Calculation Logic
UDF8_CD	User Defined Field 8 Code		
UDF8_DESCR	User Defined Field 8 Description		
UDF9_CD	User Defined Field 9 Code		
UDF9_DESCR	User Defined Field 9 Description		
UDF10_CD	User Defined Field 10 Code		
UDF10_DESCR	User Defined Field 10 Description		
DATA_SOURCE_IND	Data Source Indicator	B1_PROD_INSTANCE. DSI	<b>Transformation Logic:</b> This field is populated with the DSI value on the source product instance configuration. This table is populated as part of the initial setup and the DSI value is extracted from the environment ID of the source system (CI_INSTALLATION.E NV_ID).
DATA_LOAD_DTTM	Data Load Date/Time		<b>Transformation Logic:</b> This field is populated with the load timestamp value.
UPDATE_DTTM	Update Date/Time		<b>Transformation Logic:</b> This field is populated with the updated time-stamp value.
JOB_NBR	Job Number		<b>Transformation Logic:</b> This field is populated with the ODI job execution session number.

**Note:** The bucket dimension ELT job is configured to be initial load only. Any incremental changes to these buckets after the initial run will not be captured in the data warehouse. However, if there arises a need to reconfigure the buckets, then data should be truncated in the star schema tables and reloaded to reflect the changes. The bucket dimensions, along with the associated facts (Arrears Snapshot Fact in this case), should be truncated and reloaded.

For details about reloading the data, see the **Data Reload** section in *Oracle Utilities Analytics Administration Guide*.

## Days to Window Closure Dimension

The Days to Window Closure dimension stores the age ranges indicating the number of days left before bill window closure. These age ranges are configured in the source system.

### Properties

Property	Value
Target Table	CD_DAYS_TO_WIN_CLS
Table Type	Dimension
SCD Type	Type 1
Source System Driver Table	F1_BKT_CONFIG
Stage Table	STG_CD_DAYS_TO_WIN_CLS
ODI Package	B1_PKG_CD_DAYS_TO_WIN_CLS
ETL View	B1_D_DAYS_TO_WIN_CLS_VW

### Fields

Target Field	OBIEE Field	Source Field	Transformation / Calculation Logic
DAYS_TO_WIN_CLS_KEY	Days to Window Closure Dimension Surrogate Key		<b>Transformation Logic:</b> This field is populated with the sequence from B1_DAYS_TO_WIN_CLS_SEQ.
DAYS_TO_WIN_CLS_DESCR	Days to Window Closure Bucket Description	F1_BKT_CONFIG_VA L.L.DESCR	
WIN_CLOSURE_STATE_CD	Window Closure State Code	F1_BKT_CONFIG.BK T_TYPE_CD	
WIN_CLOSURE_STATE_DESCR	Window Closure State Description	CI_LOOKUP_VAL_L. DESCR_OVRD  CI_LOOKUP_VAL_L. DESCR	If an override description is not available, regular description is extracted.
RANGE_START	Start Range	F1_BKT_CONFIG_VA L.BKT_START_RANG E	
RANGE_END	End Range	F1_BKT_CONFIG_VA L.BKT_END_RANGE	
UDF1_CD	User Defined Field 1 Code		
UDF1_DESCR	User Defined Field 1 Description		
UDF2_CD	User Defined Field 2 Code		

<b>Target Field</b>	<b>OBIEE Field</b>	<b>Source Field</b>	<b>Transformation / Calculation Logic</b>
UDF2_DESCR	User Defined Field 2 Description		
UDF3_CD	User Defined Field 3 Code		
UDF3_DESCR	User Defined Field 3 Description		
UDF4_CD	User Defined Field 4 Code		
UDF4_DESCR	User Defined Field 4 Description		
UDF5_CD	User Defined Field 5 Code		
UDF5_DESCR	User Defined Field 5 Description		
UDF6_CD	User Defined Field 6 Code		
UDF6_DESCR	User Defined Field 6 Description		
UDF7_CD	User Defined Field 7 Code		
UDF7_DESCR	User Defined Field 8 Description		
UDF8_CD	User Defined Field 8 Code		
UDF8_DESCR	User Defined Field 8 Description		
UDF9_CD	User Defined Field 9 Code		
UDF9_DESCR	User Defined Field 9 Description		
UDF10_CD	User Defined Field 10 Code		
UDF10_DESCR	User Defined Field 10 Description		

Target Field	OBIEE Field	Source Field	Transformation / Calculation Logic
DATA_SOURCE_IND	Data Source Indicator	B1_PROD_INSTANCE. DSI	<b>Transformation Logic:</b> This field is populated with the DSI value on the source product instance configuration. This table is populated as part of the initial setup and the DSI value is extracted from the environment ID of the source system (CI_INSTALLATION.E NV_ID).
DATA_LOAD_DTTM	Data Load Date/Time		<b>Transformation Logic:</b> This field is populated with the load timestamp value.
UPDATE_DTTM	Update Date/Time		<b>Transformation Logic:</b> This field is populated with the updated time-stamp value.
JOB_NBR	Job Number		<b>Transformation Logic:</b> This field is populated with the ODI job execution session number.

**Note:** The bucket dimension ELT job is configured to be initial load only. Any incremental changes to these buckets after the initial run will not be captured in the data warehouse. However, if there arises a need to reconfigure the buckets, then data should be truncated in the star schema tables and reloaded to reflect the changes. The bucket dimensions, along with the associated facts (SA Billing Fact in this case), should be truncated and reloaded.

For details about reloading the data, see the **Data Reload** section in *Oracle Utilities Analytics Administration Guide*.

## Fiscal Period Dimension

The Fiscal Period dimension stores the accounting periods defined in the source system.

### Properties

Property	Value
Target Table	CD_FISCAL_CAL
Table Type	Dimension
SCD Type	Type 1

Source System Driver Table	CI_CAL_PERIOD
Stage Table	STG_CD_FISCAL_CAL
ODI Package	B1_PKG_CD_FISCAL_CAL
ETL View	B1_D_FISCAL_CAL_VW

### Fields

Target Field	OBIEE Field	Source Field	
FISCAL_CAL_KEY	Fiscal Period Dimension Surrogate Key		<b>Transformation Logic:</b> This field is populated with the sequence from SPL_FISCAL_SEQ.
FISCAL_CAL_CD	Fiscal Calendar Code	CI_CAL_PERIOD.CAL ENDAR_ID	
FISCAL_CAL_DESCR	Fiscal Calendar Description	CI_CAL_GL_L.DESCR	
ABS_PERIOD_NBR	Absolute Period Number		<b>Transformation Logic:</b> This field increments the sequence for each period within the calendar code.  For example: The first period in the calendar code C1 starts with 1.
FISCAL_YEAR	Fiscal Year	CI_CAL_PERIOD.FISC AL_YEAR	
PERIOD_NBR	Fiscal Period Code	CI_CAL_PERIOD.ACC OUNTING_PERIOD	
PERIOD_DESCR	Fiscal Period Description	CI_CAL_PERIOD_L.P ERIOD_DESCR	
PERIOD_START_DT	Fiscal Period Start Date	CI_CAL_PERIOD.BEG IN_DT	
PERIOD_END_DT	Fiscal Period End Date	CI_CAL_PERIOD.END _DT	
UDF1_CD	Fiscal Quarter Number Code		
UDF1_DESCR	Fiscal Quarter Number Description		
UDF2_CD	Fiscal Quarter Code		
UDF2_DESCR	Fiscal Quarter Description		
UDF3_CD	User Defined Field 3 Code		



Target Field	OBIEE Field	Source Field	
UDF3_DESCR	User Defined Field 3 Description		
UDF4_CD	User Defined Field 4 Code		
UDF4_DESCR	User Defined Field 4 Description		
UDF5_CD	User Defined Field 5 Code		
UDF5_DESCR	User Defined Field 5 Description		
DATA_SOURCE_IND	Data Source Indicator	B1_PROD_INSTANCE. DSI	<b>Transformation Logic:</b> This field is populated with the DSI value on the source product instance configuration. This table is populated as part of the initial setup and the DSI value is extracted from the environment ID of the source system (CI_INSTALLATION_ENV_ID).
DATA_LOAD_DTTM	Data Load Date/Time		<b>Transformation Logic:</b> This field is populated with the load timestamp value.
UPDATE_DTTM	Update Date/Time		<b>Transformation Logic:</b> This field is populated with the updated time-stamp value.
JOB_NBR	Job Number		<b>Transformation Logic:</b> This field is populated with the ODI job execution session number.

## Financial Transaction Type Dimension

The Financial Transaction Type dimension stores the financial transaction types defined in a standard lookup in the source system.

### Properties

Property	Value
Target Table	CD_FT_TYPE
Table Type	Dimension
SCD Type	Type 1
Source System Driver Table	CI_LOOKUP_VAL_L
Stage Table	STG_CD_FT_TYPE
ODI Package	B1_PKG_CD_FT_TYPE
ETL View	B1_D_FT_TYPE_VW

### Fields

Target Field	OBIEE Field	Source Field	Transformation / Calculation Logic
FT_TYPE_KEY	FT Type Dimension Surrogate Key		<b>Transformation Logic:</b> This field is populated with the sequence from SPL_FT_TYPE_SEQ.
FT_TYPE_CD	FT Type Code	CI_LOOKUP_VAL_L.FIELD_VALUE	
FT_TYPE_DESCR	Description	CI_LOOKUP_VAL_L.DESCR  CI_LOOKUP_VAL_L.DESCR_OVRD	If an override description is not available, regular description is extracted.
DATA_SOURCE_IND	Data Source Indicator	B1_PROD_INSTANCE.DSI	<b>Transformation Logic:</b> This field is populated with the DSI value on the source product instance configuration. This table is populated as part of the initial setup and the DSI value is extracted from the environment ID of the source system (CI_INSTALLATION_ENV_ID).
DATA_LOAD_DTTM	Data Load Date/Time		<b>Transformation Logic:</b> This field is populated with the load timestamp value.

Target Field	OBIEE Field	Source Field	Transformation / Calculation Logic
UPDATE_DT_TM	Update Date/Time		
JOB_NBR	Job Number		<b>Transformation Logic:</b> This field is populated with the ODI job execution session number.

## General Ledger Dimension

The General Ledger dimension stores the general ledger account details.

### Properties

Property	Value
Target Table	CD_GL_ACCT
Table Type	Dimension
SCD Type	Type 1
Source System Driver Table	CI_FT_GL
Stage Table	STG_CD_GL_ACCT
ODI Package	B1_PKG_CD_GL_ACCT
ETL View	B1_D_GL_ACCT_VW

### Fields

Target Field	OBIEE Field	Source Field	Transformation / Calculation Logic
GL_ACCT_KEY	GL Account Dimension Surrogate Key		<b>Transformation Logic:</b> This field is populated with the sequence from SPL_GL_ACCT_SEQ.
SRC_GL_ACCT_ID	General Ledger Account ID (Natural Key)	CI_FT_GL.GL_ACCT	<b>Transformation Logic:</b> This field fetches the distinct non-blank general ledger accounts and trims any extra spaces.
UDF1_CD	User Defined Field 1 Code		
UDF1_DESCR	User Defined Field 1 Description		
UDF2_CD	User Defined Field 2 Code		

<b>Target Field</b>	<b>OBIEE Field</b>	<b>Source Field</b>	<b>Transformation / Calculation Logic</b>
UDF2_DESCR	User Defined Field 2 Description		
UDF3_CD	User Defined Field 3 Code		
UDF3_DESCR	User Defined Field 3 Description		
UDF4_CD	User Defined Field 4 Code		
UDF4_DESCR	User Defined Field 4 Description		
UDF5_CD	User Defined Field 5 Code		
UDF5_DESCR	User Defined Field 5 Description		
UDF6_CD	User Defined Field 6 Code		
UDF6_DESCR	User Defined Field 6 Description		
UDF7_CD	User Defined Field 7 Code		
UDF7_DESCR	User Defined Field 7 Description		
UDF8_CD	User Defined Field 8 Code		
UDF8_DESCR	User Defined Field 8 Description		
UDF9_CD	User Defined Field 9 Code		
UDF9_DESCR	User Defined Field 9 Description		
UDF10_CD	User Defined Field 10 Code		
UDF10_DESCR	User Defined Field 10 Description		
UDF11_CD	User Defined Field 11 Code		
UDF11_DESCR	User Defined Field 11 Description		
UDF12_CD	User Defined Field 12 Code		

Target Field	OBIEE Field	Source Field	Transformation / Calculation Logic
UDF12_DESCR	User Defined Field 12 Description		
UDF13_CD	User Defined Field 13 Code		
UDF13_DESCR	User Defined Field 13 Description		
UDF14_CD	User Defined Field 14 Code		
UDF14_DESCR	User Defined Field 14 Description		
UDF15_CD	User Defined Field 15 Code		
UDF15_DESCR	User Defined Field 15 Description		
DATA_SOURCE_IND	Data Source Indicator	B1_PROD_INSTANCE. DSI	<b>Transformation Logic:</b> This field is populated with the DSI value on the source product instance configuration. This table is populated as part of the initial setup and the DSI value is extracted from the environment ID of the source system (CI_INSTALLATION_ENV_ID).
DATA_LOAD_DTTM	Data Load Date/Time		<b>Transformation Logic:</b> This field is populated with the load timestamp value.
UPDATE_DTTM	Update Date/Time		<b>Transformation Logic:</b> This field is populated with the updated timestamp value.
JOB_NBR	Job Number		<b>Transformation Logic:</b> This field is populated with the ODI job execution session number.

## Installments Count Dimension

The Installments Count dimension stores the age ranges indicating the installment counts for payment arrangements. These age ranges are configured in the source system.

### Properties

Property	Value
Target Table	CD_INSTALLMENT_CNT
Table Type	Dimension
SCD Type	Type 1
Source System Driver Table	F1_BKT_CONFIG
Stage Table	STG_CD_INSTALLMENT_CNT
ODI Package	B1_PKG_CD_INSTALLMENT_CNT
ETL View	B1_D_INSTALLMENT_CNT_VW

### Fields

Target Field	OBIEE Field	Source Field	Transformation / Calculation Logic
INSTALLMENT_CNT_KEY	Installments Count Dimension Surrogate Key		<b>Transformation Logic:</b> This field is populated with the sequence from B1_INSTALLMENT_CNT_SEQ.
INSTALLMENT_CNT_DESCR	Installments Count Description	F1_BKT_CONFIG_VA L.L.DESCR  F1_BKT_CONFIG.BK T_TYPE_CD	
RANGE_START	Start Range	F1_BKT_CONFIG_VA L.BKT_START_RANG E	
RANGE_END	End Range	F1_BKT_CONFIG_VA L.BKT_END_RANGE	
UDF1_CD	User Defined Field 1 Code		
UDF1_DESCR	User Defined Field 1 Description		
UDF2_CD	User Defined Field 2 Code		
UDF2_DESCR	User Defined Field 2 Description		
UDF3_CD	User Defined Field 3 Code		

Target Field	OBIEE Field	Source Field	Transformation / Calculation Logic
UDF3_DESCR	User Defined Field 3 Description		
UDF4_CD	User Defined Field 4 Code		
UDF4_DESCR	User Defined Field 4 Description		
UDF5_CD	User Defined Field 5 Code		
UDF5_DESCR	User Defined Field 5 Description		
UDF6_CD	User Defined Field 6 Code		
UDF6_DESCR	User Defined Field 6 Description		
UDF7_CD	User Defined Field 7 Code		
UDF7_DESCR	User Defined Field 7 Description		
UDF8_CD	User Defined Field 8 Code		
UDF8_DESCR	User Defined Field 8 Description		
UDF9_CD	User Defined Field 9 Code		
UDF9_DESCR	User Defined Field 9 Description		
UDF10_CD	User Defined Field 10 Code		
UDF10_DESCR	User Defined Field 10 Description		
DATA_SOURCE_IND	Data Source Indicator	B1_PROD_INSTANCE. DSI	<b>Transformation Logic:</b> This field is populated with the DSI value on the source product instance configuration. This table is populated as part of the initial setup and the DSI value is extracted from the environment ID of the source system (CI_INSTALLATION.E NV_ID).

Target Field	OBIEE Field	Source Field	Transformation / Calculation Logic
DATA_LOAD_DTTM	Data Load Date/Time		<b>Transformation Logic:</b> This field is populated with the load timestamp value.
UPDATE_DTTM	Update Date/Time		<b>Transformation Logic:</b> This field is populated with the updated time-stamp value.
JOB_NBR	Job Number		<b>Transformation Logic:</b> This field is populated with the ODI job execution session number.

**Note:** The bucket dimension ELT job is configured to be initial load only. Any incremental changes to these buckets after the initial run are not captured in the data warehouse. However, if there arises a need to reconfigure the buckets, then data should be truncated in the star schema tables and reloaded to reflect the changes. The bucket dimensions, along with the associated facts (Payment Arrangement Accumulation/ Snapshot Facts in this case), should be truncated and reloaded.

For details about reloading the data, see the **Data Reload** section in *Oracle Utilities Analytics Administration Guide*.

## Measurement Type Dimension

The Measurement Type dimension stores the type of usage (scalar, interval, both, or N/A) for the bill segment.

### Properties

Property	Value
Target Table	CD_MSRMT_TYPE
Table Type	Dimension
SCD Type	Type 1
Source System Driver Table	CI_LOOKUP_VAL_L
Stage Table	STG_CD_MSRMT_TYPE
ODI Package	B1_PKG_CD_MSRMT_TYPE
ETL View	B1_MSRMT_TYPE_SEQ



## Fields

Target Field	OBIEE Field	Source Field	Transformation / Calculation Logic
MSRMT_TYPE_KEY	Measurement Type Dimension Surrogate Key		<b>Transformation Logic:</b> This field is populated with the sequence from B1_MSRMT_TYPE_SEQ.
MSRMT_TYPE_CD	Measurement Type Code	CI_LOOKUP_VAL_L.F IELD_VALUE	
MSRMT_TYPE_DESCR	Description	CI_LOOKUP_VAL_L. DESCR_OVRD  CI_LOOKUP_VAL_L. DESCR	If an override description is not available, regular description is extracted.
UDF1_CD	User Defined Field 1 Code		
UDF1_DESCR	User Defined Field 1 Description		
UDF2_CD	User Defined Field 2 Code		
UDF2_DESCR	User Defined Field 2 Description		
UDF3_CD	User Defined Field 3 Code		
UDF3_DESCR	User Defined Field 3 Description		
UDF4_CD	User Defined Field 4 Code		
UDF4_DESCR	User Defined Field 4 Description		
UDF5_CD	User Defined Field 5 Code		
UDF5_DESCR	User Defined Field 5 Description		
UDF6_CD	User Defined Field 6 Code		
UDF6_DESCR	User Defined Field 6 Description		
UDF7_CD	User Defined Field 7 Code		
UDF7_DESCR	User Defined Field 7 Description		

Target Field	OBIEE Field	Source Field	Transformation / Calculation Logic
UDF8_CD	User Defined Field 8 Code		
UDF8_DESCR	User Defined Field 8 Description		
UDF9_CD	User Defined Field 9 Code		
UDF9_DESCR	User Defined Field 9 Description		
UDF10_CD	User Defined Field 10 Code		
UDF10_DESCR	User Defined Field 10 Description		
DATA_SOURCE_IND	Data Source Indicator	B1_PROD_INSTANCE. DSI	<b>Transformation Logic:</b> This field is populated with the DSI value on the source product instance configuration. This table is populated as part of the initial setup and the DSI value is extracted from the environment ID of the source system (CI_INSTALLATION_ENV_ID).
DATA_LOAD_DTTM	Data Load Date/Time		<b>Transformation Logic:</b> This field is populated with the load timestamp value.
UPDATE_DTTM	Update Date/Time		<b>Transformation Logic:</b> This field is populated with the updated timestamp value.
JOB_NBR	Job Number		This field is populated with the ODI job execution session number.

## Order Cancel Reason Dimension

The Order Cancel Reason dimension stores the possible reasons for an order cancellation.

### Properties

Property	Value
Target Table	CD_ORDER_CAN_RSN
Table Type	Dimension
SCD Type	Type 1
Source System Driver Table	CI_ENRL_CAN_RSN_L
Stage Table	STG_CD_ORDER_CAN_RSN
ODI Package	B1_PKG_CD_ORDER_CAN_RSN
ETL View	B1_D_ORDER_CAN_RSN_VW

### Fields

Target Field	OBIEE Field	Source Field	Transformation / Calculation Logic
ORDER_CAN_RSN_KEY	Order Cancel Reason Dimension Surrogate Key		<b>Transformation Logic:</b> This field is populated with the sequence from SPL_ORDER_CAN_RSN_SEQ.
ORDER_CAN_RSN_CD	Order Cancel Reason Code	CI_ENRL_CAN_RSN_L.ENRL_CAN_RSN_CD	
ORDER_CAN_RSN_DESCR	Description	CI_ENRL_CAN_RSN_L.DESCR	
UDF1_CD	User Defined Field 1 Code		
UDF1_DESCR	User Defined Field 1 Description		
UDF2_CD	User Defined Field 2 Code		
UDF2_DESCR	User Defined Field 2 Description		
UDF3_CD	User Defined Field 3 Code		
UDF3_DESCR	User Defined Field 3 Description		
UDF4_CD	User Defined Field 4 Code		

Target Field	OBIEE Field	Source Field	Transformation / Calculation Logic
UDF4_DESCR	User Defined Field 4 Description		
UDF5_CD	User Defined Field 5 Code		
UDF5_DESCR	User Defined Field 5 Description		
DATA_SOURCE_IND	Data Source Indicator	B1_PROD_INSTANCE. DSI	<b>Transformation Logic:</b> This field is populated with the DSI value on the source product instance configuration. This table is populated as part of the initial setup and the DSI value is extracted from the environment ID of the source system (CI_INSTALLATION.E NV_ID).
DATA_LOAD_DTTM	Data Load Date/Time		<b>Transformation Logic:</b> This field is populated with the load timestamp value.
UPDATE_DTTM	Update Date/Time		<b>Transformation Logic:</b> This field is populated with the updated time-stamp value.
JOB_NBR	Job Number		<b>Transformation Logic:</b> This field is populated with the ODI job execution session number.

## Order Status Dimension

The Order Status dimension stores the possible states of an enrollment order.

### Properties

Property	Value
Target Table	CD_ORDER_STATUS
Table Type	Dimension
SCD Type	Type 1
Source System Driver Table	CI_LOOKUP_VAL_L
Stage Table	STG_CD_ORDER_STATUS

Property	Value
ODI Package	B1_PKG_CD_ORDER_STATUS
ETL View	B1_D_ORDER_STATUS_VW

### Fields

Target Field	OBIEE Field	Source Field	Transformation / Calculation Logic
ORDER_STATUS_KEY	Order Status Dimension Surrogate Key		<b>Transformation Logic:</b> This field populates the sequence from SPL_ORDER_STATUS_SEQ.
ORDER_STATUS_CD	Order Status Code	CI_LOOKUP_VAL_L.F IELD_VALUE	
ORDER_STATUS_DESCR	Description	CI_LOOKUP_VAL_L. DESCR  CI_LOOKUP_VAL_L. DESCR_OVRD	If an override description is not available, regular description is extracted.
DATA_SOURCE_IND	Data Source Indicator	B1_PROD_INSTANCE. DSI	<b>Transformation Logic:</b> This field is populated with the DSI value on the source product instance configuration. This table is populated as part of the initial setup and the DSI value is extracted from the environment ID of the source system (CI_INSTALLATION.ENV_ID).
DATA_LOAD_DTTM	Data Load Date/Time		<b>Transformation Logic:</b> This field is populated with the load timestamp value.
UPDATE_DTTM	Update Date/Time		<b>Transformation Logic:</b> This field is populated with the updated timestamp value.
JOB_NBR	Job Number		<b>Transformation Logic:</b> This field is populated with the ODI job execution session number.

## Package Dimension

The Package dimension stores information about the goods and services offered to a customer or a prospect.

### Properties

Property	Value
Target Table	CD_PKG
Table Type	Dimension
SCD Type	Type 2
Source System Driver Table	CI_PKG_L
Stage Table	STG_CD_PKG
ODI Package	B1_PKG_CD_PKG
ETL View	B1_D_PKG_VW

### Fields

Target Field	OBIEE Field	Source Field	Transformation / Calculation Logic
PKG_KEY	Package Dimension Surrogate Key		<b>Transformation Logic:</b> This field is populated with the sequence from SPL_PKG_SEQ.
PKG_CD	Package Code	CI_PKG_L.PACKAGE_ID	
PKG_DESCR	Description	CI_PKG_L.DESCR	<b>Transformation Logic:</b> This field's description is based on CI_PKG_L.PACKAGE_ID.
UDF1_CD	User Defined Field 1 Code		
UDF1_DESCR	User Defined Field 1 Description		
UDF2_CD	User Defined Field 2 Code		
UDF2_DESCR	User Defined Field 2 Description		
UDF3_CD	User Defined Field 3 Code		
UDF3_DESCR	User Defined Field 3 Description		
UDF4_CD	User Defined Field 4 Code		

Target Field	OBIEE Field	Source Field	Transformation / Calculation Logic
UDF4_DESCR	User Defined Field 4 Description		
UDF5_CD	User Defined Field 5 Code		
UDF5_DESCR	User Defined Field 5 Description		
DATA_SOURCE_IND	Data Source Indicator	B1_PROD_INSTANCE.DSI	<b>Transformation Logic:</b> This field is populated with the DSI value on the source product instance configuration. This table is populated as part of the initial setup and the DSI value is extracted from the environment ID of the source system (CI_INSTALLATION_ENV_ID).
EFF_START_DTTM	Effective Start Date/Time		
EFF_END_DTTM	Effective End Date/Time		
DATA_LOAD_DTTM	Data Load Date/Time		<b>Transformation Logic:</b> This field is populated with the load timestamp value.
JOB_NBR	Job Number		<b>Transformation Logic:</b> This field is populated with the ODI job execution session number.

## Pay Method Dimension

The Pay Method dimension stores various methods of payment.

### Properties

Property	Value
Target Table	CD_PAY_METHOD
Table Type	Dimension
SCD Type	Type 1
Source System Driver Table	CI_PAY_METH

Property	Value
Stage Table	STG_CD_PAY_METHOD
ODI Package	B1_PKG_CD_PAY_METHOD
ETL View	B1_D_PAY_METHOD_VW

### Fields

Target Field	OBIEE Field	Source Field	Transformation / Calculation Logic
PAY_METHOD_KEY	Pay Method Dimension Surrogate Key		<b>Transformation Logic:</b> This field is populated with the sequence from B1_PAY_METH_SEQ.
PAY_METHOD_CD	Pay Method Code	CI_PAY_METH.PAY_METH_CD	
PAY_METHOD_DESCR	Description	CI_PAY_METH.L.DESCR	
APAY_IND	Auto Pay Indicator	CI_PAY_METH.APAY_SW	
UDF1_CD	User Defined Field 1 Code		
UDF1_DESCR	User Defined Field 1 Description		
UDF2_CD	User Defined Field 2 Code		
UDF2_DESCR	User Defined Field 2 Description		
UDF3_CD	User Defined Field 3 Code		
UDF3_DESCR	User Defined Field 3 Description		
UDF4_CD	User Defined Field 4 Code		
UDF4_DESCR	User Defined Field 4 Description		
UDF5_CD	User Defined Field 5 Code		
UDF5_DESCR	User Defined Field 5 Description		
UDF6_CD	User Defined Field 6 Code		
UDF6_DESCR	User Defined Field 6 Description		



Target Field	OBIEE Field	Source Field	Transformation / Calculation Logic
UDF7_CD	User Defined Field 7 Code		
UDF7_DESCR	User Defined Field 7 Description		
UDF8_CD	User Defined Field 8 Code		
UDF8_DESCR	User Defined Field 8 Description		
UDF9_CD	User Defined Field 9 Code		
UDF9_DESCR	User Defined Field 9 Description		
UDF10_CD	User Defined Field 10 Code		
UDF10_DESCR	User Defined Field 10 Description		
DATA_SOURCE_IND	Data Source Indicator	B1_PROD_INSTANCE. DSI	<b>Transformation Logic:</b> This field is populated with the DSI value on the source product instance configuration. This table is populated as part of the initial setup and the DSI value is extracted from the environment ID of the source system (CI_INSTALLATION.ENV_ID).
UPDATE_DTTM	Update Date/Time		<b>Transformation Logic:</b> This field is populated with the updated time-stamp value.
DATA_LOAD_DTTM	Data Load Date/Time		<b>Transformation Logic:</b> This field is populated with the load timestamp value.
JOB_NBR	Job Number		<b>Transformation Logic:</b> This field is populated with the ODI job execution session number.

## Pay Plan Status Dimension

The Pay Plan Status dimension stores all possible statuses of a pay plan.

### Properties

Property	Value
Target Table	CD_PAY_PLAN_STATUS
Table Type	Dimension
SCD Type	Type 1
Source System Driver Table	CI_LOOKUP_VAL_L
Stage Table	STG_CD_PAY_PLAN_STATUS
ODI Package	B1_PKG_CD_PAY_PLAN_STATUS
ETL View	B1_D_PAY_PLAN_STATUS_VW

### Fields

Target Field	OBIEE Field	Source Field	Transformation / Calculation Logic
PAY_PLAN_STATUS_KEY	Pay Plan Status Dimension Surrogate Key		<b>Transformation Logic:</b> This field is populated with the sequence from B1_PAY_PLAN_STATU S_SEQ.
PAY_PLAN_STATUS_CD	Pay Plan Status Code	CI_LOOKUP_VAL_L. FIELD_VALUE	
PAY_PLAN_STATUS_DESCR	Description	CI_LOOKUP_VAL_L. DESCR_OVRD  CI_LOOKUP_VAL_L. DESCR	If an override description is not available, regular description is extracted.
UDF1_CD	User Defined Field 1 Code		
UDF1_DESCR	User Defined Field 1 Description		
UDF2_CD	User Defined Field 2 Code		
UDF2_DESCR	User Defined Field 2 Description		
UDF3_CD	User Defined Field 3 Code		
UDF3_DESCR	User Defined Field 3 Description		
UDF4_CD	User Defined Field 4 Code		

Target Field	OBIEE Field	Source Field	Transformation / Calculation Logic
UDF4_DESCR	User Defined Field 4 Description		
UDF5_CD	User Defined Field 5 Code		
UDF5_DESCR	User Defined Field 5 Description		
UDF6_CD	User Defined Field 6 Code		
UDF6_DESCR	User Defined Field 6 Description		
UDF7_CD	User Defined Field 7 Code		
UDF7_DESCR	User Defined Field 8 Description		
UDF8_CD	User Defined Field 8 Code		
UDF8_DESCR	User Defined Field 8 Description		
UDF9_CD	User Defined Field 9 Code		
UDF9_DESCR	User Defined Field 9 Description		
UDF10_CD	User Defined Field 10 Code		
UDF10_DESCR	User Defined Field 10 Description		
DATA_SOURCE_IND	Data Source Indicator	B1_PROD_INSTANCE. DSI	<b>Transformation Logic:</b> This field is populated with the DSI value on the source product instance configuration. This table is populated as part of the initial setup and the DSI value is extracted from the environment ID of the source system (CI_INSTALLATION.ENV_ID).
UPDATE_DTTM	Update Date/Time		<b>Transformation Logic:</b> This field is populated with the updated time-stamp value.

Target Field	OBIEE Field	Source Field	Transformation / Calculation Logic
DATA_LOAD_DTTM	Data Load Date/Time		<b>Transformation Logic:</b> This field is populated with the load timestamp value.
JOB_NBR	Job Number		<b>Transformation Logic:</b> This field is populated with the ODI job execution session number.

## Pay Plan Type Dimension

The Pay Plan Type dimension stores the information about types of pay plans and their respective debt class.

### Properties

Property	Value
Target Table	CD_PAY_PLAN_TYPE
Table Type	Dimension
SCD Type	Type 1
Source System Driver Table	CI_PP_TYPE
Stage Table	STG_CD_PAY_PLAN_TYPE
ODI Package	B1_PKG_CD_PAY_PLAN_TYPE
ETL View	B1_D_PAY_PLAN_TYPE_VW

### Fields

Target Field	OBIEE Field	Source Field	Transformation / Calculation Logic
PAY_PLAN_TYPE_KEY	Pay Plan Type Dimension Surrogate Key		<b>Transformation Logic:</b> This field populates the sequence from B1_PAY_PLAN_TYPE_SEQ.
PAY_PLAN_TYPE_CD	Pay Plan Type Code	CI_PP_TYPE.PP_TYPE_CD	
PAY_PLAN_TYPE_DESCR	Description	CI_PP_TYPE_L.DESCR	
DEBT_CL_CD	Debt class Code	CI_PP_TYPE.DEBT_CL_CD	

<b>Target Field</b>	<b>OBIEE Field</b>	<b>Source Field</b>	<b>Transformation / Calculation Logic</b>
DEBT_CL_DESCR	Debt Class Description	CI_DEBT_CL_L. DESCR	
UDF1_CD	User Defined Field 1 Code		
UDF1_DESCR	User Defined Field 1 Description		
UDF2_CD	User Defined Field 2 Code		
UDF2_DESCR	User Defined Field 2 Description		
UDF3_CD	User Defined Field 3 Code		
UDF3_DESCR	User Defined Field 3 Description		
UDF4_CD	User Defined Field 4 Code		
UDF4_DESCR	User Defined Field 4 Description		
UDF5_CD	User Defined Field 5 Code		
UDF5_DESCR	User Defined Field 5 Description		
UDF6_CD	User Defined Field 6 Code		
UDF6_DESCR	User Defined Field 6 Description		
UDF7_CD	User Defined Field 7 Code		
UDF7_DESCR	User Defined Field 8 Description		
UDF8_CD	User Defined Field 8 Code		
UDF8_DESCR	User Defined Field 8 Description		
UDF9_CD	User Defined Field 9 Code		
UDF9_DESCR	User Defined Field 9 Description		
UDF10_CD	User Defined Field 10 Code		

Target Field	OBIEE Field	Source Field	Transformation / Calculation Logic
UDF10_DESCR	User Defined Field 10 Description		
DATA_SOURCE_IND	Data Source Indicator	B1_PROD_INSTANCE. DSI	<b>Transformation Logic:</b> This field is populated with the DSI value on the source product instance configuration. This table is populated as part of the initial setup and the DSI value is extracted from the environment ID of the source system (CI_INSTALLATION.E NV_ID).
UPDATE_DTTM	Update Date/Time		<b>Transformation Logic:</b> This field is populated with the updated time-stamp value.
DATA_LOAD_DTTM	Data Load Date/Time		<b>Transformation Logic:</b> This field is populated with the load timestamp value.
JOB_NBR	Job Number		<b>Transformation Logic:</b> This field is populated with the ODI job execution session number.

## Payment Arrangement Status Dimension

The Payment Arrangement Status dimension stores various possible states of a payment arrangement.

### Properties

Property	Value
Target Table	CD_PA_STATUS
Table Type	Dimension
SCD Type	Type 1
Source System Driver Table	CI_LOOKUP_VAL_L
Stage Table	STG_CD_PA_STATUS
ODI Package	B1_PKG_CD_PA_STATUS
ETL View	B1_D_PA_STATUS_VW

## Fields

Target Field	OBIEE Field	Source Field	Transformation / Calculation Logic
PA_STATUS_KEY	Payment Arrangement Status Dimension Surrogate Key		<b>Transformation Logic:</b> This field is populated by the sequence from B1_PA_STATUS_SEQ.
PA_STATUS_CD	Payment Arrangement Status Code	CI_LOOKUP_VAL_L.FIELD_VALUE	
PA_STATUS_DESCR	Payment Arrangement Status Description	CI_LOOKUP_VAL_L.DESCR_OVRD  CI_LOOKUP_VAL_L.DESCR	If an override description is not available, regular description is extracted.
UDF1_CD	User Defined Field 1 Code		
UDF1_DESCR	User Defined Field 1 Description		
UDF2_CD	User Defined Field 2 Code		
UDF2_DESCR	User Defined Field 2 Description		
UDF3_CD	User Defined Field 3 Code		
UDF3_DESCR	User Defined Field 3 Description		
UDF4_CD	User Defined Field 4 Code		
UDF4_DESCR	User Defined Field 4 Description		
UDF5_CD	User Defined Field 5 Code		
UDF5_DESCR	User Defined Field 5 Description		
UDF6_CD	User Defined Field 6 Code		
UDF6_DESCR	User Defined Field 6 Description		
UDF7_CD	User Defined Field 7 Code		
UDF7_DESCR	User Defined Field 8 Description		

Target Field	OBIEE Field	Source Field	Transformation / Calculation Logic
UDF8_CD	User Defined Field 8 Code		
UDF8_DESCR	User Defined Field 8 Description		
UDF9_CD	User Defined Field 9 Code		
UDF9_DESCR	User Defined Field 9 Description		
UDF10_CD	User Defined Field 10 Code		
UDF10_DESCR	User Defined Field 10 Description		
DATA_SOURCE_IND	Data Source Indicator	B1_PROD_INSTANCE. DSI	<b>Transformation Logic:</b> This field is populated with the DSI value on the source product instance configuration. This table is populated as part of the initial setup and the DSI value is extracted from the environment ID of the source system (CI_INSTALLATION_ENV_ID).
UPDATE_DTTM	Update Date/Time		<b>Transformation Logic:</b> This field is populated with the updated time-stamp value.
DATA_LOAD_DTTM	Data Load Date/Time		<b>Transformation Logic:</b> This field is populated with the load timestamp value.
JOB_NBR	Job Number		<b>Transformation Logic:</b> This field is populated with the ODI job execution session number.



## Payment Cancel Reason Dimension

The Payment Cancel Reason dimension stores various possible reasons for payment cancellation.

### Properties

Property	Value
Target Table	CD_PAY_CAN_RSN
Table Type	Dimension
SCD Type	Type 1
Source System Driver Table	CI_PAY_CAN_RSN
Stage Table	STG_CD_PAY_CAN_RSN
ODI Package	B1_PKG_CD_PAY_CAN_RSN
ETL View	B1_D_PAY_CAN_RSN_VW

### Fields

Target Field	OBIEE Field	Source Field	Transformation / Calculation Logic
PAY_CAN_RSN_KEY	Payment Cancel Reason Surrogate Key		<b>Transformation Logic:</b> This field is populated with the sequence from SPL_PAY_CAN_RSN_SEQ.
PAY_CAN_RSN_CD	Payment Cancel Reason Code	CI_PAY_CAN_RSN.CAN_RSN_CD	
PAY_CAN_RSN_DESCR	Description	CI_PAY_CAN_RSN.L_DESCR	
UDF1_CD	NSF Charge Flag Code	CI_PAY_CAN_RSN.NSF_CHARGE_SW	
UDF1_DESCR	NSF Charge Flag	CI_MSG_L.MESSAGE_TEXT_OVRD CI_MSG_L.MESSAGE_TEXT	<b>Transformation Logic:</b> This field is retrieved based on the NSF charge switch CI_PAY_CAN_RSN.NSF_CHARGE_SW.
UDF2_CD	User Defined Field 2 Code		
UDF2_DESCR	User Defined Field 2 Description		
UDF3_CD	User Defined Field 3 Code		
UDF3_DESCR	User Defined Field 3 Description		

Target Field	OBIEE Field	Source Field	Transformation / Calculation Logic
UDF4_CD	User Defined Field 4 Code		
UDF4_DESCR	User Defined Field 4 Description		
UDF5_CD	User Defined Field 5 Code		
UDF5_DESCR	User Defined Field 5 Description		
UDF6_CD	User Defined Field 6 Code		
UDF6_DESCR	User Defined Field 6 Description		
DATA_SOURCE_IND	Data Source Indicator	B1_PROD_INSTANCE. DSI	<b>Transformation Logic:</b> This field is populated with the DSI value on the source product instance configuration. This table is populated as part of the initial setup and the DSI value is extracted from the environment ID of the source system (CI_INSTALLATION_ENV_ID).
UPDATE_DTTM	Update Date/Time		<b>Transformation Logic:</b> This field is populated with the updated time-stamp value.
DATA_LOAD_DTTM	Data Load Date/Time		<b>Transformation Logic:</b> This field is populated with the load timestamp value.
JOB_NBR	Job Number		<b>Transformation Logic:</b> This field is populated with the ODI job execution session number.

## Rate Dimension

The Rate dimension stores the rate component information from the source system.

### Properties

Property	Value
Target Table	CD_RATE
Table Type	Dimension
SCD Type	Type 2
Source System Driver Table	CI_RS
Stage Table	STG_CD_RATE
ODI Package	B1_PKG_CD_RATE
ETL View	B1_D_RATE_VW

### Fields

Target Field	OBIEE Field	Source Field	Transformation / Calculation Logic
RATE_KEY	Rate Dimension Surrogate Key		<b>Transformation Logic:</b> This field is populated with the sequence from SPL_RATE_SEQ.
RATE_SCHED_CD	Rate Code	CI_RS.RS_CD	
RATE_SCHED_DESCR	Rate Code Description	CI_RS_L.DESCR	
UDF1_CD	Service Type Code	CI_RS.SVC_TYPE_CD	
UDF1_DESCR	Service Type Description	CI_SVC_TYP_L.DESCR	
UDF2_CD	Frequency Code	CI_RS.FREQ_CD	
UDF2_DESCR	Frequency Description	CI_FREQ_L.DESCR	
UDF3_CD	User Defined Field 3 Code		
UDF3_DESCR	User Defined Field 3 Description		
UDF4_CD	User Defined Field 4 Code		
UDF4_DESCR	User Defined Field 4 Description		
UDF5_CD	User Defined Field 5 Code		
UDF5_DESCR	User Defined Field 5 Description		

Target Field	OBIEE Field	Source Field	Transformation / Calculation Logic
UDF6_CD	User Defined Field 6 Code		
UDF6_DESCR	User Defined Field 6 Description		
UDF7_CD	User Defined Field 7 Code		
UDF7_DESCR	User Defined Field 8 Description		
DATA_SOURCE_IND	Data Source Indicator	B1_PROD_INSTANCE. DSI	<b>Transformation Logic:</b> This field is populated with the DSI value on the source product instance configuration. This table is populated as part of the initial setup and the DSI value is extracted from the environment ID of the source system (CI_INSTALLATION_ENV_ID).
EFF_START_DTTM	Effective Start Date/Time		
EFF_END_DTTM	Effective End Date/Time		
DATA_LOAD_DTTM	Data Load Date/Time		<b>Transformation Logic:</b> This field is populated with the load timestamp value.
JOB_NBR	Job Number		<b>Transformation Logic:</b> This field is populated with the ODI job execution session number.

## Recurring Charge Amounts Dimension

The Recurring Charge Amounts dimension stores the age ranges indicating the recurring charge amount ranges of payment arrangement. These age ranges are configured in the source system.

### Properties

Property	Value
Target Table	CD_REC_CHARGE_AMOUNT
Table Type	Dimension

Property	Value
SCD Type	Type 1
Source System Driver Table	F1_BKT_CONFIG
Stage Table	STG_CD_REC_CHARGE_AMOUNT
ODI Package	B1_PKG_CD_REC_CHARGE_AMOUNT
ETL View	B1_D_REC_CHARGE_AMOUNT_VW

### Fields

Target Field	OBIEE Field	Source Field	Transformation / Calculation Logic
REC_CHARGE_AMO UNT_KEY	Recurring Charge Amount Dimension Surrogate Key		<b>Transformation Logic:</b> This field is populated with the sequence from B1_REC_CHARGE_A MOUNT_SEQ.
REC_CHARGE_AMO UNT_DESCR	Recurring Charge Amount Description	F1_BKT_CONFIG_VA L.L.DESCR  F1_BKT_CONFIG.BK T_TYPE_CD	
RANGE_START	Start Range	F1_BKT_CONFIG_VA L.BKT_START_RANG E	
RANGE_END	End Range	F1_BKT_CONFIG_VA L.BKT_END_RANGE	
UDF1_CD	User Defined Field 1 Code		
UDF1_DESCR	User Defined Field 1 Description		
UDF2_CD	User Defined Field 2 Code		
UDF2_DESCR	User Defined Field 2 Description		
UDF3_CD	User Defined Field 3 Code		
UDF3_DESCR	User Defined Field 3 Description		
UDF4_CD	User Defined Field 4 Code		
UDF4_DESCR	User Defined Field 4 Description		

Target Field	OBIEE Field	Source Field	Transformation / Calculation Logic
UDF5_CD	User Defined Field 5 Code		
UDF5_DESCR	User Defined Field 5 Description		
UDF6_CD	User Defined Field 6 Code		
UDF6_DESCR	User Defined Field 6 Description		
UDF7_CD	User Defined Field 7 Code		
UDF7_DESCR	User Defined Field 8 Description		
UDF8_CD	User Defined Field 8 Code		
UDF8_DESCR	User Defined Field 8 Description		
UDF9_CD	User Defined Field 9 Code		
UDF9_DESCR	User Defined Field 9 Description		
UDF10_CD	User Defined Field 10 Code		
UDF10_DESCR	User Defined Field 10 Description		
DATA_SOURCE_IND	Data Source Indicator	B1_PROD_INSTANCE. DSI	<b>Transformation Logic:</b> This field is populated with the DSI value on the source product instance configuration. This table is populated as part of the initial setup and the DSI value is extracted from the environment ID of the source system (CI_INSTALLATION.ENV_ID).
DATA_LOAD_DTTM	Data Load Date/Time		<b>Transformation Logic:</b> This field is populated with the load time-stamp value.
UPDATE_DTTM	Update Date/Time		<b>Transformation Logic:</b> This field is populated with the updated time-stamp value.

Target Field	OBIEE Field	Source Field	Transformation / Calculation Logic
JOB_NBR	Job Number		<b>Transformation Logic:</b> This field is populated with the ODI job execution session number.

**Note:** The bucket dimension ELT job is configured to be initial load only. Any incremental changes to these buckets after the initial run will not be captured in the data warehouse. However, if there arises a need to reconfigure the buckets, then data should be truncated in the star schema tables and reloaded to reflect the changes. The bucket dimensions, along with the associated facts (Payment Arrangement Accumulation/ Snapshot Facts in this case), should be truncated and reloaded.

For details about reloading the data, see the **Data Reload** section in *Oracle Utilities Analytics Administration Guide*.

## Service Agreement Status Dimension

The Service Agreement Status dimension stores various possible statuses of the service agreement defined in a lookup.

### Properties

Property	Value
Target Table	CD_SA_STATUS
Table Type	Dimension
SCD Type	Type 1
Source System Driver Table	CI_LOOKUP_VAL_L
Stage Table	STG_CD_SA_STATUS
ODI Package	B1_PKG_CD_SA_STATUS
ETL View	B1_D_SA_STATUS_VW

### Fields

Target Field	OBIEE Field	Source Field	Transformation / Calculation Logic
SA_STATUS_KEY	Service Agreement Status Dimension Surrogate Key		<b>Transformation Logic:</b> This field is populated with the sequence from SPL_SA_STATUS_SEQ.
SA_STATUS_CD	Service Agreement Status Code	CI_LOOKUP_VAL_L.FIELD_VALUE	

Target Field	OBIEE Field	Source Field	Transformation / Calculation Logic
SA_STATUS_DESCR	Service Agreement Status Description	CI_LOOKUP_VAL_L. DESCR_OVRD  CI_LOOKUP_VAL_L. DESCR	If an override description is not available, regular description is extracted.
DATA_SOURCE_IND	Data Source Indicator	B1_PROD_INSTANCE. DSI	<b>Transformation Logic:</b> This field is populated with the DSI value on the source product instance configuration. This table is populated as part of the initial setup and the DSI value is extracted from the environment ID of the source system (CI_INSTALLATION.ENV_ID).
DATA_LOAD_DTTM	Data Load Date/Time		<b>Transformation Logic:</b> This field is populated with the load time-stamp value.
UPDATE_DTTM	Update Date/Time		<b>Transformation Logic:</b> This field is populated with the updated time-stamp value.
JOB_NBR	Job Number		<b>Transformation Logic:</b> This field is populated with the ODI job execution session number.

## Service Quantity Identifier Dimension

The Service Quantity Identifier Dimension stores the service quantity identifiers defined in the source system.

### Properties

Property	Value
Target Table	CD_SQI
Table Type	Dimension
SCD Type	Type 1
Source System Driver Table	CI_SQL_L
Stage Table	STG_CD_SQI



Property	Value
ODI Package	B1_PKG_CD_SQI
ETL View	B1_D_SQI_VW

### Fields

Target Field	OBIEE Field	Source Field	Transformation / Calculation Logic
SQL_KEY	Service Quantity Identifier Dimension Surrogate Key		<b>Transformation Logic:</b> This field is populated with the sequence from SPL_SQL_SEQ.
SQL_CD	Service Quantity Identifier Code	CI_SQI_L.SQI_CD	
SQL_DESCR	Service Quantity Identifier Description	CI_SQI_L.DESCR	
DATA_SOURCE_IND	Data Source Indicator	B1_PROD_INSTANCE.DSI	<b>Transformation Logic:</b> This field is populated with the DSI value on the source product instance configuration. This table is populated as part of the initial setup and the DSI value is extracted from the environment ID of the source system (CI_INSTALLATION.E NV_ID).
DATA_LOAD_DTTM	Data Load Date/Time		<b>Transformation Logic:</b> This field is populated with the load time-stamp value.
UPDATE_DTTM	Update Date/Time		<b>Transformation Logic:</b> This field is populated with the updated time-stamp value.
JOB_NBR	Job Number		<b>Transformation Logic:</b> This field is populated with the ODI job execution session number.

## Tender Source Dimension

The Tender Source dimension stores the details of various tender sources.

### Properties

Property	Value
Target Table	CD_TNDR_SRCE
Table Type	Dimension
SCD Type	Type 1
Source System Driver Table	CI_TNDR_SRCE
Stage Table	STG_CD_TNDR_SRCE
ODI Package	B1_PKG_CD_TNDR_SRCE
ETL View	B1_D_TNDR_SRCE_VW

### Fields

Target Field	OBIEE Field	Source Field	Transformation / Calculation Logic
TNDR_SRCE_KEY	Tender Source Dimension Surrogate Key		<b>Transformation Logic:</b> This field is populated with the sequence from SPL_TNDR_SRCE_SEQ.
TNDR_SOURCE_CD	Tender Source Code	CI_TNDR_SRCE.TNDR_SOURCE_CD	
TNDR_SOURCE_DESCRIPTOR	Description	CI_TNDR_SRCE.L_DESCRIPTOR	
TNDR_SOURCE_TYPE_CD	Tender Source Type Code	CI_TNDR_SRCE.TNDR_SRCE_TYPE_FLG	
TNDR_SOURCE_TYPE_DESCRIPTOR	Tender Source Type Description	CI_LOOKUP_VAL_L.DESCRIPTOR CI_LOOKUP_VAL_L.DESCRIPTOR	If an override description is not available, regular description is extracted.
UDF1_CD	User Defined Field 1 Code		
UDF1_DESCRIPTOR	User Defined Field 1 Description		
UDF2_CD	User Defined Field 2 Code		
UDF2_DESCRIPTOR	User Defined Field 2 Description		
UDF3_CD	User Defined Field 3 Code		

Target Field	OBIEE Field	Source Field	Transformation / Calculation Logic
UDF3_DESCR	User Defined Field 3 Description		
UDF4_CD	User Defined Field 4 Code		
UDF4_DESCR	User Defined Field 4 Description		
UDF5_CD	User Defined Field 5 Code		
UDF5_DESCR	User Defined Field 5 Description		
DATA_SOURCE_IND	Data Source Indicator	B1_PROD_INSTANCE. DSI	<b>Transformation Logic:</b> This field is populated with the DSI value on the source product instance configuration. This table is populated as part of the initial setup and the DSI value is extracted from the environment ID of the source system (CI_INSTALLATION.ENV_ID).
DATA_LOAD_DTTM	Data Load Date/Time		<b>Transformation Logic:</b> This field is populated with the load time-stamp value.
UPDATE_DTTM	Update Date/Time		<b>Transformation Logic:</b> This field is populated with the updated time-stamp value.
JOB_NBR	Job Number		<b>Transformation Logic:</b> This field is populated with the ODI job execution session number.

## Tender Status Dimension

The Tender Status dimension stores the various pay tender statuses.

### Properties

Property	Value
Target Table	CD_TNDR_STATUS
Table Type	Dimension
SCD Type	Type 1
Source System Driver Table	CI_LOOKUP_VAL_L
Stage Table	STG_CD_TNDR_STATUS
ODI Package	B1_PKG_CD_TNDR_STATUS
ETL View	B1_D_TNDR_STATUS_VW

### Fields

Target Field	OBIEE Field	Source Field	Transformation / Calculation Logic
TNDR_STATUS_KEY	Tender Status Dimension Surrogate Key		<b>Transformation Logic:</b> This field is populated with the sequence from SPL_TNDR_STATUS_SEQ.
TNDR_STATUS_CD	Tender Status Code	CI_LOOKUP_VAL_L.FIELD_VALUE	
TNDR_STATUS_DESCR	Description	CI_LOOKUP_VAL_L.DESCR_OVRD  CI_LOOKUP_VAL_L.DESCR	If an override description is not available, regular description is extracted.
DATA_SOURCE_IND	Data Source Indicator	B1_PROD_INSTANCE.DSI	<b>Transformation Logic:</b> This field is populated with the DSI value on the source product instance configuration. This table is populated as part of the initial setup and the DSI value is extracted from the environment ID of the source system (CI_INSTALLATION_ENV_ID).
DATA_LOAD_DTTM	Data Load Date/Time		<b>Transformation Logic:</b> This field is populated with the load time-stamp value.

Target Field	OBIEE Field	Source Field	Transformation / Calculation Logic
UPDATE_DT_TM	Update Date/Time		<b>Transformation Logic:</b> This field is populated with the updated time-stamp value.
JOB_NBR	Job Number		<b>Transformation Logic:</b> This field is populated with the ODI job execution session number.

## Tender Type Dimension

The Tender Type dimension stores the various tender types.

### Properties

Property	Value
Target Table	CD_TNDR_TYPE
Table Type	Dimension
SCD Type	Type 1
Source System Driver Table	CI_TENDER_TYPE_L
Stage Table	STG_CD_TNDR_TYPE
ODI Package	B1_PKG_CD_TNDR_TYPE
ETL View	B1_D_TNDR_TYPE_VW

### Fields

Target Field	OBIEE Field	Source Field	Transformation / Calculation Logic
TNDR_TYPE_KEY	Tender Type Dimension Surrogate Key		<b>Transformation Logic:</b> This field is populated with the sequence from SPL_TNDR_TYPE_SEQ.
TNDR_TYPE_CD	Tender Type Code	CI_TENDER_TYPE_L.TENDER_TYPE_CD	
TNDR_TYPE_DESCR	Description	CI_TENDER_TYPE_L.DESCR	
UDF1_CD	User Defined Field 1 Code		
UDF1_DESCR	User Defined Field 1 Description		

Target Field	OBIEE Field	Source Field	Transformation / Calculation Logic
UDF2_CD	User Defined Field 2 Code		
UDF2_DESCR	User Defined Field 2 Description		
UDF3_CD	User Defined Field 3 Code		
UDF3_DESCR	User Defined Field 3 Description		
UDF4_CD	User Defined Field 4 Code		
UDF4_DESCR	User Defined Field 4 Description		
UDF5_CD	User Defined Field 5 Code		
UDF5_DESCR	User Defined Field 5 Description		
DATA_SOURCE_IND	Data Source Indicator	B1_PROD_INSTANCE. DSI	<b>Transformation Logic:</b> This field is populated with the DSI value on the source product instance configuration. This table is populated as part of the initial setup and the DSI value is extracted from the environment ID of the source system (CI_INSTALLATION_ENV_ID).
DATA_LOAD_DTTM	Data Load Date/Time		<b>Transformation Logic:</b> This field is populated with the load time-stamp value.
UPDATE_DTTM	Update Date/Time		<b>Transformation Logic:</b> This field is populated with the updated time-stamp value.
JOB_NBR	Job Number		<b>Transformation Logic:</b> This field is populated with the ODI job execution session number.

## Time Dimension

The Time dimension holds the time details. It is unique in the sense that it is populated by an ODI package, based on the variables configured in the package.

### Properties

Property	Value
Target Table	CD_TIME
Table Type	Dimension
SCD Type	Type 1
Source System Driver Table	
Stage Table	STG_CD_TIME
ODI Package	B1_PKG_CD_TIME
ETL View	

### Fields

Target Field	OBIEE Field	Source Field	Transformation / Calculation Logic
TIME_KEY	Time Dimension Surrogate Key		<b>Transformation Logic:</b> This field is populated with the sequence from SPL_TIME_SEQ.
DATA_LOAD_DTTM	Data Load Date/Time		<b>Transformation Logic:</b> This field is populated with the load timestamp value.
SRC_TIME	Time (Natural Key)		
AM_IND	AM Indicator		
HOUR	Hour		
MINUTE	Minute		
SECOND	Second		
UDF1_CD	Hour Code		
UDF1_DESCR	Hour		
UDF2_CD	15 Minute Interval Code		
UDF2_DESCR	15 Minute Interval		
UDF3_CD	5 Minute Interval Code		
UDF3_DESCR	5 Minute Interval		
UDF4_CD	Time of Day Code		
UDF4_DESCR	Time of Day		

Target Field	OBIEE Field	Source Field	Transformation / Calculation Logic
UDF5_CD	User Defined Field 5 Code		
UDF5_DESCR	User Defined Field 5 Description		
UDF6_CD	User Defined Field 6 Code		
UDF6_DESCR	User Defined Field 6 Description		
UDF7_CD	User Defined Field 7 Code		
UDF7_DESCR	User Defined Field 8 Description		
UDF8_CD	User Defined Field 8 Code		
UDF8_DESCR	User Defined Field 8 Description		
UDF9_CD	User Defined Field 9 Code		
UDF9_DESCR	User Defined Field 9 Description		
UDF10_CD	User Defined Field 10 Code		
UDF10_DESCR	User Defined Field 10 Description		

## Time of Use Dimension

The Time of Use dimension stores the information about various times of use defined in the source system.

### Properties

Property	Value
Target Table	CD_TOU
Table Type	Dimension
SCD Type	Type 1
Source System Driver Table	CI_TOU
Stage Table	STG_CD_TOU
ODI Package	B1_PKG_CD_TOU



Property	Value
ETL View	B1_D_TOU_VW

### Fields

Target Field	OBIEE Field	Source Field	Transformation / Calculation Logic
TOU_KEY	Time of Use Dimension Surrogate Key		<b>Transformation Logic:</b> This field is populated with the sequence from SPL_TOU_SEQ.
TOU_CD	Time of Use Code	CI_TOU_L.TOU_CD	
TOU_DESCR	Time of Use Description	CI_TOU_L.DESCR	
DATA_SOURCE_IND	Data Source Indicator	B1_PROD_INSTANCE. DSI	<b>Transformation Logic:</b> This field is populated with the DSI value on the source product instance configuration. This table is populated as part of the initial setup and the DSI value is extracted from the environment ID of the source system (CI_INSTALLATION.E NV_ID).
DATA_LOAD_DTTM	Data Load Date/Time		<b>Transformation Logic:</b> This field is populated with the load time-stamp value.
UPDATE_DTTM	Update Date/Time		<b>Transformation Logic:</b> This field is populated with the updated time-stamp value.
JOB_NBR	Job Number		<b>Transformation Logic:</b> This field is populated with the ODI job execution session number.

## Uncollectible Event Type Dimension

The Uncollectible Event Type dimension stores the types of write-off events as defined in the source system.

### Properties

Property	Value
Target Table	CD_UCOLEVT_TYPE
Table Type	Dimension
SCD Type	Type 1
Source System Driver Table	CI_WO_EVT_TYP
Stage Table	STG_CD_UCOLEVT_TYPE
ODI Package	B1_PKG_CD_UCOLEVT_TYPE
ETL View	B1_D_UCOLEVT_TYPE_VW

### Fields

Target Field	OBIEE Field	Source Field	Transformation / Calculation Logic
UCEVT_TYPE_KEY	Uncollection Event Type Dimension Surrogate Key		<b>Transformation Logic:</b> This field is populated with the sequence from SPL_UCEVT_TYPE_SEQ.
UCEVT_TYPE_CD	Uncollection Event Type Code	CI_WO_EVT_TYP.WO_EVT_TYP_CD	
UCEVT_TYPE_DESCR	Uncollection Event Type Description	CI_WO_EVT_TYP.L_DESCR	
UCEVT_TY_FLG_CD	Uncollection Event Type Flag Code	CI_WO_EVT_TYP.WO_EVT_TYPE_FLG	
UCEVT_TY_FLG_DESCR	Collection Event Type Flag Description	CI_LOOKUP_VAL.L_DESCR	
UDF1_CD	User Defined Field 1 Code		
UDF1_DESCR	User Defined Field 1 Description		
UDF2_CD	User Defined Field 2 Code		
UDF2_DESCR	User Defined Field 2 Description		

Target Field	OBIEE Field	Source Field	Transformation / Calculation Logic
DATA_SOURCE_IND	Data Source Indicator	B1_PROD_INSTANCE. DSI	<b>Transformation Logic:</b> This field is populated with the DSI value on the source product instance configuration. This table is populated as part of the initial setup and the DSI value is extracted from the environment ID of the source system (CI_INSTALLATION.ENV_ID).
DATA_LOAD_DTTM	Data Load Date/Time		<b>Transformation Logic:</b> This field is populated with the load time-stamp value.
UPDATE_DTTM	Update Date/Time		<b>Transformation Logic:</b> This field is populated with the updated time-stamp value.
JOB_NBR	Job Number		<b>Transformation Logic:</b> This field is populated with the ODI job execution session number.

## Uncollectible Process Status Dimension

The Uncollectible Process Status dimension stores various possible states of a write-off process in the source system.

### Properties

Property	Value
Target Table	CD_UCOLPROC_STATUS
Table Type	Dimension
SCD Type	Type 1
Source System Driver Table	CI_LOOKUP_VAL_L
Stage Table	STG_CD_UCOLPROC_STATUS
ODI Package	B1_PKG_CD_UCOLPROC_STATUS
ETL View	B1_D_UCOLPROC_STATUS_VW

## Fields

Target Field	OBIEE Field	Source Field	Transformation / Calculation Logic
UCPROC_STAT_KEY	Uncollectible Process Status Dimension Surrogate Key		<b>Transformation Logic:</b> This field is populated with the sequence from SPL_UCOLPROC_STATUS_SEQ.
UCPROC_STAT_CD	Uncollectible Process Code	CI_LOOKUP_VAL_L.FIELD_VALUE	
UCPROC_STAT_DESCR	Uncollectible Process Description	CI_LOOKUP_VAL_L.DESCR  CI_LOOKUP_VAL_L.DESCR_OVRD	If an override description is not available, regular description is extracted.
DATA_SOURCE_IND	Data Source Indicator	B1_PROD_INSTANCE.DSI	<b>Transformation Logic:</b> This field is populated with the DSI value on the source product instance configuration. This table is populated as part of the initial setup and the DSI value is extracted from the environment ID of the source system (CI_INSTALLATION_ENV_ID).
DATA_LOAD_DTTM	Data Load Date/Time		<b>Transformation Logic:</b> This field is populated with the load time-stamp value.
UPDATE_DTTM	Update Date/Time		<b>Transformation Logic:</b> This field is populated with the updated time-stamp value.
JOB_NBR	Job Number		<b>Transformation Logic:</b> This field is populated with the ODI job execution session number.

## Uncollectible Process Template Dimension

The Uncollectible Process Template dimension stores the write-off process template details from the source system.

### Properties

Property	Value
Target Table	CD_UCOLPROC_TMPL
Table Type	Dimension
SCD Type	Type 2
Source System Driver Table	CI_WO_PROC_TMPL
Stage Table	STG_CD_UCOLPROC_TMPL
ODI Package	B1_PKG_CD_UCOLPROC_TMPL
ETL View	B1_D_UCOLPROC_TMPL_VW

### Fields

Target Field	OBIEE Field	Source Field	Transformation / Calculation Logic
UCPROC_TMPL_KEY	Uncollection Process Template Dimension Surrogate Key		<b>Transformation Logic:</b> This field is populated with the sequence from SPL_UNCOLLTMPL_SEQ.
UCPROC_TMPL_CD	Uncollection Process Template Code	CI_WO_PROC_TMPL.WO_PROC_TMPL_CD	
UCPROC_TMPL_DESCR	Uncollection Process Template Description	CI_WO_PROC_TMPL.L.DESCR	
UDF1_CD	User Defined Field 1 Code		
UDF1_DESCR	User Defined Field 1 Description		
UDF2_CD	User Defined Field 2 Code		
UDF2_DESCR	User Defined Field 2 Description		
UDF3_CD	User Defined Field 3 Code		
UDF3_DESCR	User Defined Field 3 Description		
UDF4_CD	User Defined Field 4 Code		

Target Field	OBIEE Field	Source Field	Transformation / Calculation Logic
UDF4_DESCR	User Defined Field 4 Description		
UDF5_CD	User Defined Field 5 Code		
UDF5_DESCR	User Defined Field 5 Description		
EFF_END_DTTM	Effective End Date/Time		
EFF_START_DTTM	Effective Start Date/Time		
DATA_SOURCE_IND	Data Source Indicator	B1_PROD_INSTANCE. DSI	<b>Transformation Logic:</b> This field is populated with the DSI value on the source product instance configuration. This table is populated as part of the initial setup and the DSI value is extracted from the environment ID of the source system (CI_INSTALLATION_ENV_ID).
DATA_LOAD_DTTM	Data Load Date/Time		<b>Transformation Logic:</b> This field is populated with the load time-stamp value.
JOB_NBR	Job Number		<b>Transformation Logic:</b> This field is populated with the ODI job execution session number.

## Unit of Measure Dimension

The Unit of Measure dimension stores various units of measure defined in the source system.

### Properties

Property	Value
Target Table	CD_UOM
Table Type	Dimension
SCD Type	Type 1
Source System Driver Table	CI_UOM

Property	Value
Stage Table	STG_CD_UOM
ODI Package	B1_PKG_CD_UOM
ETL View	B1_D_UOM_VW

### Fields

Target Field	OBIEE Field	Source Field	Transformation / Calculation Logic
UOM_KEY	Unit of Measure Dimension Surrogate Key		<b>Transformation Logic:</b> This field is populated with the sequence from SPL_UOM_SEQ.
UOM_CD	Unit of Measure Code	CI_UOM.UOM_CD	
UOM_DESCR	Unit of Measure Description	CI_UOM.L.DESCR	
MEAS_PEAK_IND	Measure Peak Indicator	CI_UOM.MSR_PEAK_QTY_SW	
DATA_SOURCE_IND	Data Source Indicator	B1_PROD_INSTANCE. DSI	<b>Transformation Logic:</b> This field is populated with the DSI value on the source product instance configuration. This table is populated as part of the initial setup and the DSI value is extracted from the environment ID of the source system (CI_INSTALLATION.ENV_ID).
DATA_LOAD_DTTM	Data Load Date/Time		<b>Transformation Logic:</b> This field is populated with the load time-stamp value.
UPDATE_DTTM	Update Date/Time		<b>Transformation Logic:</b> This field is populated with the updated time-stamp value.
JOB_NBR	Job Number		<b>Transformation Logic:</b> This field is populated with the ODI job execution session number.

## Message Dimension

The Message dimension stores all messages and message category details as defined in the source system.

### Properties

Property	Value
Target Table	CD_MSG
Table Type	Dimension
SCD Type	Type 1
Source System Driver Table	CI_MSG_L
Stage Table	STG_CD_MSG
ODI Package	B1_PKG_CD_MSG
ETL View	B1_D_MSG_VW

### Fields

Target Field	OBIEE Field	Source Field	Transformation / Calculation Logic
MSG_KEY	Message Dimension Surrogate Key		<b>Transformation Logic:</b> This field is populated with the sequence from OUBI_MSG_SEQ.
MSG_CD	Message Code (Natural Key)	CI_MSG_L.MESSAGE_CAT_NBR  CI_MSG_L.MESSAGE_NBR	<b>Transformation Logic:</b> The message category and number are converted to be 5 digit wide by prefixing with zeros when they are short and then concatenated. This ensures the uniqueness of the concatenated value.
MSG_DESCR	Message Description	CI_MSG_L.MESSAGE_TEXT  CI_MSG_L.MESSAGE_TEXT_OVRD	If an override description is not available, regular description will be used.
MSG_TYPE_CD	Message Type Code	CI_MSG_L.MESSAGE_CAT_NBR	
MSG_TYPE_DESCR	Message Type Description	CI_MSG_CATEGORY_L.DESCR	
UDF1_CD	User Defined Field 1 Code		
UDF1_DESCR	User Defined Field 1 Description		



<b>Target Field</b>	<b>OBIEE Field</b>	<b>Source Field</b>	<b>Transformation / Calculation Logic</b>
UDF2_CD	User Defined Field 2 Code		
UDF2_DESCR	User Defined Field 2 Description		
UDF3_CD	User Defined Field 3 Code		
UDF3_DESCR	User Defined Field 3 Description		
UDF4_CD	User Defined Field 4 Code		
UDF4_DESCR	User Defined Field 4 Description		
UDF5_CD	User Defined Field 5 Code		
UDF5_DESCR	User Defined Field 5 Description		
UDL1_CD	User Defined Language 1 Code		
UDL1_DESCR	User Defined Language 1 Description		
UDL2_CD	User Defined Language 2 Code		
UDL2_DESCR	User Defined Language 2 Description		
UDL3_CD	User Defined Language 3 Code		
UDL3_DESCR	User Defined Language 3 Description		
UDL4_CD	User Defined Language 4 Code		
UDL4_DESCR	User Defined Language 4 Description		
UDL5_CD	User Defined Language 5 Code		
UDL5_DESCR	User Defined Language 5 Description		
COMMENT1	Comments 1		
COMMENT2	Comments 2		
COMMENT3	Comments 3		

Target Field	OBIEE Field	Source Field	Transformation / Calculation Logic
COMMENT4	Comments 4		
COMMENT5	Comments 5		
DATA_SOURCE_IND	Data Source Indicator	B1_PROD_INSTANCE. DSI	<b>Transformation Logic:</b> This field is populated with the DSI value on the source product instance configuration. This table is populated as part of the initial setup and the DSI value is extracted from the environment ID of the source system (CI_INSTALLATION.ENV_ID).
DATA_LOAD_DTTM	Data Load Date/Time		<b>Transformation Logic:</b> This field is populated with the load time-stamp value.
UPDATE_DTTM	Update Date/Time		<b>Transformation Logic:</b> This field is populated with the updated time-stamp value.
JOB_NBR	Job Number		<b>Transformation Logic:</b> This field is populated with the ODI job execution session number.

**Note:**

- The fields CROSS\_STREET and SUBURB are not populated in the dimension for the Oracle Utilities Customer care and Billing source system. Address is a shared dimension and these fields are populated by other source systems.
- In the previous releases (v2.4.1 or earlier), UDF fields were populated with the City, County, Postal, State, Country, and Geo Code information. At a later release, named columns have been introduced in the Address dimension for these attributes. But, the base product ETL processes still populate these details in the UDF fields, as well for backward compatibility purposes.

## Person Dimension

The Person dimension stores person related attributes from the source system.

### Properties

Property	Value
Target Table	CD_PER
Table Type	Dimension
SCD Type	Type 2
Source System Driver Table	CI_PER
Stage Table	STG_CD_PER
ODI Package	B1_PKG_CD_PER
ETL View	B1_D_PER_VW

### Fields

Target Field	OBIEE Field	Source Field	Transformation / Calculation Logic
PER_KEY	Person Dimension Surrogate Key		<b>Transformation Logic:</b> This field is populated with the sequence from SPL_PER_SEQ.
SRC_PER_ID	Person ID (Natural Key)	CI_PER.PER_ID	
PER_INFO	Customer Information	CI_PER_NAME.ENTITY_NAME	<b>Transformation Logic:</b> This field is populated with the primary name of the customer.
PER_NAME	Customer Name	CI_PER_NAME.ENTITY_NAME	<b>Transformation Logic:</b> This field is populated with the primary name of the customer.
PER_PHONE_NBR	Customer Phone Number	CI_PER_PHONE.PHONE CI_PER_PHONE.EXTENSION	<b>Transformation Logic:</b> This field is populated with the primary phone number of the customer, which is concatenated as Phone 'x' Extension.
BUSINESS_IND	Person/Business Indicator	CI_PER.PER_OR_BUS_FLG	<b>Transformation Logic:</b> This field is populated with '1' when the person flag is "B". It is populated with '0' when the person flag is "P".
UDF1_CD	User Defined Field 1 Code		

Target Field	OBIEE Field	Source Field	Transformation / Calculation Logic
UDF1_DESCR	User Defined Field 1 Description		
UDF2_CD	User Defined Field 2 Code		
UDF2_DESCR	User Defined Field 2 Description		
UDF3_CD	User Defined Field 3 Code		
UDF3_DESCR	User Defined Field 3 Description		
UDF4_CD	User Defined Field 4 Code		
UDF4_DESCR	User Defined Field 4 Description		
UDF5_CD	User Defined Field 5 Code		
UDF5_DESCR	User Defined Field 5 Description		
UDF6_CD	User Defined Field 6 Code		
UDF6_DESCR	User Defined Field 6 Description		
DATA_SOURCE_IND	Data Source Indicator	B1_PROD_INSTANCE. DSI	<b>Transformation Logic:</b> This field is populated with the DSI value on the source product instance configuration. This table is populated as part of the initial setup and the DSI value is extracted from the environment ID of the source system (CI_INSTALLATION.ENV_ID).
DATA_LOAD_DTTM	Data Load Date/Time		<b>Transformation Logic:</b> This field is populated with the load timestamp value.
EFF_START_DTTM	Effective Start Date/ Time		
EFF_END_DTTM	Effective End Date/ Time		

Target Field	OBIEE Field	Source Field	Transformation / Calculation Logic
JOB_NBR	Job Number		<b>Transformation Logic:</b> This field is populated with the ODI job execution session number.

## Premise Dimension

The Premise dimension stores premise related attributes from the premises defined in the source system.

The following UDF columns are populated by the ETL process supplied with the product.

- UDF1 - Jurisdiction
- UDF2 - Premise Type
- UDF3 - Life Support Flag
- UDF4 - Trend Area
- UDF5 - In City Limit

## Properties

Property	Value
Target Table	CD_PREM
Table Type	Dimension
SCD Type	Type 2
Source System Driver Table	CI_PREM
Stage Table	STG_CD_PREM
ODI Package	B1_PKG_CD_PREM
ETL View	B1_D_PREM_VW

## Fields

Target Field	OBIEE Field	Source Field	Transformation / Calculation Logic
PREM_KEY	Premise Dimension Surrogate Key		<b>Transformation Logic:</b> This field is populated with the sequence from SPL_PREM_SEQ.
SRC_PREM_ID	Premise ID (Natural Key)	CI_PREM.PREM_ID	

Target Field	OBIEE Field	Source Field	Transformation / Calculation Logic
PREM_INFO	Premise Information	CI_PREM.ADDRESS1 CI_PREM.CITY CI_PREM.STATE CI_PREM.POSTAL CI_PREM_TYPE_L.DESCR CI_PREM.PREM_ID	<b>Transformation Logic:</b> The fields will be concatenated as Address Line 1, City, State, Postal, Premise Type, Premise ID.
UDF1_CD	Jurisdiction Code	CI_PREM.CIS_DIVISION	
UDF1_DESCR	Jurisdiction	CI_CIS_DIVISION_L.DESCR	
UDF2_CD	Premise Type Code	CI_PREM.PREM_TYPE_CD	
UDF2_DESCR	Premise Type	CI_PREM_TYPE_L.DESCR	
UDF3_CD	Life Support Flag Code	CI_PREM.LS_SL_FLG	
UDF3_DESCR	Life Support Flag	CI_LOOKUP_VAL_L.DESCR CI_LOOKUP_VAL_L.DESCR_OVRD	<b>Note:</b> Lookup Name - LS_SL_FLG. If the override description is not available, the regular description is used.
UDF4_CD	Trend Area Code	CI_PREM.TREND_AREA_CD	
UDF4_DESCR	Trend Area	CI_TREND_AREA_L.DESCR	
UDF5_CD	In City Limit Code	CI_PREM.IN_CITY_LIMIT	
UDF5_DESCR	In City Limit	CI_PREM.IN_CITY_LIMIT	
UDF6_CD	User Defined Field 6 Code		
UDF6_DESCR	User Defined Field 6 Description		
UDF7_CD	User Defined Field 7 Code		
UDF7_DESCR	User Defined Field 8 Description		

<b>Target Field</b>	<b>OBIEE Field</b>	<b>Source Field</b>	<b>Transformation / Calculation Logic</b>
UDF8_CD	User Defined Field 8 Code		
UDF8_DESCR	User Defined Field 8 Description		
UDF9_CD	User Defined Field 9 Code		
UDF9_DESCR	User Defined Field 9 Description		
UDF10_CD	User Defined Field 10 Code		
UDF10_DESCR	User Defined Field 10 Description		
UDF11_CD	User Defined Field 11 Code		
UDF11_DESCR	User Defined Field 11 Description		
UDF12_CD	User Defined Field 12 Code		
UDF12_DESCR	User Defined Field 12 Description		
UDF13_CD	User Defined Field 13 Code		
UDF13_DESCR	User Defined Field 13 Description		
UDF14_CD	User Defined Field 14 Code		
UDF14_DESCR	User Defined Field 14 Description		
UDF15_CD	User Defined Field 15 Code		
UDF15_DESCR	User Defined Field 15 Description		
UDF16_CD	User Defined Field 16 Code		
UDF16_DESCR	User Defined Field 16 Description		
UDF17_CD	User Defined Field 17 Code		
UDF17_DESCR	User Defined Field 17 Description		

Target Field	OBIEE Field	Source Field	Transformation / Calculation Logic
UDF18_CD	User Defined Field 18 Code		
UDF18_DESCR	User Defined Field 18 Description		
DATA_SOURCE_IND	Data Source Indicator	B1_PROD_INSTANCE. DSI	<b>Transformation Logic:</b> This field is populated with the DSI value on the source product instance configuration. This table is populated as part of the initial setup and the DSI value is extracted from the environment ID of the source system (CI_INSTALLATION.ENV_ID).
DATA_LOAD_DTTM	Data Load Date/Time		<b>Transformation Logic:</b> This field is populated with the load timestamp value.
EFF_START_DTTM	Effective Start Date/Time		
EFF_END_DTTM	Effective End Date/Time		
JOB_NBR	Job Number		<b>Transformation Logic:</b> This field is populated with the ODI job execution session number.

## Service Agreement Dimension

The Service Agreement dimension stores information about all service agreements defined in the source system.

The following UDF columns are populated by the ETL process supplied with the product.

- UDF1 - Service Type
- UDF2 - CIS Division
- UDF3 - SA Type
- UDF4 - Revenue Class
- UDF5 - SIC Code
- UDF6 - Deposit Class
- UDF7 - Campaign
- UDF8 - Debt Class



## Properties

Property	Value
Target Table	CD_SA
Table Type	Dimension
SCD Type	Type 2
Source System Driver Table	CI_SA
Stage Table	STG_CD_SA
ODI Package	B1_PKG_CD_SA
ETL View	B1_D_SA_VW

## Fields

Target Field	OBIEE Field	Source Field	Transformation / Calculation Logic
SA_KEY	SA Dimension Surrogate Key		<b>Transformation Logic:</b> This field is populated with the sequence from SPL_SA_SEQ.
SRC_SA_ID	SA ID (Natural Key)	CI_SA.SA_ID	
SPECIAL_ROLE_CD	Special Role Code	CI_SA_TYPE.SPECIAL_ROLE_FLG	
SPECIAL_ROLE_DESCR	Special Role Description	CI_LOOKUP_VAL_L.DESCR  CI_LOOKUP_VAL_L.DESCR_OVRD	<b>Note:</b> Lookup Name - SPECIAL_ROLE_FLG. If the override description is not available, regular description is used.
UDF1_CD	Service Type (SA) Code	CI_SA_TYPE.SVC_TYP E_CD	
UDF1_DESCR	Service Type	CI_SVC_TYPE_L.DESCR	
UDF2_CD	CIS Division (SA) Code	CI_SA.CIS_DIVISION	
UDF2_DESCR	CIS Division	CI_CIS_DIVISION_L.DESCR	
UDF3_CD	SA Type Code	CI_SA.SA_TYPE_CD	
UDF3_DESCR	SA Type	CI_SA_TYPE_L.DESCR	
UDF4_CD	Revenue Class Code	CI_SA_TYPE.REV_CL_CD	
UDF4_DESCR	Revenue Class	CI_REV_CL_L.DESCR	

<b>Target Field</b>	<b>OBIEE Field</b>	<b>Source Field</b>	<b>Transformation / Calculation Logic</b>
UDF5_CD	SIC Code Value	CI_SA.SIC_CD	
UDF5_DESCR	SIC Code	CI_SIC_L.DESCR	
UDF6_CD	Deposit Class Code	CI_SA_TYPE.DEP_CL_CD	
UDF6_DESCR	Deposit Class	CI_DEP_CL_L.DESCR	
UDF7_CD	Campaign Code	CI_ENRL.CAMPAIGN_CD	
UDF7_DESCR	Campaign	CI_CAMPAIGN_L.DESCR	
UDF8_CD	Debt Class Code	CI_SA_TYPE.DEBT_CL_CD	
UDF8_DESCR	Debt Class	CI_DEBT_CL_L.DESCR	
UDF9_CD	User Defined Field 9 Code		
UDF9_DESCR	User Defined Field 9 Description		
UDF10_CD	User Defined Field 10 Code		
UDF10_DESCR	User Defined Field 10 Description		
UDF11_CD	User Defined Field 11 Code		
UDF11_DESCR	User Defined Field 11 Description		
UDF12_CD	User Defined Field 12 Code		
UDF12_DESCR	User Defined Field 12 Description		
UDF13_CD	User Defined Field 13 Code		
UDF13_DESCR	User Defined Field 13 Description		
UDF14_CD	User Defined Field 14 Code		
UDF14_DESCR	User Defined Field 14 Description		
UDF15_CD	User Defined Field 15 Code		

Target Field	OBIEE Field	Source Field	Transformation / Calculation Logic
UDF15_DESCR	User Defined Field 15 Description		
UDF16_CD	User Defined Field 16 Code		
UDF16_DESCR	User Defined Field 16 Description		
UDF17_CD	User Defined Field 17 Code		
UDF17_DESCR	User Defined Field 17 Description		
UDF18_CD	User Defined Field 18 Code		
UDF18_DESCR	User Defined Field 18 Description		
UDF19_CD	User Defined Field 19 Code		
UDF19_DESCR	User Defined Field 19 Description		
DATA_SOURCE_IND	Data Source Indicator	B1_PROD_INSTANCE. DSI	<b>Transformation Logic:</b> This field is populated with the DSI value on the source product instance configuration. This table is populated as part of the initial setup and the DSI value is extracted from the environment ID of the source system (CI_INSTALLATION.ENV_ID).
DATA_LOAD_DTTM	Data Load Date/Time		<b>Transformation Logic:</b> This field is populated with the load timestamp value.
EFF_START_DTTM	Effective Start Date/ Time		
EFF_END_DTTM	Effective End Date/ Time		
JOB_NBR	Job Number		<b>Transformation Logic:</b> This field is populated with the ODI job execution session number.

## To Do Dimension

The To Do Dimension stores information about all To Do entries created in the source system.

### Properties

Property	Value
Target Table	CD_TD
Table Type	Dimension
SCD Type	Type 1
Source System Driver Table	CI_TD_ENTRY
Stage Table	STG_CD_TD
ODI Package	B1_PKG_CD_TD
ETL View	B1_D_TD_VW

### Fields

Target Field	OBIEE Field	Source Field	Transformation / Calculation Logic
TD_KEY	To Do Dimension Surrogate Key		<b>Transformation Logic:</b> This field is populated with the sequence from OUBI_TD_SEQ.
SRC_TD_ENTRY_ID	To Do Entry ID (Natural Key)	CI_TD_ENTRY.TD_ENTRY_ID	
TD_MESSAGE	To Do Message	CI_MSG_L.MESSAGE_TEXT CI_MSG_L.MESSAGE_TEXT_OVRD	<b>Transformation Logic:</b> The parameters provided in the To Do entry will be placed in the available place holders in the message.  <b>Note:</b> If the override message text is not available, the regular message text will be used.
TD_COMMENTS	To Do Comments	CI_TD_ENTRY.COMMENTS	

Target Field	OBIEE Field	Source Field	Transformation / Calculation Logic
TD_INFO	To Do Info String	CI_TD_TYPE_L.DESCR  CI_LOOKUP_VAL_L.DESCR  CI_LOOKUP_VAL_L.DESCR_OVRD  CI_TD_ENTRY.TD_ENTRY_ID	<b>Transformation Logic.</b> This field is populated as the concatenation of To Do Type, Status Description, To Do Entry ID.  <b>Note:</b> Lookup Name - ENTRY_STATUS_FLG. If the override description is not available, the regular description will be used.
UDF1_CD	User Defined Field 1 Code		
UDF1_DESCR	User Defined Field 1 Description		
UDF2_CD	User Defined Field 2 Code		
UDF2_DESCR	User Defined Field 2 Description		
UDF3_CD	User Defined Field 3 Code		
UDF3_DESCR	User Defined Field 3 Description		
UDF4_CD	User Defined Field 4 Code		
UDF4_DESCR	User Defined Field 4 Description		
UDF5_CD	User Defined Field 5 Code		
UDF5_DESCR	User Defined Field 5 Description		
DATA_SOURCE_IND	Data Source Indicator	B1_PROD_INSTANCE.DSI	<b>Transformation Logic:</b> This field is populated with the DSI value on the source product instance configuration. This table is populated as part of the initial setup and the DSI value is extracted from the environment ID of the source system (CI_INSTALLATION_ENV_ID).

Target Field	OBIEE Field	Source Field	Transformation / Calculation Logic
DATA_LOAD_DTTM	Data Load Date/Time		<b>Transformation Logic:</b> This field is populated with the load time-stamp value.
UPDATE_DTTM	Update Date/Time		<b>Transformation Logic:</b> This field is populated with the updated time-stamp value.
JOB_NBR	Job Number		<b>Transformation Logic:</b> This field is populated with the ODI job execution session number.

## To Do Priority Dimension

The To Do Priority dimension stores various priority levels that can be set for a To Do entry in the source system.

### Properties

Property	Value
Target Table	CD_TD_PRIORITY
Table Type	Dimension
SCD Type	Type 1
Source System Driver Table	CI_LOOKUP_VAL_L
Stage Table	STG_CD_TD_PRIORITY
ODI Package	B1_PKG_CD_TD_PRIORITY
ETL View	B1_D_TD_PRIORITY_VW

### Fields

Target Field	OBIEE Field	Source Field	Transformation / Calculation Logic
TD_PRIORITY_KEY	To Do Priority Dimension Surrogate Key		<b>Transformation Logic:</b> This field is populated with the sequence from OUBI_TD_PRIORITY_SEQ.
TD_PRIORITY_CD	To Do Priority Code	CI_LOOKUP_VAL_L.FIELD_VALUE	<b>Note:</b> Lookup Name - TD_PRIORITY_FLG

Target Field	OBIEE Field	Source Field	Transformation / Calculation Logic
TD_PRIORITY_DESCRIPTOR	To Do Priority Description	CI_LOOKUP_VAL_L. DESCR  CI_LOOKUP_VAL_L. DESCR_OVRD	If an override description is not available, regular description will be used.
DATA_SOURCE_IND	Data Source Indicator	B1_PROD_INSTANCE. DSI	<b>Transformation Logic:</b> This field is populated with the DSI value on the source product instance configuration. This table is populated as part of the initial setup and the DSI value is extracted from the environment ID of the source system (CI_INSTALLATION_ENV_ID).
DATA_LOAD_DTTM	Data Load Date/Time		<b>Transformation Logic:</b> This field is populated with the load time-stamp value.
UPDATE_DTTM	Update Date/Time		<b>Transformation Logic:</b> This field is populated with the updated time-stamp value.
JOB_NBR	Job Number		<b>Transformation Logic:</b> This field is populated with the ODI job execution session number.

## To Do Role Dimension

The To Do Role dimension stores various roles defined in the source system, who may view and work on the To Do entries.

### Properties

Property	Value
Target Table	CD_TD_ROLE
Table Type	Dimension
SCD Type	Type 1
Source System Driver Table	CI_ROLE_L
Stage Table	STG_CD_TD_ROLE

Property	Value
ODI Package	B1_PKG_CD_TD_ROLE
ETL View	B1_D_TD_ROLE_VW

### Fields

Target Field	OBIEE Field	Source Field	Transformation / Calculation Logic
TD_ROLE_KEY	To Do Role Dimension Surrogate Key		<b>Transformation Logic:</b> This field is populated with the sequence from OUBI_TD_ROLE_SEQ.
TD_ROLE_CD	To Do Role Code (Natural Key)	CI_ROLE_L.ROLE_ID	
TD_ROLE_DESCR	To Do Role Description	CI_ROLE_L.DESCR	
UDF1_CD	User Defined Field 1 Code		
UDF1_DESCR	User Defined Field 1 Description		
UDF2_CD	User Defined Field 2 Code		
UDF2_DESCR	User Defined Field 2 Description		
DATA_SOURCE_IND	Data Source Indicator	B1_PROD_INSTANCE. DSI	<b>Transformation Logic:</b> This field is populated with the DSI value on the source product instance configuration. This table is populated as part of the initial setup and the DSI value is extracted from the environment ID of the source system (CI_INSTALLATION.E NV_ID).
DATA_LOAD_DTMM	Data Load Date/Time		<b>Transformation Logic:</b> This field is populated with the load time-stamp value.
UPDATE_DTMM	Update Date/Time		<b>Transformation Logic:</b> This field is populated with the updated time-stamp value.



Target Field	OBIEE Field	Source Field	Transformation / Calculation Logic
JOB_NBR	Job Number		<b>Transformation Logic:</b> This field is populated with the ODI job execution session number.

## To Do Skill Dimension

The To Do Skill dimension stores the characteristic types defined as skills in the AQM feature configuration list in the source system. The characteristic types are extracted along with their characteristic values.

### Properties

Property	Value
Target Table	CD_TD_SKILL
Table Type	Dimension
SCD Type	Type 1
Source System Driver Table	CI_WFM_OPT/CI_CHAR_VAL_L
Stage Table	STG_CD_TD_SKILL
ODI Package	B1_PKG_CD_TD_SKILL
ETL View	B1_D_TD_SKILL_VW

### Fields

Target Field	OBIEE Field	Source Field	Transformation / Calculation Logic
TD_SKILL_KEY	To Do Skill Dimension Surrogate Key		<b>Transformation Logic:</b> This field is populated with the sequence from OUBI_TD_SKILL_SEQ.
TD_SKILL_LVL_CD	To Do Skill Level Code (Natural Key)	CI_CHAR_VAL_L. CHAR_TYPE_CD  CI_CHAR_VAL_L. CHAR_VAL	<b>Transformation Logic:</b> This field is populated with Characteristic Type Code <space> Characteristic Value Code.
TD_SKILL_LVL_DESC R	To Do Skill Level Description	CI_CHAR_VAL_L. DESCR  CI_CHAR_TYPE_L. DESCR	<b>Transformation Logic:</b> This field is populated with the Characteristic Type Description / Characteristic Value Description value.

Target Field	OBIEE Field	Source Field	Transformation / Calculation Logic
TD_SKILL_TYPE_CD	To Do Skill Type Code	CI_WFM_OPT.WFM_OPT_VAL	<b>Note:</b> The characteristic types defined as Skill on the Activity Queue Management feature configuration list is extracted.
TD_SKILL_TYPE_DESCR	To Do Skill Type Description	CI_CHAR_TYPE_L.DESCR	<b>Note:</b> The characteristic type descriptions for those characteristic types retrieved as Skills will be populated.
UDF1_CD	User Defined Field 1 Code		
UDF1_DESCR	User Defined Field 1 Description		
UDF2_CD	User Defined Field 2 Code		
UDF2_DESCR	User Defined Field 2 Description		
DATA_SOURCE_IND	Data Source Indicator	B1_PROD_INSTANCE.DSI	<b>Transformation Logic:</b> This field is populated with the DSI value on the source product instance configuration. This table is populated as part of the initial setup and the DSI value is extracted from the environment ID of the source system (CI_INSTALLATION_ENV_ID).
DATA_LOAD_DTTM	Data Load Date/Time		<b>Transformation Logic:</b> This field is populated with the load time-stamp value.
UPDATE_DTTM	Update Date/Time		<b>Transformation Logic:</b> This field is populated with the updated time-stamp value.
JOB_NBR	Job Number		<b>Transformation Logic:</b> This field is populated with the ODI job execution session number.

## To Do Status Dimension

The To Do Status dimension extracts the statuses of a To-Do entry. The data is retrieved from the Entry Status Flag (ENTRY\_STATUS\_FLG) lookup field.

### Properties

Property	Value
Target Table	CD_TD_STATUS
Table Type	Dimension
SCD Type	Type 1
Source System Driver Table	CI_LOOKUP_VAL_L
Stage Table	STG_CD_TD_STATUS
ODI Package	B1_PKG_CD_TD_STATUS
ETL View	B1_D_TD_STATUS_VW

### Fields

Target Field	OBIEE Field	Source Field	Transformation / Calculation Logic
TD_STATUS_KEY	To Do Status Dimension Surrogate Key		<b>Transformation Logic:</b> This field is populated with the sequence from OUBI_TD_STATUS_S EQ.
TD_STATUS_CD	To Do Status Code	CI_LOOKUP_VAL_L. FIELD_VALUE	<b>Note:</b> Lookup Name - ENTRY_STATUS_FLG
TD_STATUS_DESCR	To Do Status Description	CI_LOOKUP_VAL_L. DESCR  CI_LOOKUP_VAL_L. DESCR_OVRD	If an override description is not available, regular description is used.
DATA_SOURCE_IND	Data Source Indicator	B1_PROD_INSTANCE. DSI	<b>Transformation Logic:</b> This field is populated with the DSI value on the source product instance configuration. This table is populated as part of the initial setup and the DSI value is extracted from the environment ID of the source system (CI_INSTALLATION.E NV_ID).
DATA_LOAD_DTTM	Data Load Date/Time		<b>Transformation Logic:</b> This field is populated with the load time-stamp value.

Target Field	OBIEE Field	Source Field	Transformation / Calculation Logic
UPDATE_DT_TM	Update Date/Time		<b>Transformation Logic:</b> This field is populated with the updated time-stamp value.
JOB_NBR	Job Number		<b>Transformation Logic:</b> This field is populated with the ODI job execution session number.

## To Do Type Dimension

The To Do Type dimension stores all To Do types defined in the source system.

### Properties

Property	Value
Target Table	CD_TD_TYPE
Table Type	Dimension
SCD Type	Type 2
Source System Driver Table	CI_TD_TYPE_L
Stage Table	STG_CD_TD_TYPE
ODI Package	B1_PKG_CD_TD_TYPE
ETL View	B1_D_TD_TYPE_VW

### Fields

Target Field	OBIEE Field	Source Field	Transformation / Calculation Logic
TD_TYPE_KEY	To Do Type Dimension Surrogate Key		<b>Transformation Logic:</b> This field is populated with the sequence from OUBI_TD_TYPE_SEQ.
TD_TYPE_CD	To Do Type Code (Natural Key)	CI_TD_TYPE_L.TD_TYPE_CD	
TD_TYPE_DESCR	To Do Type Description	CI_TD_TYPE_L.DESCR	
UDF1_CD	User Defined Field 1 Code		
UDF1_DESCR	User Defined Field 1 Description		

<b>Target Field</b>	<b>OBIEE Field</b>	<b>Source Field</b>	<b>Transformation / Calculation Logic</b>
UDF2_CD	User Defined Field 2 Code		
UDF2_DESCR	User Defined Field 2 Description		
UDF3_CD	User Defined Field 3 Code		
UDF3_DESCR	User Defined Field 3 Description		
UDF4_CD	User Defined Field 4 Code		
UDF4_DESCR	User Defined Field 4 Description		
UDF5_CD	User Defined Field 5 Code		
UDF5_DESCR	User Defined Field 5 Description		
UDF6_CD	User Defined Field 6 Code		
UDF6_DESCR	User Defined Field 6 Description		
UDF7_CD	User Defined Field 7 Code		
UDF7_DESCR	User Defined Field 8 Description		
UDF8_CD	User Defined Field 8 Code		
UDF8_DESCR	User Defined Field 8 Description		
UDF9_CD	User Defined Field 9 Code		
UDF9_DESCR	User Defined Field 9 Description		
UDF10_CD	User Defined Field 10 Code		
UDF10_DESCR	User Defined Field 10 Description		

Target Field	OBIEE Field	Source Field	Transformation / Calculation Logic
DATA_SOURCE_IND	Data Source Indicator	B1_PROD_INSTANCE. DSI	<b>Transformation Logic:</b> This field is populated with the DSI value on the source product instance configuration. This table is populated as part of the initial setup and the DSI value is extracted from the environment ID of the source system (CI_INSTALLATION.ENV_ID).
DATA_LOAD_DTTM	Data Load Date/Time		<b>Transformation Logic:</b> This field is populated with the load timestamp value.
EFF_START_DTTM	Effective Start Date/ Time		
EFF_END_DTTM	Effective End Date/ Time		
JOB_NBR	Job Number		<b>Transformation Logic:</b> This field is populated with the ODI job execution session number.

## User Dimension

The User dimension stores the user details from the source system.

### Properties

Property	Value
Target Table	CD_USER
Table Type	Dimension
SCD Type	Type 2
Source System Driver Table	SC_USER
Stage Table	STG_CD_USER
ODI Package	B1_PKG_CD_USER
ETL View	B1_D_USER_VW

## Fields

Target Field	OBIEE Field	Source Field	Transformation / Calculation Logic
USER_KEY	User Dimension Surrogate Key		<b>Transformation Logic:</b> This field is populated with the sequence from SPL_USER_SEQ.
USER_CD	User Code (Natural Key)	SC_USER.USER_ID	
USER_DESCR	User Description	SC_USER.LAST_NAME  SC_USER.FIRST_NAME	<b>Transformation Logic:</b> This field is populated with Last Name, First Name.
UDF1_CD	User Defined Field 1 Code		
UDF1_DESCR	User Defined Field 1 Description		
UDF2_CD	User Defined Field 2 Code		
UDF2_DESCR	User Defined Field 2 Description		
UDF3_CD	User Defined Field 3 Code		
UDF3_DESCR	User Defined Field 3 Description		
UDF4_CD	User Defined Field 4 Code		
UDF4_DESCR	User Defined Field 4 Description		
UDF5_CD	User Defined Field 5 Code		
UDF5_DESCR	User Defined Field 5 Description		
UDF6_CD	User Defined Field 6 Code		
UDF6_DESCR	User Defined Field 6 Description		
UDF7_CD	User Defined Field 7 Code		
UDF7_DESCR	User Defined Field 8 Description		
UDF8_CD	User Defined Field 8 Code		

Target Field	OBIEE Field	Source Field	Transformation / Calculation Logic
UDF8_DESCR	User Defined Field 8 Description		
UDF9_CD	User Defined Field 9 Code		
UDF9_DESCR	User Defined Field 9 Description		
UDF10_CD	User Defined Field 10 Code		
UDF10_DESCR	User Defined Field 10 Description		
DATA_SOURCE_IND	Data Source Indicator	B1_PROD_INSTANCE. DSI	<b>Transformation Logic:</b> This field is populated with the DSI value on the source product instance configuration. This table is populated as part of the initial setup and the DSI value is extracted from the environment ID of the source system (CI_INSTALLATION.ENV_ID).
DATA_LOAD_DTTM	Data Load Date/Time		<b>Transformation Logic:</b> This field is populated with the load timestamp value.
EFF_START_DTTM	Effective Start Date/ Time		
EFF_END_DTTM	Effective End Date/ Time		
JOB_NBR	Job Number		<b>Transformation Logic:</b> This field is populated with the ODI job execution session number.

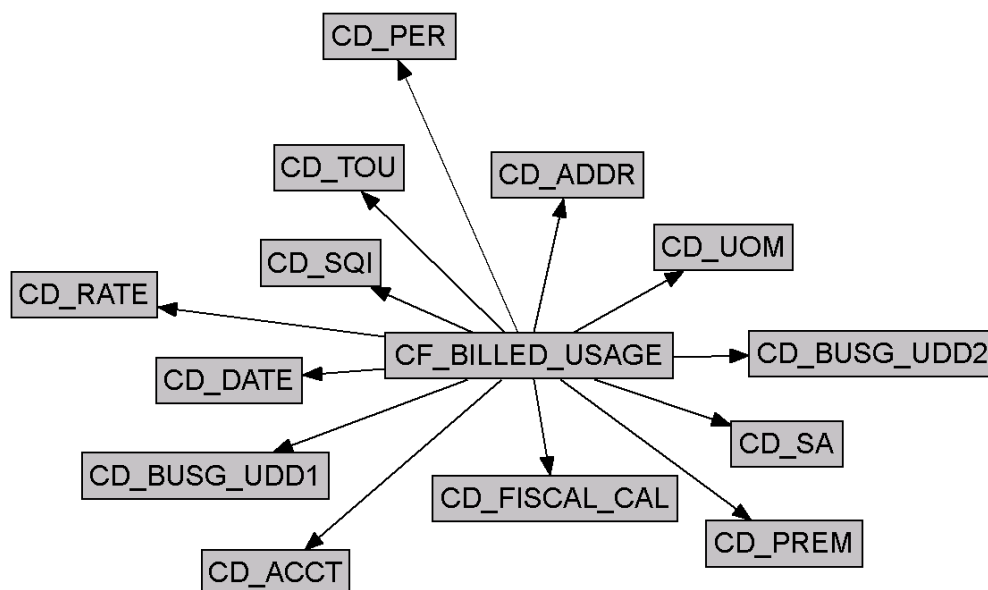


## Fact Tables

### Billed Usage Fact

The Billed Usage fact stores the information of the financial transactions and the usage associated with corresponding bills and bill segments.

#### Entity Relationship Diagram



#### Properties

Property	Value
Target Table Name	CF_BILLED_USAGE
Table Type	Fact
Fact Type	Accumulation
Driver Table	CI_FT
Stage Table Name	STG_CF_BILLED_USAGE
ODI Package Name	B1_PKG_CF_BILLED_USAGE
ETL View Name	B1_F_BILLED_USAGE_VW
Materialized View Name	B1_BILLEDUSAGE_MON_MV1 B1_BILLEDUSAGE_MON_TOPX_MV1

## Fields

Target Field	OBIEE Field	Source Field	Transformation / Calculation Logic
BILLED_USAGE_KEY	Billed Usage Key		<b>Transformation Logic:</b> This field is populated with the sequence from SPL_BILLED_USAGE_SEQ.
SRC_BILL_ID	Bill ID	CI_FT.PARENT_ID	
SRC_BSEG_ID	Bill Segment ID	CI_FT.SIBLING_ID	
SRC_FT_ID	Financial Transaction ID	CI_FT.FT_ID	
SRC_SQI_CD	Service Quantity Identifier Code		
SRC_TOU_CD	Time of Use Code		
SRC_UOM_CD	Unit of Measure Code		
SRC_RATE_SCHEDULE_CODE	Rate Schedule Code		<b>Transformation Logic:</b> This field is populated with the rate code from bill segment calculation header.  Every primary non-null rate schedule code on the bill segment calculation header leads to a new row in this fact.
BILLED_QTY	Billed Quantity	CI_BSEG_SQ.BILL_SQ  CI_BSEG_READ.FINAL_REG_QTY	<b>Transformation Logic:</b> If there is a single primary rate on bill segment calculation headers, use Bill SQ value from Bill Segment Service Quantity. Else, for each rate, for each usage period, sum up the Final Registered Quantity from bill segment read for the UOM/TOU/SQI combination.

Target Field	OBIEE Field	Source Field	Transformation / Calculation Logic
CALC_AMT	Calculated Amount	CI_BSEG_CALC_LN. CALC_AMT  CI_BSEG_CALC. CALC_AMT	<p><b>Calculation Logic:</b> If single primary rate, sum up the calculation amount from bill segment calculation lines. Else, for each rate, calculate the sum of calculation amounts for the UOM/TOU/SQI of the calculation header's usage period.</p> <p><b>Note:</b> The amounts are grouped on the UOM/TOU/SQI combination.</p>
CURRENCY_CD	Currency Code	CI_FT.CURRENCY_CD	
FACT_CNT	Fact Count		<p><b>Transformation Logic:</b> This field is populated with the standard value of '1'.</p>
INIT_QTY	Initial Quantity	CI_BSEG_SQ.INIT_SQ  CI_BSEG_READ.MSR_QTY	<p><b>Transformation Logic:</b> If there is a single primary rate single on bill segment calculation headers, use initial SQ value from bill segment service quantity. Else, for each rate, for each usage period, sum up the Measured Quantity from bill segment read for the UOM/TOU/SQI combination.</p>
SEG_DAYS	Bill Segment Days		<p><b>Calculation Logic:</b> This field is populated with the difference between the end date and the start date of the respective bill segment.</p>
SA_KEY	Service Agreement Dimension Surrogate Key	CI_FT.SA_ID	<p><b>Transformation Logic:</b> This field is populated with the service agreement on the financial transaction.</p>

Target Field	OBIEE Field	Source Field	Transformation / Calculation Logic
ACCT_KEY	Account Dimension Surrogate Key	CI_SA.ACCT_ID	<b>Transformation Logic:</b> This field is populated with the account on the service agreement for which the bill segment was generated.
PER_KEY	Person Dimension Surrogate Key	CI_ACCT_PER.PER_ID	<b>Transformation Logic:</b> This field is populated with the main customer of the respective account.
ADDR_KEY	Address Dimension Surrogate Key		<b>Transformation Logic:</b> This field is populated with the characteristic premise on the service agreement. If not found, the mailing premise ID on the account is used.
BILL_DATE_KEY	Date Dimension Surrogate Key	CI_BILL.CRE_DTTM	<b>Transformation Logic:</b> This field is populated with the creation date of the bill associated with the bill segment.
BSEG_STRT_DATE_KEY	Date Dimension Surrogate Key	CI_BSEG.START_DT	<b>Transformation Logic:</b> This field is populated with the start date of the respective bill segment.
BSEG_END_DATE_KEY	Date Dimension Surrogate Key	CI_BSEG.END_DT	<b>Transformation Logic:</b> This field is populated with the end date of the respective bill segment.
FISCAL_CAL_KEY	Fiscal Period Dimension Surrogate Key	CI_GL_DIVISION.CAL ANDER_CD	<b>Transformation Logic:</b> This field is populated with the calendar code from GL_DIVISION based on the input accounting date.
PREM_KEY	Premise Dimension Surrogate Key	CI_SA.CHAR_PREM_ID  CI_ACCT.MAILING_PREM_ID	<b>Transformation Logic:</b> This field is populated with the characteristic premise on the service agreement. If not found, the mailing premise ID on the account is used.

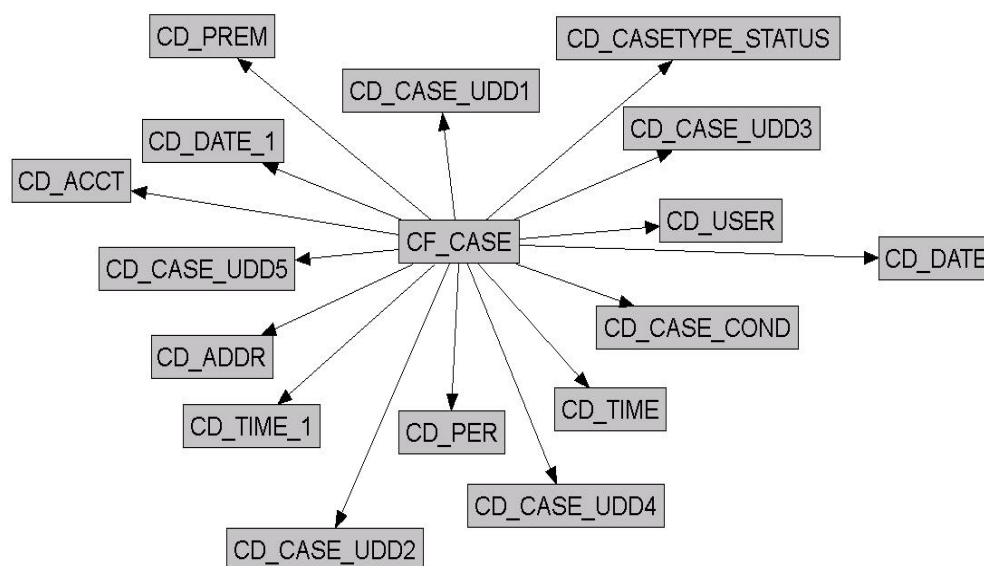
Target Field	OBIEE Field	Source Field	Transformation / Calculation Logic
RATE_KEY	Rate Dimension Surrogate Key	CI_BSEG_CALC.RS_CD	<p><b>Transformation Logic:</b> This field is populated with rate code from the bill segment calculation header.</p> <p>Every primary non-null rate schedule code on the bill segment calculation header leads to a new row in this fact.</p>
SQL_KEY	Service Quantity Identifier Dimension Surrogate Key	CI_BSEG_SQ.SQL_CD	<p><b>Transformation Logic:</b> This field is populated with the SQI code associated with bill segment service quantity.</p>
TOU_KEY	Time of Use Dimension Surrogate Key	CI_BSEG_SQ.TOU_CD	<p><b>Transformation Logic:</b> This field is populated with the TOU code associated with bill segment service quantity.</p>
UOM_KEY	Unit of Measure Dimension Surrogate Key	CI_BSEG_SQ.UOM_CD	<p><b>Transformation Logic:</b> This field is populated with the UOM code associated with bill segment service quantity.</p>
BUSG_UDD1_KEY	Bill Segment Usage User Defined Dimension 1 Surrogate Key		
BUSG_UDD2_KEY	Bill Segment Usage User Defined Dimension 2 Surrogate Key		
UDM1	User Defined Measure 1	CI_FT.FREEZE_DTTM  CI_BSEG.END_DT	<p><b>Transformation Logic:</b> This field is populated with the bill lag. Bill lag is calculated as the difference between the bill segment freeze (financial transaction freeze date) and the meter read date (bill segment end date).</p>
UDM2	User Defined Measure 2		
UDM3	User Defined Measure 3		
UDDGEN1	User Defined Degenerate Dimension 1		

Target Field	OBIEE Field	Source Field	Transformation / Calculation Logic
UDDGEN2	User Defined Degenerate Dimension 2		
UDDGEN3	User Defined Degenerate Dimension 3		
JOB_NBR	Job Number		<b>Transformation Logic:</b> This field is populated with the ODI job execution session number.
DATA_SOURCE_IND	Data Source Indicator	B1_PROD_INSTANCE.DSI	<b>Transformation Logic:</b> This field is populated with the DSI value on the source product instance configuration. This table is populated as part of the initial setup and the DSI value is extracted from the environment ID of the source system (CI_INSTALLATION_ENV_ID).

## Case Fact

The Case fact stores all cases defined in the source system, and also their duration.

### Entity Relationship Diagram



### Properties

Property	Value
Target Table Name	CF_CASE
Table Type	Fact
Fact Type	Accumulation
Driver Table	CI_CASE
Stage Table Name	STG_CF_CASE
ODI Package Name	B1_PKG_CF_CASE
ETL View Name	B1_F_CASE_VW
Materialized View Name	B1_CASE_MON_MV1 B1_CASE_MON_MV2 B1_CASE_TOPX_MON_MV1 B1_CASE_TOPX_MON_MV2

### Fields

Target Field	OBIEE Field	Source Field	Transformation / Calculation Logic
ACCT_KEY	Account Dimension Surrogate Key	CI_CASE.ACCT_ID	
ADDR_KEY	Address Dimension Surrogate Key	CI_CASE.PREM_ID	

Target Field	OBIEE Field	Source Field	Transformation / Calculation Logic
CASETY_STAT_KEY	Case Type Status Dimension Surrogate Key	CI_CASE.CASE_TYPE _CD  CI_CASE.CASE_ STATUS_CD	
CASE_COND_KEY	Case Condition Dimension Surrogate Key	CI_CASE.CASE_CON D_FLG	
CASE_LEN	Duration	CI_CASE.CASE_CON D_FLG	<b>Transformation Logic:</b> This field is populated with '0' if the case is open. Else, it is populated, in hours, with the difference between the closed date and the open date.
CASE_UDD1_KEY	Case User Defined Dimension 1 Surrogate Key		
CASE_UDD2_KEY	Case User Defined Dimension 2 Surrogate Key		
CASE_UDD3_KEY	Case User Defined Dimension 3 Surrogate Key		
CASE_UDD4_KEY	Case User Defined Dimension 4 Surrogate Key		
CASE_UDD5_KEY	Case User Defined Dimension 5 Surrogate Key		
OPEN_DATE_KEY	Date Dimension Surrogate Key	CI_CASE_LOG.LOG_ DTTM	<b>Transformation Logic:</b> This field is populated with the date of the open log for the respective case.
CLOSE_DATE_KEY	Date Dimension Surrogate Key	CI_CASE_LOG.LOG_ DTTM	<b>Transformation Logic:</b> This field is populated only when the case is closed. It is populated with the maximum log date.
FACT_CNT	Fact Count		<b>Transformation Logic:</b> This field is populated with the standard value of "1".



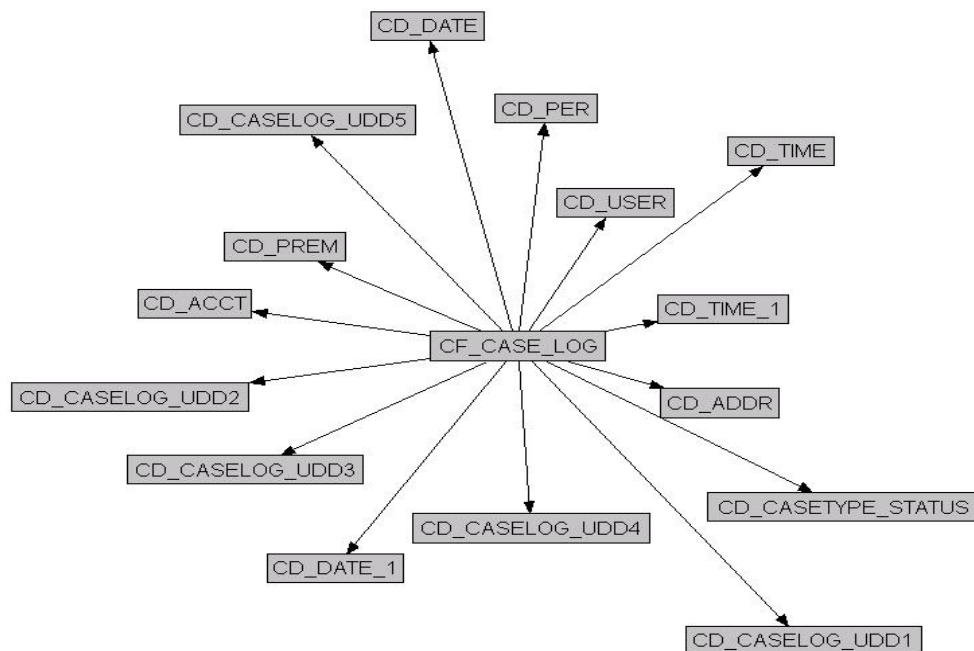
Target Field	OBIEE Field	Source Field	Transformation / Calculation Logic
PER_KEY	Person Dimension Surrogate Key	CI_CASE.PER_ID	
PREM_KEY	Premise Dimension Surrogate Key	CI_CASE.PREM_ID	
UDM1	User Defined Measure 1		
UDM2	User Defined Measure 2		
UDM3	User Defined Measure 3		
UDM4	User Defined Measure 4		
UDM5	User Defined Measure 5		
USER_KEY	User Dimension Surrogate Key	CI_CASE.USER_ID	
CASE_KEY	Case Fact Key		<b>Transformation Logic:</b> This field is populated with the sequence from B1_CASE_SEQ.
SRC_CASE_ID	Case ID (Natural Key)	CI_CASE.CASE_ID	
CURRENCY_CD	Currency Code	CI_INSTALLATION.CURRENCY_CD	
UDDGEN1	User Defined Degenerate Dimension 1		
UDDGEN2	User Defined Degenerate Dimension 2		
UDDGEN3	User Defined Degenerate Dimension 3		
OPEN_TIME_KEY	Time Dimension Surrogate Key	CI_CASE_LOG.LOG_DTTM	<b>Transformation Logic:</b> This field is populated with the time of the open log for the respective case.
CLOSE_TIME_KEY	Time Dimension Surrogate Key	CI_CASE_LOG.LOG_DTTM	<b>Transformation Logic:</b> This field is populated with 'null' if the case is in open condition. If the case is closed, then it is populated with the maximum log time.
UDDFK1_KEY	User Defined Dimension Surrogate Key 1		
UDDFK2_KEY	User Defined Dimension Surrogate Key 2		

Target Field	OBIEE Field	Source Field	Transformation / Calculation Logic
UDDFK3_KEY	User Defined Dimension Surrogate Key 3		
UDDFK4_KEY	User Defined Dimension Surrogate Key 4		
UDDFK5_KEY	User Defined Dimension Surrogate Key 5		
DATA_SOURCE_IND	Data Source Indicator	B1_PROD_INSTANCE. DSI	<b>Transformation Logic:</b> This field is populated with the DSI value on the source product instance configuration. This table is populated as part of the initial setup and the DSI value is extracted from the environment ID of the source system (CI_INSTALLATION.E NV_ID).
JOB_NBR	Job Number		<b>Transformation Logic:</b> This field is populated with the ODI job execution session number.

## Case Log Fact

The Case Log fact stores the case state transition changes in the source system. This fact captures information to indicate if the case is in initial or final state, the time the case was open, and the time the case spent in the previous state.

### Entity Relationship Diagram



### Properties

Property	Value
Target Table Name	CF_CASE_LOG
Table Type	Fact
Fact Type	Accumulation
Driver Table	CI_CASE_LOG
Stage Table Name	STG_CF_CASE_LOG
ODI Package Name	B1_PKG_CF_CASE_LOG
ETL View Name	B1_F_CASE_LOG_VW
Materialized View Name	B1_CASELOG_MON_MV1

<b>Fields</b>			
<b>Target Field</b>	<b>OBIEE Field</b>	<b>Source Field</b>	<b>Transformation / Calculation Logic</b>
CASELOG_KEY	Case Log Fact Key		<b>Transformation Logic:</b> This field is populated with the sequence from B1_CASE_LOG_SEQ.
CASE_LOG_SEQ	Case Log Sequence	CI_CASE_LOG.SEQ_NUM	
SRC_CASE_ID	Case ID (Natural Key)	CI_CASE_LOG.CASE_ID	
CURRENCY_CD	Currency Code	CI_INSTALLATION.CURRENCY_CD	
INITIAL_STATUS_IND	Initial Status Indicator	CI_CASE_LOG.CASE_LOG_TYPE_FLG	<b>Transformation Logic:</b> This field is populated with '1' when the Log Type is "Created". It is populated with '0' when the Log Type is "Status Transition". Otherwise, it is populated with '0'.
FINAL_STATUS_IND	Final Status Indicator	CI_CASE_LOG.CASE_LOG_TYPE_FLG CI_CASE.CASE_CONDITION_FLG	<b>Transformation Logic:</b> This field is populated with '1' when the Log Type is "Status Transition" and Case Condition Flag is "Closed".
TIME_CASE_OPEN	Case Open Time	CI_CASE_LOG.LOG_DTTM	<b>Transformation Logic:</b> This field is populated with '0' if the log type is "Created". If the log type is "Status Transition", it is populated, in hours, with the difference between the current log date and the open log date.
TIME_IN_PREV_ST	Time in Previous Status	CI_CASE_LOG.LOG_DTTM	<b>Transformation Logic:</b> This field is populated with '0' if the log type is "Created". If the log type is "Status Transition", it is populated, in hours, with the difference between the current log date and the previous "Status Transition" log date.

Target Field	OBIEE Field	Source Field	Transformation / Calculation Logic
ACCT_KEY	Account Dimension Surrogate Key	CI_CASE.ACCT_ID	
ADDR_KEY	Address Dimension Surrogate Key	CI_CASE.PREM_ID	
CASETY_STAT_KEY	Case Log Type Status Dimension Surrogate Key	CI_CASE_LOG.CASE_ TYPE_CD	
LOG_DATE_KEY	Date Dimension Surrogate key	CI_CASE_LOG.LOG_ DTTM	<b>Transformation Logic:</b> This field is populated using the date portion from the source.
LOG_TIME_KEY	Time Dimension Surrogate Key	CI_CASE_LOG.LOG_ DTTM	<b>Transformation Logic:</b> This field is populated using the time portion from the source.
OPEN_DATE_KEY	Date Dimension Surrogate key	CI_CASE_LOG.LOG_ DTTM	<b>Transformation Logic:</b> This field is populated using the date portion of the “Created” log entry for the current case.
OPEN_TIME_KEY	Time Dimension Surrogate Key	CI_CASE_LOG.LOG_ DTTM	<b>Transformation Logic:</b> This field is populated using the time portion of the “Created” log entry for the current case.
PER_KEY	Person Dimension Surrogate Key	CI_CASE.PER_ID	
PREM_KEY	Premise Dimension Surrogate Key	CI_CASE.PREM_ID	
PV_CASETY_STAT_ KEY	Case Log Type Status Dimension Surrogate Key	CI_CASE_LOG.CASE_ STATUS_CD	<b>Transformation Logic:</b> This field is populated only when the log type is “Status Transition”. It is populated with the case status code from the previous “Status Transition” log.
USER_KEY	User Dimension Surrogate Key	CI_CASE_LOG.USER_ ID	
CASELOG_UDD1_ KEY	Case Log User Defined Dimension 1 Surrogate Key		
CASELOG_UDD2_ KEY	Case Log User Defined Dimension 2 Surrogate Key		

Target Field	OBIEE Field	Source Field	Transformation / Calculation Logic
CASELOG_UDD3_KEY	Case Log User Defined Dimension 3 Surrogate Key		
CASELOG_UDD4_KEY	Case Log User Defined Dimension 4 Surrogate Key		
CASELOG_UDD5_KEY	Case Log User Defined Dimension 5 Surrogate Key		
FACT_CNT	Fact Count		<b>Transformation Logic:</b> This field is populated with the standard value of "1".
UDM1	User Defined Measure 1		
UDM2	User Defined Measure 2		
UDM3	User Defined Measure 3		
UDDGEN1	User Defined Degenerate Dimension 1		
UDDGEN2	User Defined Degenerate Dimension 2		
UDDGEN3	User Defined Degenerate Dimension 3		
UDDFK1_KEY	User Defined Dimension Surrogate Key 1		
UDDFK2_KEY	User Defined Dimension Surrogate Key 2		
UDDFK3_KEY	User Defined Dimension Surrogate Key 3		
UDDFK4_KEY	User Defined Dimension Surrogate Key 4		
UDDFK5_KEY	User Defined Dimension Surrogate Key 5		

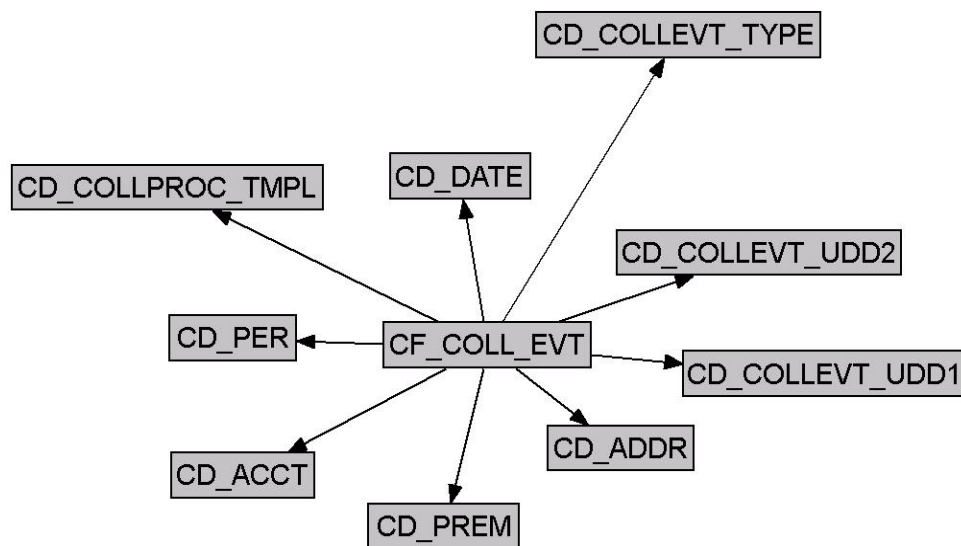
Target Field	OBIEE Field	Source Field	Transformation / Calculation Logic
DATA_SOURCE_IND	Data Source Indicator	CI_INSTALLATION.E NV_ID	<b>Transformation Logic:</b> This field is populated with the DSI value on the source product instance configuration. This table is populated as part of the initial setup and the DSI value is extracted from the environment ID of the source system (CI_INSTALLATION.E NV_ID).
JOB_NBR	Job Number		<b>Transformation Logic:</b> This field is populated with the ODI job execution session number.

**Note:** Only the case logs with type as “Created” or “Status Transition” are retrieved.

## Collectible Event Fact

The Collectible Event fact stores the collection events, cut event, over due event, and severity event information.

### Entity Relationship Diagram



### Properties

Property	Value
Target Table Name	CF_COLL_EVT
Table Type	Fact
Fact Type	Accumulation
Driver Table	CI_COLL_EVT CI_SEV_EVT CI_OD_EVT CI_CUT_EVT
Stage Table Name	STG_CF_COLL_EVT
ODI Package Name	B1_PKG_CF_COLL_EVT
ETL View Name	B1_F_COLL_EVT_VW
Materialized View Name	



## Fields

### Source 1 - Collectible Event (CI\_COLL\_EVT)

Target Field	OBIEE Field	Source Field	Transformation / Calculation Logic
COLL_EVT_KEY	Collectible Event Fact Surrogate Key		<b>Transformation Logic:</b> This field is populated with the sequence from B1_COLL_EVT_SEQ.
COLL_PROC_ID	Collection Process ID	CI_COLL_EVT.COLL_PROC_ID	<b>Transformation Logic:</b> All completed collection events (Status 30) are to be retrieved for this fact.
COLL_EVT_SEQ	Collection Event Sequence	CI_COLL_EVT.EVT_SEQ	
COLL_EVT_SRC_IND	Collectible Event Source Indicator		<b>Transformation Logic:</b> This indicator is set to '0'.
CURRENCY_CD	Currency Code	CI_ACCT.CURRENCY_CD	<b>Transformation Logic:</b> This field is populated with the account's currency code.
ACCT_KEY	Account Dimension Surrogate Key	CI_COLL_PROC.ACCT_ID	
ADDR_KEY	Address Dimension Surrogate Key	CI_ACCT.MAILING_P REM_ID  CI_SA.CHAR_PREM_ID	<b>Transformation Logic:</b> This field is populated with the mailing premise ID of the account. If not found, the characteristic premise on the service agreement is used.
CEVT_TYPE_KEY	Collectible Event Type Dimension Key	CI_COLL_EVT.COLL_EVT_TYP_CD	<b>Transformation Logic:</b> Prefix the Collection Event Type with 'C_' and store it in the column.
COLL_TMPL_KEY	Collectible Process Template Dimension Key	CI_COLL_PROC.COLL_PROC_TMPL_CD	<b>Transformation Logic:</b> Prefix the Collection Process Template Code with 'C_'.
EVENT_DATE_KEY	Date Dimension Surrogate Key	CI_COLL_EVT.COMP LETION_DT	
PER_KEY	Person Dimension Surrogate Key	CI_ACCT_PER.PER_ID	<b>Transformation Logic:</b> This field is populated with the main customer of the account.

Target Field	OBIEE Field	Source Field	Transformation / Calculation Logic
PREM_KEY	Premise Dimension Surrogate Key	CI_ACCT.MAILING_P REM_ID  CI_SA.CHAR_PREM_I D	<b>Transformation Logic:</b> This field is populated with the mailing premise ID of the account. If not found, the characteristic premise on the service agreement is used.
COLLEVT_UDD1_KEY	Collectible Event User Defined Dimension 1 Surrogate Key		
COLLEVT_UDD2_KEY	Collectible Event User Defined Dimension 2 Surrogate Key		
FACT_CNT	Fact Count		<b>Transformation Logic:</b> This field is populated with the standard value of '1'.
UDM1	User Defined Measure 1		
UDM2	User Defined Measure 2		
UDM3	User Defined Measure 3		
UDDGEN1	User Defined Degenerate Dimension 1		
UDDGEN2	User Defined Degenerate Dimension 2		
UDDGEN3	User Defined Degenerate Dimension 3		
UDDFK1_KEY	User Defined Dimension Surrogate Key 1		
UDDFK2_KEY	User Defined Dimension Surrogate Key 2		
UDDFK3_KEY	User Defined Dimension Surrogate Key 3		
UDDFK4_KEY	User Defined Dimension Surrogate Key 4		
UDDFK5_KEY	User Defined Dimension Surrogate Key 5		

Target Field	OBIEE Field	Source Field	Transformation / Calculation Logic
DATA_SOURCE_IND	Data Source Indicator	CI_INSTALLATION.E NV_ID	<b>Transformation Logic:</b> This field is populated with the DSI value on the source product instance configuration. This table is populated as part of the initial setup and the DSI value is extracted from the environment ID of the source system (CI_INSTALLATION.E NV_ID).
JOB_NBR	Job Number		<b>Transformation Logic:</b> This field is populated with the ODI job execution session number.

#### Source 2 - Severance Event (CI\_SEV\_EVT)

Target Field	OBIEE Field	Source Field	Transformation / Calculation Logic
COLL_EVT_KEY	Collectible Event Fact Surrogate Key		<b>Transformation Logic:</b> This field is populated with the sequence from B1_COLL_EVT_SEQ.
COLL_PROC_ID	Collection Process ID	CI_SEV_EVT.SEV_PR OC_ID	<b>Transformation Logic:</b> All completed severance events (Status 30) need to be retrieved for this fact
COLL_EVT_SEQ	Collection Event Sequence	CI_SEV_EVT.EVT_SE Q	
COLL_EVT_SRC_IND	Collectible Event Source Indicator		<b>Transformation Logic:</b> This indicator is set to '1'.
CURRENCY_CD	Currency Code	CI_ACCT.CURRENCY_ CD	<b>Transformation Logic:</b> This field is populated with the account's currency code.
ACCT_KEY	Account Dimension Surrogate Key	CI_SA.ACCT_ID	<b>Transformation Logic:</b> This field is populated with the account on the service agreement of the severance process.

Target Field	OBIEE Field	Source Field	Transformation / Calculation Logic
ADDR_KEY	Address Dimension Surrogate Key	CI_SA.CHAR_PREM_ID  CI_ACCT.MAILING_P REM_ID  CI_SA.CHAR_PREM_ID  CI_ACCT.MAILING_P REM_ID	<b>Transformation Logic:</b> This field is populated with the characteristic premise on the service agreement. If not found, the mailing premise ID on the account is used.
CEVT_TYPE_KEY	Collectible Event Type Dimension Key	CI_SEV_EVT.SEV_EVT_TYPE_CD	<b>Transformation Logic:</b> Prefix the severance event type code with 'S_' and use.
COLL_TMPL_KEY	Collectible Process Template Dimension Key	CI_COLL_PROC.COLL_PROC_TMPL_CD	<b>Transformation Logic:</b> Use the collection template corresponding to severance processes' collection process ID and prefix it with 'C_'.
EVENT_DATE_KEY	Date Dimension Surrogate Key	CI_SEV_EVT.COMPLETION_DT	
PER_KEY	Person Dimension Surrogate Key	CI_ACCT_PER.PER_ID	<b>Transformation Logic:</b> This field is populated with the main customer of the account.
PREM_KEY	Premise Dimension Surrogate Key	CI_SA.CHAR_PREM_ID  CI_ACCT.MAILING_P REM_ID	<b>Transformation Logic:</b> This field is populated with the characteristic premise on the service agreement. If not found, the mailing premise ID on the account is used.
COLLEVT_UDD1_KEY	Collectible Event User Defined Dimension 1 Surrogate Key		
COLLEVT_UDD2_KEY	Collectible Event User Defined Dimension 2 Surrogate Key		
FACT_CNT	Fact Count		<b>Transformation Logic:</b> This field is populated with the standard value of '1'.
UDM1	User Defined Measure 1		
UDM2	User Defined Measure 2		

Target Field	OBIEE Field	Source Field	Transformation / Calculation Logic
UDM3	User Defined Measure 3		
UDDGEN1	User Defined Degenerate Dimension 1		
UDDGEN2	User Defined Degenerate Dimension 2		
UDDGEN3	User Defined Degenerate Dimension 3		
UDDFK1_KEY	User Defined Dimension Surrogate Key 1		
UDDFK2_KEY	User Defined Dimension Surrogate Key 2		
UDDFK3_KEY	User Defined Dimension Surrogate Key 3		
UDDFK4_KEY	User Defined Dimension Surrogate Key 4		
UDDFK5_KEY	User Defined Dimension Surrogate Key 5		
DATA_SOURCE_IND	Data Source Indicator	CI_INSTALLATION.E NV_ID	<b>Transformation Logic:</b> This field is populated with the DSI value on the source product instance configuration. This table is populated as part of the initial setup and the DSI value is extracted from the environment ID of the source system (CI_INSTALLATION.E NV_ID).
JOB_NBR	Job Number		<b>Transformation Logic:</b> This field is populated with the ODI job execution session number.

### Source 3 - Overdue Event (CI\_OD\_EVT)

Target Field	OBIEE Field	Source Field	Transformation / Calculation Logic
COLL_EVT_KEY	Collectible Event Fact Surrogate Key		<b>Transformation Logic:</b> This field is populated with the sequence from B1_COLL_EVT_SEQ.

Target Field	OBIEE Field	Source Field	Transformation / Calculation Logic
COLL_PROC_ID	Collection Process ID	CI_OD_EVT.OD_PRO C_ID	<b>Transformation Logic:</b> Completed overdue events (Status 30) are retrieved for this fact.
COLL_EVT_SEQ	Collection Event Sequence	CI_OD_EVT.EVT_SE Q	
COLL_EVT_SRC_IND	Collectible Event Source Indicator		<b>Transformation Logic:</b> This indicator is set to '2'.
CURRENCY_CD	Currency Code	CI_ACCT.CURRENCY_ CD	<b>Transformation Logic:</b> This field is populated with the account's currency code.
ACCT_KEY	Account Dimension Surrogate Key	CI_OD_PROC.ACCT_I D	
ADDR_KEY	Address Dimension Surrogate Key	CI_ACCT.MAILING_P REM_ID  CI_SA.CHAR_PREM_I D	<b>Transformation Logic:</b> This field is populated with the mailing premise ID of the account. If not found, use the characteristic premise from the service agreement.
CEVT_TYPE_KEY	Collectible Event Type Dimension Key	CI_OD_EVT.OD_EVT_ TYPE_CD	<b>Transformation Logic:</b> Prefix the overdue event type code with 'OD_' and use it.
COLL_TMPL_KEY	Collectible Process Template Dimension Key	CI_OD_PROC.OD_PR OC_TMP_CD	<b>Transformation Logic:</b> This field is populated with Collection Process Template Code prefixed with 'OD_'.
EVENT_DATE_KEY	Date Dimension Surrogate Key		
PER_KEY	Person Dimension Surrogate Key	CI_ACCT_PER.PER_I D	<b>Transformation Logic:</b> This field is populated with the main customer of the account.
PREM_KEY	Premise Dimension Surrogate Key	CI_ACCT.MAILING_P REM_ID  CI_SA.CHAR_PREM_I D	<b>Transformation Logic:</b> This field is populated with the mailing premise ID of the account. If not found, use the characteristic premise from the service agreement.

Target Field	OBIEE Field	Source Field	Transformation / Calculation Logic
COLLEVT_UDD1_KEY	Collectible Event User Defined Dimension 1 Surrogate Key		
COLLEVT_UDD2_KEY	Collectible Event User Defined Dimension 2 Surrogate Key		
FACT_CNT	Fact Count		<b>Transformation Logic:</b> This field is populated with the standard value of '1'.
UDM1	User Defined Measure 1		
UDM2	User Defined Measure 2		
UDM3	User Defined Measure 3		
UDDGEN1	User Defined Degenerate Dimension 1		
UDDGEN2	User Defined Degenerate Dimension 2		
UDDGEN3	User Defined Degenerate Dimension 3		
UDDFK1_KEY	User Defined Dimension Surrogate Key 1		
UDDFK2_KEY	User Defined Dimension Surrogate Key 2		
UDDFK3_KEY	User Defined Dimension Surrogate Key 3		
UDDFK4_KEY	User Defined Dimension Surrogate Key 4		
UDDFK5_KEY	User Defined Dimension Surrogate Key 5		
DATA_SOURCE_IND	Data Source Indicator	CI_INSTALLATION.E NV_ID	<b>Transformation Logic:</b> This field is populated with the DSI value on the source product instance configuration. This table is populated as part of the initial setup and the DSI value is extracted from the environment ID of the source system (CI_INSTALLATION.E NV_ID).

Target Field	OBIEE Field	Source Field	Transformation / Calculation Logic
JOB_NBR	Job Number		<b>Transformation Logic:</b> This field is populated with the ODI job execution session number.
<b>Source 4 - Cut Event (CI_CUT_EVT)</b>			
Target Field	OBIEE Field	Source Field	Transformation / Calculation Logic
COLL_EVT_KEY	Collectible Event Fact Surrogate Key		<b>Transformation Logic:</b> This field is populated with the sequence from B1_COLL_EVT_SEQ.
COLL_PROC_ID	Collection Process ID	CI_CUT_EVT.CUT_PROC_ID	<b>Transformation Logic:</b> All completed cut events are retrieved for this fact.
COLL_EVT_SEQ	Collection Event Sequence	CI_CUT_EVT.EVT_SEQ	
COLL_EVT_SRC_IND	Collectible Event Source Indicator		<b>Transformation Logic:</b> This indicator is set to '3'.
CURRENCY_CD	Currency Code	CI_ACCT.CURRENCY_CD	<b>Transformation Logic:</b> This field is populated with the account's currency code.
ACCT_KEY	Account Dimension Surrogate Key	CI_SA.ACCT_ID	<b>Transformation Logic:</b> This field is based on the service agreement ID. It is populated with the respective account ID.
ADDR_KEY	Address Dimension Surrogate Key	CI_SA.CHAR_PREM_ID  CI_ACCT.MAILING_P REM_ID	<b>Transformation Logic:</b> This field is populated with the characteristic premise on the service agreement. If not found, the mailing premise mailing ID on the account is used.
CEVT_TYPE_KEY	Collectible Event Type Dimension Key	CI_CUT_EVT.CUT_EVT_TYPE_CD	<b>Transformation Logic:</b> Retrieve the cut event type code and prefix with 'CUT_' and use it.



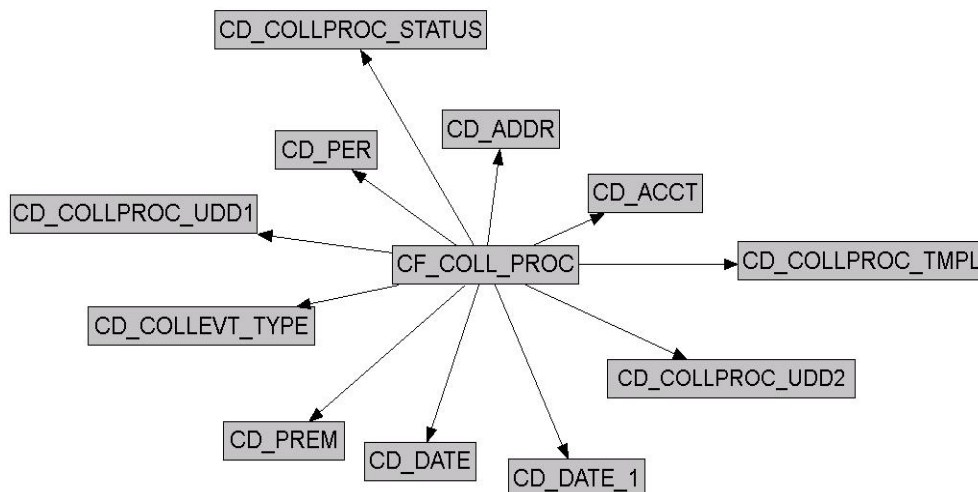
Target Field	OBIEE Field	Source Field	Transformation / Calculation Logic
COLL_TMPL_KEY	Collectible Process Template Dimension Key	CI_OD_PROC.OD_PR OC_TMP_CD	<b>Transformation Logic:</b> Use the process template corresponding to cut processes' overdue process ID and prefix with 'OD_'.
EVENT_DATE_KEY	Date Dimension Surrogate Key	CI_CUT_EVT.CUT_EV T_STAT_DTTM	
PER_KEY	Person Dimension Surrogate Key	CI_ACCT_PER.PER_I D	<b>Transformation Logic:</b> This field is populated with the main customer of the account.
PREM_KEY	Premise Dimension Surrogate Key	CI_SA.CHAR_PREM_I D  CI_ACCT.MAILING_P REM_ID	<b>Transformation Logic:</b> This field is populated with the characteristic premise on the service agreement. If not found, the mailing premise mailing ID on the account is used.
COLLEVT_UDD1_KEY	Collectible Event User Defined Dimension 1 Surrogate Key		
COLLEVT_UDD2_KEY	Collectible Event User Defined Dimension 2 Surrogate Key		
FACT_CNT	Fact Count		<b>Transformation Logic:</b> This field is populated with the standard value of '1'.
UDM1	User Defined Measure 1		
UDM2	User Defined Measure 2		
UDM3	User Defined Measure 3		
UDDGEN1	User Defined Degenerate Dimension 1		
UDDGEN2	User Defined Degenerate Dimension 2		
UDDGEN3	User Defined Degenerate Dimension 3		
UDDFK1_KEY	User Defined Dimension Surrogate Key 1		
UDDFK2_KEY	User Defined Dimension Surrogate Key 2		

Target Field	OBIEE Field	Source Field	Transformation / Calculation Logic
UDDFK3_KEY	User Defined Dimension Surrogate Key 3		
UDDFK4_KEY	User Defined Dimension Surrogate Key 4		
UDDFK5_KEY	User Defined Dimension Surrogate Key 5		
DATA_SOURCE_IND	Data Source Indicator	CI_INSTALLATION.E NV_ID	<b>Transformation Logic:</b> This field is populated with the DSI value on the source product instance configuration. This table is populated as part of the initial setup and the DSI value is extracted from the environment ID of the source system (CI_INSTALLATION.E NV_ID).
JOB_NBR	Job Number		<b>Transformation Logic:</b> This field is populated with the ODI job execution session number.

## Collectible Process Fact

The Collectible Process fact stores the collection process as well as overdue process information from the source system.

### Entity Relationship Diagram



### Properties

Property	Value
Target Table Name	CF_COLL_PROC
Table Type	Fact
Fact Type	Accumulation
Driver Table	CI_COLL_PROC CI_OD_PROC CI_SEV_PROC CI_CUT_PROC
Stage Table Name	STG_CF_COLL_PROC
ODI Package Name	B1_PKG_CF_COLL_PROC
ETL View Name	B1_F_COLL_PROC_VW B1_F_OD_PROC_VW
Materialized View Name	B1_COLLPROC_MON_MV1 B1_COLLPROC_MON_MV2 B1_COLLPROC_MON_TOPX_MV1 B1_COLLPROC_MON_TOPX_MV2

## Fields

### Source 1 - Collection Process (CI\_COLL\_PROC)

Target Field	OBIEE Field	Source Field	Transformation / Calculation Logic
COLLPROC_KEY	Collectible Process Fact Surrogate Key		<b>Transformation Logic:</b> This field is populated with the sequence from SPL_COLL_PROC_SEQ.
SRC_COLLPROC_ID	Collection Process ID	CI_COLL_PROC.COLL_PROC_ID	
ARRS_AT_START	Arrears at Start	CI_FT.TOT_AMT	<b>Transformation Logic:</b> This field is populated with the balance of all collection service agreements that are linked to the collection process, by using the collection arrears date and creation date of collection process as debit and credit dates.
ARRS_AT_END	Arrears at End	CI_FT.CUR_AMT	<b>Transformation Logic:</b> This is populated with a zero if collection process is active. Else, is populated with the balance of all active service agreements associated with collection process using Arrears Date and End Date of collection process as debit and credit dates.
ARRS_DIFF	Arrears at End - Arrears at Start		<b>Transformation Logic:</b> This field is populated with the difference between the arrears at start and arrears at end.
COLLPROC_DURATION	Collection Process Duration		<b>Transformation Logic:</b> This field is populated with the difference, in hours, between the end date and start date of the collection process.
COLL_PROC_SRC	Collection Process Source		<b>Transformation Logic:</b> This field is populated with '0'.

Target Field	OBIEE Field	Source Field	Transformation / Calculation Logic
CURRENCY_ID	Currency Code	CI_COLL_PROC.CURRENCY_CD	
ACCT_KEY	Account Dimension Surrogate Key	CI_COLL_PROC.ACCT_ID	
ADDR_KEY	Address Dimension Surrogate Key	CI_ACCT.MAILING_P REM_ID  CI_SA.CHAR_PREM_ID	<b>Transformation Logic:</b> This field is populated with mailing premise ID of the account. If not found, the characteristic premise ID of the service agreement is used.
COLLPROC_STAT_KEY	Collectible Process Status Dimension Key	CI_COLL_PROC.COLL_STATUS_FLG	<b>Transformation Logic:</b> 1. Set status as 'Active' when collection process is active or if collection process is completed and has a pending severance process. 2. 'Effective' when collection process has been canceled or completed, but all associated severance process are canceled. 3. 'Ineffective' if collection process is completed and atleast one severance process is completed or no severance processes are found.
COLL_TMPL_KEY	Collectible Process Template Dimension Key	CI_COLL_PROC.COLL_PROC_TMPL_CD	<b>Transformation Logic:</b> This field is populated with Collection Process Template Code prefixed with 'C_'.

Target Field	OBIEE Field	Source Field	Transformation / Calculation Logic
CEVT_TYPE_KEY	Collectible Event Type Dimension surrogate Key	CI_COLL_EVT.COLL_EVT_TYP_CD	<p><b>Transformation Logic:</b> This field is populated only if the collection process is in 'Effective' status.</p> <p>Retrieve the event type of the last completed collection event that was successful in collecting the payment. If multiple events are completed at same time, use the one with highest sequence.</p> <p>Prefix with 'C_' and use it.</p>
START_DATE_KEY	Date Dimension Surrogate Key	CI_COLL_PROC.CRE_DTTM	
END_DATE_KEY	Date Dimension Surrogate Key	CI_SEV_EVT.COMPLETION_DT  CI_COLL_EVT.COMPLETION_DT  CI_SEV_PROC.CRE_DTTM	<p><b>Transformation Logic:</b> If the collection process status is 'Active', no end date would exist. Else, use the maximum severance event completion date. If it is not found, use the collection event completion date. If it is not found, use the creation date of the collection process.</p>
PER_KEY	Person Dimension Surrogate Key	CI_ACCT_PER.PER_ID	<p><b>Transformation Logic:</b> Set person ID = account's main person ID</p>
PREM_KEY	Premise Dimension Surrogate Key	CI_ACCT.MAILING_PREM_ID  CI_SA.CHAR_PREM_ID	<p><b>Transformation Logic:</b> This field is populated with mailing premise ID of the account. If it is not found, the characteristic premise ID of the service agreement is used.</p>
COLLPROC_UDD1_KEY	Collectible Process User Defined Dimension 1 Surrogate Key		
COLLPROC_UDD2_KEY	Collectible Process User Defined Dimension 2 Surrogate Key		

Target Field	OBIEE Field	Source Field	Transformation / Calculation Logic
FACT_CNT	Fact Count		<b>Transformation Logic:</b> This field is populated with the standard value of '1'.
UDM1	User Defined Measure 1		
UDM2	User Defined Measure 2		
UDM3	User Defined Measure 3		
UDDGEN1	User Defined Degenerate Dimension 1		
UDDGEN2	User Defined Degenerate Dimension 2		
UDDGEN3	User Defined Degenerate Dimension 3		
UDDFK1_KEY	User Defined Dimension Surrogate Key 1		
UDDFK2_KEY	User Defined Dimension Surrogate Key 2		
UDDFK3_KEY	User Defined Dimension Surrogate Key 3		
UDDFK4_KEY	User Defined Dimension Surrogate Key 4		
UDDFK5_KEY	User Defined Dimension Surrogate Key 5		
DATA_SOURCE_IND	Data Source Indicator	CI_INSTALLATION.E NV_ID	<b>Transformation Logic:</b> This field is populated with the DSI value on the source product instance configuration. This table is populated as part of the initial setup and the DSI value is extracted from the environment ID of the source system (CI_INSTALLATION.E NV_ID).
JOB_NBR	Job Number		<b>Transformation Logic:</b> This field is populated with the ODI job execution session number.

## Source 2 - Overdue Process (CI\_OD\_PROC)

Target Field	OBIEE Field	Source Field	Transformation / Calculation Logic
COLLPROC_KEY	Collectible Process Fact Surrogate Key		<b>Transformation Logic:</b> This field is populated with the sequence from SPL_COLL_PROC_SEQ.
SRC_COLLPROC_ID	Collection Process ID	CI_OD_PROC.OD_PROC_ID	
ARRS_AT_START	Arrears at Start	CI_FT.CUR_AMT	<b>Transformation Logic:</b> Retrieve the overdue bill associated with the overdue process using the Overdue Bill Characteristic Type defined on source and fetch the open item bill amounts.  For details, see the <b>BI-Oriented Master Configuration</b> in the <b>Oracle Utilities Customer Care &amp; Billing (CCB)</b> section (in the <b>Configuring Oracle Utilities Analytics</b> chapter) in the <i>Oracle Utilities Analytics Administration Guide</i> .
ARRS_AT_END	Arrears at End		<b>Transformation Logic:</b> This field is populated with the unpaid bill amount only when the status is not active. Else, it would be zero.
ARRS_DIFF	Arrears at End - Arrears at Start		<b>Transformation Logic:</b> This field is populated with the difference between the arrears at start and arrears at end.
COLLPROC_DURATION	Collection Process Duration		<b>Transformation Logic:</b> This field is populated with the difference, in hours, between the end date and start date of the overdue process.
COLL_PROC_SRC	Collection Process Source		<b>Transformation Logic:</b> This field is populated with '2'.



Target Field	OBIEE Field	Source Field	Transformation / Calculation Logic
CURRENCY_ID	Currency Code	CI_OD_PROC.CURRENCY_CD	
ACCT_KEY	Account Dimension Surrogate Key	CI_OD_PROC.ACCT_ID	
ADDR_KEY	Address Dimension Surrogate Key	CI_ACCT.MAILING_PREM_ID CI_SA.CHAR_PREM_ID	<b>Transformation Logic:</b> This field is populated with the mailing premise ID on the account. If it is not found, characteristic premise on the service agreement is used.
COLLPROC_STAT_KEY	Collectible Process Status Dimension Key		<b>Transformation Logic:</b> 1. Set status as 'Active' when the overdue process status is 'Active' or the process is complete and at least one cut process is active. 2. Set status as 'Effective' if the overdue process has been canceled or is complete, and all associated cut processes are canceled. 3. Set status as 'Ineffective' if overdue process is complete, and either no cut processes are spawned or at least one of the cut process is complete.
COLL_TMPL_KEY	Collectible Process Template Dimension Key	CI_OD_PROC.OD_PROC_TMP_CD	<b>Transformation Logic:</b> Prefix the overdue process template with 'OD_' and use it.
CEVT_TYPE_KEY	Collectible Event Type Dimension surrogate Key	CI_OD_EVT.OD_EVT_TYP_CD	<b>Transformation Logic:</b> If the overdue process status is 'Effective', use the overdue event type of last completed overdue event. If multiple events have same completion date, pick the one with highest sequence and prefix it with 'OD_'.

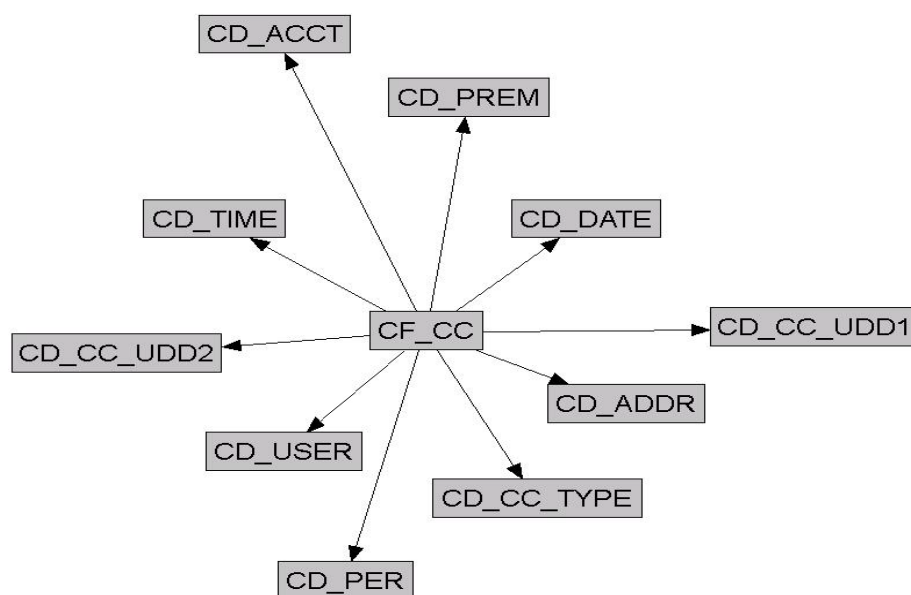
Target Field	OBIEE Field	Source Field	Transformation / Calculation Logic
START_DATE_KEY	Date Dimension Surrogate Key	CI_OD_PROC.CRE_D TTM	
END_DATE_KEY	Date Dimension Surrogate Key	CI_CUT_EVT.CUT_EV T_STAT_DTTM  CI_OD_EVT.OD_EVT _STAT_DTTM  CI_OD_PROC.CRE_D TTM	<b>Transformation Logic:</b> 1. If overdue process status flag is 'Active', the end date is null. 2. Else, use maximum cut event completion date. If it is not found, use the maximum overdue event collection date. 3. If it is still not found, use the creation date of overdue process.
PER_KEY	Person Dimension Surrogate Key	CI_ACCT_PER.PER_I D	<b>Transformation Logic:</b> Set person ID = account's main person ID
PREM_KEY	Premise Dimension Surrogate Key	CI_ACCT.MAILING_P REM_ID  CI_SA.CHAR_PREM_I D	<b>Transformation Logic:</b> This field is populated with the mailing premise ID on the account. If not found, the characteristic premise on the service agreement is used.
COLLPROC_UDD1_KEY	Collectible Process User Defined Dimension 1 Surrogate Key		
COLLPROC_UDD2_KEY	Collectible Process User Defined Dimension 2 Surrogate Key		
FACT_CNT	Fact Count		<b>Transformation Logic:</b> This field is populated with the standard value of '1'.
UDM1	User Defined Measure 1		
UDM2	User Defined Measure 2		
UDM3	User Defined Measure 3		
UDDGEN1	User Defined Degenerate Dimension 1		
UDDGEN2	User Defined Degenerate Dimension 2		
UDDGEN3	User Defined Degenerate Dimension 3		

Target Field	OBIEE Field	Source Field	Transformation / Calculation Logic
UDDFK1_KEY	User Defined Dimension Surrogate Key 1		
UDDFK2_KEY	User Defined Dimension Surrogate Key 2		
UDDFK3_KEY	User Defined Dimension Surrogate Key 3		
UDDFK4_KEY	User Defined Dimension Surrogate Key 4		
UDDFK5_KEY	User Defined Dimension Surrogate Key 5		
DATA_SOURCE_IND	Data Source Indicator	CI_INSTALLATION.E NV_ID	<b>Transformation Logic:</b> This field is populated with the DSI value on the source product instance configuration. This table is populated as part of the initial setup and the DSI value is extracted from the environment ID of the source system (CI_INSTALLATION.E NV_ID).
JOB_NBR	Job Number		<b>Transformation Logic:</b> This field is populated with the ODI job execution session number.

## Customer Contact Fact

The Customer Contact fact stores the details of all customer contacts and their attributes.

### Entity Relationship Diagram



### Properties

Property	Value
Target Table Name	CF_CC
Table Type	Fact
Fact Type	Accumulation
Driver Table	CI_CC
Stage Table Name	STG_CF_CC
ODI Package Name	B1_PKG_CF_CC
ETL View Name	B1_F_CC_VW
Materialized View Name	B1_CC_HOU_MV1 B1_CC_MON_MV1 B1_CC_TOPX_MON_MV1

### Fields

Target Field	OBIEE Field	Source Field	Transformation / Calculation Logic
CC_KEY	Customer Contact Fact Key		<b>Transformation Logic:</b> This field is populated with the sequence from B1_CC_SEQ.

Target Field	OBIEE Field	Source Field	Transformation / Calculation Logic
SRC_CC_ID	Customer Contact ID (Natural Key)	CI_CC.CC_ID	
CURRENCY_CD	Currency Code	CI_ACCT.CURRENCY_CD	
CC_DATE_KEY	Customer Contact Date (Date Dimension Surrogate Key)	CI_CC.CC_DTTM	<b>Transformation Logic:</b> This field extracts only the date from CI_CC.CC_DTTM.
CC_TIME_KEY	Customer Contact Time (Time Dimension Surrogate Key)	CI_CC.CC_DTTM	<b>Transformation Logic:</b> This field extracts only the time from CI_CC.CC_DTTM.
ACCT_KEY	Account Dimension Surrogate Key	CI_ACCT_PER.ACCT_ID	<b>Transformation Logic:</b> The account is fetched using the person ID. <ol style="list-style-type: none"> <li>1. If one account is linked to the person, return this account.</li> <li>2. If there are more than one accounts linked to the person: <ol style="list-style-type: none"> <li>a. Select the account linked to the non-closed and non-canceled service agreement with the latest start date where the person is linked as main person. If there is more than one account, return the first account.</li> <li>b. If there are no non-canceled and non-closed service agreements linked to all of the accounts, return the first account.</li> </ol> </li> </ol>

Target Field	OBIEE Field	Source Field	Transformation / Calculation Logic
ADDR_KEY	Address Dimension Surrogate Key	CI_SA.CHAR_PREM_ID	<b>Transformation Logic:</b> Retrieve the first characteristic premise of the input account's non-canceled and non-closed service agreement with the latest start date.
PER_KEY	Person Dimension Surrogate Key	CI_CC.PER_ID	
PREM_KEY	Premise Dimension Surrogate Key	CI_SA.CHAR_PREM_ID	<b>Transformation Logic:</b> Retrieve the first characteristic premise of the input account's non-canceled and non-closed service agreement with the latest start date.
USER_KEY	User Dimension Surrogate Key	CI_CC.USER_ID	
CC_TYPE_KEY	Customer Contact Dimension Surrogate key	CI_CC.CC_TYPE_CD	
CC_UDD1_KEY	Customer Contact User Defined Dimension 1 Surrogate Key		
CC_UDD2_KEY	Customer Contact User Defined Dimension 2 Surrogate Key		
FACT_CNT	Fact Count		<b>Transformation Logic:</b> This field is populated with the standard value of 1.
UDM1	User Defined Measure 1		
UDM2	User Defined Measure 2		
UDM3	User Defined Measure 3		
UDDGEN1	User Defined Degenerate Dimension 1		
UDDGEN2	User Defined Degenerate Dimension 2		
UDDGEN3	User Defined Degenerate Dimension 3		

---

Target Field	OBIEE Field	Source Field	Transformation / Calculation Logic
DATA_SOURCE_IND	Data Source Indicator	CI_INSTALLATION.E NV_ID	<b>Transformation Logic:</b> This field is populated with the DSI value on the source product instance configuration. This table is populated as part of the initial setup and the DSI value is extracted from the environment ID of the source system (CI_INSTALLATION.E NV_ID).
JOB_NBR	Job Number		<b>Transformation Logic:</b> This field is populated with the ODI job execution session number.

---

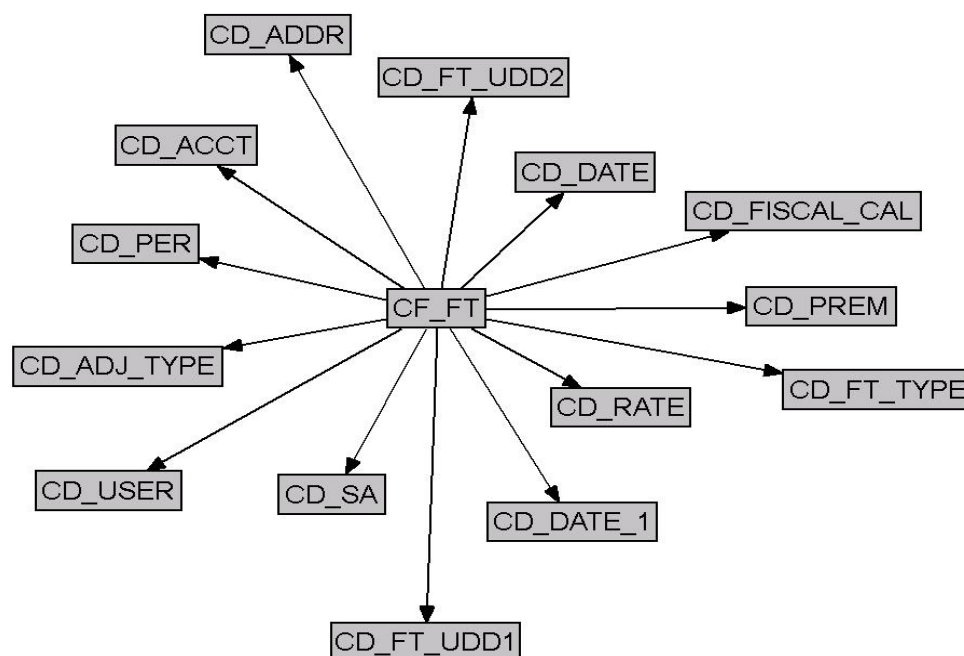
## Financial Fact

The Financial fact stores all frozen financial transactions defined in the source system.

ETL has the capability of excluding up to three adjustment types. These adjustment types need to be configured as part of the BI configuration in the source system.

For more details, see the **BI-Oriented Master Configuration** in the **Oracle Utilities Customer Care & Billing (CCB)** section (in the **Configuring Oracle Utilities Analytics** chapter) in the *Oracle Utilities Analytics Administration Guide*.

### Entity Relationship Diagram



### Properties

Property	Value
Target Table Name	CF_FT
Table Type	Fact
Fact Type	Accumulation
Driver Table	CI_FT
Stage Table Name	STG_CF_FT
ODI Package Name	B1_PKG_CF_FT
ETL View Name	B1_F_FT_VW
Materialized View Name	B1_FT_MON_MV1 B1_FT_MON_TOPX_MV1



<b>Fields</b>			
<b>Target Field</b>	<b>OBIEE Field</b>	<b>Source Field</b>	<b>Transformation / Calculation Logic</b>
ACCT_KEY	Account Dimension Surrogate Key	CI_SA.ACCT_ID	
ADDR_KEY	Address Dimension Surrogate Key	CI_SA.CHAR_PREM_ID  CI_ACCT.MAILING_P REM_ID	<b>Note:</b> Use the characteristic premise ID from the service agreement. If it is not found, use the mailing premise ID from the account.
ADJ_TYPE_KEY	Adjustment type Dimension Surrogate Key	CI_FT.PARENT_ID	<b>Note:</b> This field is populated when the financial transaction corresponds to adjustment/ adjustment cancellation using the Parent ID column.
ARREARS_DT_KEY	Arrears Date (Date Dimension Surrogate Key)	CI_FT.ARS_DT	
CURRENCY_CD	Currency Code	CI_FT.CURRENCY_C D	
CURR_AMT	Current Amount	CI_FT.CUR_AMT	
FACT_CNT	Count		<b>Transformation Logic:</b> This field is populated with the standard value of 1.
FISCAL_CAL_KEY	Fiscal Period Dimension Surrogate Key	CI_GL_DIVISION.CAL ENDER_ID	<b>Transformation Logic:</b> This field is populated using the calendar from GL division based on the accounting date.
FREEZE_DT_KEY	Freeze Date	CI_FT.FREEZE_DTTM	
FT_KEY	Financial Fact Key		
FT_TYPE_KEY	Financial Transaction Type Dimension Surrogate Key	CI_FT.FT_TYPE_FLG	
FT_UDD1_KEY	Financial User Defined Dimension 1 Surrogate Key		
FT_UDD2_KEY	Financial User Defined Dimension 2 Surrogate Key		

Target Field	OBIEE Field	Source Field	Transformation / Calculation Logic
OTHER_AMT	Other Amount		Other Amount = Payoff Amount – Revenue Amount – Tax Amount
PAYOFF_AMT	Payoff Amount	CI_FT.TOT_AMT	
PER_KEY	Person Dimension Surrogate Key	CI_ACCT_PER.PER_ID	<b>Transformation Logic:</b> This field is populated with the main customer of the account.
PREM_KEY	Premise Dimension Surrogate Key	CI_SA.CHAR_PREM_ID  CI_ACCT.MAILING_P REM_ID	<b>Transformation Logic:</b> Use the characteristic premise ID from the service agreement. If it is not found, use the mailing premise ID from the account.
RATE_KEY	Rate Dimension Surrogate Key	CI_BSEG_CALC.RS_CD	<b>Transformation Logic:</b> This field is populated when a financial transaction is of type bill segment or bill segment cancellation. Rate Schedule Code from the bill segment calculation header is used.

Target Field	OBIEE Field	Source Field	Transformation / Calculation Logic
REVENUE_AMT	Revenue Amount	CI_FT_GL.AMOUNT	<p><b>Transformation Logic:</b> This field is populated with the absolute value of the total amount of all financial transaction GLs whose distribution code's characteristic type/revenue characteristic value match with the characteristic type/value configured as part of the BI configuration in the source system and effective on the specific date.</p> <p>For details, see the <b>BI-Oriented Master Configuration</b> in the <b>Oracle Utilities Customer Care &amp; Billing (CCB)</b> section (in the <b>Configuring Oracle Utilities Analytics</b> chapter) in the <i>Oracle Utilities Analytics Administration Guide</i>.</p>
SA_KEY	Service Agreement Dimension Surrogate Key	CI_FT.SA_ID	
SIBLING_ID	Sibling ID (Natural Key)	CI_FT.SIBLING_ID	
SRC_FT_ID	Financial Transaction ID (Natural Key)	CI_FT.FT_ID	

Target Field	OBIEE Field	Source Field	Transformation / Calculation Logic
TAX_AMT	Tax Amount	CI_FT_GL.AMOUNT	<p><b>Transformation Logic:</b> This field is populated with the absolute value of the total amount of all financial transaction GLs whose distribution code's characteristic type/tax characteristic value match with the characteristic type/value configured as part of the BI configuration in the source system and effective on the specific date.</p> <p>For details, see the <b>BI-Oriented Master Configuration</b> in the <b>Oracle Utilities Customer Care &amp; Billing (CCB)</b> section (in the <b>Configuring Oracle Utilities Analytics</b> chapter) in the <i>Oracle Utilities Analytics Administration Guide</i>.</p>
UDDFK1_KEY	User Defined Dimension Foreign Key 1		
UDDFK2_KEY	User Defined Dimension Foreign Key 2		
UDDFK3_KEY	User Defined Dimension Foreign Key 3		
UDDFK4_KEY	User Defined Dimension Foreign Key 4		
UDDFK5_KEY	User Defined Dimension Foreign Key 5		
UDDGEN1	User Defined Degenerate Dimension 1		
UDDGEN2	User Defined Degenerate Dimension 2		
UDDGEN3	User Defined Degenerate Dimension 3		
UDDGENL1	User Defined Long Degenerate Dimension 1		
UDDGENL2	User Defined Long Degenerate Dimension 2		

<b>Target Field</b>	<b>OBIEE Field</b>	<b>Source Field</b>	<b>Transformation / Calculation Logic</b>
UDDGENL3	User Defined Long Degenerate Dimension 3		
UDDGENL4	User Defined Long Degenerate Dimension 4		
UDDGENL5	User Defined Long Degenerate Dimension 5		
UDM1	User Defined Measure 1		
UDM2	User Defined Measure 2		
UDM3	User Defined Measure 3		
UDM4	User Defined Measure 4		
UDM5	User Defined Measure 5		
UDM6	User Defined Measure 6		
UDM7	User Defined Measure 7		
UDM8	User Defined Measure 8		
UDM9	User Defined Measure 9		
UDM10	User Defined Measure 10		
UDM11	User Defined Measure 11		
UDM12	User Defined Measure 12		
UDM13	User Defined Measure 13		
UDM14	User Defined Measure 14		
UDM15	User Defined Measure 15		
UDM16	User Defined Measure 16		
UDM17	User Defined Measure 17		
UDM18	User Defined Measure 18		
UDM19	User Defined Measure 19		
UDM20	User Defined Measure 20		
USER_KEY	User Dimension Surrogate Key	CI_FT.FREEZE_USER_ID	

---

Target Field	OBIEE Field	Source Field	Transformation / Calculation Logic
DATA_SOURCE_IND	Data Source Indicator	CI_INSTALLATION.E NV_ID	<b>Transformation Logic:</b> This field is populated with the DSI value on the source product instance configuration. This table is populated as part of the initial setup and the DSI value is extracted from the environment ID of the source system (CI_INSTALLATION.E NV_ID).
JOB_NBR	Job Number		<b>Transformation Logic:</b> This field is populated with the ODI job execution session number.

---

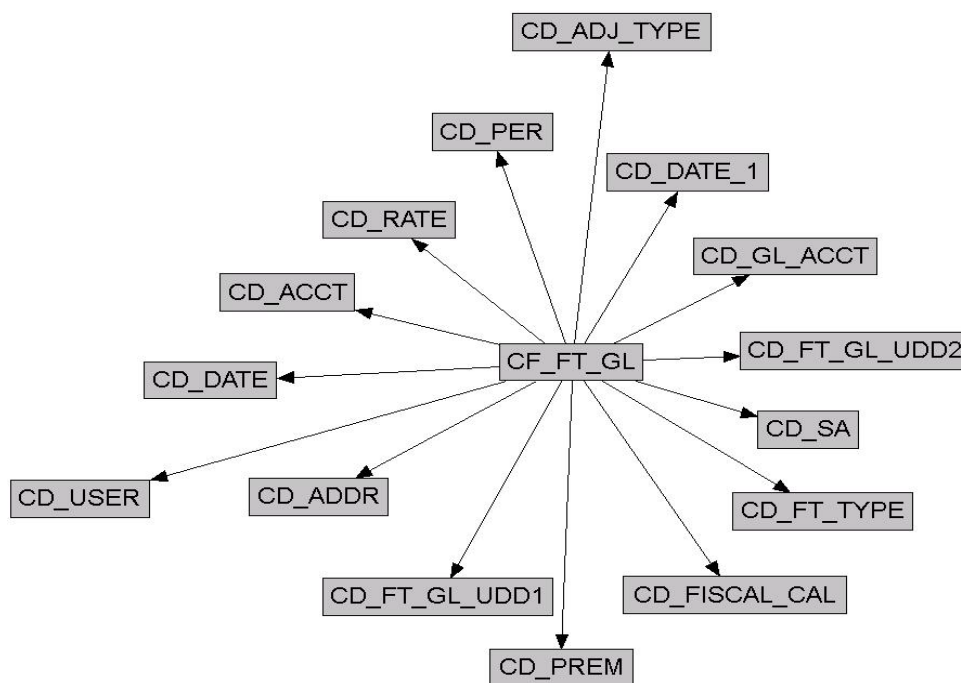
## Financial General Ledger Fact

The Financial General Ledger fact stores the financial transaction general ledger information, along with its attributes, defined in the source system.

ETL has the capability of excluding up to three adjustment types. These adjustment types need to be configured as part of the BI configuration in the source system.

For more details, see the **BI-Oriented Master Configuration** in the **Oracle Utilities Customer Care & Billing (CCB)** section (in the **Configuring Oracle Utilities Analytics** chapter) in the *Oracle Utilities Analytics Administration Guide*.

### Entity Relationship Diagram



### Properties

Property	Value
Target Table Name	CF_FT_GL
Table Type	Fact
Fact Type	Accumulation
Driver Table	CI_FT_PROC
Stage Table Name	STG_CF_FT_GL
ODI Package Name	B1_PKG_CF_FT_GL
ETL View Name	B1_F_FT_GL_VW
Materialized View Name	

<b>Fields</b>			
<b>Target Field</b>	<b>OBIEE Field</b>	<b>Source Field</b>	<b>Transformation / Calculation Logic</b>
FT_GL_KEY	Financial General Ledger Fact Key		<b>Transformation Logic:</b> This field is populated with the sequence from B1_FT_GL_SEQ.
SRC_FT_ID	Financial Transaction ID (Natural Key)	CI_FT_GL.FT_ID	
SRC_GL_SEQ_NBR	General Ledger Sequence Number (Natural Key)	CI_FT_GL.GL_SEQ_NBR	
SIBLING_ID	Sibling ID	CI_FT.SIBLING_ID	
ACCT_KEY	Account Dimension Surrogate Key	CI_SA.ACCT_ID	<b>Transformation Logic:</b> This field is populated with account information from the CI_SA table.
ADDR_KEY	Address Dimension Surrogate Key	CI_SA.CHAR_PREM_ID  CI_ACCT.MAILING_P REM_ID	<b>Transformation Logic:</b> This field is populated with the service agreement's characteristic premise ID. If not found, it is populated with the account's mailing premise ID.
PER_KEY	Person Dimension Surrogate Key	CI_ACCT_PER.PER_ID	<b>Transformation Logic:</b> This field is populated with the main customer of the account.
PREM_KEY	Premise Dimension Surrogate Key	CI_SA.CHAR_PREM_ID  CI_ACCT.MAILING_P REM_ID	<b>Transformation Logic:</b> This field is populated with the service agreement's characteristic premise ID. If not found, it is populated with the account's mailing premise ID.
FREEZE_DT_KEY	Freeze Date (Date Dimension Surrogate Key)	CI_FT.FREEZE_DTTM	
SA_KEY	Service Agreement Dimension Surrogate Key	CI_FT.SA_ID	
USER_KEY	User Dimension Surrogate Key	CI_FT.FREEZE_USER_ID	



Target Field	OBIEE Field	Source Field	Transformation / Calculation Logic
ADJ_TYPE_KEY	Adjustment type Dimension Surrogate Key	CI_FT.PARENT_ID	<b>Transformation Logic:</b> This field is populated when a financial transaction corresponds to adjustment/ adjustment cancellation using the Parent ID column.
FT_TYPE_KEY	Financial Transaction Type Dimension Surrogate Key	CI_FT.FT_TYPE_FLG	
RATE_KEY	Rate Dimension Surrogate Key	CI_BSEG_CALC.RS_C D	<b>Note:</b> This field is populated when a financial transaction is of type bill segment or bill segment cancellation. The Rate Schedule Code from bill segment calculation header is used.
FISCAL_CAL_KEY	Fiscal Period Dimension Surrogate Key	CI_GL_DIVISION.CAL ENDER_ID	<b>Transformation Logic:</b> This field is populated using the calendar from GL division based on the accounting date.
GL_ACCT_KEY	GL Account Dimension Surrogate Key	CI_FT_GL.GL_ACCT	
FT_GL_UDD1_KEY	FT GL User Defined Dimensions 1 Surrogate Key		
FT_GL_UDD2_KEY	FT GL User Defined Dimensions 1 Surrogate Key		
FACT_CNT	Count		<b>Transformation Logic:</b> This field is populated with the standard value of “1”.
CURRENCY_CD	Currency Code	CI_FT.CURRENCY_C D	
DEBIT_AMT	Debit Amount	CI_FT_GL.AMOUNT	<b>Note:</b> (All positive AMOUNT values)
CREDIT_AMT	Credit Amount	CI_FT_GL.AMOUNT	<b>Note:</b> (All negative AMOUNT values)
GL_AMT	General Ledger Amount	CI_FT_GL.AMOUNT	

<b>Target Field</b>	<b>OBIEE Field</b>	<b>Source Field</b>	<b>Transformation / Calculation Logic</b>
STATISTIC_AMT	Statistic Amount	CI_FT_GL.STATISTIC _AMT	
UDDGEN1	User Defined Degenerate Dimension 1		
UDDGEN2	User Defined Degenerate Dimension 2		
UDDGEN3	User Defined Degenerate Dimension 3		
UDDGEN4	User Defined Degenerate Dimension 4		
UDDGEN5	User Defined Degenerate Dimension 5		
UDDGEN6	User Defined Degenerate Dimension 6		
UDDGEN7	User Defined Degenerate Dimension 7		
UDDGEN8	User Defined Degenerate Dimension 8		
UDDGEN9	User Defined Degenerate Dimension 9		
UDDGEN10	User Defined Degenerate Dimension 10		
UDM1	User Defined Measure 1		
UDM2	User Defined Measure 2		
UDM3	User Defined Measure 3		
UDM4	User Defined Measure 4		
UDM5	User Defined Measure 5		
UDM6	User Defined Measure 6		
UDM7	User Defined Measure 7		
UDM8	User Defined Measure 8		
UDM9	User Defined Measure 9		
UDM10	User Defined Measure 10		
UDM11	User Defined Measure 11		
UDM12	User Defined Measure 12		
UDM13	User Defined Measure 13		
UDM14	User Defined Measure 14		
UDM15	User Defined Measure 15		

Target Field	OBIEE Field	Source Field	Transformation / Calculation Logic
UDM16	User Defined Measure 16		
UDM17	User Defined Measure 17		
UDM18	User Defined Measure 18		
UDM19	User Defined Measure 19		
UDM20	User Defined Measure 20		
UDDGENL1	User Defined Long Degenerate Dimension 1		
UDDGENL2	User Defined Long Degenerate Dimension 2		
UDDGENL3	User Defined Long Degenerate Dimension 3		
UDDGENL4	User Defined Long Degenerate Dimension 4		
UDDGENL5	User Defined Long Degenerate Dimension 5		
ARREARS_DT_KEY	Arrears Date (Date Dimension Surrogate Key)	CI_FT.ARS_DT	
UDDFK1_KEY	User Defined Dimension Foreign Key 1		
UDDFK2_KEY	User Defined Dimension Foreign Key 2		
UDDFK3_KEY	User Defined Dimension Foreign Key 3		
UDDFK4_KEY	User Defined Dimension Foreign Key 4		
UDDFK5_KEY	User Defined Dimension Foreign Key 5		
DATA_SOURCE_IND	Data Source Indicator	CI_INSTALLATION.E NV_ID	<b>Transformation Logic:</b> This field is populated with the DSI value on the source product instance configuration. This table is populated as part of the initial setup and the DSI value is extracted from the environment ID of the source system (CI_INSTALLATION.E NV_ID).

---

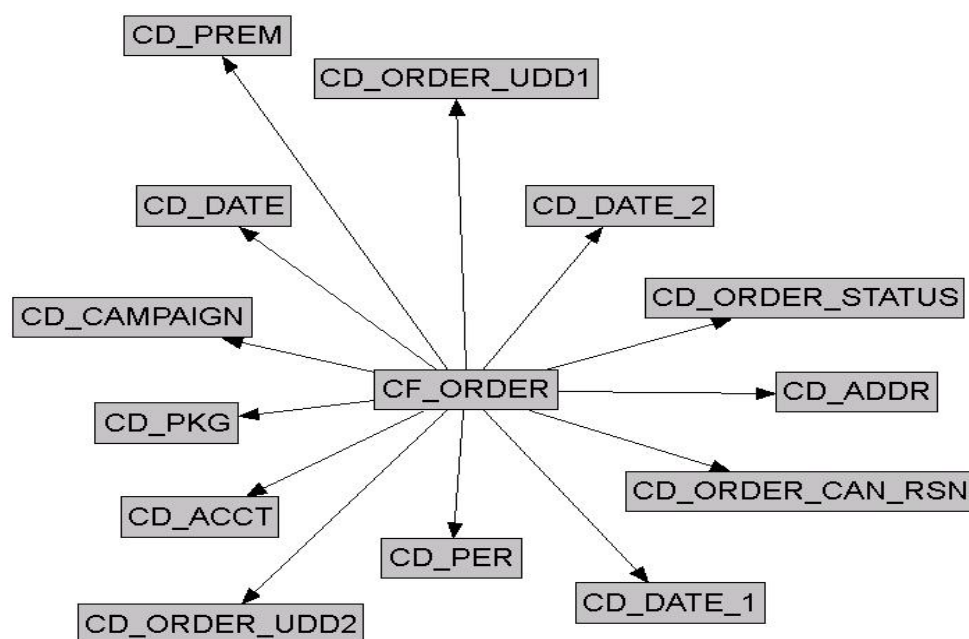
<b>Target Field</b>	<b>OBIEE Field</b>	<b>Source Field</b>	<b>Transformation / Calculation Logic</b>
JOB_NBR	Job Number		<b>Transformation Logic:</b> This field is populated with the ODI job execution session number.

---

## Order Fact

The Order fact stores all enrollment orders that are defined in the source system. This fact stores the duration for completed orders.

### Entity Relationship Diagram



### Properties

Property	Value
Target Table Name	CF_ORDER
Table Type	Fact
Fact Type	Accumulation
Driver Table	CI_ENRL
Stage Table Name	STG_CF_ORDER
ODI Package Name	B1_PKG_CF_ORDER
ETL View Name	B1_F_ORDER_VW
Materialized View Name	

### Fields

Target Field	OBIEE Field	Source Field	Transformation / Calculation Logic
ORDER_KEY	Order Fact Key		<b>Transformation Logic:</b> This field is populated with the sequence from B1_ORDER_SEQ.

Target Field	OBIEE Field	Source Field	Transformation / Calculation Logic
SRC_ORDER_ID	Order ID (Natural Key)	CI_ENRL.ENRL_ID	
CURRENCY_CD	Currency Code	CI_ACCT.CURRENCY_CD B1_PROD_INSTANCE.CURRENCY_CD	<b>Note:</b> If no account is associated with the Order, then the currency code available in the Product Instance metadata configuration will be populated.
DURATION	Duration	CI_ENRL_LOG.ENRL_LOG_DTTM	<b>Transformation Logic:</b> This field is populated with the difference in hours between the timestamp in the Order Creation log entry and the Order Completion/ Cancellation log entry.  <b>Note:</b> This field is populated only if the order is complete or cancelled.
ACCT_KEY	Account Dimension Surrogate Key	CI_ENRL.ACCT_ID	
ADDR_KEY	Address Dimension Surrogate Key	CI_ENRL.PREM_ID	
CAMPAIGN_KEY	Campaign Dimension Surrogate Key	CI_ENRL.CAMPAIGN_CD	
CREATE_DATE_KEY	Date Dimension Surrogate Key	CI_ENRL_LOG.ENRL_LOG_DTTM	<b>Transformation Logic:</b> This field is populated with the date in the Order Creation log entry.
END_DATE_KEY	Date Dimension Surrogate Key	CI_ENRL_LOG.ENRL_LOG_DTTM	<b>Transformation Logic:</b> This field is populated with the date in the Order Completion or Cancellation log entry.
ORDER_CAN_RSN_KEY	Order Cancel Reason Dimension Surrogate Key	CI_ENRL.ENRL_CAN_RSN_CD	
ORDER_STATUS_KEY	Order Status Dimension Surrogate Key	CI_ENRL.ENRL_STAT_US_FLG	
PER_KEY	Person Dimension Surrogate Key	CI_ENRL.PER_ID	
PKG_KEY	Package Dimension Surrogate Key	CI_ENRL.PACKAGE_ID	

Target Field	OBIEE Field	Source Field	Transformation / Calculation Logic
PREM_KEY	Premise Dimension Surrogate Key	CI_ENRL.PREM_ID	
START_DATE_KEY	Date Dimension Surrogate Key	CI_ENRL.START_DT	
FACT_CNT	Fact Count		<b>Transformation Logic:</b> This field populates the standard value of "1".
DATA_SOURCE_IND	Data Source Indicator	CI_INSTALLATION.E NV_ID	<b>Transformation Logic:</b> This field is populated with the DSI value on the source product instance configuration. This table is populated as part of the initial setup and the DSI value is extracted from the environment ID of the source system (CI_INSTALLATION.E NV_ID).
JOB_NBR	Job Number		<b>Transformation Logic:</b> This field is populated with the ODI job execution session number.

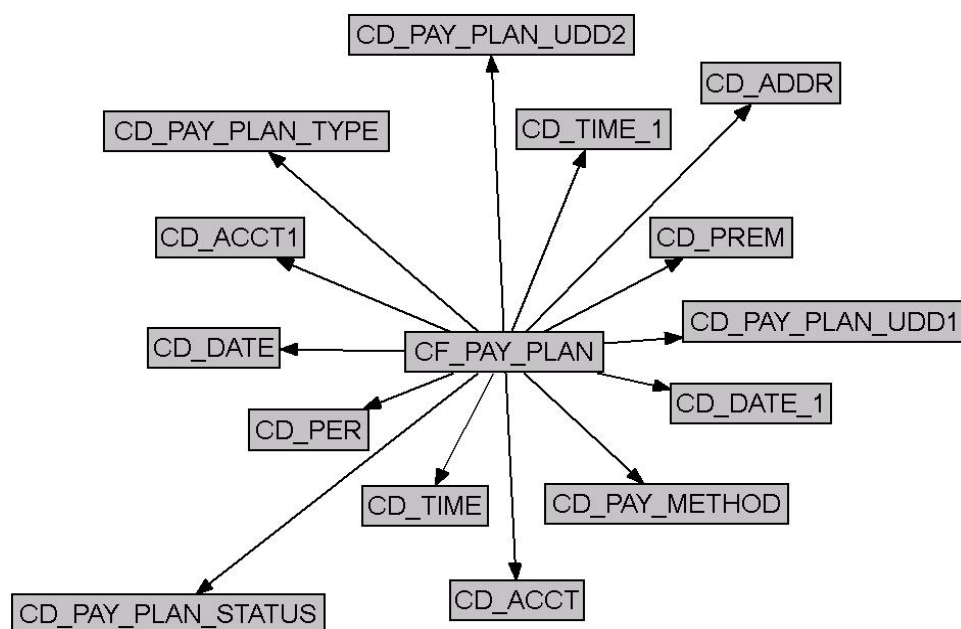
## Pay Plan Accumulation Fact

The Pay Plan Accumulation fact stores all pay plans defined in the source system.

This fact is special in the sense that the ETL process setup to load this fact is configured as a daily refresh job. It is primarily to keep the measures updated to reflect on the current status.

The fact captures a variety of information about pay plans, such as the duration from the start, the number of days to go till the last payment, total payment amount, the amount paid so far, the number of future payments, etc.

### Entity Relationship Diagram



### Properties

Property	Value
Target Table Name	CF_PAY_PLAN
Table Type	Fact
Fact Type	Accumulation
Driver Table	CI_PP
Stage Table Name	STG_CF_PAY_PLAN
ODI Package Name	B1_PKG_CF_PAY_PLAN
ETL View Name	B1_F_PAY_PLAN_VW
Materialized View Name	B1_PAY_PLAN_MON_MV1



## Fields

Target Field	OBIEE Field	Source Field	Transformation / Calculation Logic
PAY_PLAN_KEY	Pay Plan Accumulation Fact Key		<b>Transformation Logic:</b> This field is populated with the sequence from B1_PAY_PLAN_ACCUM_SEQ.
SRC_PAY_PLAN_ID	Source Pay Plan ID	CI_PP.PP_ID	
CURRENCY_CD	Currency Code	CI_ACCT.CURRENCY_CD	
TOT_SCHED_PAY_AMT	Total Scheduled Payment Amount	CI_PP_SCHED_PAY.PP_SCHED_AMT	<b>Transformation Logic:</b> This field is populated with the sum of all scheduled payments for the respective pay plan ID.
DUR_FROM_START	Duration from Start	CI_PP.START_DT  CI_PP.LAST_STAT_DT TM	<b>Transformation Logic:</b> <ul style="list-style-type: none"> <li>• If pay plan is “Active”: This field is populated with the difference (in hours) between the start date and the current date.</li> <li>• If pay plan is “Canceled”, “Kept”, or “Broken”: This field is populated with the difference (in days) between the start date and the last status update date.</li> </ul>
DAYS_TO_GO	Days to Go	CI_PP_SCHED_PAY.PP_SCHED_DT	<b>Transformation Logic:</b> This field is populated with the difference (in days) between the last scheduled payment and the current date.  <b>Note:</b> Populated for active pay plans only.

Target Field	OBIEE Field	Source Field	Transformation / Calculation Logic
PAID_TO_DATE_AMT	Paid to Date	CI_PP_SCHED_PAY.PP_SCHED_AMT	<p><b>Transformation Logic:</b></p> <ul style="list-style-type: none"> <li>• If pay plan is “Active”. This field is populated with the sum of all past scheduled payments.</li> <li>• If pay plan is “Kept”. This field is populated with the sum of all scheduled payments.</li> <li>• If pay plan is “Canceled”. This field is populated with the sum of all scheduled payments before the end date.</li> <li>• If pay plan is “Broken”: This field is populated with the sum of all scheduled payments before the scheduled payment closest to the end date.</li> </ul>
NBR_TOT_SCHED_PAYMENTS	Total Scheduled Payments	CI_PP_SCHED_PAY.PP_ID,PP_SCHED_DT	<p><b>Transformation Logic:</b></p> <p>This field is populated with the total number of scheduled payments.</p>
NBR_FUTURE_SCHEDULED_PAYMENTS	Future Scheduled Payments	CI_PP_SCHED_PAY.PP_ID,PP_SCHED_DT	<p><b>Transformation Logic:</b></p> <p>This field is populated with the number of payments scheduled in the future.</p> <p><b>Note:</b> If the pay plan is “Broken”, this field includes the scheduled payment that lapsed and did not clear the payment.</p>

Target Field	OBIEE Field	Source Field	Transformation / Calculation Logic
TOTAL_FUTURE_PAY_AMT	Future Payment Amount	CI_PP_SCHED_PAY.PP_SCHED_AMT	<p><b>Transformation Logic:</b> This field is populated with the sum of all payments scheduled in the future.</p> <p>If the pay plan is “Broken/Canceled”, this field is populated with zero.</p>
FUTURE_PAY_AMT_BUCKET1	Future Payment Amount Bucket 1	CI_PP_SCHED_PAY.PP_SCHED_AMT	<p><b>Transformation Logic:</b> This field is populated with the sum of all future scheduled payments that fall into the age ranges configured for the bucket 1 slot for pay plans in the source system.</p> <p>For details, see <b>PP Future Payment Age Buckets</b> in the <b>Oracle Utilities Customer Care &amp; Billing (CCB)</b> section (in the <b>Configuring Oracle Utilities Analytics</b> chapter) in the <i>Oracle Utilities Analytics Administration Guide</i>.</p>
FUTURE_PAY_AMT_BUCKET2	Future Payment Amount Bucket 2	CI_PP_SCHED_PAY.PP_SCHED_AMT	<p><b>Note:</b> See the <b>FUTURE_PAY_AMT_BUCKET1</b> field for transformation logic.</p>
FUTURE_PAY_AMT_BUCKET3	Future Payment Amount Bucket 3	CI_PP_SCHED_PAY.PP_SCHED_AMT	<p><b>Note:</b> See the <b>FUTURE_PAY_AMT_BUCKET1</b> field for transformation logic.</p>
FUTURE_PAY_AMT_BUCKET4	Future Payment Amount Bucket 4	CI_PP_SCHED_PAY.PP_SCHED_AMT	<p><b>Note:</b> See the <b>FUTURE_PAY_AMT_BUCKET1</b> field for transformation logic.</p>
FUTURE_PAY_AMT_BUCKET5	Future Payment Amount Bucket 5	CI_PP_SCHED_PAY.PP_SCHED_AMT	<p><b>Note:</b> See the <b>FUTURE_PAY_AMT_BUCKET1</b> field for transformation logic.</p>
FUTURE_PAY_AMT_BUCKET6	Future Payment Amount Bucket 6	CI_PP_SCHED_PAY.PP_SCHED_AMT	<p><b>Note:</b> See the <b>FUTURE_PAY_AMT_BUCKET1</b> field for transformation logic.</p>

Target Field	OBIEE Field	Source Field	Transformation / Calculation Logic
FUTURE_PAY_AMT_BUCKET7	Future Payment Amount Bucket 7	CI_PP_SCHED_PAY.PP_SCHED_AMT	<b>Note:</b> See the <b>FUTURE_PAY_AMT_BUCKET1</b> field for transformation logic.
FUTURE_PAY_AMT_BUCKET8	Future Payment Amount Bucket 8	CI_PP_SCHED_PAY.PP_SCHED_AMT	<b>Note:</b> See the <b>FUTURE_PAY_AMT_BUCKET1</b> field for transformation logic.
FUTURE_PAY_AMT_BUCKET9	Future Payment Amount Bucket 9	CI_PP_SCHED_PAY.PP_SCHED_AMT	<b>Note:</b> See the <b>FUTURE_PAY_AMT_BUCKET1</b> field for transformation logic.
FUTURE_PAY_AMT_BUCKET10	Future Payment Amount Bucket 10	CI_PP_SCHED_PAY.PP_SCHED_AMT	<b>Note:</b> See the <b>FUTURE_PAY_AMT_BUCKET1</b> field for transformation logic.
START_DTTM	Start Date/Time	CI_PP.START_DT	
END_DTTM	End Date/Time	CI_PP.LAST_STAT_DT_TM	<b>Transformation Logic:</b> This field is populated only when the pay plan status is “Canceled”, “Broken”, or “Kept”.
START_DATE_KEY	Start Date (Date Dimension Surrogate) Key	CI_PP.START_DT	
START_TIME_KEY	Start Time (Time Dimension Surrogate) Key	CI_PP.START_DT	
END_DATE_KEY	End Date (Date Dimension Surrogate) Key	CI_PP.LAST_STAT_DT_TM	<b>Transformation Logic:</b> This field is populated only when the pay plan status is “Canceled”, “Broken”, or “Kept”.
END_TIME_KEY	End Time (Time Dimension Surrogate) Key	CI_PP.LAST_STAT_DT_TM	<b>Transformation Logic:</b> This field is populated only when the pay plan status is “Canceled”, “Broken”, or “Kept”.
PAY_PLAN_STATUS_KEY	Pay Plan Status Dimension Surrogate Key	CI_PP.PP_STAT_FLG	
PAY_PLAN_TYPE_KEY	Pay Plan Type Dimension Surrogate Key	CI_PP.PP_TYPE_CD	
PAY_METHOD_KEY	Pay Method Dimension Surrogate Key	CI_PP.PAY_METH_CD	

Target Field	OBIEE Field	Source Field	Transformation / Calculation Logic
PER_KEY	Person Dimension Surrogate Key	CI_ACCT_PER.PER_ID	<b>Transformation Logic:</b> The main customer of the account associated with the pay plan is used to populate this field.
ACCT_KEY	Account Dimension Surrogate Key	CI_PP.ACCT_ID	
PAYOR_ACCT_KEY	Payor Account (Account Dimension Surrogate Key)	CI_PP.PAYOR_ACCT_ID	
PREM_KEY	Premise Dimension Surrogate Key	CI_ACCT.MAILING_P REM_ID	
ADDR_KEY	Address Dimension Surrogate Key	CI_ACCT.MAILING_P REM_ID	
PAY_PLAN_UDD1_KEY	Pay Plan User Defined Dimension 1 Surrogate Key		
PAY_PLAN_UDD2_KEY	Pay Plan User Defined Dimension 2 Surrogate Key		
FACT_CNT	Fact Count		<b>Transformation Logic:</b> This field is populated with the standard value of "1".
UDM1	User Defined Measure 1		
UDM2	User Defined Measure 2		
UDM3	User Defined Measure 3		
UDM4	User Defined Measure 4		
UDM5	User Defined Measure 5		
UDM6	User Defined Measure 6		
UDM7	User Defined Measure 7		
UDM8	User Defined Measure 8		
UDM9	User Defined Measure 9		
UDM10	User Defined Measure 10		
UDDGEN1	User Defined Degenerate Dimension 1		
UDDGEN2	User Defined Degenerate Dimension 2		
UDDGEN3	User Defined Degenerate Dimension 3		

Target Field	OBIEE Field	Source Field	Transformation / Calculation Logic
UDDGEN4	User Defined Degenerate Dimension 4		
UDDGEN5	User Defined Degenerate Dimension 5		
UDDGENL1	User Defined Long Degenerate Dimension 1		
UDDGENL2	User Defined Long Degenerate Dimension 2		
UDDGENL3	User Defined Long Degenerate Dimension 3		
UDDGENL4	User Defined Long Degenerate Dimension 4		
UDDGENL5	User Defined Long Degenerate Dimension 5		
UDDFK1_KEY	User Defined Dimension Foreign Key 1		
UDDFK2_KEY	User Defined Dimension Foreign Key 2		
UDDFK3_KEY	User Defined Dimension Foreign Key 3		
UDDFK4_KEY	User Defined Dimension Foreign Key 4		
UDDFK5_KEY	User Defined Dimension Foreign Key 5		
DATA_SOURCE_IND	Data Source Indicator	B1_PROD_INSTANCE. DSI	<b>Transformation Logic:</b> This field is populated with the DSI value on the source product instance configuration. This table is populated as part of the initial setup and the DSI value is extracted from the environment ID of the source system (CI_INSTALLATION.E NV_ID).
JOB_NBR	Job Number		<b>Transformation Logic:</b> This field is populated with the ODI job execution session number.

**Note:** The Future Payment Age buckets configured in the source are loaded in the MDADM.B1\_RANGE\_LOOKUP table in the data warehouse. The ELT

job for this is configured to be initial load only. Any incremental changes to these buckets after the initial data load will not be reflected in the warehouse. However, if there arises a need to reconfigure the buckets, then data should be truncated and reloaded in the fact table and the range lookup table to reflect the changes.

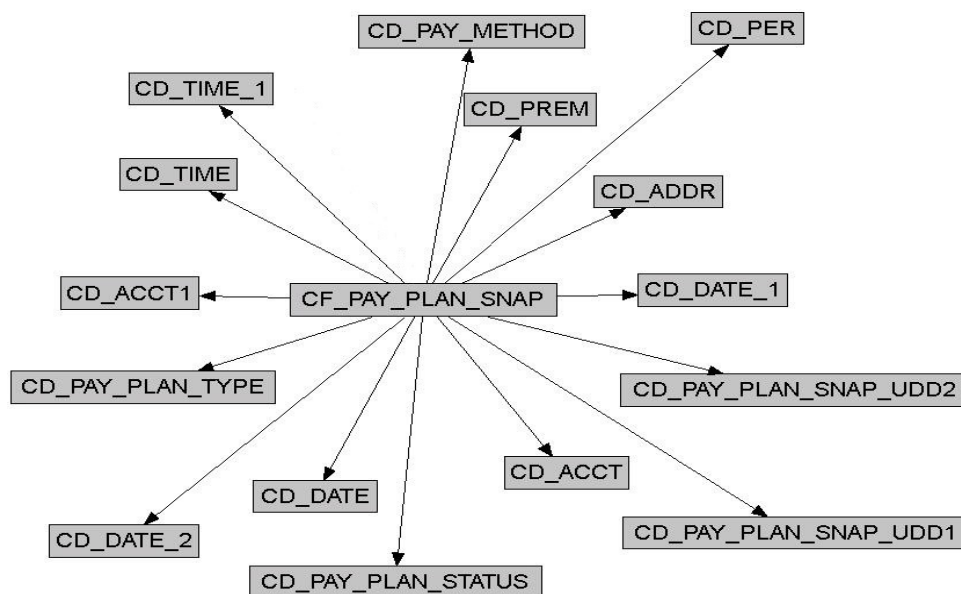
For details about **Range** look-up and reloading the data, see the **Data Reload** section in *Oracle Utilities Analytics Administration Guide*.

## Pay Plan Snapshot Fact

The Pay Plan Snapshot fact provides a snapshot of the pay plans defined in the source system. Once a pay plan reaches its final state (Kept, Canceled, or Broken), it will no longer be included in the snapshots of the further periods.

This fact captures a variety of information about pay plans, such as the duration from the start, the number of days to go till the last payment, total payment amount, the amount paid so far, the number of future payments, etc.

### Entity Relationship Diagram



### Properties

Property	Value
Target Table Name	CF_PAY_PLAN_SNAP
Table Type	Fact
Fact Type	Snapshot
Driver Table	CI_PP
Stage Table Name	STG_CF_PAY_PLAN_SNAP
ODI Package Name	B1_PKG_CF_PAY_PLAN_SNAP
ETL View Name	
Materialized View Name	B1_PAY_PLAN_SNAP_MON_MV1 B1_PAY_PLAN_SNP_MON_TOPX_MV1



## Fields

Target Field	OBIEE Field	Source Field	Transformation / Calculation Logic
PAY_PLAN_SNAP_KEY	Pay Plan Snapshot Fact Key		<b>Transformation Logic:</b> This field is populated with the sequence from B1_PAY_PLAN_SNAP_SEQ.
SRC_PAY_PLAN_ID	Source Pay Plan ID	CI_PP.PP_ID	
CURRENCY_CD	Currency Code	CI_ACCT.CURRENCY_CD	
TOT_SCHED_PAY_AMT	Total Scheduled Payment Amount	CI_PP_SCHED_PAY.PP_SCHED_AMT	<b>Transformation Logic:</b> This field is populated with the sum of all scheduled payments for that pay plan ID.
DUR_FROM_START	Duration from Start	CI_PP.START_DT  CI_PP.LAST_STAT_DT TM	<b>Transformation Logic:</b> <ul style="list-style-type: none"> <li>If pay plan is “Active”: This field is populated with the difference (in days) between the start date and the current date.</li> <li>If pay plan is “Canceled”, “Kept”, or “Broken”: This field is populated with the difference (in days) between the start date and the last status update date.</li> </ul>
DAYS_TO_GO	Days to Go	CI_PP_SCHED_PAY.PP_SCHED_DT	<b>Transformation Logic:</b> This field is populated with the difference (in days) between the last scheduled payment and the snapshot end date.  <b>Note:</b> Populated for active pay plans only.

Target Field	OBIEE Field	Source Field	Transformation / Calculation Logic
PAID_TO_DATE_AMT	Paid to Date	CI_PP_SCHED_PAY.PP_SCHED_AMT	<p><b>Transformation Logic:</b></p> <ul style="list-style-type: none"> <li>If pay plan is “Active”. This field is populated with the sum of all past scheduled payments.</li> <li>If pay plan is “Kept”. This field is populated with the sum of all scheduled payments.</li> <li>If pay plan is “Canceled”. This field is populated with the sum of all scheduled payments before the end date.</li> <li>If pay plan is “Broken”: This field is populated with the sum of all scheduled payments before the scheduled payment closest to the end date.</li> </ul>
NBR_TOT_SCHED_PAYMENTS	Total Scheduled Payments	CI_PP_SCHED_PAY.PP_ID,PP_SCHED_DT	<p><b>Transformation Logic:</b></p> <p>This field is populated with the total number of scheduled payments.</p>
NBR_FUTURE_SCHED_PAYMENTS	Future Scheduled Payments	CI_PP_SCHED_PAY.PP_ID,PP_SCHED_DT	<p><b>Transformation Logic:</b></p> <p>This field is populated with the number of payments scheduled in the future.</p> <p><b>Note:</b> If the pay plan is “Broken”, this field includes the scheduled payment that lapsed and did not clear the payment.</p>
TOTAL_FUTURE_PAY_AMT	Future Payment Amount	CI_PP_SCHED_PAY.PP_SCHED_AMT	<p><b>Transformation Logic:</b></p> <p>This field is populated with the sum of all payments scheduled in the future.</p> <p>If the pay plan is Broken/ Canceled, this field is populated with zero.</p>

Target Field	OBIEE Field	Source Field	Transformation / Calculation Logic
FUTURE_PAY_AMT_ BUCKET1	Future Payment Amount Bucket 1	CI_PP_SCHED_PAY.PP _SCHED_AMT	<p><b>Transformation Logic:</b> This field is populated with the sum of all future scheduled payments that fall into the age ranges configured for the bucket 1 slot for pay plans in the source system.</p> <p>For details, see <b>PP Future Payment Age Buckets</b> in the <b>Oracle Utilities Customer Care &amp; Billing (CCB)</b> section (in the <b>Configuring Oracle Utilities Analytics</b> chapter) in the <i>Oracle Utilities Analytics Administration Guide</i>.</p>
FUTURE_PAY_AMT_ BUCKET2	Future Payment Amount Bucket 2	CI_PP_SCHED_PAY.PP _SCHED_AMT	<b>Note:</b> See the <b>FUTURE_PAY_AMT_BUCKET1</b> field for transformation logic.
FUTURE_PAY_AMT_ BUCKET3	Future Payment Amount Bucket 3	CI_PP_SCHED_PAY.PP _SCHED_AMT	<b>Note:</b> See the <b>FUTURE_PAY_AMT_BUCKET1</b> field for transformation logic.
FUTURE_PAY_AMT_ BUCKET4	Future Payment Amount Bucket 4	CI_PP_SCHED_PAY.PP _SCHED_AMT	<b>Note:</b> See the <b>FUTURE_PAY_AMT_BUCKET1</b> field for transformation logic.
FUTURE_PAY_AMT_ BUCKET5	Future Payment Amount Bucket 5	CI_PP_SCHED_PAY.PP _SCHED_AMT	<b>Note:</b> See the <b>FUTURE_PAY_AMT_BUCKET1</b> field for transformation logic.
FUTURE_PAY_AMT_ BUCKET6	Future Payment Amount Bucket 6	CI_PP_SCHED_PAY.PP _SCHED_AMT	<b>Note:</b> See the <b>FUTURE_PAY_AMT_BUCKET1</b> field for transformation logic.
FUTURE_PAY_AMT_ BUCKET7	Future Payment Amount Bucket 7	CI_PP_SCHED_PAY.PP _SCHED_AMT	<b>Note:</b> See the <b>FUTURE_PAY_AMT_BUCKET1</b> field for transformation logic.
FUTURE_PAY_AMT_ BUCKET8	Future Payment Amount Bucket 8	CI_PP_SCHED_PAY.PP _SCHED_AMT	<b>Note:</b> See the <b>FUTURE_PAY_AMT_BUCKET1</b> field for transformation logic.

Target Field	OBIEE Field	Source Field	Transformation / Calculation Logic
FUTURE_PAY_AMT_BUCKET9	Future Payment Amount Bucket 9	CI_PP_SCHED_PAY.PP_SCHED_AMT	<b>Note:</b> See the <b>FUTURE_PAY_AMT_BUCKET1</b> field for transformation logic.
FUTURE_PAY_AMT_BUCKET10	Future Payment Amount Bucket 10	CI_PP_SCHED_PAY.PP_SCHED_AMT	<b>Note:</b> See the <b>FUTURE_PAY_AMT_BUCKET1</b> field for transformation logic.
START_DTTM	Start Date/Time	CI_PP.START_DT	
END_DTTM	End Date/Time	CI_PP.LAST_STAT_DTTM	<b>Transformation Logic:</b> This field is populated only when the pay plan status is “Canceled”, “Broken”, or “Kept”.
SNAP_TYPE_CD	Snap Type Code		<b>Transformation Logic:</b> This field is populated with 'M'(Monthly) or 'W'(Weekly) based on the configuration of the ETL process for this snapshot fact.
SNAPSHOT_DT	Snapshot Date		<b>Transformation Logic:</b> This field is populated with the last date of the current snapshot period.
SNAPSHOT_DATE_KEY	Snapshot Date (Date Dimension Surrogate) Key		<b>Transformation Logic:</b> This field is populated with the last date of the current snapshot period.
START_DATE_KEY	Start Date (Date Dimension Surrogate) Key	CI_PP.START_DT	<b>Transformation Logic:</b> This field is populated with the last date of the current snapshot period.
START_TIME_KEY	Start Time (Time Dimension Surrogate) Key	CI_PP.START_DT	
END_DATE_KEY	End Date (Date Dimension Surrogate) Key	CI_PP.LAST_STAT_DTTM	<b>Transformation Logic:</b> This field is populated only when the pay plan status is “Canceled”, “Broken”, or “Kept”.
END_TIME_KEY	End Time (Time Dimension Surrogate) Key	CI_PP.LAST_STAT_DTTM	<b>Transformation Logic:</b> This field is populated only when the pay plan status is “Canceled”, “Broken”, or “Kept”.

Target Field	OBIEE Field	Source Field	Transformation / Calculation Logic
PAY_PLAN_STATUS_KEY	Pay Plan Status Dimension Surrogate Key	CI_PP.PP_STAT_FLG	
PAY_PLAN_TYPE_KEY	Pay Plan Type Dimension Surrogate Key	CI_PP.PP_TYPE_CD	
PAY_METHOD_KEY	Pay Method Dimension Surrogate Key	CI_PP.PAY_METH_CD	
PER_KEY	Person Dimension Surrogate Key	CI_ACCT_PER.PER_ID	<b>Transformation Logic:</b> This field is populated with the main customer of the account associated with the pay plan.
ACCT_KEY	Account Dimension Surrogate Key	CI_PP.ACCT_ID	
PAYOR_ACCT_KEY	Payor Account (Account Dimension Surrogate) Key	CI_PP.PAYOR_ACCT_ID	
PREM_KEY	Premise Dimension Surrogate Key	CI_ACCT.MAILING_P REM_ID	
ADDR_KEY	Address Dimension Surrogate Key	CI_ACCT.MAILING_P REM_ID	
PAY_PLAN_SNAP_UD D1_KEY	Pay Plan User Defined Dimension 1 Surrogate Key		
PAY_PLAN_SNAP_UD D2_KEY	Pay Plan User Defined Dimension 2 Surrogate Key		
FACT_CNT	Fact Count		<b>Transformation Logic:</b> This field is populated with the standard value of "1".
UDM1	User Defined Measure 1		
UDM2	User Defined Measure 2		
UDM3	User Defined Measure 3		
UDM4	User Defined Measure 4		
UDM5	User Defined Measure 5		
UDM6	User Defined Measure 6		
UDM7	User Defined Measure 7		
UDM8	User Defined Measure 8		
UDM9	User Defined Measure 9		

Target Field	OBIEE Field	Source Field	Transformation / Calculation Logic
UDM10	User Defined Measure 10		
UDDGEN1	User Defined Degenerate Dimension 1		
UDDGEN2	User Defined Degenerate Dimension 2		
UDDGEN3	User Defined Degenerate Dimension 3		
UDDGEN4	User Defined Degenerate Dimension 4		
UDDGEN5	User Defined Degenerate Dimension 5		
UDDGENL1	User Defined Long Degenerate Dimension 1		
UDDGENL2	User Defined Long Degenerate Dimension 2		
UDDGENL3	User Defined Long Degenerate Dimension 3		
UDDGENL4	User Defined Long Degenerate Dimension 4		
UDDGENL5	User Defined Long Degenerate Dimension 5		
UDDFK1_KEY	User Defined Dimension Foreign Key 1		
UDDFK2_KEY	User Defined Dimension Foreign Key 2		
UDDFK3_KEY	User Defined Dimension Foreign Key 3		
UDDFK4_KEY	User Defined Dimension Foreign Key 4		
UDDFK5_KEY	User Defined Dimension Foreign Key 5		
DATA_SOURCE_IND	Data Source Indicator	B1_PROD_INSTANCE. DSI	<b>Transformation Logic:</b> This field is populated with the DSI value on the source product instance configuration. This table is populated as part of the initial setup and the DSI value is extracted from the environment ID of the source system (CI_INSTALLATION.E NV_ID).

Target Field	OBIEE Field	Source Field	Transformation / Calculation Logic
JOB_NBR	Job Number		<b>Transformation Logic:</b> This field is populated with the ODI job execution session number.

**Note:** The Future Payment Age buckets configured in the source are loaded in the MDADM.B1\_RANGE\_LOOKUP table in the data warehouse. The ELT job for this is configured to be initial load only. Any incremental changes to these buckets after the initial data load will not be reflected in the warehouse. However, if there arises a need to reconfigure the buckets, then data should be truncated and reloaded in the fact table and the range lookup table to reflect the changes.

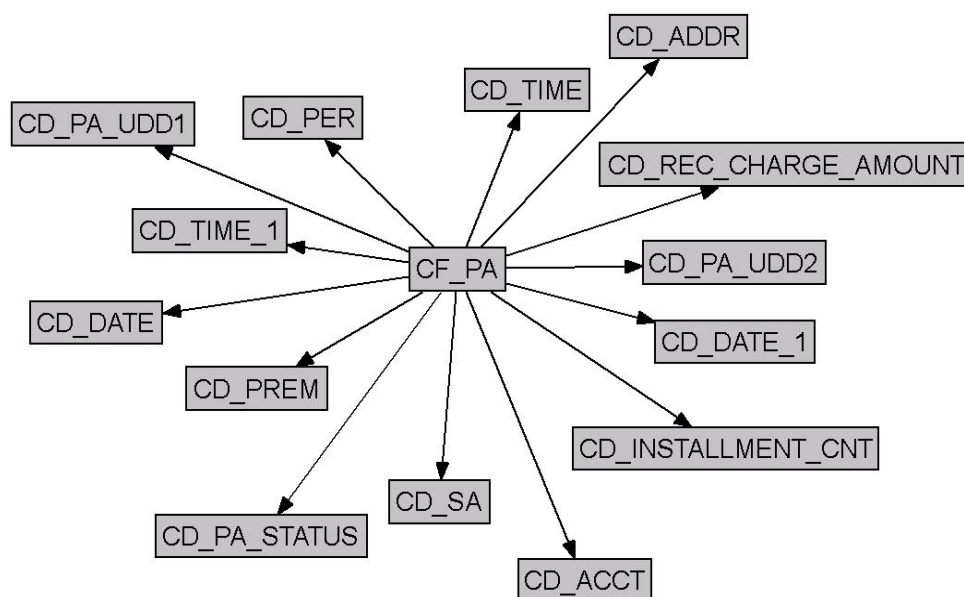
For details about **Range** look-up and reloading the data, see the **Data Reload** section in *Oracle Utilities Analytics Administration Guide*.

## Payment Arrangement Accumulation Fact

The Payment Arrangement Accumulation fact stores all payment arrangements (excluding those in pending start state) in the source system.

The fact is special in the sense that the ETL process setup to load this fact will be configured as a daily refresh job. It is to primarily keep the measures updated to reflect the current status.

### Entity Relationship Diagram



### Properties

Property	Value
Target Table Name	CF_PA
Table Type	Fact
Fact Type	Accumulation
Driver Table	CI_SA
Stage Table Name	STG_CF_PA
ODI Package Name	B1_PKG_CF_PA
ETL View Name	B1_F_PA_VW
Materialized View Name	B1_PA_MV1

### Fields

Target Field	OBIEE Field	Source Field	Transformation / Calculation Logic
PA_KEY	Payment Arrangement Accumulation Fact Key		<b>Transformation Logic:</b> This field is populated with the sequence from B1_PA_ACCUM_SEQ.



Target Field	OBIEE Field	Source Field	Transformation / Calculation Logic
SRC_SA_ID	Source Service Agreement ID	CI_SA.SA_ID	
CURRENCY_CD	Currency Code	CI_SA.CURRENCY_CD	
REC_CHARGE_AMT	Total Scheduled Payment Amount	CI_SA_RCHG_HIST.R CR_CHG_AMT	<b>Transformation Logic:</b> This field is populated with the recurring charge amount effective as of the sysdate.
TOTAL_PA_AMT	Total Payment Arrangement Amount	CI_ADJ.ADJ_AMT	<p><b>Transformation Logic:</b> This field is populated with the adjustment amount for adjustment(s) used to transfer the original service agreement's balance.</p> <ul style="list-style-type: none"> <li>• If the payment arrangement is "active" or "kept", then all non-canceled xfer adjustments are contributed to the arrangement amount.</li> <li>• If the payment arrangement is "canceled", all canceled xfer adjustments are contributed to the arrangement amount.</li> <li>• If the payment arrangement is "broken", then all canceled xfer adjustments are contributed to the arrangement amount.</li> </ul>
INSTALLMENT_CNT	Total Number of Installments		<b>Calculation Logic:</b> This field is calculated as the total payment arrangement amount divided by the recurring charge amount.

Target Field	OBIEE Field	Source Field	Transformation / Calculation Logic
DUR_FROM_START	Duration from Start	CI_SA.START_DT CI_SA.END_DT	<b>Transformation Logic:</b> If the payment arrangement's service agreement has an end date, this field populates the difference between start date and end date. Else, it populates the difference between start date and current date.
PAID_TO_DATE_AMT	Paid to Date Amount	CI_FT.CUR_AMT	<b>Transformation Logic:</b> This field is populated with the sum of all payments made against the pay arrangement service agreement.
FUTURE_PAY_AMT	Future Payment Amount		<b>Transformation Logic:</b> Future payment amount is set to zero when the payment arrangement is in Broken/Canceled state. Else, it is the difference between total pay agreement amount and paid to date columns.

Target Field	OBIEE Field	Source Field	Transformation / Calculation Logic
FUTURE_PAY_AMT_BUCKET1	Future Payment Amount Bucket 1		<p><b>Transformation Logic:</b> This field is populated with the sum of all future scheduled payments that fall into the age ranges configured for the bucket 1 slot for payment arrangements in the source system.</p> <p>Future scheduled payments are identified based on the remaining amount, billing frequency, and bill cycle schedule.</p> <p>For details, see <b>PA Future Payment Age Buckets</b> in the <b>Oracle Utilities Customer Care &amp; Billing (CCB)</b> section (in the <b>Configuring Oracle Utilities Analytics</b> chapter) in the <i>Oracle Utilities Analytics Administration Guide</i>.</p>
FUTURE_PAY_AMT_BUCKET2	Future Payment Amount Bucket 2		<p><b>Note:</b> See the <b>FUTURE_PAY_AMT_BUCKET1</b> field for transformation logic.</p>
FUTURE_PAY_AMT_BUCKET3	Future Payment Amount Bucket 3		<p><b>Note:</b> See the <b>FUTURE_PAY_AMT_BUCKET1</b> field for transformation logic.</p>
FUTURE_PAY_AMT_BUCKET4	Future Payment Amount Bucket 4		<p><b>Note:</b> See the <b>FUTURE_PAY_AMT_BUCKET1</b> field for transformation logic.</p>
FUTURE_PAY_AMT_BUCKET5	Future Payment Amount Bucket 5		<p><b>Note:</b> See the <b>FUTURE_PAY_AMT_BUCKET1</b> field for transformation logic.</p>
FUTURE_PAY_AMT_BUCKET6	Future Payment Amount Bucket 6		<p><b>Note:</b> See the <b>FUTURE_PAY_AMT_BUCKET1</b> field for transformation logic.</p>

Target Field	OBIEE Field	Source Field	Transformation / Calculation Logic
FUTURE_PAY_AMT_BUCKET7	Future Payment Amount Bucket 7		<b>Note:</b> See the <b>FUTURE_PAY_AMT_BUCKET1</b> field for transformation logic.
FUTURE_PAY_AMT_BUCKET8	Future Payment Amount Bucket 8		<b>Note:</b> See the <b>FUTURE_PAY_AMT_BUCKET1</b> field for transformation logic.
FUTURE_PAY_AMT_BUCKET9	Future Payment Amount Bucket 9		<b>Note:</b> See the <b>FUTURE_PAY_AMT_BUCKET1</b> field for transformation logic.
FUTURE_PAY_AMT_BUCKET10	Future Payment Amount Bucket 10		<b>Note:</b> See the <b>FUTURE_PAY_AMT_BUCKET1</b> field for transformation logic.
START_DTTM	Start Date/Time	CI_SA.START_DT	
END_DTTM	End Date/Time	CI_SA.END_DT	
START_DATE_KEY	Start Date (Date Dimension Surrogate) Key	CI_SA.START_DT	
START_TIME_KEY	Start Time (Time Dimension Surrogate) Key	CI_SA.START_DT	
END_DATE_KEY	End Date (Date Dimension Surrogate) Key	CI_SA.END_DT	
END_TIME_KEY	End Time (Time Dimension Surrogate) Key	CI_SA.END_DT	

Target Field	OBIEE Field	Source Field	Transformation / Calculation Logic
PA_STATUS_KEY	Payment Arrangement Status Dimension Surrogate Key	CI_SA.SA_STATUS_FL G	<p><b>Transformation Logic:</b></p> <ol style="list-style-type: none"> <li>1. Set status as 'Active' if the service agreement's status is 'Active', 'Pending Stop', 'Stopped', or 'Reactivated'.</li> <li>2. 'Broken' if the service agreement's status is 'Closed' with a broken payment arrangement characteristic.</li> <li>3. Kept if the service agreement's status is 'Closed' without the broken payment arrangement characteristic. (Broken characteristic type/ value is defined as a parameter on source.</li> </ol> <p>For more details on the parameters, see <b>BI-Oriented Master Configuration</b> in the <b>Oracle Utilities Customer Care &amp; Billing (CCB)</b> section (in the <b>Configuring Oracle Utilities Analytics</b> chapter) in the <i>Oracle Utilities Analytics Administration Guide</i>.</p> <ol style="list-style-type: none"> <li>4. 'Canceled' if the service agreement is canceled.</li> </ol>

Target Field	OBIEE Field	Source Field	Transformation / Calculation Logic
INSTALLMENT_CNT_KEY	Installments Count Dimension Surrogate Key		<p><b>Transformation Logic:</b> This field populates the appropriate key using the installment amount and age ranges from the Installment Count dimension.</p> <p>For details, see <b>PA Number of Installments Buckets</b> in the <b>Oracle Utilities Customer Care &amp; Billing (CCB)</b> section (in the <b>Configuring Oracle Utilities Analytics</b> chapter) in the <i>Oracle Utilities Analytics Administration Guide</i>.</p>
REC_CHARGE_AMO UNT_KEY	Recurring Charge Bucket Dimension Surrogate Key	CI_SA_RCHG_HIST.R CR_CHG_AMT	<p><b>Transformation Logic:</b> This field populates the appropriate key using the recurring charge amount and age ranges from the Recurring Charge Amount Bucket dimension.</p> <p>The recurring charge amount age ranges are defined on the source.</p> <p>For details, see <b>PA Recurring Charge Amount Buckets</b> in the <b>Oracle Utilities Customer Care &amp; Billing (CCB)</b> section (in the <b>Configuring Oracle Utilities Analytics</b> chapter) in the <i>Oracle Utilities Analytics Administration Guide</i>.</p>
PER_KEY	Person Dimension Surrogate Key	CI_ACCT_PER.PER_ID	<p><b>Transformation Logic:</b> This field populates the person ID with the main customer of the account</p>
ACCT_KEY	Account Dimension Surrogate Key	CI_SA.ACCT_ID	

Target Field	OBIEE Field	Source Field	Transformation / Calculation Logic
SA_KEY	Service Agreement Dimension Surrogate Key	CI_SA.SA_ID	
PREM_KEY	Premise Dimension Surrogate Key	CI_ACCT.MAILING_P REM_ID	
ADDR_KEY	Address Dimension Surrogate Key	CI_ACCT.MAILING_P REM_ID	
PA_UDD1_KEY	Payment Arrangement User Defined Dimension 1 Surrogate Key		
PA_UDD2_KEY	Payment Arrangement User Defined Dimension 2 Surrogate Key		
FACT_CNT	Fact Count		<b>Transformation Logic:</b> This field is populated with a standard value of "1".
UDM1	User Defined Measure 1		
UDM2	User Defined Measure 2		
UDM3	User Defined Measure 3		
UDM4	User Defined Measure 4		
UDM5	User Defined Measure 5		
UDM6	User Defined Measure 6		
UDM7	User Defined Measure 7		
UDM8	User Defined Measure 8		
UDM9	User Defined Measure 9		
UDM10	User Defined Measure 10		
UDDGEN1	User Defined Degenerate Dimension 1		
UDDGEN2	User Defined Degenerate Dimension 2		
UDDGEN3	User Defined Degenerate Dimension 3		
UDDGEN4	User Defined Degenerate Dimension 4		
UDDGEN5	User Defined Degenerate Dimension 5		
UDDGENL1	User Defined Long Degenerate Dimension 1		

Target Field	OBIEE Field	Source Field	Transformation / Calculation Logic
UDDGENL2	User Defined Long Degenerate Dimension 2		
UDDGENL3	User Defined Long Degenerate Dimension 3		
UDDGENL4	User Defined Long Degenerate Dimension 4		
UDDGENL5	User Defined Long Degenerate Dimension 5		
UDDFK1_KEY	User Defined Dimension Foreign Key 1		
UDDFK2_KEY	User Defined Dimension Foreign Key 2		
UDDFK3_KEY	User Defined Dimension Foreign Key 3		
UDDFK4_KEY	User Defined Dimension Foreign Key 4		
UDDFK5_KEY	User Defined Dimension Foreign Key 5		
DATA_SOURCE_IND	Data Source Indicator	B1_PROD_INSTANCE .DSI	<b>Transformation Logic:</b> This field is populated with the DSI value on the source product instance configuration. This table is populated as part of the initial setup and the DSI value is extracted from the environment ID of the source system (CI_INSTALLATION.E NV_ID).
JOB_NBR	Job Number		<b>Transformation Logic:</b> This field is populated with the ODI job execution session number.

**Note:** The Future Payment Age buckets configured in the source are loaded in the MDADM.B1\_RANGE\_LOOKUP table in the data warehouse. The ELT job for this is configured to be initial load only. Any incremental changes to these buckets after the initial data load will not be reflected in the warehouse. However, if there arises a need to reconfigure the buckets, then data should be truncated and reloaded in the fact table and the range lookup table to reflect the changes.

For details about **Range** look-up and reloading the data, see the **Data Reload** section in *Oracle Utilities Analytics Administration Guide*.



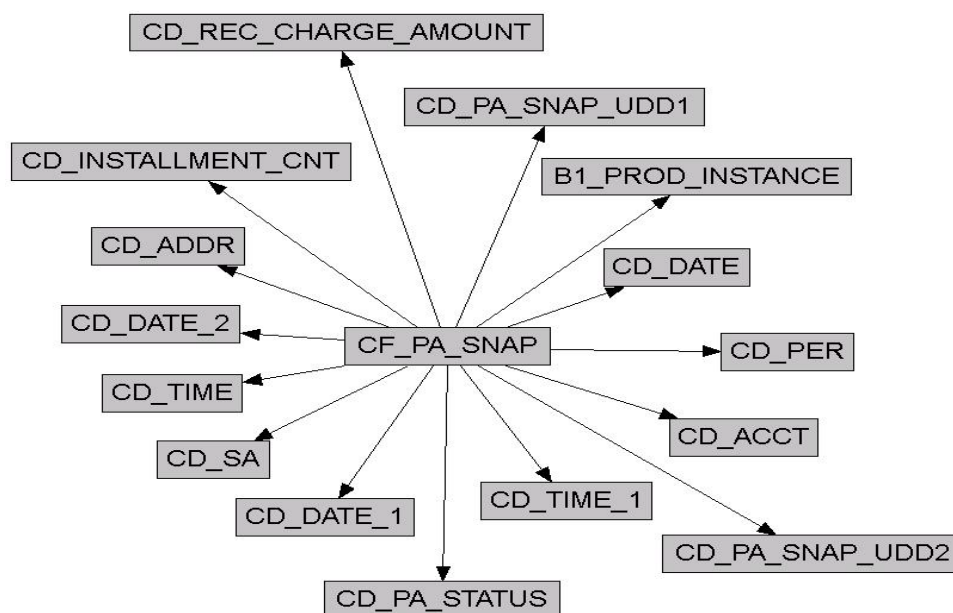
## Payment Arrangement Snapshot Fact

The Payment Arrangement Snapshot fact stores snapshots of all payment arrangements that started before the snapshot date and excludes the service agreements of pending start, canceled, and incomplete statuses. The snapshot also excludes closed service agreements where the difference (in days) between the snapshot end date and the service agreement end date is greater than the 'X' number of days to exclude closed service agreements.

The value 'X' will have to be configured as part of the BI configuration in the source system.

For more details on the parameters, see **BI-Oriented Master Configuration** in the **Oracle Utilities Customer Care & Billing (CCB)** section (in the **Configuring Oracle Utilities Analytics** chapter) in the *Oracle Utilities Analytics Administration Guide*.

### Entity Relationship Diagram



### Properties

Property	Value
Target Table Name	CF_PA_SNAP
Table Type	Fact
Fact Type	Snapshot
Driver Table	CI_SA
Stage Table Name	STG_CF_PA_SNAP
ODI Package Name	B1_PKG_CF_PA_SNAP
ETL View Name	B1_F_PA_SNAP_VW
Materialized View Name	B1_PA_SNAP_MON_MV1 B1_PA_SNAP_MON_TOPX_MV1

## Fields

Target Field	OBIEE Field	Source Field	Transformation / Calculation Logic
PA_SNAP_KEY	Payment Arrangement Snapshot Fact Key		<b>Transformation Logic:</b> This field is populated with the sequence from B1_PA_SNAP_SEQ.
SRC_SA_ID	Source Service Agreement ID	CI_SA.SA_ID	
CURRENCY_CD	Currency Code	CI_SA.CURRENCY_CD	
REC_CHARGE_AMT	Total Scheduled Payment Amount	CI_SA.RCHG_HIST.RCR_CHG_AMT	<b>Transformation Logic:</b> This field is populated with the recurring charge amount effective as of the snapshot date.
TOTAL_PA_AMT	Total Payment Arrangement Amount	CI_ADJ.ADJ_AMT	<p><b>Transformation Logic:</b> This field is populated with the adjustment amount for the adjustment(s) used to transfer the original service agreement's balance.</p> <ul style="list-style-type: none"> <li>• If the payment arrangement is still "active" or "kept", then all non-canceled xfer adjustments are contributed to the arrangement amount.</li> <li>• If the payment arrangement is "broken", then all canceled xfer adjustments are contributed to the arrangement amount.</li> </ul>
INSTALLMENT_CNT	Total Number of Installments		<b>Transformation Logic:</b> This field is populated with the value calculated by dividing the total payment arrangement amount by recurring charge amount.

Target Field	OBIEE Field	Source Field	Transformation / Calculation Logic
DUR_FROM_START	Duration from Start	CI_SA.START_DT CI_SA.END_DT	<b>Transformation Logic:</b> If the pay arrangement service agreement has an end date, this field is populated with the difference between start date and end date.
PAID_TO_DATE_AMT	Paid to Date Amount	CI_FT.CUR_AMT	<b>Transformation Logic:</b> This field is populated with the sum of all payments made against the pay arrangement service agreement.
FUTURE_PAY_AMT	Future Payment Amount		<b>Transformation Logic:</b> The future payment amount is set to zero when the payment arrangement is in Broken/Canceled states. Else, it is the difference between the Total PA Amount and Paid To Date columns.
FUTURE_PAY_AMT_BUCKET1	Future Payment Amount Bucket 1		<b>Transformation Logic:</b> This field is populated with the sum of all future scheduled payments that fall into the age ranges configured for the bucket 1 slot for payment arrangements in the source system.  Future scheduled payments are identified based on the remaining amount, billing frequency, and bill cycle schedule.  For details, see <b>PA Future Payment Age Buckets</b> in the <b>Oracle Utilities Customer Care &amp; Billing (CCB)</b> section (in the <b>Configuring Oracle Utilities Analytics</b> chapter) in the <i>Oracle Utilities Analytics Administration Guide</i> .

Target Field	OBIEE Field	Source Field	Transformation / Calculation Logic
FUTURE_PAY_AMT_BUCKET2	Future Payment Amount Bucket 2		<b>Note:</b> See the <b>FUTURE_PAY_AMT_BUCKET1</b> field for transformation logic.
FUTURE_PAY_AMT_BUCKET3	Future Payment Amount Bucket 3		<b>Note:</b> See the <b>FUTURE_PAY_AMT_BUCKET1</b> field for transformation logic.
FUTURE_PAY_AMT_BUCKET4	Future Payment Amount Bucket 4		<b>Note:</b> See the <b>FUTURE_PAY_AMT_BUCKET1</b> field for transformation logic.
FUTURE_PAY_AMT_BUCKET5	Future Payment Amount Bucket 5		<b>Note:</b> See the <b>FUTURE_PAY_AMT_BUCKET1</b> field for transformation logic.
FUTURE_PAY_AMT_BUCKET6	Future Payment Amount Bucket 6		<b>Note:</b> See the <b>FUTURE_PAY_AMT_BUCKET1</b> field for transformation logic.
FUTURE_PAY_AMT_BUCKET7	Future Payment Amount Bucket 7		<b>Note:</b> See the <b>FUTURE_PAY_AMT_BUCKET1</b> field for transformation logic.
FUTURE_PAY_AMT_BUCKET8	Future Payment Amount Bucket 8		<b>Note:</b> See the <b>FUTURE_PAY_AMT_BUCKET1</b> field for transformation logic.
FUTURE_PAY_AMT_BUCKET9	Future Payment Amount Bucket 9		<b>Note:</b> See the <b>FUTURE_PAY_AMT_BUCKET1</b> field for transformation logic.
FUTURE_PAY_AMT_BUCKET10	Future Payment Amount Bucket 10		<b>Note:</b> See the <b>FUTURE_PAY_AMT_BUCKET1</b> field for transformation logic.
START_DTTM	Start Date/Time	CI_SA.START_DT	
END_DTTM	End Date/Time	CI_SA.END_DT	
SNAP_TYPE_CD	Snap Type Code		
SNAPSHOT_DT	Snapshot Date		
SNAPSHOT_DATE_KEY	Snapshot Date (Date Dimension Surrogate Key)		

---

<b>Target Field</b>	<b>OBIEE Field</b>	<b>Source Field</b>	<b>Transformation / Calculation Logic</b>
START_DATE_KEY	Start Date (Date Dimension Surrogate) Key	CI_SA.START_DT	
START_TIME_KEY	Start Time (Time Dimension Surrogate) Key	CI_SA.START_DT	
END_DATE_KEY	End Date (Date Dimension Surrogate) Key	CI_SA.END_DT	
END_TIME_KEY	End Time (Time Dimension Surrogate) Key	CI_SA.END_DT	

---

Target Field	OBIEE Field	Source Field	Transformation / Calculation Logic
PA_STATUS_KEY	Payment Arrangement Status Dimension Surrogate Key	CI_SA.SA_STATUS_FL G	<p><b>Transformation Logic:</b></p> <ol style="list-style-type: none"> <li>1. Set status as 'Active' if the service agreement's status is 'Active', 'Pending Stop', 'Stopped', or 'Reactivated'.</li> <li>2. 'Broken' if the service agreement's status is 'Closed' with a broken payment arrangement characteristic.</li> <li>3. Kept if the service agreement's status is 'Closed' without the broken payment arrangement characteristic. (Broken characteristic type/ value is defined as a parameter on source.</li> </ol> <p>For more details, see <b>BI-Oriented Master Configuration</b> in the <b>Oracle Utilities Customer Care &amp; Billing (CCB)</b> section (in the <b>Configuring Oracle Utilities Analytics</b> chapter) in the <i>Oracle Utilities Analytics Administration Guide</i>.</p> <ol style="list-style-type: none"> <li>4. 'Canceled' if the service agreement is canceled.</li> <li>5. 'Active' if the service agreement is closed and the service agreement start date is before the snapshot date, but the end date is after the snapshot date.</li> </ol>

Target Field	OBIEE Field	Source Field	Transformation / Calculation Logic
INSTALLMENT_CNT_KEY	Installments Count Dimension Surrogate Key		<p><b>Transformation Logic:</b> Based on the installment amount and the age ranges, the dimension key has to be identified.</p> <p>The installment count age ranges are defined on the source.</p> <p>For details, see <b>PA Number of Installments Buckets</b> in the <b>Oracle Utilities Customer Care &amp; Billing (CCB)</b> section (in the <b>Configuring Oracle Utilities Analytics</b> chapter) in the <i>Oracle Utilities Analytics Administration Guide</i>.</p>
REC_CHARGE_AMO_UNT_KEY	Recurring Charge Bucket Dimension Surrogate Key	CI_SA_RCHG_HIST.R CR_CHG_AMT	<p><b>Transformation Logic:</b> This field is populated with the recurring charge amount and age ranges from the Recurring Charge Amount bucket dimension.</p> <p>The recurring charge amount age ranges are defined on the source.</p> <p>For details, see <b>PA Recurring Charge Amount Buckets</b> in the <b>Oracle Utilities Customer Care &amp; Billing (CCB)</b> section (in the <b>Configuring Oracle Utilities Analytics</b> chapter) in the <i>Oracle Utilities Analytics Administration Guide</i>.</p>
PER_KEY	Person Dimension Surrogate Key	CI_ACCT_PER.PER_ID	<p><b>Transformation Logic:</b> This field is populated with the main customer of the account.</p>
ACCT_KEY	Account Dimension Surrogate Key	CI_SA.ACCT_ID	

Target Field	OBIEE Field	Source Field	Transformation / Calculation Logic
SA_KEY	Service Agreement Dimension Surrogate Key	CI_SA.SA_ID	
PREM_KEY	Premise Dimension Surrogate Key	CI_ACCT.MAILING_P REM_ID	
ADDR_KEY	Address Dimension Surrogate Key	CI_ACCT.MAILING_P REM_ID	
PA_SNAP_UDD1_KEY	Payment Arrangement User Defined Dimension 1 Surrogate Key		
PA_SNAP_UDD2_KEY	Payment Arrangement User Defined Dimension 2 Surrogate Key		
FACT_CNT	Fact Count		<b>Transformation Logic:</b> This field is populated with the standard value of "1".
UDM1	User Defined Measure 1		
UDM2	User Defined Measure 2		
UDM3	User Defined Measure 3		
UDM4	User Defined Measure 4		
UDM5	User Defined Measure 5		
UDM6	User Defined Measure 6		
UDM7	User Defined Measure 7		
UDM8	User Defined Measure 8		
UDM9	User Defined Measure 9		
UDM10	User Defined Measure 10		
UDDGEN1	User Defined Degenerate Dimension 1		
UDDGEN2	User Defined Degenerate Dimension 2		
UDDGEN3	User Defined Degenerate Dimension 3		
UDDGEN4	User Defined Degenerate Dimension 4		
UDDGEN5	User Defined Degenerate Dimension 5		
UDDGENL1	User Defined Long Degenerate Dimension 1		



Target Field	OBIEE Field	Source Field	Transformation / Calculation Logic
UDDGENL2	User Defined Long Degenerate Dimension 2		
UDDGENL3	User Defined Long Degenerate Dimension 3		
UDDGENL4	User Defined Long Degenerate Dimension 4		
UDDGENL5	User Defined Long Degenerate Dimension 5		
UDDFK1_KEY	User Defined Dimension Foreign Key 1		
UDDFK2_KEY	User Defined Dimension Foreign Key 2		
UDDFK3_KEY	User Defined Dimension Foreign Key 3		
UDDFK4_KEY	User Defined Dimension Foreign Key 4		
UDDFK5_KEY	User Defined Dimension Foreign Key 5		
DATA_SOURCE_IND	Data Source Indicator	B1_PROD_INSTANCE. DSI	<b>Transformation Logic:</b> This field is populated with the DSI value on the source product instance configuration. This table is populated as part of the initial setup and the DSI value is extracted from the environment ID of the source system (CI_INSTALLATION.E NV_ID).
JOB_NBR	Job Number		<b>Transformation Logic:</b> This field is populated with the ODI job execution session number.

**Note:** The Future Payment Age buckets configured in the source are loaded in the MDADM.B1\_RANGE\_LOOKUP table in the data warehouse. The ELT job for this is configured to be initial load only. Any incremental changes to these buckets after the initial data load will not be reflected in the warehouse. However, if there arises a need to reconfigure the buckets, then data should be truncated and reloaded in the fact table and the range lookup table to reflect the changes.

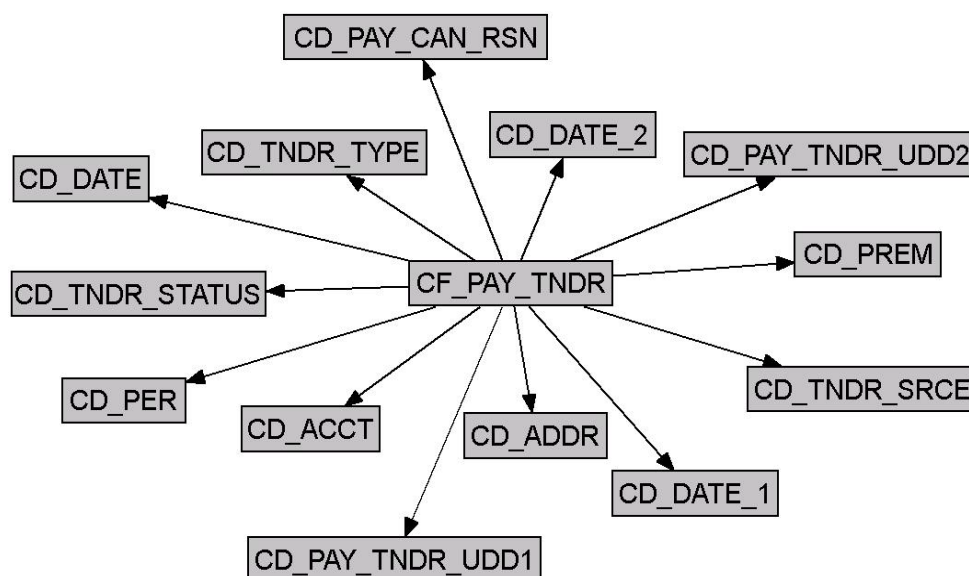
For details about **Range** look-up and reloading the data, see the **Data Reload** section in *Oracle Utilities Analytics Administration Guide*.

## Payment Tender Fact

The Payment Tender fact stores all pay tenders defined in the source system.

The ETL process for this fact is special in the sense that it considers 'deletes' in the source system. If a pay tender is deleted in the source system, it will also be deleted from the fact table. This fact stores the tender amount information.

### Entity Relationship Diagram



### Properties

Property	Value
Target Table Name	CF_PAY_TNDR
Table Type	Fact
Fact Type	Accumulation
Driver Table	CI_PAY_TNDR
Stage Table Name	STG_CF_PAY_TNDR
ODI Package Name	B1_PKG_CF_PAY_TNDR
ETL View Name	B1_F_PAY_TNDR_VW
Materialized View Name	

### Fields

Target Field	OBIEE Field	Source Field	Transformation / Calculation Logic
PAY_TNDR_KEY	Payment Tender Fact Key		<b>Transformation Logic:</b> This field is populated with the sequence from SPL_PAY_TNDR_SEQ.

Target Field	OBIEE Field	Source Field	Transformation / Calculation Logic
SRC_PAY_TENDER_ID	Payment Tender ID (Natural Key)	CI_PAY_TNDR.PAY_TENDER_ID	
CURRENCY_CD	Currency Code	CI_PAY_TNDR.CURRENCY_CD	
TNDR_CTRL_ID	Tender Control ID	CI_PAY_TNDR.TNDR_CTL_ID	
TNDR_AMT	Tender Amount	CI_PAY_TNDR.TENDER_AMT	
CANCEL_DATE_KEY	Date Dimension Surrogate Key	CI_FT.FREEZE_DTTM CI_PAY_EVENT.CRE_DTTM	<b>Transformation Logic:</b> This field is populated only when the pay tender has been canceled. The freeze date on the pay segment cancellation FT will be used. Otherwise, the pay event's creation date will be used.
PAYEVT_DATE_KEY	Date Dimension Surrogate Key	CI_PAY_EVENT.PAY_DT	
TNDR_CTRL_DATE_KEY	Date Dimension Surrogate Key	CI_TNDR_CTL.CRE_DTTM	<b>Transformation Logic:</b> Only the date portion from the source field will be used.
TNDR_STATUS_KEY	Tender Status Dimension Surrogate Key	CI_PAY_TNDR.TNDR_STATUS_FLG	
TNDR_TYPE_KEY	Tender Type Dimension Surrogate Key	CI_PAY_TNDR.TENDER_TYPE_CD	
TNDR_SRCE_KEY	Tender Source Dimension Surrogate Key	CI_TNDR_CTL.TNDR_SOURCE_CD	
ACCT_KEY	Account Dimension Surrogate Key	CI_PAY_TNDR.PAYOR_ACCT_ID	
ADDR_KEY	Address Dimension Surrogate Key	CI_SA.CHAR_PREM_ID	<b>Transaction Logic:</b> This field is populated with the characteristic premise of the payer account's non-cancelled and non-closed service agreement with latest start date.
PER_KEY	Person Dimension Surrogate Key	CI_ACCT_PER.PER_ID	<b>Transaction Logic:</b> The main customer of the payor account will be used to populate this field.

Target Field	OBIEE Field	Source Field	Transformation / Calculation Logic
PREM_KEY	Premise Dimension Surrogate Key	CI_SA.CHAR_PREM_I D	<b>Transformation Logic:</b> This field is populated with the characteristic premise of the payer account's non-cancelled and non-closed service agreement with latest start date.
PAY_CAN_RSN_KEY	Payment Cancel Reason Dimension Surrogate Key	CI_PAY_TNDR.CAN_R SN_CD	
PAY_TNDR_UDD1_KEY	Payment Tender User Defined Dimension 1 Surrogate Key		
PAY_TNDR_UDD2_KEY	Payment Tender User Defined Dimension 2 Surrogate Key		
FACT_CNT	Fact Count		<b>Transformation Logic:</b> This field is populated with the standard value of "1".
UDM1	User Defined Measure 1		
UDM2	User Defined Measure 2		
UDM3	User Defined Measure 3		
UDDGEN1	User Defined Degenerate Dimension 1		
UDDGEN2	User Defined Degenerate Dimension 2		
UDDGEN3	User Defined Degenerate Dimension 3		
DATA_SOURCE_IND	Data Source Indicator	B1_PROD_INSTANCE. DSI	<b>Transformation Logic:</b> This field is populated with the DSI value on the source product instance configuration. This table is populated as part of the initial setup and the DSI value is extracted from the environment ID of the source system (CI_INSTALLATION.ENV_ID).

---

Target Field	OBIEE Field	Source Field	Transformation / Calculation Logic
JOB_NBR	Job Number		<b>Transformation Logic:</b> This field is populated with the ODI job execution session number.

---

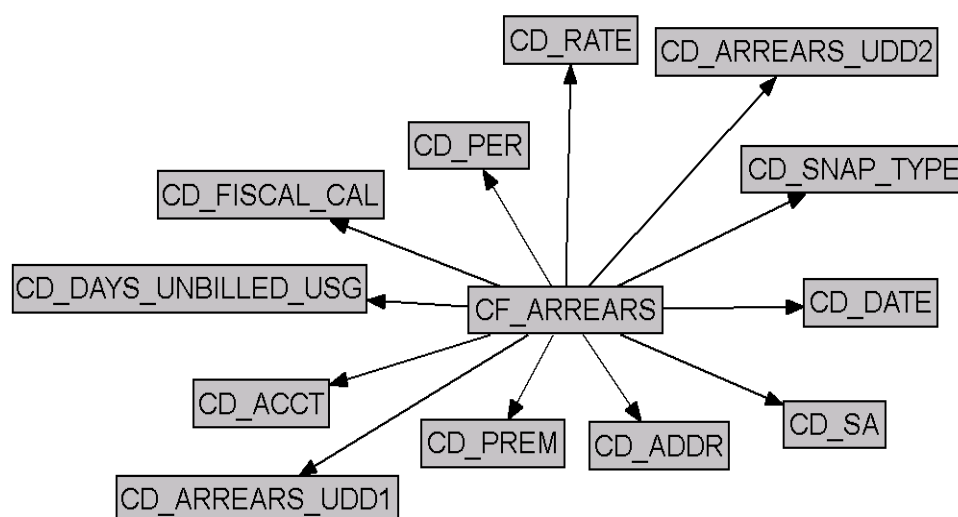
## Service Agreement Arrears Snapshot Fact

The Service Agreement Arrears Snapshot fact stores the snapshots of all non-canceled service agreements that started before the snapshot date. The snapshot also excludes the closed service agreements where the difference (in days) between the snapshot end date and the service agreement end date is greater than the 'X' number of days to exclude the closed service agreements. The value 'X' should be configured as part of the BI configuration in the source system.

Note that only UDM1 to UDM10 fields are used to populate the bucketized arrears information. If more than 10 age buckets are configured in Oracle Utilities Customer Care and Billing for arrears, only the first 10 buckets will be considered by the out-of-the-box ETL. If the arrears amount need to be bucketized into more than 10 buckets, customize it to populate the remaining arrears bucket columns.

For details, see **BI-Oriented Master Configuration** in the **Oracle Utilities Customer Care & Billing (CCB)** section (in the **Configuring Oracle Utilities Analytics** chapter) in the *Oracle Utilities Analytics Administration Guide*.

### Entity Relationship Diagram



### Properties

Property	Value
Target Table Name	CF_ARREARS
Table Type	Fact
Fact Type	Snapshot
Driver Table	CI_SA
Stage Table Name	STG_CF_ARREARS
ODI Package Name	B1_PKG_CF_ARREARS
ETL View Name	B1_F_ARREARS_VW
Materialized View Name	B1_ARREARS_MON_MV1 B1_ARREARS_MON_TOPX_MV1

## Fields

Target Field	OBIEE Field	Source Field	Transformation / Calculation Logic
ACCT_KEY	Account Dimension Surrogate Key	CI_SA.ACCT_ID	
ADDR_KEY	Address Dimension Surrogate Key	CI_SA.CHAR_PREM_ID  CI_ACCT.MAILING_P REM_ID	
ARREARS_KEY	Arrears Fact Generated Key		<b>Transformation Logic:</b> This field is populated with the sequence from B1_ARREARS_SEQ.
CURRENCY_CD	Currency Code	CI_SA.CURRENCY_CD	
CURR_BAL_AMT	Current Balance	CI_FT.CUR_AMT	
DATE_KEY	Date Dimension Surrogate Key		<b>Transformation Logic:</b> This field is populated with the snapshot date.
FISCAL_CAL_KEY	Fiscal Period Dimension Surrogate Key	CI_CAL_PERIOD.CAL ENDER_ID	<b>Transformation Logic:</b> This field is populated using the calendar based on accounting date.
PAYOFF_BAL_AMT	Payoff Balance Amount	CI_FT.TOT_AMT	
PER_KEY	Person Dimension Surrogate Key	CI_ACCT_PER.PER_ID	<b>Transformation Logic:</b> This field is populated with the main customer of the account.
PREM_KEY	Premise Dimension Surrogate Key	CI_SA.CHAR_PREM_ID  CI_ACCT.MAILING_P REM_ID	<b>Transformation Logic:</b> This field is populated with the Char Prem ID. If not found, it is populated with the mailing premise ID from account.
SA_KEY	Service Agreement Dimension Surrogate Key	CI_SA.SA_ID	
SNAP_TYPE_CD	Snap Type		

Target Field	OBIEE Field	Source Field	Transformation / Calculation Logic
UDM1	User Defined Measure 1		<p><b>Transformation Logic:</b> The arrears date and arrears amounts are identified by fetching the debits and credits. Amounts are summed and put in the UDM columns based on the age ranges. These age ranges are defined on the source.</p> <p>For details, see <b>SA Arrears Buckets</b> in the <b>Configuring Oracle Utilities Analytics</b> chapter in the <i>Oracle Utilities Analytics Administration Guide</i>.</p>
UDM2	User Defined Measure 2		<b>Note:</b> See the <b>UDM1</b> field for transformation logic.
UDM3	User Defined Measure 3		<b>Note:</b> See the <b>UDM1</b> field for transformation logic.
UDM4	User Defined Measure 4		<b>Note:</b> See the <b>UDM1</b> field for transformation logic.
UDM5	User Defined Measure 5		<b>Note:</b> See the <b>UDM1</b> field for transformation logic.
UDM6	User Defined Measure 6		<b>Note:</b> See the <b>UDM1</b> field for transformation logic.
UDM7	User Defined Measure 7		<b>Note:</b> See the <b>UDM1</b> field for transformation logic.
UDM8	User Defined Measure 8		<b>Note:</b> See the <b>UDM1</b> field for transformation logic.
UDM9	User Defined Measure 9		<b>Note:</b> See the <b>UDM1</b> field for transformation logic.
UDM10	User Defined Measure 10		<b>Note:</b> See the <b>UDM1</b> field for transformation logic.
UDM11	User Defined Measure 11		



Target Field	OBIEE Field	Source Field	Transformation / Calculation Logic
UDM12	User Defined Measure 12		
UDM13	User Defined Measure 13		
UDM14	User Defined Measure 14		
UDM15	User Defined Measure 15		
UDM16	User Defined Measure 16		
UDM17	User Defined Measure 17		
UDM18	User Defined Measure 18		
UDM19	User Defined Measure 19		
UDM20	User Defined Measure 20		
UDM21	User Defined Measure 21		
UDM22	User Defined Measure 22		
UDM23	User Defined Measure 23		
UDM24	User Defined Measure 24		
UDM25	User Defined Measure 25		
UDM26	User Defined Measure 26		
UDM27	User Defined Measure 27		
UDM28	User Defined Measure 28		
UDM29	User Defined Measure 29		
UDM30	User Defined Measure 30		
FACT_CNT	Fact Count		<b>Transaction Logic:</b> This field is populated with a standard value of "1".
RATE_KEY	Rate dimension surrogate key	CI_SA_RS_HIST.RS_CD	<b>Transaction Logic:</b> This field uses the Rate Code from service agreement rate history based on the effective date.
UDDGEN1	User Defined Degenerate Dimension 1		
UDDGEN2	User Defined Degenerate Dimension 2		
UDDGEN3	User Defined Degenerate Dimension 3		

Target Field	OBIEE Field	Source Field	Transformation / Calculation Logic
ARREARS_UDD1_KEY	Arrears User Defined Dimension 1 Surrogate Key		
ARREARS_UDD2_KEY	Arrears User Defined Dimension 2 Surrogate Key		
UDDGENL1	User Defined Long Degenerate Dimension 1		
UDDGENL2	User Defined Long Degenerate Dimension 2		
UDDGENL3	User Defined Long Degenerate Dimension 3		
UDDGENL4	User Defined Long Degenerate Dimension 4		
UDDGENL5	User Defined Long Degenerate Dimension 5		
UDDFK1_KEY	User Defined Dimension Foreign Key 1		
UDDFK2_KEY	User Defined Dimension Foreign Key 2		
UDDFK3_KEY	User Defined Dimension Foreign Key 3		
UDDFK4_KEY	User Defined Dimension Foreign Key 4		
UDDFK5_KEY	User Defined Dimension Foreign Key 5		
SRC_SA_ID	SA Identifier	CI_SA.SA_ID	
SNAPSHOT_DT	Snapshot Date		
DAYS_LAST_FRZ_BS	Number of Days Since Last Frozen BS	CI_BSEG.END_DT	<p><b>Calculation Logic:</b> This field is populated with the difference (in days) between the freeze date of the last frozen bill segment for the service agreement and the snapshot end date.</p> <p><b>Note:</b> If there is no frozen bill segment for the service agreement, use the service agreement start date.</p>

Target Field	OBIEE Field	Source Field	Transformation / Calculation Logic
DAYS_LAST_FRZ_BS_KEY	Days Since Last Frozen Dimension Surrogate Key		<b>Transformation Logic:</b> Based on the measure retrieved above, fetch the corresponding dimension key.
DAYS_UNBILLED_USG	Number of Days of Unbilled Usage	CI_BSEG.END_DT CI_SA.END_DT	<b>Transformation Logic:</b> <ol style="list-style-type: none"> <li>1. If there is a frozen bill segment: <ol style="list-style-type: none"> <li>a. If the service agreement has ended (Status 60), use the difference between the agreement end date and the end date of bill segment latest before the snapshot date.</li> <li>b. Else, use the difference between the snapshot date and the end date of bill segment latest before the snapshot date.</li> </ol> </li> <li>3. If there is no frozen bill segment: <ol style="list-style-type: none"> <li>a. If the service agreement has ended (Status 60), use the difference between agreement's end date and start date.</li> <li>b. Else, use the difference between the snapshot date and the service agreement's start date.</li> </ol> </li> </ol>

Target Field	OBIEE Field	Source Field	Transformation / Calculation Logic
DAYS_UNBILLED_USG_KEY	Days of Unbilled Usage Dimension Surrogate Key		<b>Transformation Logic:</b> Based on the measure retrieved above, fetch the corresponding dimension key.
DATA_SOURCE_IND	Data Source Indicator	B1_PROD_INSTANCE. DSI	<b>Transformation Logic:</b> This field is populated with the DSI value on the source product instance configuration. This table is populated as part of the initial setup and the DSI value is extracted from the environment ID of the source system (CI_INSTALLATION_ENV_ID).
JOB_NBR	Job Number		<b>Transformation Logic:</b> This field is populated with the ODI job execution session number.

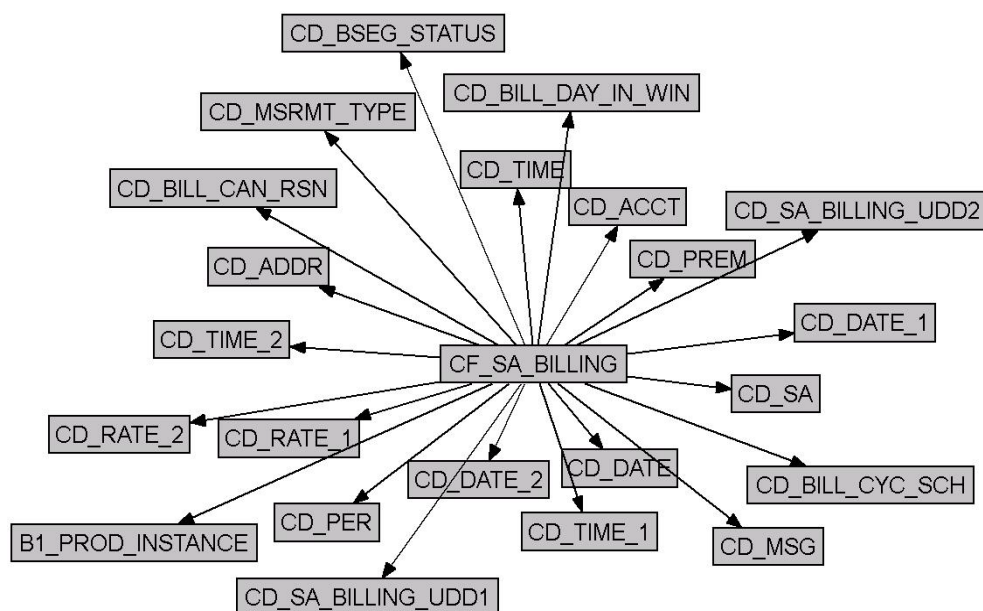
**Note:** The Arrears Age buckets configured in the source are loaded in the MDADM.B1\_RANGE\_LOOKUP table in the data warehouse. The ELT job for this is configured to be initial load only. Any incremental changes to these buckets after the initial data load will not be reflected in the warehouse. However, if there arises a need to reconfigure the buckets, then data should be truncated and reloaded in the fact table and the range lookup table to reflect the changes.

For details about **Range** look-up and reloading the data, see the **Data Reload** section in *Oracle Utilities Analytics Administration Guide*.

## Service Agreement Billing Fact

The Service Agreement Billing fact stores the details of the service agreements eligible for billing in a bill window based on the bill segment creation. Information related to the latest bill segment for a service agreement, bill cycle, and window start date combination is stored in this fact. Manual bills are excluded from this fact.

### Entity Relationship Diagram



### Properties

Property	Value
Target Table Name	CF_SA_BILLING
Table Type	Fact
Fact Type	Accumulation
Driver Table	CI_BSEG
Stage Table Name	STG_CF_SA_BILLING
ODI Package Name	B1_PKG_CF_SA_BILLING
ETL View Name	B1_F_SA_BILLING_VW
Materialized View Name	B1_SA_BILLING_MON_MV1 B1_SA_BILLING_MON_TOPX_MV1

## Fields

Target Field	OBIEE Field	Source Field	Transformation / Calculation Logic
SA_BILLING_KEY	SA Billing Fact Key		<b>Transformation Logic:</b> This field is populated with the sequence from B1_SA_BILLING_ACCUM_SEQ.
SRC_SA_ID	Service Agreement ID	CI_BSEG.SA_ID	
SRC_BILL_CYC_CD	Bill Cycle Code	CI_BSEG.BILL_CYC_CD	<b>Note:</b> If a bill segment does not have a bill cycle, it is retrieved from the bill.
WIN_START_DTTM	Window Start Date/Time	CI_BSEG.WIN_START_DT  CI_BILL.WIN_START_DT	<b>Note:</b> If a bill segment does not have a window start date populated, it is fetched from the bill.
FROZEN_DUR	Duration to Frozen	CI_BILL.CRE_DTTM  CI_FT.FREEZE_DTTM	<b>Transformation Logic:</b> This field is populated with the difference (in hours) between the bill's creation date and the bill segment freeze date.
REBILL_IND	Re-billed Indicator	CI_BSEG.REBILL_SEG_ID	<b>Transformation Logic:</b> This field is populated with "1" if the latest bill segment for the service agreement is a re-bill. Else, "0".
ORIG_REV_AMT	Original Revenue Amount	CI_FT.GLAMOUNT	<b>Transformation Logic:</b> This field is populated with the revenue amount of the original bill segment if the current bill segment being processed is a re-billed one.

Target Field	OBIEE Field	Source Field	Transformation / Calculation Logic
REV_AMT	Revenue Amount	CI_FT_GL.AMOUNT	<p><b>Transformation Logic:</b> This field is populated with the absolute value of total amount of all financial transaction GLs whose distribution code's characteristic type/revenue characteristic value match with the characteristic type/value configured as part of the BI configuration in the source system and 'Effective' on the specific date.</p> <p>For more details, see <b>BI-Oriented Master Configuration</b> in the <b>Oracle Utilities Customer Care &amp; Billing (CCB)</b> section (in the <b>Configuring Oracle Utilities Analytics</b> chapter) in the <i>Oracle Utilities Analytics Administration Guide</i>.</p>
CURRENCY_CD	Currency Code	CI_FT.CURRENCY_CD	
FIRST_BS_IND	First Bill Segment of SA Indicator	CI_SA.START_DT CI_BSEG.START_DT	<p><b>Calculation Logic:</b> This field is set to 1 if the service agreement start date matches with the bill segment start date. Else, it is set to zero.</p>
EST_IND	Estimated Indicator	CI_BSEG.EST_SW	<p><b>Transformation Logic:</b> This field is populated with "1" if the latest bill segment is an estimate. Else, "0".</p>

Target Field	OBIEE Field	Source Field	Transformation / Calculation Logic
HIGH_BILL_CASE_IND	High Bill Complaint Indicator		<p><b>Transformation Logic:</b> Set the indicator to 1 if all the below conditions return true:</p> <ol style="list-style-type: none"> <li>1. If there exists a case with Case Characteristic Value same as bill ID of the bill segment being processed. Characteristic type corresponding to the bill would be defined on the source system extract parameters.</li> <li>2. The above case should be of Case type corresponding to High Bill Complaint. These Case types are again provided by users on the source system extract parameters.</li> <li>3. Case should not be in a status same as the 'Exclusion' status mentioned on source system extract parameters.</li> </ol> <p>For more information on these parameters that have to be configured on source, see <b>BI-Oriented Master Configuration</b> in the <b>Oracle Utilities Customer Care &amp; Billing (CCB)</b> section (in the <b>Configuring Oracle Utilities Analytics</b> chapter) in the <i>Oracle Utilities Analytics Administration Guide</i>.</p>
FREEZE_DTTM	Freeze Date/Time	CI_FT.FREEZE_DTTM	
CRE_DTTM	Creation Date/Time	CI_BILL.CRE_DTTM	
BILL_CYC_SCH_KEY	Bill Cycle Schedule Dimension Surrogate Key	CI_BSEG.BILL_CYC_C D + WIN_START_DT  CI_BILL.BILL_CYC_C D + WIN_START_DT	<p><b>Note:</b> If the bill segment does not have information, it is fetched from the bill.</p>



Target Field	OBIEE Field	Source Field	Transformation / Calculation Logic
BSEG_STATUS_KEY	Bill Segment Status Dimension Surrogate Key	CI_BSEG.BSEG_STAT _FLG	<b>Transformation Logic:</b> <ol style="list-style-type: none"> <li>1. Use the actual status if bill segment is not in error or deleted.</li> <li>2. If status is 'Error', look for the error message. If error displayed is "Awaiting Bill Determinants from MDM", use the 'Awaiting BD' status.</li> <li>3. When the bill segment is deleted, use the 'Deleted' status.</li> </ol>
BILL_CAN_RSN_KEY	Bill Cancel Reason Dimension Surrogate Key	CI_BSEG.CAN_RSN_C D	<b>Transformation Logic:</b> The Bill Cancel Reason value should be populated only if the service agreement's bill segment is pending cancel or canceled. If the latest bill segment is a Rebill bill segment, the cancel reason should be on the older BS.
MSG_KEY	Message Dimension Surrogate Key	CI_BSEG_EXCP.MESS AGE_CAT_NBR  CI_BSEG_EXCP.MESS AGE_NBR	

Target Field	OBIEE Field	Source Field	Transformation / Calculation Logic
BILL_DAY_IN_WIN_KEY	Day In Window Dimension Surrogate Key	CI_FT.FREEZE_DTTM  CI_BILL_CYC_SCH.FR EEZE_DTTM	<p><b>Transformation Logic:</b> This logic is applicable for bill segments with 'Frozen' status.</p> <p>If the freeze date is between the bill cycle schedule start and end dates, set 'In Window', else 'Outside Window'. The billing day in window can be calculated as difference between the freeze date and the window start date. Based on this difference, suitable age range needs to be identified.</p> <p>These age ranges are configured on source. For details, see <b>Billing Day In Window Buckets</b> in the <b>Oracle Utilities Customer Care &amp; Billing (CCB)</b> section (in the <b>Configuring Oracle Utilities Analytics</b> chapter) in the <i>Oracle Utilities Analytics Administration Guide</i>.</p>

Target Field	OBIEE Field	Source Field	Transformation / Calculation Logic
DAYS_TO_WIN_CLS_KEY	Days to Window Closure Dimension Surrogate Key	CI_BILL_CYC_SCH.WI N_END_DT	<p><b>Transformation Logic:</b> This field is populated only if the latest bill segment for the service agreement is in status Error/Deleted/Awaiting BD. This is the difference between the window end date and current date. If the window end date is greater than sysdate, pick the range from open window age configuration. Else, pick the one from closed window age configurations, which are defined on source.</p> <p>For details, see <b>Days Before Bill Window Closes Buckets</b> in the <b>Oracle Utilities Customer Care &amp; Billing (CCB)</b> section (in the <b>Configuring Oracle Utilities Analytics</b> chapter) in the <i>Oracle Utilities Analytics Administration Guide</i>.</p>

Target Field	OBIEE Field	Source Field	Transformation / Calculation Logic
MSRMT_TYPE_KEY	Measurement Type Dimension Surrogate Key	C1- USAGE.USG_DATA_A REA	<p><b>Transformation Logic:</b> To determine the Measurement Type, check Special Role flag on SA Type.</p> <ol style="list-style-type: none"> <li>1. If it's "Bill Determinants Required", check if there's a Usage Request for the service agreement's latest bill segment and determine the measurement type based on the usage request list (each entry in the list has a 'usage type' associated with it).</li> <li>2. If it's "Interval", set measurement type to "Interval".</li> <li>3. If it's any other special role flag value (billable charge, deposit, PA, etc), set measurement type to "N/A".</li> <li>4. If it's blank, check the valid SP Types linked to the SA Type and see if any have a subtype of "Meter". If yes, set measurement type to "Scalar". Otherwise, set to "N/A".</li> </ol>
FREEZE_DATE_KEY	Freeze Date (Date Dimension Surrogate) Key	CI_FT.FREEZE_DTTM	
FREEZE_TIME_KEY	Freeze Time (Time Dimension Surrogate) Key	CI_FT.FREEZE_DTTM	
CRE_DATE_KEY	Creation Date (Date Dimension Surrogate) Key	CI_BILL.CRE_DTTM	
CRE_TIME_KEY	Creation Time (Time Dimension Surrogate) Key	CI_BILL.CRE_DTTM	

Target Field	OBIEE Field	Source Field	Transformation / Calculation Logic
WIN_START_DATE_KEY	Window Start Date (Date Dimension Surrogate) Key	CI_BSEG.WIN_START_DT  CI_BILL.WIN_START_DT	
WIN_START_TIME_KEY	Window Start Time (Time Dimension Surrogate) Key	CI_BSEG.WIN_START_DT  CI_BILL.WIN_START_DT	
ACCT_KEY	Account Dimension Surrogate Key	CI_SA.ACCT_ID	
ADDR_KEY	Address Dimension Surrogate Key	CI_SA.CHAR_PREM_ID  CI_ACCT.MAILING_P REM_ID	<b>Transformation Logic:</b> If the characteristic premise is not found, use the mailing premise from account.
PER_KEY	Person Dimension Surrogate Key	CI_ACCT_PER.PER_ID	<b>Transformation Logic:</b> This field is populated with the main customer of the account.
PREM_KEY	Premise Dimension Surrogate Key	CI_SA.CHAR_PREM_ID  CI_ACCT.MAILING_P REM_ID	<b>Transformation Logic:</b> If the characteristic premise is not found, use the mailing premise from account.
SA_KEY	Service Agreement Dimension Surrogate Key	CI_BSEG.SA_ID	
RATE1_KEY	Rate Dimension Surrogate Key	CI_SA_RS_HIST.RS_C D  CI_BSEG_CALC.RS_C D	<b>Transformation Logic:</b> If the bill segment has no calculation header, retrieve the rate effective on the service agreement as of the bill segment start date.  If bill segment has calculation headers, pick the first two distinct primary rate schedules and store these in two columns.
RATE2_KEY	Rate Dimension Surrogate Key	CI_SA_RS_HIST.RS_C D CI_BSEG_CALC.RS_C D	<b>Note:</b> See <b>RATE1_KEY</b> description for logic details.

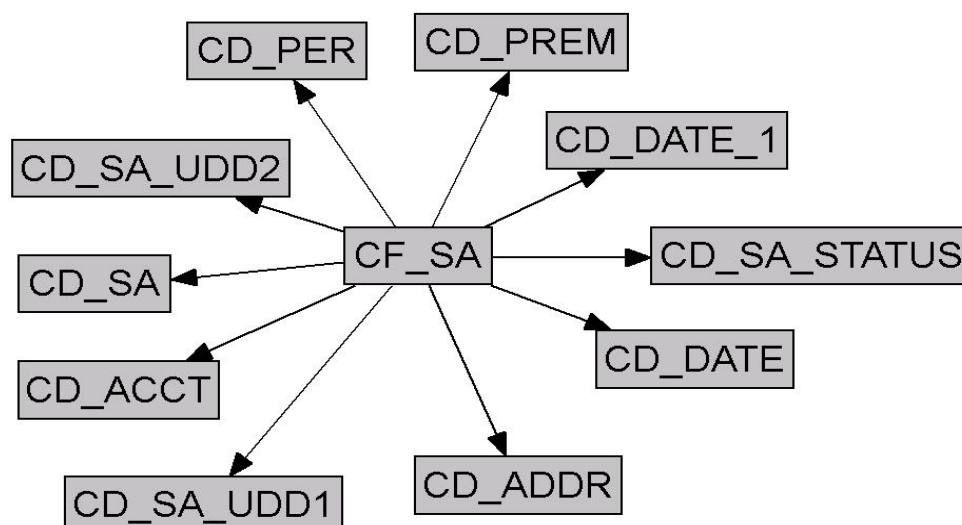
Target Field	OBIEE Field	Source Field	Transformation / Calculation Logic
SA_BILLING_UDD1_KEY	SA Billing User Defined Dimension 1 Surrogate Key		
SA_BILLING_UDD2_KEY	SA Billing User Defined Dimension 2 Surrogate Key		
FACT_CNT	Fact Count		<b>Transaction Logic:</b> This field is populated with a standard value of "1".
UDM1	User Defined Measure 1		
UDM2	User Defined Measure 2		
UDM3	User Defined Measure 3		
UDM4	User Defined Measure 4		
UDM5	User Defined Measure 5		
UDM6	User Defined Measure 6		
UDM7	User Defined Measure 7		
UDM8	User Defined Measure 8		
UDM9	User Defined Measure 9		
UDM10	User Defined Measure 10		
UDDGEN1	User Defined Degenerate Dimension 1		
UDDGEN2	User Defined Degenerate Dimension 2		
UDDGEN3	User Defined Degenerate Dimension 3		
UDDGEN4	User Defined Degenerate Dimension 4		
UDDGEN5	User Defined Degenerate Dimension 5		
UDDGENL1	User Defined Long Degenerate Dimension 1		
UDDGENL2	User Defined Long Degenerate Dimension 2		
UDDGENL3	User Defined Long Degenerate Dimension 3		
UDDGENL4	User Defined Long Degenerate Dimension 4		

Target Field	OBIEE Field	Source Field	Transformation / Calculation Logic
UDDGENL5	User Defined Long Degenerate Dimension 5		
UDDFK1_KEY	User Defined Dimension Foreign Key 1		
UDDFK2_KEY	User Defined Dimension Foreign Key 2		
UDDFK3_KEY	User Defined Dimension Foreign Key 3		
UDDFK4_KEY	User Defined Dimension Foreign Key 4		
UDDFK5_KEY	User Defined Dimension Foreign Key 5		
DATA_SOURCE_IND	Data Source Indicator	B1_PROD_INSTANCE. DSI	<b>Transformation Logic:</b> This field is populated with the DSI value on the source product instance configuration. This table is populated as part of the initial setup and the DSI value is extracted from the environment ID of the source system (CI_INSTALLATION.ENV_ID).
JOB_NBR	Job Number		<b>Transformation Logic:</b> This field is populated with the ODI job execution session number.

## Service Agreement Fact

The Service Agreement fact stores all service agreements defined in the source system.

### Entity Relationship Diagram



### Properties

Property	Value
Target Table Name	CF_SA
Table Type	Fact
Fact Type	Accumulation
Driver Table	CI_SA
Stage Table Name	STG_CF_SA
ODI Package Name	B1_PKG_CF_SA
ETL View Name	B1_F_SA_VW
Materialized View Name	B1_SA_TOPX_MON_MV1 B1_SA_TOPX_MON_MV2 B1_SA_MON_MV1 B1_SA_MON_MV2

### Fields

Target Field	OBIEE Field	Source Field	Transformation / Calculation Logic
SA_FACT_KEY	Service Agreement Fact Key		<b>Transformation Logic:</b> This field is populated with the sequence from B1_SA_SEQ.
SRC_SA_ID	Service Agreement ID (Natural Key)	CI_SA.SA_ID	



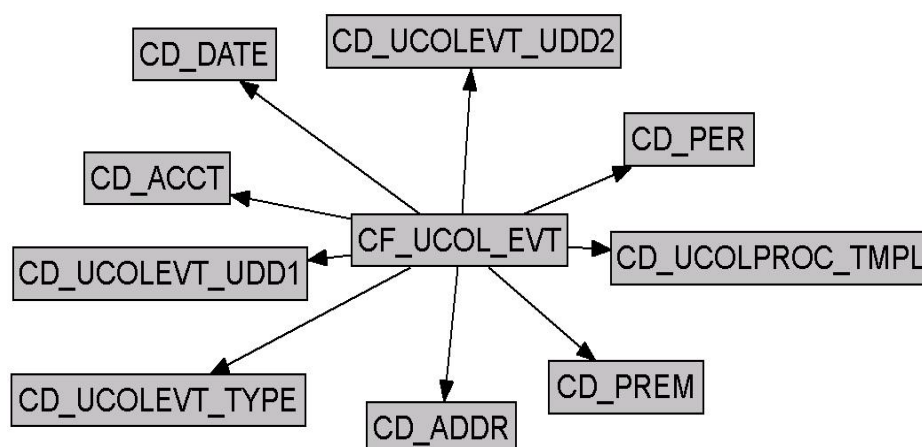
Target Field	OBIEE Field	Source Field	Transformation / Calculation Logic
CURRENCY_CD	Currency Code	CI_SA.CURRENCY_CD	
SA_DURATION	Service Agreement Duration	CI_SA.START_DT CI_SA.END_DT	<b>Note:</b> If the end date is not populated, set SA Duration = 0. Else, set SA Duration (computed in hours) = End Date – Start Date.
FACT_CNT	Count		<b>Transformation Logic:</b> This field is populated with the standard value of “1”.
ACCT_KEY	Account Dimension Surrogate Key	CI_SA.ACCT_ID	
ADDR_KEY	Address Dimension Surrogate Key	CI_SA.CHAR_PREM_ID	
START_DATE_KEY	Start Date (Date Dimension Surrogate Key)	CI_SA.START_DT	
END_DATE_KEY	End Date (Date Dimension Surrogate Key)	CI_SA.END_DT	
PER_KEY	Person Dimension Surrogate Key	CI_ACCT_PER.PER_ID	<b>Transformation Logic:</b> This field is populated with the main person of the account.
PREM_KEY	Premise Dimension Surrogate Key	CI_SA.CHAR_PREM_ID	
SA_KEY	Service Agreement Dimension Surrogate Key	CI_SA.SA_ID	
SA_STATUS_KEY	Service Agreement Status Dimension Surrogate Key	CI_SA.SA_STATUS_FLG	
SA_UDD1_KEY	Service Agreement User Defined Dimension 1 Surrogate Key		
SA_UDD2_KEY	Service Agreement User Defined Dimension 2 Surrogate Key		
UDM1	User Defined Measure 1		
UDM2	User Defined Measure 2		
UDM3	User Defined Measure 3		

Target Field	OBIEE Field	Source Field	Transformation / Calculation Logic
UDDGEN1	User Defined Degenerate Dimension 1		
UDDGEN2	User Defined Degenerate Dimension 2		
UDDGEN3	User Defined Degenerate Dimension 3		
DATA_SOURCE_IND	Data Source Indicator	B1_PROD_INSTANCE. DSI	<b>Transformation Logic:</b> This field is populated with the DSI value on the source product instance configuration. This table is populated as part of the initial setup and the DSI value is extracted from the environment ID of the source system (CI_INSTALLATION.E NV_ID).
JOB_NBR	Job Number		<b>Transformation Logic:</b> This field is populated with the ODI job execution session number.

## Uncollectible Event Fact

The Uncollectible Event fact stores all write-off events defined in the source system.

### Entity Relationship Diagram



### Properties

Property	Value
Target Table Name	CF_UCOL_EVT
Table Type	Fact
Fact Type	Accumulation
Driver Table	CI_WO_EVT
Stage Table Name	STG_CF_UCOL_EVT
ODI Package Name	B1_PKG_CF_UCOL_EVT
ETL View Name	B1_F_UCOL_EVT_VW
Materialized View Name	

### Fields

Target Field	OBIEE Field	Source Field	Transformation / Calculation Logic
ACCT_KEY	Account Dimension Surrogate Key	CI_WO_PROC.ACCT_ID	
ADDR_KEY	Address Dimension Surrogate Key	CI_ACCT.MAILING_P REM_ID  CI_SA.CHAR_PREM_ID	<b>Transformation Logic:</b> If the mailing premise on the account is not found, then the characteristic premise on the service agreement will be used.
SRC_UCPROC_ID	Uncollectible Process ID (Natural Key)	CI_WO_PROC.WO_PR OC_ID	

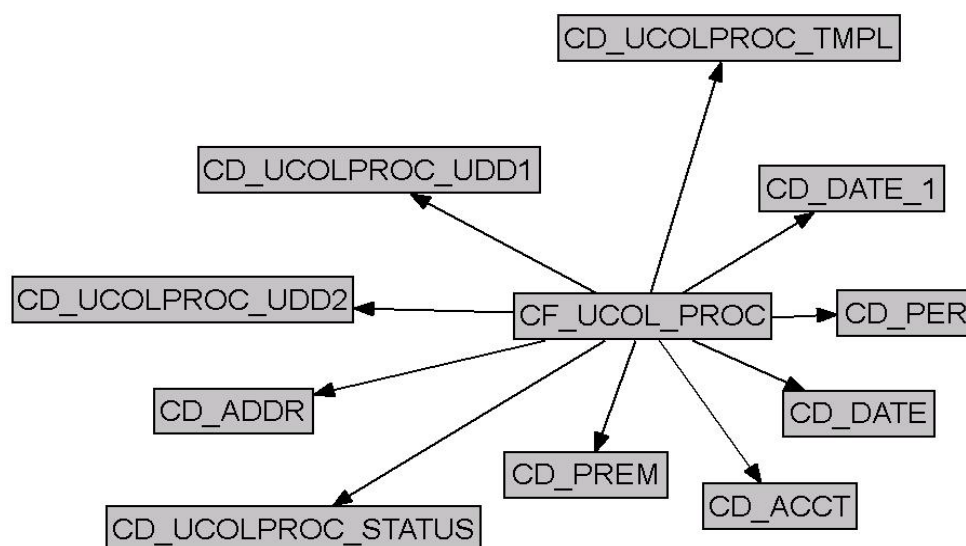
Target Field	OBIEE Field	Source Field	Transformation / Calculation Logic
UCOL_EVT_KEY	Uncollectible Event Fact Key		<b>Transformation Logic:</b> This field is populated with the sequence from B1_UCOL_EVT_SEQ.
CURRENCY_CD	Currency Code	CI_ACCT.CURRENCY_CD	<b>Transformation Logic:</b> This field is populated with the currency code from account.
EVT_DATE_KEY	Uncollectible Event Date	CI_WO_EVT.COMPLETION_DT	
PER_KEY	Person Dimension Surrogate Key	CI_ACCT_PER.PER_ID	<b>Transformation Logic:</b> This field is populated with the main customer of the account associated with the write-off event.
PREM_KEY	Premise Dimension Surrogate Key	CI_ACCT.MAILING_PREM_ID  CI_SA.CHAR_PREM_ID	<b>Transformation Logic:</b> If the mailing premise on the account is not found then the characteristic premise on the service agreement will be used.
UCEVT_TYPE_KEY	Uncollectible Event Type Dimension Surrogate Key	CI_WO_EVT.WO_EVT_TYP_CD	
UCOL_EVT_SEQ	Uncollectible Event Sequence	CI_WO_EVT.EVT_SEQ	
UCPROC_TMPL_KEY	Uncollectible Process Template Dimension Surrogate Key	CI_WO_PROC.WO_PROC_TMPL_CD	
FACT_CNT	Count		<b>Transformation Logic:</b> This field is populated with the standard value of "1".
UDM1	User Defined Measure 1		
UDM2	User Defined Measure 2		
UDM3	User Defined Measure 3		
UDDGEN1	User Defined Degenerate Dimension 1		
UDDGEN2	User Defined Degenerate Dimension 2		
UDDGEN3	User Defined Degenerate Dimension 3		

Target Field	OBIEE Field	Source Field	Transformation / Calculation Logic
UCEVT_UDD1_KEY	Uncollectible Event User Defined Dimension 1 Surrogate Key		
UCEVT_UDD2_KEY	Uncollectible Event User Defined Dimension 2 Surrogate Key		
DATA_SOURCE_IND	Data Source Indicator	B1_PROD_INSTANCE. DSI	<b>Transformation Logic:</b> This field is populated with the DSI value on the source product instance configuration. This table is populated as part of the initial setup and the DSI value is extracted from the environment ID of the source system (CI_INSTALLATION.ENV_ID).
JOB_NBR	Job Number		<b>Transformation Logic:</b> This field is populated with the ODI job execution session number.

## Uncollectible Process Fact

The Uncollectible Process fact stores all write-off processes defined in the source system. This fact captures metrics, such as the duration of the process, the arrears at the start of the process, and at the end of the process.

### Entity Relationship Diagram



### Properties

Property	Value
Target Table Name	CF_UCOL_PROC
Table Type	Fact
Fact Type	Accumulation
Driver Table	CI_WO_PROC
Stage Table Name	STG_CF_UCOL_PROC
ODI Package Name	B1_PKG_CF_UCOL_PROC
ETL View Name	B1_F_UCOL_PROC_VW
Materialized View Name	B1_UCOLLPROC_MON_MV1 B1_UCOLLPROC_MON_MV2 B1_UCOLLPROC_MON_TOPX_MV1 B1_UCOLLPROC_MON_TOPX_MV2

### Fields

Target Field	OBIEE Field	Source Field	Transformation / Calculation Logic
UCPROC_KEY	Uncollectible Process Fact Key		<b>Transformation Logic:</b> This field is populated with the sequence from SPL_UCPROC_SEQ.

Target Field	OBIEE Field	Source Field	Transformation / Calculation Logic
SRC_UPROC_ID	Uncollectible Process ID (Natural Key)	CI_WO_PROC.WO_PR OC_ID	
CURRENCY_CD	Currency Code	CI_ACCT.CURRENCY_ CD	
UCPROC_DURATION	Uncollectible Process Duration	CI_WO_PROC.CRE_D TTM  CI_WO_EVT.COMPLE TION_DT	<b>Transformation Logic:</b> This field is populated as the difference (in hours) between the creation date of the write-off process and the maximum completion date of the associated write-off events.
ARRS_AT_START	Arrears at Start	CI_FT.TOT_AMT	<b>Calculation Logic:</b> This field is calculated as the sum of total balance of all the service agreements linked to the write-off process as of the creation date.
ARRS_AT_END	Arrears at End	CI_FT.CUR_AMT	<b>Transformation Logic:</b> This field is populated only if status of the write- off process is not active. It is calculated as the sum of the current balance of all the service agreements linked to the write-off process as of the max completion date of the associated write-off events.
ARRS_DIFF	Arrears at End - Arrears at Start		<b>Calculation Logic:</b> This field is populated only if status of the write- off process is not active. It is calculated as the difference between the arrears at start and arrears at end.
FACT_CNT	Fact Count		<b>Transformation Logic:</b> This field is populated with the standard value of “1”.
ACCT_KEY	Account Dimension Surrogate Key	CI_WO_PROC.ACCT_I D	

Target Field	OBIEE Field	Source Field	Transformation / Calculation Logic
ADDR_KEY	Address Dimension Surrogate Key	CI_ACCT.MAILING_P REM_ID  CI_SA.CHAR_PREM_I D	<b>Transformation Logic:</b> If the mailing premise on the account is not found, the characteristic premise on the service agreement will be used.
PER_KEY	Person Dimension Surrogate Key	CI_ACCT_PER.PER_I D	<b>Transformation Logic:</b> This field is populated with the main customer of the account associated with the write-off process.
PREM_KEY	Premise Dimension Surrogate Key	CI_ACCT.MAILING_P REM_ID  CI_SA.CHAR_PREM_I D	<b>Transformation Logic:</b> If the mailing premise on the account is not found, the characteristic premise on the service agreement will be used.
START_DATE_KEY	Start Date (Date Dimension Surrogate Key)	CI_WO_PROC.CRE_D TTM	
END_DATE_KEY	Uncollectible Process End Date	CI_WO_EVT.COMPLE TION_DT  CI_WO_PROC.CRE_D TTM	<b>Transformation Logic:</b> This field is populated only when the write-off process is not active. It is populated with the maximum write-off event completion date. If no event completion dates are found, creation date of the write-off process will be used.



Target Field	OBIEE Field	Source Field	Transformation / Calculation Logic
UCPROC_STAT_KEY	Uncollectible Process Status Dimension Surrogate Key	CI_WO_PROC.WO_ST ATUS_FLG	<p><b>Transformation Logic:</b> Note that the write-off process statuses from the source will be transformed while storing in the fact.</p> <ul style="list-style-type: none"> <li>• If the write-off process is 'Active', the same status will be retained.</li> <li>• If the write-off process is 'Inactive' and status reason is 'Completed', then the status will be marked as 'Ineffective' in the fact.</li> <li>• Otherwise the status will be marked as 'Effective' in the fact.</li> </ul>
UCPROC_TMPL_KEY	Uncollectible Process Template Dimension Surrogate Key	CI_WO_PROC.WO_PR OC_TMPL_CD	
UCPROC_UDD1_KEY	Uncollectible Process User Defined Dimension 1 Surrogate Key		
UCPROC_UDD2_KEY	Uncollectible Process User Defined Dimension 2 Surrogate Key		
UDDGEN1	User Defined Degenerate Dimension 1		
UDDGEN2	User Defined Degenerate Dimension 2		
UDDGEN3	User Defined Degenerate Dimension 3		
UDM1	User Defined Measure 1		
UDM2	User Defined Measure 2		
UDM3	User Defined Measure 3		

---

Target Field	OBIEE Field	Source Field	Transformation / Calculation Logic
DATA_SOURCE_IND	Data Source Indicator	B1_PROD_INSTANCE. DSI	<b>Transformation Logic:</b> This field is populated with the DSI value on the source product instance configuration. This table is populated as part of the initial setup and the DSI value is extracted from the environment ID of the source system (CI_INSTALLATION.ENV_ID).
JOB_NBR	Job Number		<b>Transformation Logic:</b> This field is populated with the ODI job execution session number.

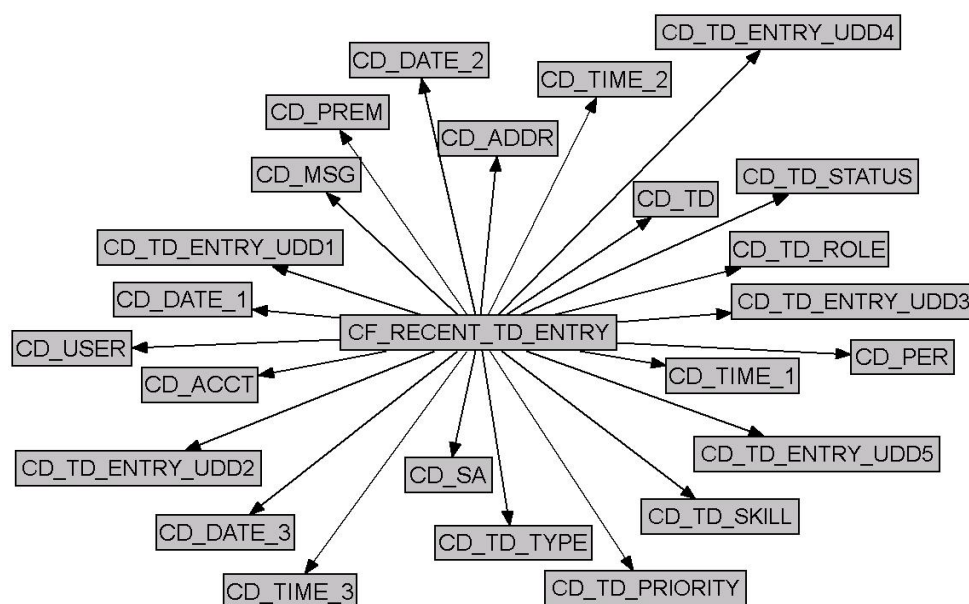
---

## Recent To Do Entry Fact

The Recent To Do Entry fact stores all To-Do entries that have been completed in the last 'X' days and also the incomplete To-Do entries.

The value 'X' has to be configured as part of the BI configuration in the source system. For details, see the **BI-Oriented Master Configuration** in the **Oracle Utilities Customer Care & Billing (CCB)** section (in the **Configuring Oracle Utilities Analytics** chapter) in the *Oracle Utilities Analytics Administration Guide*.

### Entity Relationship Diagram



### Properties

Property	Value
Target Table Name	CF_RECENT_TD_ENTRY
Table Type	Fact
Fact Type	Accumulation
Driver Table	CI_TD_ENTRY
Stage Table Name	STG_CF_RECENT_TD_ENTRY
ODI Package Name	B1_PKG_CF_RECENT_TD_ENTRY
ETL View Name	B1_F_TD_ENTRY_VW
Materialized View Name	

## Fields

Target Field	OBIEE Field	Source Field	Transformation / Calculation Logic
TD_ENTRY_KEY	To Do Dimension Surrogate Key		<b>Transformation Logic:</b> This field is populated with the sequence from OUBI_TD_ENTRY_SEQ.
SRC_TD_ENTRY_ID	To Do Entry ID (Natural Key)	CI_TD_ENTRY.TD_ENTRY_ID	
SA_KEY	Service Agreement Dimension Surrogate Key	CI_TD_ENTRY.CHAR_VAL_FK1	<b>Transformation Logic:</b> This field is populated with the SA ID associated with the To Do Entry for characteristic type configured as part of the BI configuration in the source system.  For details, see the <b>BI-Oriented Master Configuration</b> in the <b>Oracle Utilities Customer Care &amp; Billing (CCB)</b> section (in the <b>Configuring Oracle Utilities Analytics</b> chapter) in the <i>Oracle Utilities Analytics Administration Guide</i> .
PER_KEY	Person Dimension Surrogate Key	CI_TD_ENTRY.CHAR_VAL_FK1	<b>Transformation Logic:</b> This field is populated with the Person ID associated with the To Do Entry for characteristic type configured as part of the BI configuration in the source system.  For details, see the <b>BI-Oriented Master Configuration</b> in the <b>Oracle Utilities Customer Care &amp; Billing (CCB)</b> section (in the <b>Configuring Oracle Utilities Analytics</b> chapter) in the <i>Oracle Utilities Analytics Administration Guide</i> .

Target Field	OBIEE Field	Source Field	Transformation / Calculation Logic
ACCT_KEY	Account Dimension Surrogate Key	CI_TD_ENTRY_CHA. CHAR_VAL_FK1	<p><b>Transformation Logic:</b> This field is populated with the Account ID associated with the To Do Entry for characteristic type configured as part of the BI configuration in the source system.</p> <p>For details, see the <b>BI-Oriented Master Configuration</b> in the <b>Oracle Utilities Customer Care &amp; Billing (CCB)</b> section (in the <b>Configuring Oracle Utilities Analytics</b> chapter) in the <i>Oracle Utilities Analytics Administration Guide</i>.</p>
PREM_KEY	Premise Dimension Surrogate Key	CI_TD_ENTRY_CHA. CHAR_VAL_FK1	<p><b>Transformation Logic:</b> This field is populated with the Premise ID associated with the To Do Entry for characteristic type configured as part of the BI configuration in the source system.</p> <p>For details, see the <b>BI-Oriented Master Configuration</b> in the <b>Oracle Utilities Customer Care &amp; Billing (CCB)</b> section (in the <b>Configuring Oracle Utilities Analytics</b> chapter) in the <i>Oracle Utilities Analytics Administration Guide</i>.</p>

Target Field	OBIEE Field	Source Field	Transformation / Calculation Logic
ADDR_KEY	Address Dimension Surrogate Key	CI_TD_ENTRY_CHA. CHAR_VAL_FK1	<p><b>Transformation Logic:</b> This field is populated with the Premise ID associated with the To Do Entry for characteristic type configured as part of the BI configuration in the source system.</p> <p>For details, see the <b>BI-Oriented Master Configuration</b> in the <b>Oracle Utilities Customer Care &amp; Billing (CCB)</b> section (in the <b>Configuring Oracle Utilities Analytics</b> chapter) in the <i>Oracle Utilities Analytics Administration Guide</i>.</p>
USER_KEY	User Dimension Surrogate Key	CI_TD_ENTRY.ASSIG NED_USER_ID	
TD_TYPE_KEY	To Do Type Dimension Key	CI_TD_ENTRY.TD_TY PE_CD	
TD_ROLE_KEY	To Do Role Dimension Key	CI_TD_ENTRY.ROLE_ ID	
TD_STATUS_KEY	To Do Status Dimension Key	CI_TD_ENTRY.ENTR Y_STATUS_FLG	
TD_PRIORITY_KEY	To Do Priority Dimension Key	CI_TD_ENTRY.TD_PR IORITY_FLG	

Target Field	OBIEE Field	Source Field	Transformation / Calculation Logic
TD_SKILL_KEY	To Do Skill Dimension Surrogate Key	CI_TD_TYPE_CHAR.A DHOC_CHAR_VAL  CI_TD_TYPE_CHAR.C HAR_TYPE_CD  CI_TD_TYPE_CHAR.C HAR_VAL	<b>Transformation Logic:</b> This field is populated based on the characteristic types configured on the To Do entry's To Do type. Only those characteristic types configured as skills in the AQM feature configuration will be considered.  If a To Do type has both regular skills and ad-hoc skills, then the ad-hoc skills will be given the priority. The first skill to match the message category/number on the To Do entry will be picked up.
MSG_KEY	Message Dimension Surrogate Key	CI_TD_ENTRY.MESSA GE_CAT_NBR  CI_TD_ENTRY.MESSA GE_NBR	
TD_KEY	To Do Dimension Surrogate Key	CI_TD_ENTRY.TD_E NTRY_ID	
CREATE_DATE_KEY	Create Date (Date Dimension Surrogate Key)	CI_TD_ENTRY.CRE_D TTM	<b>Transformation Logic:</b> This field is populated with the date portion.
CREATE_TIME_KEY	Create Time (Time Dimension Surrogate Key)	CI_TD_ENTRY.CRE_D TTM	<b>Transformation Logic:</b> This field is populated with the time portion.
CREATE_DTTM	Create Date/Time	CI_TD_ENTRY.CRE_D TTM	
CMPL_DATE_KEY	Complete Date (Date Dimension Surrogate Key)	CI_TD_ENTRY.COMP LETE_DTTM	<b>Transformation Logic:</b> This field is populated with the date portion.
CMPL_TIME_KEY	Complete Time (Time Dimension Surrogate Key)	CI_TD_ENTRY.COMP LETE_DTTM	<b>Transformation Logic:</b> This field is populated with the time portion.
CMPL_DTTM	Complete Date/Time	CI_TD_ENTRY.COMP LETE_DTTM	
ASSIGN_DATE_KEY	Assign Date (Date Dimension Surrogate Key)	CI_TD_ENTRY.ASSIG NED_DTTM	<b>Transformation Logic:</b> This field is populated with the date portion.

Target Field	OBIEE Field	Source Field	Transformation / Calculation Logic
ASSIGN_TIME_KEY	Assign Time (Time Dimension Surrogate Key)	CI_TD_ENTRY.ASSIGNED_DTTM	<b>Transformation Logic:</b> This field is populated with the time portion.
ASSIGN_DTTM	Assign Date/Time	CI_TD_ENTRY.ASSIGNED_DTTM	<b>Transformation Logic:</b> This field is populated with the last assigned date/time of the respective To-Do entry.
OPEN_IND	Open Indicator	CI_TD_ENTRY.ENTRY_STATUS_FLG	<b>Transformation Logic:</b> This field is populated with "1" if the To Do entry is still 'Open'. Else, it is populated with "0".
ASSIGN_IND	Assigned Indicator	CI_TD_ENTRY.ENTRY_STATUS_FLG	<b>Transformation Logic:</b> This field is populated with "1" if To Do entry is still 'Assigned'. Else, it is populated with "0".
CMPL_IND	Completed Indicator	CI_TD_ENTRY.ENTRY_STATUS_FLG	<b>Transformation Logic:</b> This field is populated with "1" if To Do entry is still 'Completed'. Else, it is populated with "0".
REL_TODOS_CNT	Number of Related To Dos		<b>Transformation Logic:</b> This field is populated with the count of other incomplete To Do entries that reference the same set of characteristics as the current To Do entry.
HOURS	Hours	CI_TD_ENTRY.CREATE_DTTM CI_TD_ENTRY.COMPLETION_DTTM	<b>Transformation Logic:</b> This field is populated with the number of hours between the Create Time and Completion Time. It is populated with "0" if the respective To Do is incomplete.
OPEN_HOURS	Open Hours	CI_TD_LOG.LOG_DURATION	<b>Transformation Logic:</b> This field is populated with the total number of hours the To Do entry was in "Open" state (not assigned).



Target Field	OBIEE Field	Source Field	Transformation / Calculation Logic
ASSIGN_HOURS	Assign Hours	CI_TD_LOG.LOG_DT TM	<b>Transformation Logic:</b> This field is populated with the total number of hours the To Do entry was in “Being Worked On” state. It is populated with “0” if the respective To Do is still being worked on. It is populated with “0” if the respective To Do is still Open.
UDM1	User Defined Measure 1		
UDM2	User Defined Measure 2		
UDM3	User Defined Measure 3		
UDM4	User Defined Measure 4		
UDM5	User Defined Measure 5		
UDDGEN1	User Defined Degenerate Dimension 1		
UDDGEN2	User Defined Degenerate Dimension 2		
UDDGEN3	User Defined Degenerate Dimension 3		
UDDGEN4	User Defined Degenerate Dimension 4		
UDDGEN5	User Defined Degenerate Dimension 5		
UDDGEN6	User Defined Degenerate Dimension 6		
UDDGEN7	User Defined Degenerate Dimension 7		
UDDGEN8	User Defined Degenerate Dimension 8		
UDDGEN9	User Defined Degenerate Dimension 9		
UDDGEN10	User Defined Degenerate Dimension 10		
FACT_CNT	Fact Count		<b>Transformation Logic:</b> This field is populated with the standard value of “1”.

---

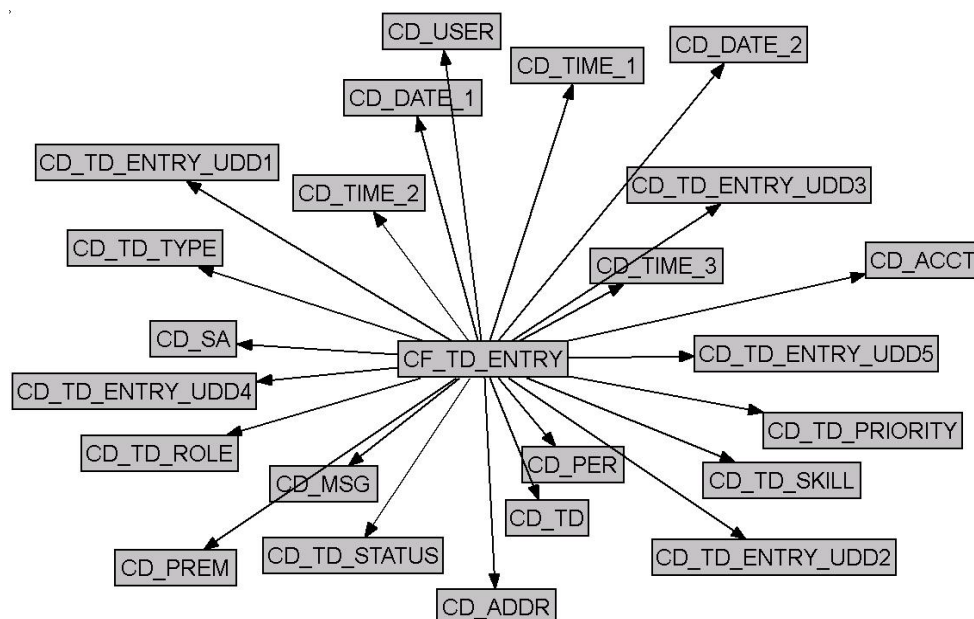
Target Field	OBIEE Field	Source Field	Transformation / Calculation Logic
DATA_SOURCE_IND	Data Source Indicator	CI_INSTALLATION.E NV_ID	<b>Transformation Logic:</b> This field is populated with the DSI value on the source product instance configuration. This table is populated as part of the initial setup and the DSI value is extracted from the environment ID of the source system (CI_INSTALLATION.E NV_ID).
JOB_NBR	Job Number		<b>Transformation Logic:</b> This field is populated with the ODI job execution session number.

---

## To Do Entry Fact

The To Do Entry fact accumulates all To-Do entries created in the source system. This fact captures metrics, such as the number hours it was open, assigned, total hours, and also the number of related To Dos.

### Entity Relationship Diagram



### Properties

Property	Value
Target Table Name	CF_TD_ENTRY
Table Type	Fact
Fact Type	Accumulation
Driver Table	CI_TD_ENTRY
Stage Table Name	STG_CF_TD_ENTRY
ODI Package Name	B1_PKG_CF_TD_ENTRY
ETL View Name	B1_F_TD_ENTRY_VW
Materialized View Name	B1_TD_ENTRY_DOW_MV1 B1_TD_ENTRY_DOW_MV2 B1_TD_ENTRY_MON_TOPX_MV1

## Fields

Target Field	OBIEE Field	Source Field	Transformation / Calculation Logic
TD_ENTRY_KEY	To Do Dimension Surrogate Key		<b>Transformation Logic:</b> This field is populated with the sequence from OUBI_TD_ENTRY_SEQ.
SRC_TD_ENTRY_ID	To Do Entry ID (Natural Key)	CI_TD_ENTRY.TD_ENTRY_ID	
SA_KEY	Service Agreement Dimension Surrogate Key	CI_TD_ENTRY.CHAR_VAL_FK1	<b>Transformation Logic:</b> This field is populated with the SA ID associated with the To Do Entry for characteristic type configured as part of the BI configuration in the source system.  For details, see the <b>BI-Oriented Master Configuration</b> in the <b>Oracle Utilities Customer Care &amp; Billing (CCB)</b> section (in the <b>Configuring Oracle Utilities Analytics</b> chapter) in the <i>Oracle Utilities Analytics Administration Guide</i> .
PER_KEY	Person Dimension Surrogate Key	CI_TD_ENTRY.CHAR_VAL_FK1	<b>Transformation Logic:</b> This field is populated with the Person ID associated with the To Do Entry for characteristic type configured as part of the BI configuration in the source system.  For details, see the <b>BI-Oriented Master Configuration</b> in the <b>Oracle Utilities Customer Care &amp; Billing (CCB)</b> section (in the <b>Configuring Oracle Utilities Analytics</b> chapter) in the <i>Oracle Utilities Analytics Administration Guide</i> .

Target Field	OBIEE Field	Source Field	Transformation / Calculation Logic
ACCT_KEY	Account Dimension Surrogate Key	CI_TD_ENTRY_CHA. CHAR_VAL_FK1	<p><b>Transformation Logic:</b> This field is populated with the Account ID associated with the To Do Entry for characteristic type configured as part of the BI configuration in the source system.</p> <p>For details, see the <b>BI-Oriented Master Configuration</b> in the <b>Oracle Utilities Customer Care &amp; Billing (CCB)</b> section (in the <b>Configuring Oracle Utilities Analytics</b> chapter) in the <i>Oracle Utilities Analytics Administration Guide</i>.</p>
PREM_KEY	Premise Dimension Surrogate Key	CI_TD_ENTRY_CHA. CHAR_VAL_FK1	<p><b>Transformation Logic:</b> This field is populated with the Premise ID associated with the To Do Entry for characteristic type configured as part of the BI configuration in the source system.</p> <p>For details, see the <b>BI-Oriented Master Configuration</b> in the <b>Oracle Utilities Customer Care &amp; Billing (CCB)</b> section (in the <b>Configuring Oracle Utilities Analytics</b> chapter) in the <i>Oracle Utilities Analytics Administration Guide</i>.</p>

Target Field	OBIEE Field	Source Field	Transformation / Calculation Logic
ADDR_KEY	Address Dimension Surrogate Key	CI_TD_ENTRY_CHA. CHAR_VAL_FK1	<p><b>Transformation Logic:</b> This field is populated with the Premise ID associated with the To Do Entry for characteristic type configured as part of the BI configuration in the source system.</p> <p>For details, see the <b>BI-Oriented Master Configuration</b> in the <b>Oracle Utilities Customer Care &amp; Billing (CCB)</b> section (in the <b>Configuring Oracle Utilities Analytics</b> chapter) in the <i>Oracle Utilities Analytics Administration Guide</i>.</p>
USER_KEY	User Dimension Surrogate Key	CI_TD_ENTRY.ASSIG NED_USER_ID	
TD_TYPE_KEY	To Do Type Dimension Key	CI_TD_ENTRY.TD_TY PE_CD	
TD_ROLE_KEY	To Do Role Dimension Key	CI_TD_ENTRY.ROLE_ ID	
TD_STATUS_KEY	To Do Status Dimension Key	CI_TD_ENTRY.ENTR Y_STATUS_FLG	
TD_PRIORITY_KEY	To Do Priority Dimension Key	CI_TD_ENTRY.TD_PR IORITY_FLG	

Target Field	OBIEE Field	Source Field	Transformation / Calculation Logic
TD_SKILL_KEY	To Do Skill Dimension Surrogate Key	CI_TD_TYPE_CHAR.A DHOC_CHAR_VAL  CI_TD_TYPE_CHAR.C HAR_TYPE_CD  CI_TD_TYPE_CHAR.C HAR_VAL	<b>Transformation Logic:</b> This field is populated based on the characteristic types configured on the To Do entry's To Do type. Only those characteristic types configured as skills in the AQM feature configuration will be considered.  If a To Do type has both regular skills and ad-hoc skills, then the ad-hoc skills will be given the priority. The first skill to match the message category/number on the To Do entry will be picked up.
MSG_KEY	Message Dimension Surrogate Key	CI_TD_ENTRY.MESSA GE_CAT_NBR  CI_TD_ENTRY.MESSA GE_NBR	
TD_KEY	To Do Dimension Surrogate Key	CI_TD_ENTRY.TD_E NTRY_ID	
CREATE_DATE_KEY	Create Date (Date Dimension Surrogate Key)	CI_TD_ENTRY.CRE_D TTM	<b>Transformation Logic:</b> This field is populated with the date portion.
CREATE_TIME_KEY	Create Time (Time Dimension Surrogate Key)	CI_TD_ENTRY.CRE_D TTM	<b>Transformation Logic:</b> This field is populated with the time portion.
CREATE_DTTM	Create Date/Time	CI_TD_ENTRY.CRE_D TTM	
CMPL_DATE_KEY	Complete Date (Date Dimension Surrogate Key)	CI_TD_ENTRY.COMP LETE_DTTM	<b>Transformation Logic:</b> This field is populated with the date portion.
CMPL_TIME_KEY	Complete Time (Time Dimension Surrogate Key)	CI_TD_ENTRY.COMP LETE_DTTM	<b>Transformation Logic:</b> This field is populated with the time portion.
CMPL_DTTM	Complete Date/Time	CI_TD_ENTRY.COMP LETE_DTTM	
ASSIGN_DATE_KEY	Assign Date (Date Dimension Surrogate Key)	CI_TD_ENTRY.ASSIG NED_DTTM	<b>Transformation Logic:</b> This field is populated with the date portion.

Target Field	OBIEE Field	Source Field	Transformation / Calculation Logic
ASSIGN_TIME_KEY	Assign Time (Time Dimension Surrogate Key)	CI_TD_ENTRY.ASSIGNED_DTTM	<b>Transformation Logic:</b> This field is populated with the time portion.
ASSIGN_DTTM	Assign Date/Time	CI_TD_ENTRY.ASSIGNED_DTTM	<b>Transformation Logic:</b> This field is populated with the last assigned date/time of the respective To-Do entry.
OPEN_IND	Open Indicator	CI_TD_ENTRY.ENTRY_STATUS_FLG	<b>Transformation Logic:</b> This field is populated with "1" if the To Do entry is still 'Open'. Else, it is populated with "0".
ASSIGN_IND	Assigned Indicator	CI_TD_ENTRY.ENTRY_STATUS_FLG	<b>Transformation Logic:</b> This field is populated with "1" if To Do entry is still 'Assigned'. Else, it is populated with "0".
CMPL_IND	Completed Indicator	CI_TD_ENTRY.ENTRY_STATUS_FLG	<b>Transformation Logic:</b> This field is populated with "1" if To Do entry is still 'Completed'. Else, it is populated with "0".
REL_TODOS_CNT	Number of Related To Dos		<b>Transformation Logic:</b> This field is populated with the count of other incomplete To Do entries that reference the same set of characteristics as the current To Do entry.
HOURS	Hours	CI_TD_ENTRY.CREATE_DTTM CI_TD_ENTRY.COMPLETION_DTTM	<b>Transformation Logic:</b> This field is populated with the number of hours between the Create Time and Completion Time. It is populated with "0" if the respective To Do is incomplete.
OPEN_HOURS	Open Hours	CI_TD_LOG.LOG_DURATION	<b>Transformation Logic:</b> This field is populated with the total number of hours the To Do entry was in "Open" state (not assigned).



Target Field	OBIEE Field	Source Field	Transformation / Calculation Logic
ASSIGN_HOURS	Assign Hours	CI_TD_LOG.LOG_DT TM	<b>Transformation Logic:</b> This field is populated with the total number of hours the To Do entry was in “Being Worked On” state. It is populated with “0” if the respective To Do is still being worked on. It is populated with “0” if the respective To Do is still Open.
UDM1	User Defined Measure 1		
UDM2	User Defined Measure 2		
UDM3	User Defined Measure 3		
UDM4	User Defined Measure 4		
UDM5	User Defined Measure 5		
UDDGEN1	User Defined Degenerate Dimension 1		
UDDGEN2	User Defined Degenerate Dimension 2		
UDDGEN3	User Defined Degenerate Dimension 3		
UDDGEN4	User Defined Degenerate Dimension 4		
UDDGEN5	User Defined Degenerate Dimension 5		
UDDGEN6	User Defined Degenerate Dimension 6		
UDDGEN7	User Defined Degenerate Dimension 7		
UDDGEN8	User Defined Degenerate Dimension 8		
UDDGEN9	User Defined Degenerate Dimension 9		
UDDGEN10	User Defined Degenerate Dimension 10		
TD_ENTRY_UDD1_KEY	To Do Entry User Defined Dimension 1 Surrogate Key		

Target Field	OBIEE Field	Source Field	Transformation / Calculation Logic
TD_ENTRY_UDD2_KEY	To Do Entry User Defined Dimension 2 Surrogate Key		
TD_ENTRY_UDD3_KEY	To Do Entry User Defined Dimension 3 Surrogate Key		
TD_ENTRY_UDD4_KEY	To Do Entry User Defined Dimension 4 Surrogate Key		
TD_ENTRY_UDD5_KEY	To Do Entry User Defined Dimension 5 Surrogate Key		
FACT_CNT	Fact Count		<b>Transformation Logic:</b> This field is populated with the standard value of “1”.
DATA_SOURCE_IND	Data Source Indicator	B1_PROD_INSTANCE. DSI	<b>Transformation Logic:</b> This field is populated with the DSI value on the source product instance configuration. This table is populated as part of the initial setup and the DSI value is extracted from the environment ID of the source system (CI_INSTALLATION_ENV_ID).
JOB_NBR	Job Number		<b>Transformation Logic:</b> This field is populated with the ODI job execution session number.