

**Oracle Utilities Extractors and Schema
for Oracle Utilities Meter Data
Management**

Data Mapping Guide

Release 2.6.0

E70888-01

April 2016

Copyright © 2016, Oracle and/or its affiliates. All rights reserved.

This software and related documentation are provided under a license agreement containing restrictions on use and disclosure and are protected by intellectual property laws. Except as expressly permitted in your license agreement or allowed by law, you may not use, copy, reproduce, translate, broadcast, modify, license, transmit, distribute, exhibit, perform, publish, or display any part, in any form, or by any means. Reverse engineering, disassembly, or decompilation of this software, unless required by law for interoperability, is prohibited.

The information contained herein is subject to change without notice and is not warranted to be error-free. If you find any errors, please report them to us in writing.

If this is software or related documentation that is delivered to the U.S. Government or anyone licensing it on behalf of the U.S. Government, the following notice is applicable:

U.S. GOVERNMENT END USERS: Oracle programs, including any operating system, integrated software, any programs installed on the hardware, and/or documentation, delivered to U.S. Government end users are “commercial computer software” pursuant to the applicable Federal Acquisition Regulation and agency-specific supplemental regulations. As such, use, duplication, disclosure, modification, and adaptation of the programs, including any operating system, integrated software, any programs installed on the hardware, and/or documentation, shall be subject to license terms and license restrictions applicable to the programs. No other rights are granted to the U.S. Government.

This software or hardware is developed for general use in a variety of information management applications. It is not developed or intended for use in any inherently dangerous applications, including applications that may create a risk of personal injury. If you use this software or hardware in dangerous applications, then you shall be responsible to take all appropriate fail-safe, backup, redundancy, and other measures to ensure its safe use. Oracle Corporation and its affiliates disclaim any liability for any damages caused by use of this software or hardware in dangerous applications.

Oracle and Java are registered trademarks of Oracle and/or its affiliates. Other names may be trademarks of their respective owners.

Intel and Intel Xeon are trademarks or registered trademarks of Intel Corporation. All SPARC trademarks are used under license and are trademarks or registered trademarks of SPARC International, Inc. AMD, Opteron, the AMD logo, and the AMD Opteron logo are trademarks or registered trademarks of Advanced Micro Devices. UNIX is a registered trademark of The Open Group.

This software or hardware and documentation may provide access to or information on content, products, and services from third parties. Oracle Corporation and its affiliates are not responsible for and expressly disclaim all warranties of any kind with respect to third-party content, products, and services. Oracle Corporation and its affiliates will not be responsible for any loss, costs, or damages incurred due to your access to or use of third-party content, products, or services.

Contents

Preface	i
Audience	i
Documentation Accessibility	i
Related Documents	i
Conventions.....	ii
Acronyms.....	ii
Chapter 1	
Overview	1-1
Terminologies.....	1-1
<Table Name>	1-1
Chapter 2	
Data Maps for Oracle Utilities Meter Data Management	2-1
Dimensions.....	2-2
Consumption Snapshot Type Dimension.....	2-2
Contact Dimension.....	2-4
Days Since Last Normal Measurement Dimension.....	2-6
Days Since Last Usage Transaction Type Dimension.....	2-8
Meter Device Dimension.....	2-10
Device Event BO Status Dimension	2-13
Device Activity Type Dimension	2-16
Device Activity BO Status Dimension	2-18
Device Event Type Dimension.....	2-21
Exception Severity Dimension.....	2-23
Exception Type Dimension.....	2-25
IMD Type Dimension.....	2-27
Installation Event BO Status Dimension	2-28
Measurement Condition Code Dimension	2-31
Measuring Component Dimension	2-33
Service Point BO Status Dimension	2-36
Service Point Dimension.....	2-38
Service Provider Dimension.....	2-41
Unreported Usage Analysis Snapshot Type Dimension	2-43
UOM/ TOU Dimension	2-45
UOM/ TOU/ SQI Dimension	2-47
Usage Calculation Group Dimension.....	2-50
Usage Subscription Dimension.....	2-52
VEE Rule Dimension.....	2-54
Shared Dimensions.....	2-57
Account Dimension.....	2-57
Address Dimension	2-57
Person Dimension.....	2-60
Premise Dimension.....	2-60
Service Agreement Dimension.....	2-60
Facts.....	2-61

Device Activity Fact.....	2-61
Device Event Fact.....	2-67
Installation Event Fact	2-73
Service Point Accumulation Fact.....	2-79
Service Point Snapshot Fact.....	2-85
Unreported Usage Analysis Snapshot Fact	2-91
Usage Snapshot Fact.....	2-98
VEE Exception Snapshot Fact.....	2-105
MDM Objects Referenced in Oracle Utilities Extractors and Schema.....	2-113
Measured Quantity Dimension Views	2-113
Quality Count Dimension View	2-114
Timeliness Count Dimension View	2-116
Timeliness Quantity Dimension View	2-117
Measuring Component Dimension View.....	2-118
Time of Use Map Dimension Table.....	2-120
Time of Use Language Dimension Table.....	2-120
Time of Use Map Language Dimension Table	2-121
Measured Quantity Fact View.....	2-122
Quality Count Fact View	2-122
Timeliness Count Fact View	2-123
Timeliness Quantity Fact View	2-124

Preface

This guide provides the data mapping information from the Oracle Utilities Meter Data Management source system to the Oracle Utilities Extractors and Schema target product.

Audience

The guide is intended for all implementers of Oracle Utilities Extractors and Schema for Oracle Utilities Meter Data Management.

Documentation Accessibility

For information about configuring and using accessibility features for Oracle Utilities Analytics, see the documentation at http://docs.oracle.com/cd/E23943_01/bi.1111/e10544/appaccess.htm#BIEUG2756.

For information about Oracle's commitment to accessibility, visit the Oracle Accessibility Program website at <http://www.oracle.com/us/corporate/accessibility/index.html>.

Access to Oracle Support

Oracle customers have access to electronic support through My Oracle Support. For more information, visit: <http://www.oracle.com/pls/topic/lookup?ctx=acc&id=info> or <http://www.oracle.com/pls/topic/lookup?ctx=acc&id=trs> if you are hearing impaired.

Related Documents

For more information, see the following documents:

- *Oracle Utilities Analytics Release Notes*
- *Oracle Utilities Getting Started Guide*
- *Oracle Utilities Analytics Quick Install Guide*
- *Oracle Utilities Analytics Installation Guide*
- *Oracle Utilities Analytics Administration Guide*
- *Oracle Utilities Developer's Guide*

See Also:

- Oracle Utilities Meter Data Management Documentation Library

Conventions

The following notational conventions are used in this document:

Notation	Indicates
boldface	Graphical user interface elements associated with an action, terms defined in text, or terms defined in the glossary
<i>italic</i>	Book titles, emphasis, or placeholder variables for which you supply particular values
monospace	Commands within a paragraph, URLs, code in examples, text that appears on the screen, or text that you enter

Acronyms

The following acronyms are used in this document:

- MDM - Oracle Utilities Meter Data Management
- MWM - Oracle Utilities Mobile Workforce Management
- CCB - Oracle Utilities Customer Care and Billing
- NMS - Oracle Utilities Network Management System
- ETL - Extraction, Transformation, and Loading
- ODI - Oracle Data Integrator
- OBIEE - Oracle Business Intelligence Enterprise Edition
- OUAF - Oracle Utilities Application Framework

Chapter 1

Overview

This guide provides the data mapping information from the Oracle Utilities Meter Data Management source system to the Oracle Utilities Extractors and Schema target product, along with the rules of data transformation

Terminologies

This section describes the terminology used for data maps included in the document.

<Table Name>

The Table Name indicates the name of the fact or the dimension in a star schema in the data warehouse.

Properties

The Properties table lists properties of the table independent of each field. The following properties are listed in the table:

Property	Value
Target Table	Name of the table in the target schema (data warehouse) into which data is loaded
Table Type	Fact or Dimension
SCD Type	Type 1 - Existing records are updated directly. The nature of the dimension depends on how it handles changes made in the source system. Type 2 - When changes occur, a new effective row is inserted. The existing records are deactivated by entering the current date as the effective end date and new records are inserted with an effective start date as today's date. The new record will have the end date as a high date.

Property	Value
Fact Type	<p>Whether this is a snapshot or accumulation fact table</p> <p>Snapshot - Captures a snapshot view of the data as available in the source system during that period (monthly or weekly). Each snapshot's data is stored independently.</p> <p>Accumulation - Data from the source system is accumulated periodically. Changes from source system will be merged with the existing data. Multiple copies of the same data will not be maintained.</p>
Source System Driver Table	Name of the table in source database on which the data is primarily based
Source System Download Table	<p>Name of the download table populated by the source batch program.</p> <p>Note that this property is applicable only for the snapshot facts for which special batch programs have been designed in the source system for data extraction.</p>
Stage Table	Name of the table in the staging schema (data warehouse) that can be used to query the data records generated by the ETL logic
Oracle Data Integrator Package	Name of the ODI package that needs to be executed to transform data from the replication layer and populate a specific target table in the data warehouse
ETL View	Resides in the replication layer and fetches the base values from the replication tables as a starting point for further transformations to be done by the Oracle Data Integrator interfaces
Materialized View	<p>Names of the materialized views delivered with the product for a specific fact table</p> <p>These materialized views are designed to support all of the OBIEE answers delivered with the product. Refreshing these materialized views will be taken care by separate ETL jobs.</p>
Source Batch Program	The batch program that needs to be executed in the MDM system to extract the data into download tables. This is available only for the MDM snapshot facts.

Fields

The Fields table lists the individual properties of each field in the fact or dimension table. It includes the following columns:

Property	Value
Target Field	Name of the column in the fact or dimension table present in the data warehouse. The extracted/transformed data is loaded here.
Description	Description of the target field
Source Field	Name of the field from the source application used to load the target field either directly or after transformation

Property	Value
Transformation Logic	Specifies the details of how the data from the source field is transformed before being populated into the target field.

Field Categories

This table lists the categories under which the fields in a particular fact or dimension are grouped. The categories presented are as below:

Category	Details
Surrogate Key	The primary key on the fact/dimension table maintained within the data warehouse.
Natural Keys	<p>The set of columns from the source system define the granularity of the fact or dimension table. The natural key columns from the source along with certain other data load attributes can be used to uniquely identify a record in the table.</p> <p>The additional columns needed for the identification depend on the type of the table as listed below:</p> <ul style="list-style-type: none"> • SCD Type 1 Dimension - Data Source Indicator • SCD Type 2 Dimension - Effective Start Date, Effective End Date, Data Source Indicator • Accumulation Fact - Data Source Indicator • Snapshot Fact - Snapshot Date, Data Source Indicator
Attributes	Hold descriptive data from the source system and are typically available in dimension tables.
Measures	Hold numerical value based data calculated from the source system data and are typically available on fact tables.
Degenerate Dimensions	Hold descriptive data from the source system and are typically available in fact tables. These cannot be grouped into any of the available dimensions.
Foreign Keys	Foreign key references on the fact tables to the dimension tables.
User Defined Attributes	Additional fields available to customers for extending the star schemas. These fields will not be populated out of the box. Customers need to customize the ETL and populate these fields.
Data Load Attributes	Hold the date/time information, job number details, etc, related to the ETL processes, that are needed for audit purposes.

Chapter 2

Data Maps for Oracle Utilities Meter Data Management

This chapter contains data maps for the following Oracle Utilities Extractors and Schema for Oracle Utilities Meter Data Management tables:

- [Dimensions](#)
- [Shared Dimensions](#)
- [Facts](#)
- [MDM Objects Referenced in Oracle Utilities Extractors and Schema](#)

Dimensions

This section lists all the dimension tables that belong to the Oracle Utilities Meter Data Management star schemas only and are populated only from the Oracle Utilities Meter Data Management source product.

Consumption Snapshot Type Dimension

The Consumption Snapshot Type dimension defines the granularity of aggregated consumptions of a service point. It stores the values from the Oracle Utilities Meter Data Management lookup for Consumption Snapshot Type.

Properties

Property	Value
Target Table	CD_CONS_TYPE
Table Type	Dimension
SCD Type	Type 1
Source System Driver Table	F1_EXT_LOOKUP_VAL_L
Stage Table	STG_CD_CONS_TYPE
ODI Package	B1_PKG_CD_CONS_TYPE
ETL View	B1_D_CONS_TYPE_VW

Fields

Target Field	Description	Source Field	Transformation Logic
Surrogate Key			
CONS_TYPE_KEY	Consumption Snapshot Type Key		This field is populated from the OUBI_CONS_TYPE_SEQ sequence.
Natural Keys			
CONS_SNAPSHOT_TYPE_CD	Consumption Snapshot Type Code	F1_EXT_LOOKUP_VAL_L.F1_EXT_LOOKUP_VAL_L.LUE	This field is populated with values defined for the D2-ConsumptionSnapshotTypeLookup lookup business object.
Attributes			
CONS_SNAPSHOT_TYPE_DESCR	Usage Snapshot Type	F1_EXT_LOOKUP_VAL_L.DESCR_OVRD F1_EXT_LOOKUP_VAL_L.DESCR	If override description is not available, regular description is extracted.
User Defined Attributes			
UDF1_CD	User Defined Field 1 Code		

Target Field	Description	Source Field	Transformation Logic
UDF1_DESCR	User Defined Field 1 Description		
UDF2_CD	User Defined Field 2 Code		
UDF2_DESCR	User Defined Field 2 Description		
UDF3_CD	User Defined Field 3 Code		
UDF3_DESCR	User Defined Field 3 Description		
UDF4_CD	User Defined Field 4 Code		
UDF4_DESCR	User Defined Field 4 Description		
UDF5_CD	User Defined Field 5 Code		
UDF5_DESCR	User Defined Field 5 Description		
UDF6_CD	User Defined Field 6 Code		
UDF6_DESCR	User Defined Field 6 Description		
UDF7_CD	User Defined Field 7 Code		
UDF7_DESCR	User Defined Field 7 Description		
UDF8_CD	User Defined Field 8 Code		
UDF8_DESCR	User Defined Field 8 Description		
UDF9_CD	User Defined Field 9 Code		
UDF9_DESCR	User Defined Field 9 Description		
UDF10_CD	User Defined Field 10 Code		
UDF10_DESCR	User Defined Field 10 Description		
Data Load Attributes			
UPDATE_DTTM	Update Date and Time		
DATA_LOAD_DTTM	Data Load Date/Time		This field is populated with the load timestamp value.

Target Field	Description	Source Field	Transformation Logic
DATA_SOURCE_IND	Data Source Indicator	CI_INSTALLATION.ENV_ID	This field is populated with the DSI value on the source product instance configuration. The table is populated as part of the initial setup and the DSI value is extracted from the environment ID of the source system.
JOB_NBR	Job Number		This field is populated with the ODI job execution session number.

Contact Dimension

The Contact dimension includes a record for every contact in the Oracle Utilities Meter Data Management system.

Properties

Property	Value
Target Table	CD_CONTACT
Table Type	Dimension
SCD Type	Type 2
Source System Driver Table	D1_CONTACT
Stage Table	STG_CD_CONTACT
ODI Package	B1_PKG_CD_CONTACT
ETL View	B1_D_CONTACT_VW

Fields

Target Field	Description	Source Field	Transformation Logic
Surrogate Key			
CONTACT_KEY	Contact Dimension Surrogate Key		This field is populated from the OUBL_CONTACT_SEQ sequence.
Natural Keys			
SRC_CONTACT_ID	Contact ID	D1_CONTACT.CONTACT_ID	

Target Field	Description	Source Field	Transformation Logic
Attributes			
CONTACT_INFO	Customer	D1_CONTACT_NAME.N AME_VALUE D1_CONTACT_PHONE. PHONE_VALUE	This field is a concatenation of contact's primary name and home/business phone information.
User Defined Attributes			
UDF1_CD	User Defined Field 1 Code		
UDF1_DESCR	User Defined Field 1 Description		
UDF2_CD	User Defined Field 2 Code		
UDF2_DESCR	User Defined Field 2 Description		
UDF3_CD	User Defined Field 3 Code		
UDF3_DESCR	User Defined Field 3 Description		
UDF4_CD	User Defined Field 4 Code		
UDF4_DESCR	User Defined Field 4 Description		
UDF5_CD	User Defined Field 5 Code		
UDF5_DESCR	User Defined Field 5 Description		
UDF6_CD	User Defined Field 6 Code		
UDF6_DESCR	User Defined Field 6 Description		
UDF7_CD	User Defined Field 7 Code		
UDF7_DESCR	User Defined Field 7 Description		
UDF8_CD	User Defined Field 8 Code		
UDF8_DESCR	User Defined Field 8 Description		
UDF9_CD	User Defined Field 9 Code		
UDF9_DESCR	User Defined Field 9 Description		
UDF10_CD	User Defined Field 10 Code		
UDF10_DESCR	User Defined Field 10 Description		

Target Field	Description	Source Field	Transformation Logic
Data Load Attributes			
EFF_START_DTTM	Effective Start Date/Time		
EFF_END_DTTM	Effective End Date/Time		
DATA_LOAD_DTTM	Data Load Date/Time		This field is populated with the load timestamp value.
DATA_SOURCE_IND	Data Source Indicator	CI_INSTALLATION.ENV_ID	This field is populated with the DSI value on the source product instance configuration. The table is populated as part of the initial setup and the DSI value is extracted from the environment ID of the source system.
JOB_NBR	Job Number		This field is populated with the ODI job execution session number.

Days Since Last Normal Measurement Dimension

The Days Since Last Normal Measurement dimension defines the age ranges for days since the last normal measurement was received. There is a record on the dimension for every Days Since Last Normal Measurement bucket defined in the Oracle Utilities Meter Data Management system.

Properties

Property	Value
Target Table	CD_DAYS_LAST_MSRMT
Table Type	Dimension
SCD Type	Type 1
Source System Driver Table	F1_EXT_LOOKUP_VAL_L
Stage Table	STG_CD_DAYS_LAST_MSRMT
ODI Package	B1_PKG_CD_DAYS_LAST_MSRMT
ETL View	B1_D_DAYS_LAST_MSRMT_VW

Fields

Target Field	Description	Source Field	Transformation Logic
Surrogate Key			
DAYS_LAST_MSRMT_KEY	Days Since Last Normal Measurement Dimension Surrogate Key		This field is populated from the OUBI_DAYS_LAST_MSRMT_SEQ sequence.

Target Field	Description	Source Field	Transformation Logic
Natural Keys			
DAY_LAST_MSRMT_CD	Days Since Last Normal Measurement Code	F1_EXT_LOOKUP_VAL_ L.F1_EXT_LOOKUP_VA LUE	This field is populated with values defined for the D1-DaysSinceLastNormalMsrmtLkp lookup business object.
Attributes			
DAY_LAST_MSRMT_ DESCR	Days Since Last Normal Measurement	F1_EXT_LOOKUP_VAL_ L.DESCR_OVRD F1_EXT_LOOKUP_VAL_ L.DESCR	If override description is not available, regular description is extracted.
User Defined Attributes			
UDF1_CD	User Defined Field 1 Code		
UDF1_DESCR	User Defined Field 1 Description		
UDF2_CD	User Defined Field 2 Code		
UDF2_DESCR	User Defined Field 2 Description		
UDF3_CD	User Defined Field 3 Code		
UDF3_DESCR	User Defined Field 3 Description		
UDF4_CD	User Defined Field 4 Code		
UDF4_DESCR	User Defined Field 4 Description		
UDF5_CD	User Defined Field 5 Code		
UDF5_DESCR	User Defined Field 5 Description		
UDF6_CD	User Defined Field 6 Code		
UDF6_DESCR	User Defined Field 6 Description		
UDF7_CD	User Defined Field 7 Code		
UDF7_DESCR	User Defined Field 7 Description		
UDF8_CD	User Defined Field 8 Code		
UDF8_DESCR	User Defined Field 8 Description		
UDF9_CD	User Defined Field 9 Code		
UDF9_DESCR	User Defined Field 9 Description		

Target Field	Description	Source Field	Transformation Logic
UDF10_CD	User Defined Field 10 Code		
UDF10_DESCR	User Defined Field 10 Description		
Data Load Attributes			
UPDATE_DTTM	Update Date and Time		
DATA_LOAD_DTTM	Data Load Date/Time		This field is populated with the load timestamp value.
DATA_SOURCE_IND	Data Source Indicator	CI_INSTALLATION.ENV_ID	This field is populated with the DSI value on the source product instance configuration. The table is populated as part of the initial setup and the DSI value is extracted from the environment ID of the source system.
JOB_NBR	Job Number		This field is populated with the ODI job execution session number.

Days Since Last Usage Transaction Type Dimension

The Days Since Last Usage Transaction Type dimension defines the bucket definitions for the number of days since the last usage transaction was sent for the service point.

Properties

Property	Value
Target Table	CD_DAYS_LASTUT_TYPE
Table Type	Dimension
SCD Type	Type 1
Source System Driver Table	F1_EXT_LOOKUP_VAL_L
Stage Table	STG_CD_DAYS_LASTUT_TYPE
ODI Package	B1_PKG_CD_DAYS_LASTUT_TYPE
ETL View	B1_D_DAYS_LASTUT_TYPE_VW

Fields

Target Field	Description	Source Field	Transformation Logic
Surrogate Key			
DAYS_LASTUT_TYPE_KEY	Days Since Last UT Type Dimension Surrogate Key		This field is populated from the OUBI_DAYS_LASTUT_TYPE_SEQ sequence.
Natural Keys			
DAYS_LASTUT_TYPE_CD	Days Since Last UT Type Code	F1_EXT_LOOKUP_VALUE.LF1_EXT_LOOKUP_VALUE	This field is populated with values defined for the D2-DaysSinceLastUTLookup lookup business object.
Attributes			
DAYS_LASTUT_TYPE_DESCR	Days Since Last UT Type	F1_EXT_LOOKUP_VALUE.L.DESCR_OVRD F1_EXT_LOOKUP_VALUE.L.DESCR	If override description is not available, regular description is extracted.
User Defined Attributes			
UDF1_CD	User Defined Field 1 Code		
UDF1_DESCR	User Defined Field 1 Description		
UDF2_CD	User Defined Field 2 Code		
UDF2_DESCR	User Defined Field 2 Description		
UDF3_CD	User Defined Field 3 Code		
UDF3_DESCR	User Defined Field 3 Description		
UDF4_CD	User Defined Field 4 Code		
UDF4_DESCR	User Defined Field 4 Description		
UDF5_CD	User Defined Field 5 Code		
UDF5_DESCR	User Defined Field 5 Description		
UDF6_CD	User Defined Field 6 Code		
UDF6_DESCR	User Defined Field 6 Description		
UDF7_CD	User Defined Field 7 Code		
UDF7_DESCR	User Defined Field 7 Description		

Target Field	Description	Source Field	Transformation Logic
UDF8_CD	User Defined Field 8 Code		
UDF8_DESCR	User Defined Field 8 Description		
UDF9_CD	User Defined Field 9 Code		
UDF9_DESCR	User Defined Field 9 Description		
UDF10_CD	User Defined Field 10 Code		
UDF10_DESCR	User Defined Field 10 Description		
Data Load Attributes			
UPDATE_DTTM	Update Date and Time		
DATA_LOAD_DTTM	Data Load Date/Time		This field is populated with the load timestamp value.
DATA_SOURCE_IND	Data Source Indicator	CI_INSTALLATION.ENV_ID	This field is populated with the DSI value on the source product instance configuration. The table is populated as part of the initial setup and the DSI value is extracted from the environment ID of the source system.
JOB_NBR	Job Number		This field is populated with the ODI job execution session number.

Meter Device Dimension

The Meter Device dimension stores the details of all the devices in the Oracle Utilities Meter Data Management system.

Properties

Property	Value
Target Table	CD_MTR_DEVICE
Table Type	Dimension
SCD Type	Type 2
Source System Driver Table	D1_DVC
Stage Table	STG_CD_MTR_DEVICE
ODI Package	B1_PKG_CD_MTR_DEVICE
ETL View	B1_D_MTR_DEVICE_VW

Fields

Target Field	Description	Source Field	Transformation Logic
Surrogate Key			
MTR_DEVICE_KEY	Meter Device Surrogate Key		This field is populated from the OUBI_MTR_DEVICE_SEQ sequence.
Natural Keys			
SRC_MTR_DEVICE_ID	Device ID	D1_DVC.D1_DEVICE_ID	
Attributes			
MTR_DEVICE_TYPE_CD	Device Type Code	D1_DVC.DEVICE_TYPE_CD	
MANUFACTURER_CD	Manufacturer Code	D1_DVC.MANUFACTURER_CD	
MODEL_CD	Model Code	D1_DVC.D1_MODEL_CD	
HEAD_END_CD	Head End System Code	D1_DVC.D1_SPR_CD D1_DVC.D1_DVC_TYPE D1_DVC.D1_SPR_CD	This field is populated with the override service provider stored on the device. If not found, it is populated with the fallback service provider on the device type.
DEVICE_CAT_CD	Device Category Code	F1_BUS_OBJ_OPT.BUS_OBJ_OPT_VAL	This field is populated with the device's category defined on the business object's option.
MTR_DEVICE_INFO	Device Information		This field is a concatenation of device comprising the device identifier, device type description, installation information, service provider, and device status.
MTR_DEVICE_TYPE_DESCR	Device Type Description	D1_DVC_TYPE_L.DESCR100	
MANUFACTURER_DESCR	Manufacturer Description	D1_MANUFACTURER_L.DESCR100	
MODEL_DESCR	Model Description	D1_MODEL_L.DESCR100	
HEAD_END_DESCR	Head End System Description	D1_SPR_L.DESCR100	

Target Field	Description	Source Field	Transformation Logic
DEVICE_CAT_DESCR	Device Category Description	CI_LOOKUP_VAL_L.DE SCR_OVRD CI_LOOKUP_VAL_L.DE SCR	If override description is not available, regular description is extracted.
User Defined Attributes			
UDF1_CD	User Defined Field 1 Code		
UDF1_DESCR	User Defined Field 1 Description		
UDF2_CD	User Defined Field 2 Code		
UDF2_DESCR	User Defined Field 2 Description		
UDF3_CD	User Defined Field 3 Code		
UDF3_DESCR	User Defined Field 3 Description		
UDF4_CD	User Defined Field 4 Code		
UDF4_DESCR	User Defined Field 4 Description		
UDF5_CD	User Defined Field 5 Code		
UDF5_DESCR	User Defined Field 5 Description		
UDF6_CD	User Defined Field 6 Code		
UDF6_DESCR	User Defined Field 6 Description		
UDF7_CD	User Defined Field 7 Code		
UDF7_DESCR	User Defined Field 7 Description		
UDF8_CD	User Defined Field 8 Code		
UDF8_DESCR	User Defined Field 8 Description		
UDF9_CD	User Defined Field 9 Code		
UDF9_DESCR	User Defined Field 9 Description		
UDF10_CD	User Defined Field 10 Code		
UDF10_DESCR	User Defined Field 10 Description		
Data Load Attributes			
EFF_START_DTTM	Effective Start Date/Time		

Target Field	Description	Source Field	Transformation Logic
EFF_END_DTTM	Effective End Date/Time		
DATA_LOAD_DTTM	Data Load Date/Time		This field is populated with the load timestamp value.
DATA_SOURCE_IND	Data Source Indicator	CL_INSTALLATION.ENV_ID	This field is populated with the DSI value on the source product instance configuration. The table is populated as part of the initial setup and the DSI value is extracted from the environment ID of the source system.
JOB_NBR	Job Number		This field is populated with the ODI job execution session number.

Device Event BO Status Dimension

The Device Event BO Status dimension stores the device event statuses for various device event business objects in the Oracle Utilities Meter Data Management system.

Properties

Property	Value
Target Table	CD_DEVICE_EVT_STATUS
Table Type	Dimension
SCD Type	Type 1
Source System Driver Table	F1_BUS_OBJ F1_BUS_OBJ_STATUS_RSN
Stage Table	STG_CD_DEVICE_EVT_STATUS
ODI Package	B1_PKG_CD_DEVICE_EVT_STATUS
ETL View	B1_D_DEVICE_EVT_STATUS_VW

Fields

Target Field	Description	Source Field	Transformation Logic
Surrogate Key			
DEVICE_EVT_STATUS_KEY	Device Event Status Dimension Surrogate Key		This field is populated from the OUBI_DEVICE_EVT_STAT US_SEQ sequence.

Target Field	Description	Source Field	Transformation Logic
Natural Keys			
BUS_OBJ_CD	Business Object Code	F1_BUS_OBJ.BUS_OBJ_CD	All business objects of the device event maintenance object only are extracted.
STATUS_CD	Status Code	F1_BUS_OBJ_STATUS.BO_STATUS_CD	
STATUS_RSN_CD	Status Reason Code	F1_BUS_OBJ_STATUS_RSN.BO_STATUS_REASON_CD	
Attributes			
STATUS_COND_CD	Status Condition Code	F1_BUS_OBJ_STATUS.BO_STATUS_COND_FLG	
BUS_OBJ_DESCR	Business Object Description	F1_BUS_OBJ_L.DESCR	
STATUS_DESCR	Status Description	F1_BUS_OBJ_STATUS_L.DESCR	
STATUS_RSN_DESCR	Status Reason Description	F1_BUS_OBJ_STATUS_RSN_L.DESCR	
STATUS_COND_DESCR	Status Condition Description	CI_LOOKUP_VAL_L.DESCR_OVRD CI_LOOKUP_VAL_L.DESCR	This field is populated with the status condition description from the Lookup Language table for the lookup field BO_STATUS_COND_FLG. If override description is not available, regular description is extracted.
User Defined Attributes			
UDF1_CD	User Defined Field 1 Code		
UDF1_DESCR	User Defined Field 1 Description		
UDF2_CD	User Defined Field 2 Code		
UDF2_DESCR	User Defined Field 2 Description		
UDF3_CD	User Defined Field 3 Code		
UDF3_DESCR	User Defined Field 3 Description		
UDF4_CD	User Defined Field 4 Code		
UDF4_DESCR	User Defined Field 4 Description		
UDF5_CD	User Defined Field 5 Code		

Target Field	Description	Source Field	Transformation Logic
UDF5_DESCR	User Defined Field 5 Description		
UDF6_CD	User Defined Field 6 Code		
UDF6_DESCR	User Defined Field 6 Description		
UDF7_CD	User Defined Field 7 Code		
UDF7_DESCR	User Defined Field 7 Description		
UDF8_CD	User Defined Field 8 Code		
UDF8_DESCR	User Defined Field 8 Description		
UDF9_CD	User Defined Field 9 Code		
UDF9_DESCR	User Defined Field 9 Description		
UDF10_CD	User Defined Field 10 Code		
UDF10_DESCR	User Defined Field 10 Description		
Data Load Attributes			
UPDATE_DTTM	Update Date and Time		
DATA_LOAD_DTTM	Data Load Date/Time		This field is populated with the load timestamp value.
DATA_SOURCE_IND	Data Source Indicator	CI_INSTALLATION.ENV _ID	This field is populated with the DSI value on the source product instance configuration. The table is populated as part of the initial setup and the DSI value is extracted from the environment ID of the source system.
JOB_NBR	Job Number		This field is populated with the ODI job execution session number.

Device Activity Type Dimension

The Device Activity Type dimension table includes a record for every activity type in the Oracle Utilities Meter Data Management system.

Properties

Property	Value
Target Table	CD_DEVICE_ACTIVITY_TYPE
Table Type	Dimension
SCD Type	Type 1
Source System Driver Table	D1_ACTIVITY_TYPE
Stage Table	STG_CD_DEVICE_ACTIVITY_TYPE
ODI Package	B1_PKG_CD_DEVICE_ACTIVITY_TYPE
ETL View	B1_D_DEVICE_ACTIVITY_TYPE_VW

Fields

Target Field	Description	Source Field	Transformation Logic
Surrogate Key			
DEVICE_ACTIVITY_TYPE_KEY	Device Activity Type Dimension Surrogate Key		This field is populated from the OUBL_DEVICE_ACTIVITY_TYPE_SEQ sequence.
Natural Keys			
DEVICE_ACTIVITY_TYPE_CD	Activity Type Code	D1_ACTIVITY_TYPE.ACTIVITY_TYPE_CD	
Attributes			
DEVICE_ACTIVITY_TYPE_INFO	Activity Type Information	D1_ACTIVITY_TYPE.L.DESCR100	
DEVICE_ACTIVITY_CAT_CD	Activity Category Code	D1_ACTIVITY_TYPE.ACTIVITY_TYPE_CAT_FLG	
EXT_DEVIC_ACT_TYPE_CD	External Device Activity Type Code	D1_ACTIVITY_TYPE.EXT_ACTIVITY_TYPE_FLG	

Target Field	Description	Source Field	Transformation Logic
DEVICE_ACTIVITY_CAT_DESCR	Activity Category Description	CI_LOOKUP_VAL_L.DESCR_OVRD CI_LOOKUP_VAL_L.DESCR	This field is populated with the description from the Lookup Language table for ACTIVITY_TYPE_CAT_FLG lookup field. If override description is not available, regular description is extracted.
EXT_DEVIC_ACT_TYPE_DESCR	External Device Activity Type Description	F1_EXT_LOOKUP_VAL_L.DESCR_OVRD F1_EXT_LOOKUP_VAL_L.DESCR	This field is populated with the description from the Lookup Language table for the D1-ExternalActTypeIdentifier lookup business object. If an override description is available, it will be extracted else the normal description will be extracted.
User Defined Attributes			
UDF1_CD	User Defined Field 1 Code		
UDF1_DESCR	User Defined Field 1 Description		
UDF2_CD	User Defined Field 2 Code		
UDF2_DESCR	User Defined Field 2 Description		
UDF3_CD	User Defined Field 3 Code		
UDF3_DESCR	User Defined Field 3 Description		
UDF4_CD	User Defined Field 4 Code		
UDF4_DESCR	User Defined Field 4 Description		
UDF5_CD	User Defined Field 5 Code		
UDF5_DESCR	User Defined Field 5 Description		
UDF6_CD	User Defined Field 6 Code		
UDF6_DESCR	User Defined Field 6 Description		
UDF7_CD	User Defined Field 7 Code		
UDF7_DESCR	User Defined Field 7 Description		
UDF8_CD	User Defined Field 8 Code		

Target Field	Description	Source Field	Transformation Logic
UDF8_DESCR	User Defined Field 8 Description		
UDF9_CD	User Defined Field 9 Code		
UDF9_DESCR	User Defined Field 9 Description		
UDF10_CD	User Defined Field 10 Code		
UDF10_DESCR	User Defined Field 10 Description		
Data Load Attributes			
UPDATE_DTTM	Update Date and Time		
DATA_LOAD_DTTM	Data Load Date/Time		This field is populated with the load timestamp value.
DATA_SOURCE_IND	Data Source Indicator	CI_INSTALLATION.ENV_ID	This field is populated with the DSI value on the source product instance configuration. The table is populated as part of the initial setup and the DSI value is extracted from the environment ID of the source system.
JOB_NBR	Job Number		This field is populated with the ODI job execution session number.

Device Activity BO Status Dimension

The Device Activity BO Status dimension holds all business objects defined for activities and their statuses, along with the status reasons for each of them.

Properties

Property	Value
Target Table	CD_DEVICE_ACTIVITY_STATUS
Table Type	Dimension
SCD Type	Type 1
Source System Driver Table	F1_BUS_OBJ F1_BUS_OBJ_STATUS_RSN
Stage Table	STG_CD_DEVICE_ACTIVITY_STATUS
ODI Package	B1_PKG_CD_DEVICE_ACTIVITY_STATUS
ETL View	B1_D_DEVICE_ACTIVITY_STATUS_VW

Fields

Target Field	Description	Source Field	Transformation Logic
Surrogate Key			
DEVICE_ACTIVITY_STATUS_KEY	Device Activity Status Dimension Surrogate Key		This field is populated from the OUBI_DEV_ACT_STATUS_SEQ sequence.
Natural Keys			
BUS_OBJ_CD	Business Object Code	F1_BUS_OBJ.BUS_OBJ_CD	All business objects of the Activity maintenance object only are extracted.
STATUS_CD	Status Code	F1_BUS_OBJ_STATUS.BO_STATUS_CD	
STATUS_RSN_CD	Status Reason Code	F1_BUS_OBJ_STATUS_RSN.BO_STATUS_REASON_CD	
Attributes			
BUS_OBJ_DESCR	Business Object Description	F1_BUS_OBJ_L.DESCR	
STATUS_COND_CD	Status Condition Code	F1_BUS_OBJ_STATUS.BO_STATUS_COND_FLG	
STATUS_DESCR	Status Description	F1_BUS_OBJ_STATUS_L.DESCR	
STATUS_RSN_DESCR	Status Reason Description	F1_BUS_OBJ_STATUS_RSN_L.DESCR	
STATUS_COND_DESCR	Status Condition Description	CI_LOOKUP_VAL_L.DESCR_OVRD CI_LOOKUP_VAL_L.DESCR	This field is populated with the status condition description from the Lookup Language table for the BO_STATUS_COND_FLG lookup field.
User Defined Attributes			
UDF1_CD	User Defined Field 1 Code		
UDF1_DESCR	User Defined Field 1 Description		
UDF2_CD	User Defined Field 2 Code		
UDF2_DESCR	User Defined Field 2 Description		
UDF3_CD	User Defined Field 3 Code		
UDF3_DESCR	User Defined Field 3 Description		

Target Field	Description	Source Field	Transformation Logic
UDF4_CD	User Defined Field 4 Code		
UDF4_DESCR	User Defined Field 4 Description		
UDF5_CD	User Defined Field 5 Code		
UDF5_DESCR	User Defined Field 5 Description		
UDF6_CD	User Defined Field 6 Code		
UDF6_DESCR	User Defined Field 6 Description		
UDF7_CD	User Defined Field 7 Code		
UDF7_DESCR	User Defined Field 7 Description		
UDF8_CD	User Defined Field 8 Code		
UDF8_DESCR	User Defined Field 8 Description		
UDF9_CD	User Defined Field 9 Code		
UDF9_DESCR	User Defined Field 9 Description		
UDF10_CD	User Defined Field 10 Code		
UDF10_DESCR	User Defined Field 10 Description		
Data Load Attributes			
UPDATE_DTTM	Update Date and Time		
DATA_LOAD_DTTM	Data Load Date/Time		This field is populated with the load timestamp value.
DATA_SOURCE_IND	Data Source Indicator	CI_INSTALLATION.ENV_ID	This field is populated with the DSI value on the source product instance configuration. The table is populated as part of the initial setup and the DSI value is extracted from the environment ID of the source system.
JOB_NBR	Job Number		This field is populated with the ODI job execution session number.

Device Event Type Dimension

The Device Event Type dimension stores a record for every device event type in the Oracle Utilities Meter Data Management system.

Properties

Property	Value
Target Table	CD_DEVICE_EVT_TYPE
Table Type	Dimension
SCD Type	Type 1
Source System Driver Table	D1_DVC_EVT_TYPE
Stage Table	STG_CD_DEVICE_EVT_TYPE
ODI Package	B1_PKG_CD_DEVICE_EVT_TYPE
ETL View	B1_D_DEVICE_EVT_TYPE_VW

Fields

Target Field	Description	Source Field	Transformation Logic
Surrogate Key			
DEVICE_EVT_TYPE_KEY	Device Event Type Dimension Surrogate Key		This field is populated from the OUBL_DEVICE_EVT_TYPE_SEQ sequence.
Natural Keys			
DEVICE_EVT_TYPE_CD	Event Type Code	D1_DVC_EVT_TYPE.DV C_EVT_TYPE_CD	
Attributes			
DEVICE_EVT_CAT_CD	Event Category Code	D1_DVC_EVT_TYPE.DV C_EVT_CAT_FLG	
RPT_CAT_CD	Reporting Category Code	D1_DVC_EVT_TYPE.D1 _REPORTING_CAT_FLG	
STD_ACT_TYPE_CD	Standard Activity Type Code	D1_DVC_EVT_TYPE.ST D_EVT_NAME_FLG	
DEVICE_EVT_TYPE_INFO	Event Type Information	D1_DVC_EVT_TYPE.L. DESCR100	

Target Field	Description	Source Field	Transformation Logic
DEVICE_EVT_CAT_DESCR	Event Category Description	F1_EXT_LOOKUP_VAL_L.DESCR_OVRD F1_EXT_LOOKUP_VAL_L.DESCR	This field is populated with the description from Lookup Language table for the D1-DvcEventCategoryLookup lookup business object. If override description is not available, regular description is extracted.
RPT_CAT_DESCR	Reporting Category Description	CI_LOOKUP_VAL_L.DESCR_OVRD CI_LOOKUP_VAL_L.DESCR	This field is populated with the description from the Lookup Language table for D1_REPORTING_CAT_FLG lookup field. If override description is not available, regular description is extracted.
STD_ACT_TYPE_DESCR	Standard Activity Type Description	F1_EXT_LOOKUP_VAL_L.DESCR_OVRD F1_EXT_LOOKUP_VAL_L.DESCR	This field is populated with the description from the Lookup Language table for the D1-StdEventNameLookup lookup business object. If override description is not available, regular description is extracted.
User Defined Attributes			
UDF1_CD	User Defined Field 1 Code		
UDF1_DESCR	User Defined Field 1 Description		
UDF2_CD	User Defined Field 2 Code		
UDF2_DESCR	User Defined Field 2 Description		
UDF3_CD	User Defined Field 3 Code		
UDF3_DESCR	User Defined Field 3 Description		
UDF4_CD	User Defined Field 4 Code		
UDF4_DESCR	User Defined Field 4 Description		
UDF5_CD	User Defined Field 5 Code		
UDF5_DESCR	User Defined Field 5 Description		
UDF6_CD	User Defined Field 6 Code		

Target Field	Description	Source Field	Transformation Logic
UDF6_DESCR	User Defined Field 6 Description		
UDF7_CD	User Defined Field 7 Code		
UDF7_DESCR	User Defined Field 7 Description		
UDF8_CD	User Defined Field 8 Code		
UDF8_DESCR	User Defined Field 8 Description		
UDF9_CD	User Defined Field 9 Code		
UDF9_DESCR	User Defined Field 9 Description		
UDF10_CD	User Defined Field 10 Code		
UDF10_DESCR	User Defined Field 10 Description		
Data Load Attributes			
UPDATE_DTTM	Update Date and Time		
DATA_LOAD_DTTM	Data Load Date/Time		This field is populated with the load timestamp value.
DATA_SOURCE_IND	Data Source Indicator	CI_INSTALLATION.ENV_ID	This field is populated with the DSI value on the source product instance configuration. The table is populated as part of the initial setup and the DSI value is extracted from the environment ID of the source system.
JOB_NBR	Job Number		This field is populated with the ODI job execution session number.

Exception Severity Dimension

The Exception Severity dimension holds the severity levels for exceptions that arise during the VEE processing of raw measurement data.

Properties

Property	Value
Target Table	CD_EXCP_SEV
Table Type	Dimension
SCD Type	Type 1

Source System Driver Table	CI_LOOKUP_VAL_L
Stage Table	STG_CD_EXCP_SEV
ODI Package	B1_PKG_CD_EXCP_SEV
ETL View	B1_D_EXCP_SEV_VW

Fields

Target Field	Description	Source Field	Transformation Logic
Surrogate Key			
EXCP_SEV_KEY	Exception Severity Dimension Surrogate Key		This field is populated from the OUBI_EXCP_SEV_SEQ sequence.
Natural Keys			
EXCP_SEV_CD	Exception Severity Code	CI_LOOKUP_VAL_L.FIE LD_VALUE	This field is populated with values defined for the EXCP_SEVERITY_FLG lookup field.
Attributes			
EXCP_SEV_DESCR	Exception Severity Description	CI_LOOKUP_VAL_L.DE SCR_OVRD CI_LOOKUP_VAL_L.DE SCR	This field is populated with the description from Lookup Language table. If override description is not available, regular description is extracted.
Data Load Attributes			
UPDATE_DTTM	Update Date and Time		
DATA_LOAD_DTTM	Data Load Date/Time		This field is populated with the load timestamp value.
DATA_SOURCE_IND	Data Source Indicator	CI_INSTALLATION.ENV _ID	This field is populated with the DSI value on the source product instance configuration. The table is populated as part of the initial setup and the DSI value is extracted from the environment ID of the source system.
JOB_NBR	Job Number		This field is populated with the ODI job execution session number.

Exception Type Dimension

The Exception Type dimension holds the exception types for the exceptions that arise during the VEE processing of the raw measurement data.

Properties

Property	Value
Target Table	CD_EXCP_TYPE
Table Type	Dimension
SCD Type	Type 1
Source System Driver Table	D1_EXCP_TYPE
Stage Table	STG_CD_EXCP_TYPE
ODI Package	B1_PKG_CD_EXCP_TYPE
ETL View	B1_D__EXCP_TYPE_VW

Fields

Target Field	Description	Source Field	Transformation Logic
Surrogate Key			
EXCP_TYPE_KEY	Exception Type Dimension Surrogate Key		This field is populated from the OUBI_EXCP_TYPE_SEQ sequence.
Natural Keys			
EXCP_TYPE_CD	Exception Type Code	D1_EXCP_TYPE.EXCP_TYPE_CD	
Attributes			
EXCP_TYPE_INFO	Exception Type Information	D1_EXCP_TYPE.L.DESCR100	
RPT_CAT_CD	Reporting Category Code	D1_EXCP_TYPE.D1_REPORTING_CAT_FLG	
RPT_CAT_DESCR	Exception Category Description	CI_LOOKUP_VAL_L.DESCR_OVRD CI_LOOKUP_VAL_L.DESCR	This field is populated with the description from Lookup Language table for the D1_REPORTING_CAT_FLG lookup field. If override description is not available, regular description is extracted.
User Defined Attributes			
UDF1_CD	User Defined Field 1 Code		

Target Field	Description	Source Field	Transformation Logic
UDF1_DESCR	User Defined Field 1 Description		
UDF2_CD	User Defined Field 2 Code		
UDF2_DESCR	User Defined Field 2 Description		
UDF3_CD	User Defined Field 3 Code		
UDF3_DESCR	User Defined Field 3 Description		
UDF4_CD	User Defined Field 4 Code		
UDF4_DESCR	User Defined Field 4 Description		
UDF5_CD	User Defined Field 5 Code		
UDF5_DESCR	User Defined Field 5 Description		
UDF6_CD	User Defined Field 6 Code		
UDF6_DESCR	User Defined Field 6 Description		
UDF7_CD	User Defined Field 7 Code		
UDF7_DESCR	User Defined Field 7 Description		
UDF8_CD	User Defined Field 8 Code		
UDF8_DESCR	User Defined Field 8 Description		
UDF9_CD	User Defined Field 9 Code		
UDF9_DESCR	User Defined Field 9 Description		
UDF10_CD	User Defined Field 10 Code		
UDF10_DESCR	User Defined Field 10 Description		
Data Load Attributes			
UPDATE_DTTM	Update Date and Time		
DATA_LOAD_DTTM	Data Load Date/Time		This field is populated with the load timestamp value.

Target Field	Description	Source Field	Transformation Logic
DATA_SOURCE_IND	Data Source Indicator	CI_INSTALLATION.ENV_ID	This field is populated with the DSI value on the source product instance configuration. The table is populated as part of the initial setup and the DSI value is extracted from the environment ID of the source system.
JOB_NBR	Job Number		This field is populated with the ODI job execution session number.

IMD Type Dimension

The IMD Type dimension holds various types of raw initial measurement data.

Properties

Property	Value
Target Table	CD_IMD_TYPE
Table Type	Dimension
SCD Type	Type 1
Source System Driver Table	CI_LOOKUP_VAL_L
Stage Table	STG_CD_IMD_TYPE
ODI Package	B1_PKG_CD_IMD_TYPE
ETL View	B1_D_IMD_TYPE_VW

Fields

Target Field	Description	Source Field	Transformation Logic
Surrogate Key			
IMD_TYPE_KEY	IMD Type Dimension Surrogate Key		This field is populated from the OUBI_IMD_TYPE_SEQ sequence.
Natural Keys			
IMD_TYPE_CD	Initial Measurement Type Code	CI_LOOKUP_VAL_L.FIELD_VALUE	This field is populated with values defined for the D1_IMD_TYPE_FLG lookup field.

Target Field	Description	Source Field	Transformation Logic
Attributes			
IMD_TYPE_DESCR	Initial Measurement Type Description	CI_LOOKUP_VAL_L.DESCR_OVRD	This field is populated with the description from the Lookup Language table.
		CI_LOOKUP_VAL_L.DESCR	If override description is not available, regular description is extracted.
Data Load Attributes			
UPDATE_DTTM	Update Date and Time		
DATA_LOAD_DTTM	Data Load Date/Time		This field is populated with the load timestamp value.
DATA_SOURCE_IND	Data Source Indicator	CI_INSTALLATION.ENV_ID	This field is populated with the DSI value on the source product instance configuration. The table is populated as part of the initial setup and the DSI value is extracted from the environment ID of the source system (CI_INSTALLATION.ENV_ID).
JOB_NBR	Job Number		This field is populated with the ODI job execution session number.

Installation Event BO Status Dimension

The Installation Event BO Status dimension holds all business objects defined for the install events and their statuses, along with the status reasons for each of them.

Properties

Property	Value
Target Table	CD_IE_STATUS
Table Type	Dimension
SCD Type	Type 1
Source System Driver Table	F1_BUS_OBJ F1_BUS_OBJ_STATUS_RSN
Stage Table	STG_CD_IE_STATUS
ODI Package	B1_PKG_CD_IE_STATUS
ETL View	B1_D_IE_STATUS_VW

Fields

Target Field	Description	Source Field	Transformation Logic
Surrogate Key			
IE_STATUS_KEY	Install Event Status Dimension Surrogate Key		This field is populated from the OUBI_IE_STATUS_SEQ sequence.
Natural Keys			
BUS_OBJ_CD	Business Object	F1_BUS_OBJ.BUS_OBJ_CD	All business objects of the Install Event maintenance object only are extracted.
STATUS_CD	Status Code	F1_BUS_OBJ_STATUS. BO_STATUS_CD	
STATUS_RSN_CD	Status Reason Code	F1_BUS_OBJ_STATUS_ RSN.BO_STATUS_ REASON_CD	
Attributes			
BUS_OBJ_DESCR	Business Object Description	F1_BUS_OBJ_L.DESCR	
STATUS_COND_CD	Status Condition Code	F1_BUS_OBJ_STATUS. BO_STATUS_COND_ FLG	
STATUS_DESCR	Status Description	F1_BUS_OBJ_STATUS_L. DESCR	
STATUS_RSN_DESCR	Status Reason Description	F1_BUS_OBJ_STATUS_ RSN_L.DESCR	
STATUS_COND_DESCR	Status Condition Description	CI_LOOKUP_VAL_L.DE SCR_OVRD CI_LOOKUP_VAL_L.DE SCR	This field is populated with the description from Lookup Language table for the BO_STATUS_COND_FLG lookup field. If override description is not available, regular description is extracted.
User Defined Attributes			
UDF1_CD	User Defined Field 1 Code		
UDF1_DESCR	User Defined Field 1 Description		
UDF2_CD	User Defined Field 2 Code		
UDF2_DESCR	User Defined Field 2 Description		
UDF3_CD	User Defined Field 3 Code		

Target Field	Description	Source Field	Transformation Logic
UDF3_DESCR	User Defined Field 3 Description		
UDF4_CD	User Defined Field 4 Code		
UDF4_DESCR	User Defined Field 4 Description		
UDF5_CD	User Defined Field 5 Code		
UDF5_DESCR	User Defined Field 5 Description		
UDF6_CD	User Defined Field 6 Code		
UDF6_DESCR	User Defined Field 6 Description		
UDF7_CD	User Defined Field 7 Code		
UDF7_DESCR	User Defined Field 7 Description		
UDF8_CD	User Defined Field 8 Code		
UDF8_DESCR	User Defined Field 8 Description		
UDF9_CD	User Defined Field 9 Code		
UDF9_DESCR	User Defined Field 9 Description		
UDF10_CD	User Defined Field 10 Code		
UDF10_DESCR	User Defined Field 10 Description		
Data Load Attributes			
UPDATE_DTTM	Update Date and Time		
DATA_LOAD_DTTM	Data Load Date/Time		This field is populated with the load timestamp value.
DATA_SOURCE_IND	Data Source Indicator	CI_INSTALLATION.ENV _ID	This field is populated with the DSI value on the source product instance configuration. The table is populated as part of the initial setup and the DSI value is extracted from the environment ID of the source system.
JOB_NBR	Job Number		This field is populated with the ODI job execution session number.

Measurement Condition Code Dimension

The Measurement Condition Code dimension holds all valid values for measurement conditions that can be mapped to consumption.

Properties

Property	Value
Target Table	CD_MSRMT_COND
Table Type	Dimension
SCD Type	Type 1
Source System Driver Table	F1_EXT_LOOKUP_VAL
Stage Table	STG_CD_MSRMT_COND
ODI Package	B1_PKG_CD_MSRMT_COND
ETL View	B1_D_MSRMT_COND_VW

Fields

Target Field	Description	Source Field	Transformation Logic
Surrogate Key			
MSRMT_COND_KEY	Measurement Condition Dimension Surrogate Key		This field is populated from the OUBI_MSRMT_COND_SEQ sequence.
Natural Keys			
MSRMT_COND_CD	Measurement Condition Code	F1_EXT_LOOKUP_VAL. F1_EXT_LOOKUP_VAL UE	
Attributes			
MSRMT_COND_DESCR	Measurement Condition Description	F1_EXT_LOOKUP_VAL_ L.DESCR_OVRD F1_EXT_LOOKUP_VAL_ L.DESCR	This field is populated with the description from Lookup Language table for the D1-MeasurementConditionLookup lookup business object. If override description is not available, regular description is extracted.
MSRMT_COND_CAT_CD	Measurement Condition Category Code	F1_EXT_LOOKUP_VAL. BO_DATA_AREA	

Target Field	Description	Source Field	Transformation Logic
MSRMT_COND_CAT_DESCR	Measurement Condition Category Description	CI_LOOKUP_VAL_L.DE SCR_OVRD CI_LOOKUP_VAL_L.DE SCR	This field is populated with the description from Lookup Language table for the MSRMT_COND_CAT_FLG lookup field. If override description is not available, regular description is extracted.
User Defined Attributes			
UDF1_CD	User Defined Field 1 Code		
UDF1_DESCR	User Defined Field 1 Description		
UDF2_CD	User Defined Field 2 Code		
UDF2_DESCR	User Defined Field 2 Description		
UDF3_CD	User Defined Field 3 Code		
UDF3_DESCR	User Defined Field 3 Description		
UDF4_CD	User Defined Field 4 Code		
UDF4_DESCR	User Defined Field 4 Description		
UDF5_CD	User Defined Field 5 Code		
UDF5_DESCR	User Defined Field 5 Description		
UDF6_CD	User Defined Field 6 Code		
UDF6_DESCR	User Defined Field 6 Description		
UDF7_CD	User Defined Field 7 Code		
UDF7_DESCR	User Defined Field 7 Description		
UDF8_CD	User Defined Field 8 Code		
UDF8_DESCR	User Defined Field 8 Description		
UDF9_CD	User Defined Field 9 Code		
UDF9_DESCR	User Defined Field 9 Description		
UDF10_CD	User Defined Field 10 Code		
UDF10_DESCR	User Defined Field 10 Description		

Target Field	Description	Source Field	Transformation Logic
Data Load Attributes			
UPDATE_DTTM	Update Date and Time		
DATA_LOAD_DTTM	Data Load Date/Time		This field is populated with the load timestamp value.
DATA_SOURCE_IND	Data Source Indicator	CI_INSTALLATION.ENV_ID	This field is populated with the DSI value on the source product instance configuration. The table is populated as part of the initial setup and the DSI value is extracted from the environment ID of the source system.
JOB_NBR	Job Number		This field is populated with the ODI job execution session number.

Measuring Component Dimension

The Measuring Component dimension holds the details of all measuring components in the Oracle Utilities Meter Data Management system.

Properties

Property	Value
Target Table	CD_MC
Table Type	Dimension
SCD Type	Type 1
Source System Driver Table	D1_MEASR_COMP
Stage Table	STG_CD_MC
ODI Package	B1_PKG_CD_MC
ETL View	B1_D_MC_VW

Fields

Target Field	Description	Source Field	Transformation Logic
Surrogate Key			
MC_KEY	Measuring Component Key		This field is populated from the OUBI_MC_SEQ sequence.

Target Field	Description	Source Field	Transformation Logic
Natural Keys			
SRC_MC_ID	Measuring Component ID	D1_MEASR_COMP.MEA SR_COMP_ID	
Attributes			
MC_INFO	Measuring Component Information		This is the concatenated information of measuring component, containing the device identifier, measuring component identifier, and measuring component type description from the device configuration, measuring component, and measuring component type tables respectively.
MC_TYPE_CD	Measuring Component Type Code	D1_MEASR_COMP.MEA SR_COMP_TYPE_CD	
SERVICE_TYPE_CD	Service Type Code	D1_MEASR_COMP_TYP E.D1_SVC_TYPE_CD	
DEVICE_CONFIG_TYPE_CD	Device Configuration Type Code	D1_DVC_CFG.DEVICE_ CONFIG_TYPE_CD	This field is populated with the device configuration type of the measuring component's device configuration.
VEE_GRP_CD	VEE Group Code	D1_MEASR_COMP_VEE _GROUP.VEE_GRP_CD D1_MEASR_COMP_TYP _FBK_VEE_GRP.VEE_G RP_CD	This is the override initial load VEE group of the measuring component. If not found, it is populated with the fallback initial load VEE group of the measuring component type.
MC_TYPE_DESCR	Measuring Component Type Description	D1_MEASR_COMP_TYP E_L.DESCR100	
SERVICE_TYPE_DESCR	Service Type Description	D1_SVC_TYPE_L.DESCR 100	
DEVICE_CONFIG_TYPE_DESCR	Device Configuration Type Description	D1_DVC_CFG_TYPE_L. DESCR100	
VEE_GRP_DESCR	VEE Group Description	D1_VEE_GRP_L.DESCR 100	
User Defined Attributes			
UDF1_CD	User Defined Field 1 Code		
UDF1_DESCR	User Defined Field 1 Description		

Target Field	Description	Source Field	Transformation Logic
UDF2_CD	User Defined Field 2 Code		
UDF2_DESCR	User Defined Field 2 Description		
UDF3_CD	User Defined Field 3 Code		
UDF3_DESCR	User Defined Field 3 Description		
UDF4_CD	User Defined Field 4 Code		
UDF4_DESCR	User Defined Field 4 Description		
UDF5_CD	User Defined Field 5 Code		
UDF5_DESCR	User Defined Field 5 Description		
UDF6_CD	User Defined Field 6 Code		
UDF6_DESCR	User Defined Field 6 Description		
UDF7_CD	User Defined Field 7 Code		
UDF7_DESCR	User Defined Field 7 Description		
UDF8_CD	User Defined Field 8 Code		
UDF8_DESCR	User Defined Field 8 Description		
UDF9_CD	User Defined Field 9 Code		
UDF9_DESCR	User Defined Field 9 Description		
UDF10_CD	User Defined Field 10 Code		
UDF10_DESCR	User Defined Field 10 Description		
Data Load Attributes			
EFF_START_DTTM	Effective Start Date/Time		
EFF_END_DTTM	Effective End Date/Time		
DATA_LOAD_DTTM	Data Load Date/Time		This field is populated with the load timestamp value.

Target Field	Description	Source Field	Transformation Logic
DATA_SOURCE_IND	Data Source Indicator	CI_INSTALLATION.ENV_ID	This field is populated with the DSI value on the source product instance configuration. The table is populated as part of the initial setup and the DSI value is extracted from the environment ID of the source system.
JOB_NBR	Job Number		This field is populated with the ODI job execution session number.

Service Point BO Status Dimension

The Service Point BO Status dimension holds all business objects defined for service points and their statuses, along with the status reasons for each of them.

Properties

Property	Value
Target Table	CD_SP_STATUS
Table Type	Dimension
SCD Type	Type 1
Source System Driver Table	F1_BUS_OBJ F1_BUS_OBJ_STATUS_RSN
Stage Table	STG_CD_SP_STATUS
ODI Package	B1_PKG_CD_SP_STATUS
ETL View	B1_D_SP_STATUS_VW

Fields

Target Field	Description	Source Field	Transformation Logic
Surrogate Key			
SP_STATUS_KEY	Service Point Status Dimension Surrogate Key		This field is populated from the OUBI_SP_STATUS_SEQ sequence.
Natural Keys			
BUS_OBJ_CD	Business Object Code	F1_BUS_OBJ.BUS_OBJ_CD	All business objects of the Service Point maintenance object only are extracted.
STATUS_CD	Status Code	F1_BUS_OBJ_STATUS.B O_STATUS_CD	

Target Field	Description	Source Field	Transformation Logic
STATUS_RSN_CD	Status Reason Code	F1_BUS_OBJ_STATUS_R SN.BO_STATUS_REASO N_CD	
Attributes			
BUS_OBJ_DESCR	Business Object Description	F1_BUS_OBJ_L.DESCR	
STATUS_COND_CD	Status Condition Code	F1_BUS_OBJ_STATUS.B O_STATUS_COND_FLG	
STATUS_DESCR	Status Description	F1_BUS_OBJ_STATUS_L. DESCR	
STATUS_RSN_DESCR	Status Reason Description	F1_BUS_OBJ_STATUS_R SN_L.DESCR	
STATUS_COND_DESCR	Status Condition Description	CI_LOOKUP_VAL_L.DE SCR_OVRD CI_LOOKUP_VAL_L.DE SCR	This field is populated with the description from Lookup Language table for the BO_STATUS_COND_FLG lookup field. If override description is not available, regular description is extracted.
User Defined Attributes			
UDF1_CD	User Defined Field 1 Code		
UDF1_DESCR	User Defined Field 1 Description		
UDF2_CD	User Defined Field 2 Code		
UDF2_DESCR	User Defined Field 2 Description		
UDF3_CD	User Defined Field 3 Code		
UDF3_DESCR	User Defined Field 3 Description		
UDF4_CD	User Defined Field 4 Code		
UDF4_DESCR	User Defined Field 4 Description		
UDF5_CD	User Defined Field 5 Code		
UDF5_DESCR	User Defined Field 5 Description		
UDF6_CD	User Defined Field 6 Code		
UDF6_DESCR	User Defined Field 6 Description		
UDF7_CD	User Defined Field 7 Code		

Target Field	Description	Source Field	Transformation Logic
UDF7_DESCR	User Defined Field 7 Description		
UDF8_CD	User Defined Field 8 Code		
UDF8_DESCR	User Defined Field 8 Description		
UDF9_CD	User Defined Field 9 Code		
UDF9_DESCR	User Defined Field 9 Description		
UDF10_CD	User Defined Field 10 Code		
UDF10_DESCR	User Defined Field 10 Description		
Data Load Attributes			
UPDATE_DTTM	Update Date and Time		
DATA_LOAD_DTTM	Data Load Date/Time		This field is populated with the load timestamp value.
DATA_SOURCE_IND	Data Source Indicator	CI_INSTALLATION.ENV_ID	This field is populated with the DSI value on the source product instance configuration. The table is populated as part of the initial setup and the DSI value is extracted from the environment ID of the source system.
JOB_NBR	Job Number		This field is populated with the ODI job execution session number.

Service Point Dimension

The Service Point dimension stores the details of all service points in the Oracle Utilities Meter Data Management system.

Properties

Property	Value
Target Table	CD_SP
Table Type	Dimension
SCD Type	Type 2
Source System Driver Table	D1_SP
Stage Table	STG_CD_SP

ODI Package	B1_PKG_CD_SP
ETL View	B1_D_SP_VW

Fields

Target Field	Description	Source Field	Transformation Logic
Surrogate Key			
SP_KEY	Service Point Dimension Surrogate Key		This field is populated from the OUBI_SP_SEQ sequence.
Natural Keys			
SRC_SP_ID	Service Point ID	D1_SP.D1_SP_ID	
Attributes			
SERVICE_TYPE_DESCR	Service Type Description	D1_SVC_TYPE_L.DESCR 100	
SERVICE_TYPE_CD	Service Type Code	D1_SP_TYPE.D1_SVC_T YPE_CD	
SP_TYPE_CD	Service Point Type Code	D1_SP.D1_SP_TYPE_CD	
MARKET_CD	Market Code	D1_SP.MKT_CD	
FAC_LVL1_CD	Facility Level 1 Code		
FAC_LVL2_CD	Facility Level 2 Code		
FAC_LVL3_CD	Facility Level 3 Code		
SP_INFO	Service Point Information		This field is the concatenation of service point, containing the address, service point type description, measurement cycle description, measurement route description, and service point status.
SP_TYPE_DESCR	Service Point Type Description	D1_SP_TYPE_L.DESCR1 00	
MARKET_DESCR	Market Description	D1_MKT_L.DESCR100	
FAC_LVL1_DESCR	Facility Level 1 Description		
FAC_LVL2_DESCR	Facility Level 2 Description		
FAC_LVL3_DESCR	Facility Level 3 Description		
User Defined Attributes			
UDF1_CD	User Defined Field 1 Code		
UDF1_DESCR	User Defined Field 1 Description		
UDF2_CD	User Defined Field 2 Code		

Target Field	Description	Source Field	Transformation Logic
UDF2_DESCR	User Defined Field 2 Description		
UDF3_CD	User Defined Field 3 Code		
UDF3_DESCR	User Defined Field 3 Description		
UDF4_CD	User Defined Field 4 Code		
UDF4_DESCR	User Defined Field 4 Description		
UDF5_CD	User Defined Field 5 Code		
UDF5_DESCR	User Defined Field 5 Description		
UDF6_CD	User Defined Field 6 Code		
UDF6_DESCR	User Defined Field 6 Description		
UDF7_CD	User Defined Field 7 Code		
UDF7_DESCR	User Defined Field 7 Description		
UDF8_CD	User Defined Field 8 Code		
UDF8_DESCR	User Defined Field 8 Description		
UDF9_CD	User Defined Field 9 Code		
UDF9_DESCR	User Defined Field 9 Description		
UDF10_CD	User Defined Field 10 Code		
UDF10_DESCR	User Defined Field 10 Description		
Data Load Attributes			
EFF_START_DTTM	Effective Start Date/Time		
EFF_END_DTTM	Effective End Date/Time		
DATA_LOAD_DTTM	Data Load Date/Time		This field is populated with the load timestamp value.
DATA_SOURCE_IND	Data Source Indicator	CI_INSTALLATION.ENV _ID	This field is populated with the DSI value on the source product instance configuration. The table is populated as part of the initial setup and the DSI value is extracted from the environment ID of the source system.

Target Field	Description	Source Field	Transformation Logic
JOB_NBR	Job Number		This field is populated with the ODI job execution session number.

Service Provider Dimension

The Service Provider dimension holds all the service providers defined in the Oracle Utilities Meter Data Management system.

Properties

Property	Value
Target Table	CD_SPR
Table Type	Dimension
SCD Type	Type 1
Source System Driver Table	D1_SPR
Stage Table	STG_CD_SPR
ODI Package	B1_PKG_CD_SPR
ETL View	B1_D_SPR_VW

Fields

Target Field	Description	Source Field	Transformation Logic
Surrogate Key			
SPR_KEY	Service Provider Dimension Surrogate Key		This field is populated from the OUBI_SPR_SEQ sequence.
Natural Keys			
SPR_CD	Service Provider Code	D1_SPR.D1_SPR_CD	
Attributes			
SPR_INFO	Service Provider Information	D1_SPR_L.DESCR100	
User Defined Attributes			
UDF1_CD	User Defined Field 1 Code		
UDF1_DESCR	User Defined Field 1 Description		
UDF2_CD	User Defined Field 2 Code		

Target Field	Description	Source Field	Transformation Logic
UDF2_DESCR	User Defined Field 2 Description		
UDF3_CD	User Defined Field 3 Code		
UDF3_DESCR	User Defined Field 3 Description		
UDF4_CD	User Defined Field 4 Code		
UDF4_DESCR	User Defined Field 4 Description		
UDF5_CD	User Defined Field 5 Code		
UDF5_DESCR	User Defined Field 5 Description		
UDF6_CD	User Defined Field 6 Code		
UDF6_DESCR	User Defined Field 6 Description		
UDF7_CD	User Defined Field 7 Code		
UDF7_DESCR	User Defined Field 7 Description		
UDF8_CD	User Defined Field 8 Code		
UDF8_DESCR	User Defined Field 8 Description		
UDF9_CD	User Defined Field 9 Code		
UDF9_DESCR	User Defined Field 9 Description		
UDF10_CD	User Defined Field 10 Code		
UDF10_DESCR	User Defined Field 10 Description		
Data Load Attributes			
UPDATE_DTTM	Update Date and Time		
DATA_LOAD_DTTM	Data Load Date/Time		This field is populated with the load timestamp value.
DATA_SOURCE_IND	Data Source Indicator	CI_INSTALLATION.ENV _ID	This field is populated with the DSI value on the source product instance configuration. The table is populated as part of the initial setup and the DSI value is extracted from the environment ID of the source system.

Target Field	Description	Source Field	Transformation Logic
JOB_NBR	Job Number		This field is populated with the ODI job execution session number.

Unreported Usage Analysis Snapshot Type Dimension

The Unreported Usage Analysis Snapshot dimension holds various types of unreported usage snapshots that can be extracted.

Properties

Property	Value
Target Table	CD_SP_UT_AGE_TYPE
Table Type	Dimension
SCD Type	Type 1
Source System Driver Table	F1_EXT_LOOKUP_VAL_L
Stage Table	STG_CD_SP_UT_AGE_TYPE
ODI Package	B1_PKG_CD_SP_UT_AGE_TYPE
ETL View	B1_D_SP_UT_AGE_TYPE_VW

Fields

Target Field	Description	Source Field	Transformation Logic
Surrogate Key			
SP_UT_AGE_TYPE_KEY	Unreported Usage Aging Type Dimension Surrogate Key		This field is populated from the OUBI_SP_UT_AGE_SEQ sequence.
Natural Keys			
SP_UT_AGE_TYPE_CD	Unreported Usage Aging Type Code	F1_EXT_LOOKUP_VAL_L.F1_EXT_LOOKUP_VA LUE	This field extracts the values defined for D2-SPUTAgingSnapshotTypeLookup lookup business object.
Attributes			
SP_UT_AGE_TYPE_DESC	Unreported Usage Aging Type Description	F1_EXT_LOOKUP_VAL_L.DESCR_OVRD F1_EXT_LOOKUP_VAL_L.DESCR	This field is populated with the description from the Lookup Language table. If override description is not available, regular description is extracted.

Target Field	Description	Source Field	Transformation Logic
User Defined Attributes			
UDF1_CD	User Defined Field 1 Code		
UDF1_DESCR	User Defined Field 1 Description		
UDF2_CD	User Defined Field 2 Code		
UDF2_DESCR	User Defined Field 2 Description		
UDF3_CD	User Defined Field 3 Code		
UDF3_DESCR	User Defined Field 3 Description		
UDF4_CD	User Defined Field 4 Code		
UDF4_DESCR	User Defined Field 4 Description		
UDF5_CD	User Defined Field 5 Code		
UDF5_DESCR	User Defined Field 5 Description		
UDF6_CD	User Defined Field 6 Code		
UDF6_DESCR	User Defined Field 6 Description		
UDF7_CD	User Defined Field 7 Code		
UDF7_DESCR	User Defined Field 7 Description		
UDF8_CD	User Defined Field 8 Code		
UDF8_DESCR	User Defined Field 8 Description		
UDF9_CD	User Defined Field 9 Code		
UDF9_DESCR	User Defined Field 9 Description		
UDF10_CD	User Defined Field 10 Code		
UDF10_DESCR	User Defined Field 10 Description		
Data Load Attributes			
UPDATE_DTMM	Update Date and Time		
DATA_LOAD_DTMM	Data Load Date/Time		This field is populated with the load timestamp value.

Target Field	Description	Source Field	Transformation Logic
DATA_SOURCE_IND	Data Source Indicator	CI_INSTALLATION.ENV_ID	This field is populated with the DSI value on the source product instance configuration. The table is populated as part of the initial setup and the DSI value is extracted from the environment ID of the source system.
JOB_NBR	Job Number		This field is populated with the ODI job execution session number.

UOM/ TOU Dimension

UOM/ TOU dimension holds all valid combinations of unit of measure and time of use values based on every consumption snapshot type on the service point types from the Oracle Utilities Meter Data Management system.

Properties

Property	Value
Target Table	CD_UOM_TOU
Table Type	Dimension
SCD Type	Type 1
Source System Driver Table	D1_SP_TYPE
Stage Table	STG_CD_UOM_TOU
ODI Package	B1_PKG_CD_UOM_TOU
ETL View	B1_D_UOM_TOU_VW

Fields

Target Field	Description	Source Field	Transformation Logic
Surrogate Key			
UOM_TOU_KEY	UOM TOU Dimension Surrogate Key		This field is populated from the OUBI_UOM_TOU_SEQ sequence.
Natural Keys			
UOM_CD	Unit of Measure Code	F1_EXT_LOOKUP_VAL. BO_DATA_AREA	This field is populated with all target unit of measures configured on the consumption snapshot type.

Target Field	Description	Source Field	Transformation Logic
TOU_CD	Time of Use Code	D1_TOU_GRP_TOU.D1_TOU_CD	This field is populated with the time of use. The time of use codes are from the TOU codes on the TOU map template referenced on the TOU map in the consumption snapshot type.
Attributes			
UOM_INFO	Unit of Measure Information	D1_UOM_L.DESCR100	
TOU_INFO	Time of Use Information	D1_TOU_L.DESCR100	
SERVICE_TYPE_CD	Service Type Code	D1_UOM.D1_SVC_TYPE_CD	
SERVICE_TYPE_DESCR	Service Type Description	D1_SVC_TYPE_L.DESCR100	
User Defined Attributes			
UDF1_CD	User Defined Field 1 Code		
UDF1_DESCR	User Defined Field 1 Description		
UDF2_CD	User Defined Field 2 Code		
UDF2_DESCR	User Defined Field 2 Description		
UDF3_CD	User Defined Field 3 Code		
UDF3_DESCR	User Defined Field 3 Description		
UDF4_CD	User Defined Field 4 Code		
UDF4_DESCR	User Defined Field 4 Description		
UDF5_CD	User Defined Field 5 Code		
UDF5_DESCR	User Defined Field 5 Description		
UDF6_CD	User Defined Field 6 Code		
UDF6_DESCR	User Defined Field 6 Description		
UDF7_CD	User Defined Field 7 Code		
UDF7_DESCR	User Defined Field 7 Description		
UDF8_CD	User Defined Field 8 Code		

Target Field	Description	Source Field	Transformation Logic
UDF8_DESCR	User Defined Field 8 Description		
UDF9_CD	User Defined Field 9 Code		
UDF9_DESCR	User Defined Field 9 Description		
UDF10_CD	User Defined Field 10 Code		
UDF10_DESCR	User Defined Field 10 Description		
Data Load Attributes			
UPDATE_DTTM	Update Date and Time		
DATA_LOAD_DTTM	Data Load Date/Time		This field is populated with the load timestamp value.
DATA_SOURCE_IND	Data Source Indicator	CI_INSTALLATION.ENV_ID	This field is populated with the DSI value on the source product instance configuration. The table is populated as part of the initial setup and the DSI value is extracted from the environment ID of the source system.
JOB_NBR	Job Number		This field is populated with the ODI job execution session number.

UOM/ TOU/ SQI Dimension

UOM/ TOU/ SQI dimension holds all valid combinations of unit of measure, time of use, and service quantity identifier values based on every unreported usage snapshot rules configured on the service point types in the Oracle Utilities Meter Data Management system.

Properties

Property	Value
Target Table	CD_UOM_TOU_SQI
Table Type	Dimension
SCD Type	Type 1
Source System Driver Table	D1_SP_TYPE
Stage Table	STG_CD_UOM_TOU_SQI
ODI Package	B1_PKG_CD_UOM_TOU_SQI
ETL View	B1_D_UOM_TOU_SQI_VW

Fields

Target Field	Description	Source Field	Transformation Logic
Surrogate Key			
UOM_TOU_SQI_KEY	UOM TOU SQI Dimension Surrogate Key		This field is populated from the OUBI_UOM_TOU_SQI_SEQ sequence.
Natural Keys			
UOM_CD	Unit of Measure Code	D1_SP_TYPE.BO_DATA_AREA	<p>This field is populated with unit of measure code from the Service Point Type table. The value is configured as part of the Unreported Usage Analysis Snapshot Type configuration on the service point type.</p> <p>If not found, it is populated with '***'.</p>
TOU_CD	Time of Use Code	D1_SP_TYPE.BO_DATA_AREA	<p>This field is populated with time of use code from the Service Point Type table. The value is configured as part of the Unreported Usage Analysis Snapshot Type configuration on the service point type.</p> <p>If not found, it is populated with '***'.</p>
SQI_CD	Service Quantity Identifier Code	D1_SP_TYPE.BO_DATA_AREA	<p>This field is populated with service quantity identifier code from the Service Point Type table. The value is configured as part of the Unreported Usage Analysis Snapshot Type configuration on the service point type.</p> <p>If not found, it is populated with '***'.</p>
Attributes			
UOM_INFO	Unit of Measure Information	D1_UOM_L.DESCR100	
TOU_INFO	Time of Use Information	D1_TOU_L.DESCR100	This field is populated with the description of the TOU.
SQI_INFO	Service Quantity Identifier Information	D1_SQI_L.DESCR100	

Target Field	Description	Source Field	Transformation Logic
SERVICE_TYPE_CD	Service Type Code	D1_UOM.D1_SVC_TYPE_CD	
SERVICE_TYPE_DESCR	Service Type Description	D1_SVC_TYPE_L.DESCR 100	
User Defined Attributes			
UDF1_CD	User Defined Field 1 Code		
UDF1_DESCR	User Defined Field 1 Description		
UDF2_CD	User Defined Field 2 Code		
UDF2_DESCR	User Defined Field 2 Description		
UDF3_CD	User Defined Field 3 Code		
UDF3_DESCR	User Defined Field 3 Description		
UDF4_CD	User Defined Field 4 Code		
UDF4_DESCR	User Defined Field 4 Description		
UDF5_CD	User Defined Field 5 Code		
UDF5_DESCR	User Defined Field 5 Description		
UDF6_CD	User Defined Field 6 Code		
UDF6_DESCR	User Defined Field 6 Description		
UDF7_CD	User Defined Field 7 Code		
UDF7_DESCR	User Defined Field 7 Description		
UDF8_CD	User Defined Field 8 Code		
UDF8_DESCR	User Defined Field 8 Description		
UDF9_CD	User Defined Field 9 Code		
UDF9_DESCR	User Defined Field 9 Description		
UDF10_CD	User Defined Field 10 Code		
UDF10_DESCR	User Defined Field 10 Description		
Data Load Attributes			
UPDATE_DTTM	Update Date and Time		

Target Field	Description	Source Field	Transformation Logic
DATA_LOAD_DTTM	Data Load Date/Time		This field is populated with the load timestamp value.
DATA_SOURCE_IND	Data Source Indicator	CI_INSTALLATION.ENV_ID	This field is populated with the DSI value on the source product instance configuration. The table is populated as part of the initial setup and the DSI value is extracted from the environment ID of the source system.
JOB_NBR	Job Number		This field is populated with the ODI job execution session number.

Usage Calculation Group Dimension

The Usage Calculation Group dimension holds all usage groups in the Oracle Utilities Meter Data Management system.

Properties

Property	Value
Target Table	CD_USAGE_GROUP
Table Type	Dimension
SCD Type	Type 1
Source System Driver Table	D1_USG_GRP_L
Stage Table	STG_CD_USAGE_GROUP
ODI Package	B1_PKG_CD_USAGE_GROUP
ETL View	B1_D_USAGE_GROUP_VW

Fields

Target Field	Description	Source Field	Transformation Logic
Surrogate Key			
USAGE_GROUP_KEY	Usage Group Dimension Surrogate Key		This field is populated from the OUBI_USAGE_GROUP_SEQ sequence.
Natural Keys			
USAGE_GROUP_CD	Usage Group Code	D1_USG_GRP_L.USG_GRP_CD	

Target Field	Description	Source Field	Transformation Logic
Attributes			
USAGE_GROUP_INFO	Usage Group Description	D1_USG_GRP_L.DESCR 100	
User Defined Attributes			
UDF1_CD	User Defined Field 1 Code		
UDF1_DESCR	User Defined Field 1 Description		
UDF2_CD	User Defined Field 2 Code		
UDF2_DESCR	User Defined Field 2 Description		
UDF3_CD	User Defined Field 3 Code		
UDF3_DESCR	User Defined Field 3 Description		
UDF4_CD	User Defined Field 4 Code		
UDF4_DESCR	User Defined Field 4 Description		
UDF5_CD	User Defined Field 5 Code		
UDF5_DESCR	User Defined Field 5 Description		
UDF6_CD	User Defined Field 6 Code		
UDF6_DESCR	User Defined Field 6 Description		
UDF7_CD	User Defined Field 7 Code		
UDF7_DESCR	User Defined Field 7 Description		
UDF8_CD	User Defined Field 8 Code		
UDF8_DESCR	User Defined Field 8 Description		
UDF9_CD	User Defined Field 9 Code		
UDF9_DESCR	User Defined Field 9 Description		
UDF10_CD	User Defined Field 10 Code		
UDF10_DESCR	User Defined Field 10 Description		
Data Load Attributes			
UPDATE_DTTM	Update Date and Time		

Target Field	Description	Source Field	Transformation Logic
DATA_LOAD_DTTM	Data Load Date/Time		This field is populated with the load timestamp value.
DATA_SOURCE_IND	Data Source Indicator	CI_INSTALLATION.ENV_ID	This field is populated with the DSI value on the source product instance configuration. The table is populated as part of the initial setup and the DSI value is extracted from the environment ID of the source system.
JOB_NBR	Job Number		This field is populated with the ODI job execution session number.

Usage Subscription Dimension

The Usage Subscription dimension stores the details of all usage subscriptions in the Oracle Utilities Meter Data Management system.

Properties

Property	Value
Target Table	CD_US
Table Type	Dimension
SCD Type	Type 2
Source System Driver Table	D1_US
Stage Table	STG_CD_US
ODI Package	B1_PKG_CD_US
ETL View	B1_D_US_VW

Fields

Target Field	Description	Source Field	Transformation Logic
Surrogate Key			
US_KEY	Usage Subscription Dimension Surrogate Key		This field is populated from the OUBI_US_SEQ sequence.
Natural Keys			
SRC_US_ID	Usage Subscription ID	D1_US.US_ID	

Target Field	Description	Source Field	Transformation Logic
Attributes			
US_INFO	Usage Subscription Information		This field contains the concatenated information of the usage subscription, containing the contact name, contact number, usage subscription type description, start date, end date, and status.
US_TYPE_DESCR	Usage Subscription Type Description	D1_US_TYPE_L.DESCR100	
US_TYPE_CD	Usage Subscription Type Code	D1_US.US_TYPE_CD	
EXT_ID	External ID	D1_US_IDENTIFIER.ID_VALUE	
User Defined Attributes			
UDF1_CD	User Defined Field 1 Code		
UDF1_DESCR	User Defined Field 1 Description		
UDF2_CD	User Defined Field 2 Code		
UDF2_DESCR	User Defined Field 2 Description		
UDF3_CD	User Defined Field 3 Code		
UDF3_DESCR	User Defined Field 3 Description		
UDF4_CD	User Defined Field 4 Code		
UDF4_DESCR	User Defined Field 4 Description		
UDF5_CD	User Defined Field 5 Code		
UDF5_DESCR	User Defined Field 5 Description		
UDF6_CD	User Defined Field 6 Code		
UDF6_DESCR	User Defined Field 6 Description		
UDF7_CD	User Defined Field 7 Code		
UDF7_DESCR	User Defined Field 7 Description		
UDF8_CD	User Defined Field 8 Code		
UDF8_DESCR	User Defined Field 8 Description		

Target Field	Description	Source Field	Transformation Logic
UDF9_CD	User Defined Field 9 Code		
UDF9_DESCR	User Defined Field 9 Description		
UDF10_CD	User Defined Field 10 Code		
UDF10_DESCR	User Defined Field 10 Description		
Data Load Attributes			
EFF_START_DTTM	Effective Start Date/Time		
EFF_END_DTTM	Effective End Date/Time		
DATA_LOAD_DTTM	Data Load Date/Time		This field is populated with the load timestamp value.
DATA_SOURCE_IND	Data Source Indicator	CI_INSTALLATION.ENV_ID	This field is populated with the DSI value on the source product instance configuration. The table is populated as part of the initial setup and the DSI value is extracted from the environment ID of the source system.
JOB_NBR	Job Number		This field is populated with the ODI job execution session number.

VEE Rule Dimension

The VEE Rule dimension stores details of all VEE rules defined in the Oracle Utilities Meter Data Management system.

Properties

Property	Value
Target Table	CD_VEE_RULE
Table Type	Dimension
SCD Type	Type 1
Source System Driver Table	D1_VEE_RULE
Stage Table	STG_CD_VEE_RULE
ODI Package	B1_PKG_CD_VEE_RULE
ETL View	B1_D_VEE_RULE_VW

Fields

Target Field	Description	Source Field	Transformation Logic
Surrogate Key			
VEE_RULE_KEY	VEE Rule Dimension Surrogate Key		This field is populated from the OUBI_VEE_RULE_SEQ sequence.
Natural Keys			
VEE_GRP_CD	VEE Group Code	D1_VEE_RULE.VEE_GRP_CD	
VEE_RULE_CD	VEE Rule Code	D1_VEE_RULE.VEE_RULE_CD	
Attributes			
VEE_GRP_INFO	VEE Group Information	VEE_RULE_CD.DESCR100	
VEE_RULE_INFO	VEE Rule Information	D1_VEE_RULE_L.DESCR100 D1_VEE_RULE.START_DT D1_VEE_RULE.END_DT	This field is populated with concatenated information of the VEE rule including its description, start date, and end date.
VEE_RULE_CAT_DESCR	VEE Rule Category Description	CI_LOOKUP_VAL_L.DESCR_OVRD CI_LOOKUP_VAL_L.DESCR	This field is populated with the description from Lookup Language table for VEE_RULE_CAT_FLG lookup field. If override description is not available, regular description is extracted.
VEE_RULE_CAT_CD	VEE Rule Category Code	D1_VEE_RULE.VEE_RULE_CAT_FLG	
User Defined Attributes			
UDF1_CD	User Defined Field 1 Code		
UDF1_DESCR	User Defined Field 1 Description		
UDF2_CD	User Defined Field 2 Code		
UDF2_DESCR	User Defined Field 2 Description		
UDF3_CD	User Defined Field 3 Code		
UDF3_DESCR	User Defined Field 3 Description		

Target Field	Description	Source Field	Transformation Logic
UDF4_CD	User Defined Field 4 Code		
UDF4_DESCR	User Defined Field 4 Description		
UDF5_CD	User Defined Field 5 Code		
UDF5_DESCR	User Defined Field 5 Description		
UDF6_CD	User Defined Field 6 Code		
UDF6_DESCR	User Defined Field 6 Description		
UDF7_CD	User Defined Field 7 Code		
UDF7_DESCR	User Defined Field 7 Description		
UDF8_CD	User Defined Field 8 Code		
UDF8_DESCR	User Defined Field 8 Description		
UDF9_CD	User Defined Field 9 Code		
UDF9_DESCR	User Defined Field 9 Description		
UDF10_CD	User Defined Field 10 Code		
UDF10_DESCR	User Defined Field 10 Description		
Data Load Attributes			
UPDATE_DTTM	Update Date and Time		
DATA_LOAD_DTTM	Data Load Date/Time		This field is populated with the load timestamp value.
DATA_SOURCE_IND	Data Source Indicator	CI_INSTALLATION.ENV_ID	This field is populated with the DSI value on the source product instance configuration. The table is populated as part of the initial setup and the DSI value is extracted from the environment ID of the source system.
JOB_NBR	Job Number		This field is populated with the ODI job execution session number.

Shared Dimensions

The dimensions that are used in the star schemas of other source products as well are called the **shared** dimensions. The other products also populate these shared dimensions with their data. The data source indicator (DSI) column plays a vital role in identifying the records belonging to a specific source product.

Account Dimension

Though Account dimension is referenced in the Oracle Utilities Meter Data Management facts, it is populated only by the Oracle Utilities Customer Care and Billing source product. The ETL processes of the Oracle Utilities Meter Data Management facts map this dimension based on the integration between Oracle Utilities Meter Data Management and Oracle Utilities Customer Care and Billing.

Since this dimension is not populated by Oracle Utilities Meter Data Management, the source mapping details are not provided in the document. See the *Oracle Utilities Extractors and Schema for Oracle Utilities Customer Care and Billing* for the mapping details.

Address Dimension

The Address dimension includes a record for every service point's address in the Oracle Utilities Meter Data Management system.

This dimension is also populated by Oracle Utilities Operational Device Management, Oracle Utilities Mobile Workforce Management, Oracle Utilities Customer Care and Billing, Oracle Utilities Network Management System, and Oracle Utilities Work and Asset Management.

Properties

Property	Value
Target Table	CD_ADDR
Table Type	Dimension
SCD Type	Type 2
Source System Driver Table	D1_SP
Stage Table	STG_CD_ADDR
ODI Package	B1_PKG_CD_ADDR
ETL View	B1_D_ADDR_VW

Fields

Target Field	Description	Source Field	Transformation Logic
Surrogate Key			
ADDR_KEY	Address Dimension Surrogate Key		This field is populated from the SPL_ADDR_SEQ sequence.
Natural Keys			
SRC_ADDR_ID	Service Point ID	D1_SP.D1_SP_ID	

Target Field	Description	Source Field	Transformation Logic
Attributes			
ADDR_LINE1	Address Line 1	D1_SP.ADDRESS1	
ADDR_LINE2	Address Line 2	D1_SP.ADDRESS2	
ADDR_LINE3	Address Line 3	D1_SP.ADDRESS3	
ADDR_LINE4	Address Line 4	D1_SP.ADDRESS4	
ADDR_INFO	Address	D1_SP.ADDRESS1 D1_SP.CITY D1_SP.STATE D1_SP.POSTAL	This field is a concatenation of address, city, state, and postal code, separated by comma.
CITY	City	D1_SP.CITY_UPPER	
COUNTY	County	D1_SP.COUNTY	
POSTAL	Postal Code	D1_SP.POSTAL	
STATE_DESCR	State Description	CL_STATE_L.DESCR	
COUNTRY_DESCR	Country Description	CL_COUNTRY_L.DESCR	
GEO_CODE	Geographical Code	D1_SP.GEO_CODE	
CROSS_STREET	Cross Street		Note: This field is populated only for the Oracle Utilities Mobile Workforce Management source product.
SUBURB	Suburb		Note: This field is populated only for the Oracle Utilities Mobile Workforce Management source product.
User Defined Attributes			
UDF1_CD	City Code	D1_SP.CITY_UPPER	
UDF1_DESCR	City Description	D1_SP.CITY_UPPER	
UDF2_CD	County Code	D1_SP.COUNTY	
UDF2_DESCR	County Code	D1_SP.COUNTY	
UDF3_CD	Postal Code	D1_SP.POSTAL	
UDF3_DESCR	Postal Code	D1_SP.POSTAL	
UDF4_CD	State Code	D1_SP.STATE	
UDF4_DESCR	State Description	CL_STATE_L.DESCR	
UDF5_CD	Country Code	D1_SP.COUNTRY	
UDF5_DESCR	Country Description	CL_COUNTRY_L.DESCR	

Target Field	Description	Source Field	Transformation Logic
UDF6_CD	Geo Code Value	D1_SP.GEO_CODE	
UDF6_DESCR	Geo Code Description	D1_SP.GEO_CODE	
UDF7_CD	Premise Char 1 Code		
UDF7_DESCR	Premise Char 1 Description		
UDF8_CD	Premise Char 2 Code		
UDF8_DESCR	Premise Char 2 Description		
UDF9_CD	Premise Char 3 Code		
UDF9_DESCR	Premise Char 3 Description		
UDF10_CD	Premise Char 4 Code		
UDF10_DESCR	Premise Char 4 Description		
UDF11_CD	User Defined Field 11 Code		
UDF11_DESCR	User Defined Field 11 Description		
UDF12_CD	User Defined Field 12 Code		
UDF12_DESCR	User Defined Field 12 Description		
UDF13_CD	User Defined Field 13 Code		
UDF13_DESCR	User Defined Field 13 Description		
UDF14_CD	User Defined Field 14 Code		
UDF14_DESCR	User Defined Field 14 Description		
UDF15_CD	User Defined Field 15 Code		
UDF15_DESCR	User Defined Field 15 Description		
UDF16_CD	User Defined Field 16 Code		
UDF16_DESCR	User Defined Field 16 Description		
Data Load Attributes			
EFF_END_DTTM	Effective End Date/Time		
EFF_START_DTTM	Effective Start Date/Time		
DATA_LOAD_DTTM	Data Load Date/Time		This field is populated with the load timestamp value.

Target Field	Description	Source Field	Transformation Logic
DATA_SOURCE_IND	Data Source Indicator	CI_INSTALLATION.ENV_ID	This field is populated with the DSI value on the source product instance configuration. The table is populated as part of the initial setup and the DSI value is extracted from the environment ID of the source system.
JOB_NBR	Job Number		This field is populated with the ODI job execution session number.

Person Dimension

Though Person dimension is referenced in the Oracle Utilities Meter Data Management facts, it is populated only by the Oracle Utilities Customer Care and Billing source product. The ETL processes of the Oracle Utilities Meter Data Management facts map this dimension based on the integration between Oracle Utilities Meter Data Management and Oracle Utilities Customer Care and Billing.

Since this dimension is not populated by Oracle Utilities Meter Data Management, the source mapping details are not provided in the document. See the *Oracle Utilities Extractors and Schema for Oracle Utilities Customer Care and Billing* for the mapping details.

Premise Dimension

Though Premise dimension is referenced in the Oracle Utilities Meter Data Management facts, it is populated only by the Oracle Utilities Customer Care and Billing source product. The ETL processes of the Oracle Utilities Meter Data Management facts map this dimension based on the integration between Oracle Utilities Meter Data Management and Oracle Utilities Customer Care and Billing.

Since this dimension is not populated by Oracle Utilities Meter Data Management, the source mapping details are not provided in the document. See the *Oracle Utilities Extractors and Schema for Oracle Utilities Customer Care and Billing* for the mapping details.

Service Agreement Dimension

Though Service Agreement dimension is referenced in the Oracle Utilities Meter Data Management facts, it is populated only by the Oracle Utilities Customer Care and Billing source product. The ETL processes of the Oracle Utilities Meter Data Management facts map this dimension based on the integration between Oracle Utilities Meter Data Management and Oracle Utilities Customer Care and Billing.

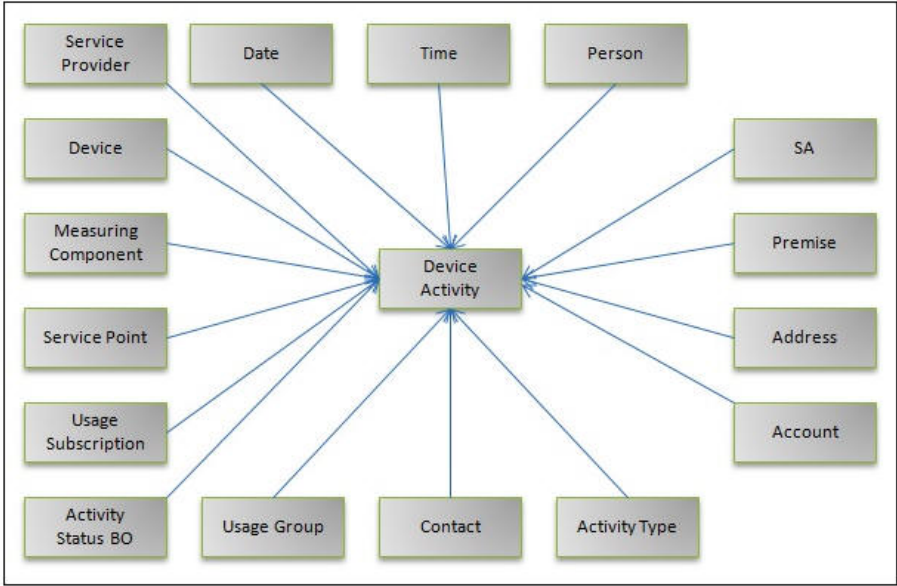
Since this dimension is not populated by Oracle Utilities Meter Data Management, the source mapping details are not provided in the document. See the *Oracle Utilities Extractors and Schema for Oracle Utilities Customer Care and Billing* for the mapping details.

Facts

Device Activity Fact

An activity is a record of a communication or event related to a device, measuring component, or another entity in the system. The Device Activity fact stores details about all activities in Oracle Utilities Meter Data Management system including their duration information.

Entity Relationship Diagram



Properties

Property	Value
Target Table Name	CF_DEVICE_ACTIVITY
Table Type	Fact
Fact Type	Accumulation
Source System Driver Table	D1_ACTIVITY D1_DVC_CFG D1_INSTALL_EVT D1_SP D1_US
Stage Table Name	STG_CF_DEVICE_ACTIVITY
ODI Package Name	B1_PKG_CF_DEVICE_ACTIVITY
ETL View Name	B1_F_DEVICE_ACTIVITY_VW
Materialized View Name	B1_DEVICE_ACTIVITY_MON_MV1 B1_DEV_ACT_TOPX_MON_MV1

Fields

Target Field	Description	Source Field	Transformation Logic
Surrogate Key			
DEVICE_ACTIVITY_KEY	Device Activity Key		This field is populated from the OUBI_DEVICE_ACTIVITY_SEQ sequence.
Natural Keys			
SRC_DEVICE_ACTIVITY_ID	Device Activity ID	D1_ACTIVITY.D1_ACTIV ITY_ID	Only those activities with activity type category in the list of activity type categories configured for inclusion via the extract parameters are extracted.
Measures			
DURATION	Duration	D1_ACTIVITY.END_DT TM D1_ACTIVITY.START_D TTM	This field is populated with the difference between end date/time and start date/time of the activity. For incomplete activities the current date/time is considered as the end date/time. The unit of measure is seconds.
FACT_CNT	Fact Count		This field is populated with the standard value of '1'.
Degenerate Dimensions			
START_DTTM	Start Date/Time	D1_ACTIVITY.START_D TTM	This field is populated with the start date/time of the activity.
END_DTTM	End Date/Time	D1_ACTIVITY.END_DT TM	This field is populated with the end date/time of the activity.
Foreign Keys			
DEVICE_ACTIVITY_ STATUS_KEY	Device Activity Status Dimension Surrogate Key	D1_ACTIVITY.D1_ACTIV ITY.BUS_OBJ_CD D1_ACTIVITY.D1_ACTIV ITY.BO_STATUS_CD D1_ACTIVITY.BO_STAT US_REASON_CD	This field is populated based on the device activity status.

Target Field	Description	Source Field	Transformation Logic
MTR_DEVICE_KEY	Meter Device Dimension Surrogate Key	D1_ACTIVITY_REL_OBJ. PK_VALUE1 D1_DVC_CFG.D1_DEVI CE_ID	This field is populated based on the device ID associated with the activity via its related object collection. If there is no device ID associated with the activity, then the device ID is derived from the measuring component or service point associated with the activity.
MC_KEY	Measuring Component Dimension Surrogate Key	D1_ACTIVITY_REL_OBJ. PK_VALUE1	This field is populated based on the measuring component ID associated with the activity via its related object collection.
SPR1_KEY	Service Provider 1 Dimension Surrogate Key	D1_SP_MKT_PARTICIPAN T.D1_SPR_CD D1_MKT_FALLBACK_SP R.D1_SPR_CD	This field is populated based on the service point ID associated with the activity. The service provider is retrieved from the service point or from the fallback service provider on the service point's market. The market relationship type used is the first one configured via the extract parameters.
SPR2_KEY	Service Provider 2 Dimension Surrogate Key	D1_SP_MKT_PARTICIPAN T.D1_SPR_CD D1_MKT_FALLBACK_SP R.D1_SPR_CD	This field is populated based on the service point ID associated with the activity. The service provider is retrieved from the service point or from the fallback service provider on the service point's market. The market relationship type used is the second one configured via the extract parameters.
SP_KEY	Service Point Dimension Surrogate Key	D1_ACTIVITY_REL_OBJ. PK_VALUE1 D1_INSTALL_EVT.D1_S P_ID	This field is populated based on the service point ID associated with the activity via its related object collection. If there is no service point ID associated with the activity, then the service point ID is derived from the device associated with the activity.

Target Field	Description	Source Field	Transformation Logic
ADDR_KEY	Address Dimension Surrogate Key	D1_ACTIVITY_REL_OBJ. PK_VALUE1 D1_INSTALL_EVT.D1_S P_ID	This field is populated based on the service point ID associated with the activity.
US1_KEY	Usage Subscription 1 Dimension Surrogate Key	D1_US_SP.US_ID	This field is populated based on the service point associated with the activity. It is populated with the usage subscription linked to the service point, whose usage subscription type's subscription type matches the first subscription type defined on the extract parameters.
US2_KEY	Usage Subscription 2 Dimension Surrogate Key	D1_US_SP.US_ID	This field is populated based on the service point associated with the activity. It is populated with the usage subscription linked to the service point, whose usage subscription type's subscription type matches the second subscription type defined on the extract parameters.
USAGE_GROUP_KEY	Usage Group Dimension Surrogate Key	D1_US_USG_GRP_DL.U SG_GRP_CD	This field is populated based on the usage group of the CCB-related usage subscription linked to the service point associated with the activity.
CONTACT_KEY	Contact Dimension Surrogate Key	D1_US_CONTACT.CONT ACT_ID	This field is populated with the primary contact Id of the CCB-related usage subscription linked to the SP associated with the activity.
DEVICE_ACTIVITY_ TYPE_KEY	Device Activity Type Dimension Surrogate Key	D1_ACTIVITY.ACTIVITY _TYPE_CD	This field is populated based on the device activity type code associated with the activity.
START_DATE_KEY	Start Date (Date Dimension Surrogate Key)	D1_ACTIVITY.START_D TTM	This field is populated based on the activity start date.
START_TIME_KEY	Start Time Dimension Surrogate Key	D1_ACTIVITY.START_D TTM	This field is populated based on the activity start time.
END_DATE_KEY	End Date (Date Dimension Surrogate Key)	D1_ACTIVITY.END_DT TM	This field is populated based on the activity end date.

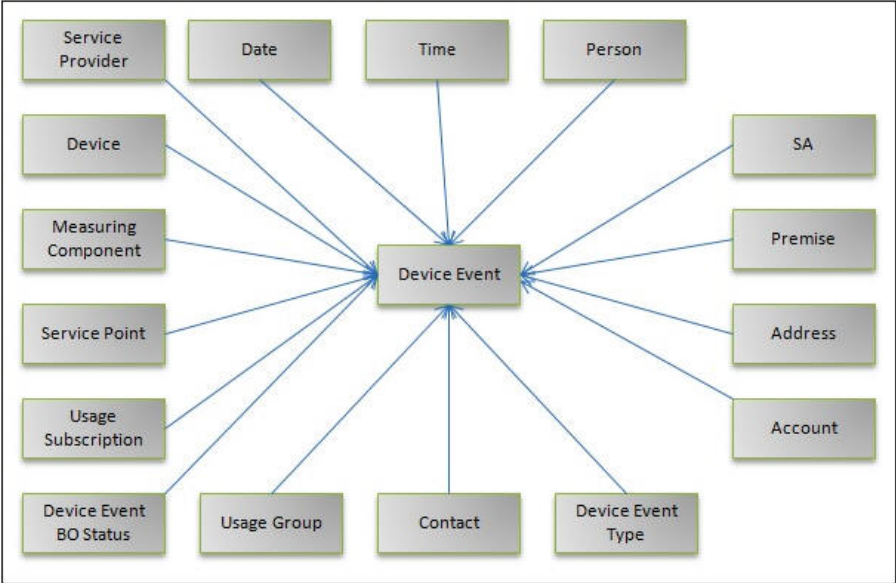
Target Field	Description	Source Field	Transformation Logic
END_TIME_KEY	End Time (Time Dimension Surrogate Key)	D1_ACTIVITY.END_DT TM	This field is populated based on the activity end time.
PER_KEY	Person Dimension Surrogate Key	D1_CONTACT_IDENTIF IER.ID_VALUE	This field is populated based on the external person ID stored on the activity's contact identifiers.
ACCT_KEY	Account Dimension Surrogate Key	D1_US_IDENTIFIER.ID_ VALUE	This field is populated based on the external account ID stored on the activity's CCB-related usage subscription's identifiers.
SA_KEY	Service Agreement Dimension Surrogate Key	D1_US_IDENTIFIER.ID_ VALUE	This field is populated based on the external service agreement ID stored on the activity's CCB-related usage subscription's identifiers.
PREM_KEY	Premise Dimension Surrogate Key	D1_SP_IDENTIFIER.ID_ VALUE	This field is populated based on the external premise ID stored on the activity's service point's identifiers.
DEVICE_ACTIVITY_ UDD1_KEY	Device Activity User Defined Dimension 1 Surrogate Key		
DEVICE_ACTIVITY_ UDD2_KEY	Device Activity User Defined Dimension 2 Surrogate Key		
User Defined Attributes			
UDM1	User Defined Measure 1		
UDM2	User Defined Measure 2		
UDM3	User Defined Measure 3		
UDM4	User Defined Measure 4		
UDM5	User Defined Measure 5		
UDM6	User Defined Measure 6		
UDM7	User Defined Measure 7		
UDM8	User Defined Measure 8		
UDM9	User Defined Measure 9		
UDM10	User Defined Measure 10		
UDDGEN1	User Defined Degenerate Dimension 1		
UDDGEN2	User Defined Degenerate Dimension 2		

Target Field	Description	Source Field	Transformation Logic
UDDGEN3	User Defined Degenerate Dimension 3		
UDDGEN4	User Defined Degenerate Dimension 4		
UDDGEN5	User Defined Degenerate Dimension 5		
UDDGENL1	User Defined Long Degenerate Dimension 1		
UDDGENL2	User Defined Long Degenerate Dimension 2		
UDDGENL3	User Defined Long Degenerate Dimension 3		
UDDGENL4	User Defined Long Degenerate Dimension 4		
UDDGENL5	User Defined Long Degenerate Dimension 5		
UDDFK1_KEY	User Defined Dimension Foreign Key 1		
UDDFK2_KEY	User Defined Dimension Foreign Key 2		
UDDFK3_KEY	User Defined Dimension Foreign Key 3		
UDDFK4_KEY	User Defined Dimension Foreign Key 4		
UDDFK5_KEY	User Defined Dimension Foreign Key 5		
Data Load Attributes			
DATA_SOURCE_IND	Data Source Indicator	CI_INSTALLATION.ENV_ID	This field is populated with the DSI value on the source product instance configuration. This table is populated as part of the initial setup and the DSI value is extracted from the environment ID of the source system.
JOB_NBR	Job Number		This field is populated with the ODI job execution session number.

Device Event Fact

Device events are events of some sort that have taken place relative to a device, and can include power outages, power restorations, tampering alerts, command completions, and other events. The Device Event fact stores details about all device events in the Oracle Utilities Meter Data Management system including their duration information.

Entity Relationship Diagram



Properties

Property	Value
Target Table Name	CF_DEVICE_EVT
Table Type	Fact
Fact Type	Accumulation
Source System Driver Table	D1_DVC_EVT D1_DVC_CFG D1_INSTALL_EVT D1_SP D1_US
Stage Table Name	STG_CF_DEVICE_EVT
ODI Package Name	B1_PKG_CF_DEVICE_EVT
ETL View Name	B1_F_DEVICE_EVT_VW
Materialized View Name	B1_DEVICE_EVT_MON_MV1 B1_DEVICE_EVT_MON_TOPX_MV1

Fields

Target Field	Description	Source Field	Transformation Logic
Surrogate Key			
DEVICE_EVT_KEY	Device Event Key		This field is populated from the OUBI_DEVICE_EVT_SEQ sequence.
Natural Keys			
SRC_DEVICE_EVT_ID	Device Event ID	D1_DVC_EVT.DVC_EVT_ID	<p>This field is populated with the primary keys of all device events from the Device Event table.</p> <p>Only those device events whose business object codes are not present in the list of device event business objects to exclude as configured in the extract parameters are extracted.</p>
Measures			
DURATION	Duration	D1_DVC_EVT.DVC_EVT_END_DTTM D1_DVC_EVT.DVC_EVT_DTTM	<p>This field is populated with the difference between end date/time and start date/time of the device event.</p> <p>For incomplete events the current date/time is considered as the end date/time. Unit of measure is seconds.</p>
FACT_CNT	Fact Count		This field is populated with the standard value of '1'.
Degenerate Dimensions			
START_DTTM	Start Date/Time	D1_DVC_EVT.DVC_EVT_DTTM	
END_DTTM	End Date/Time	D1_DVC_EVT.DVC_EVT_END_DTTM	
Foreign Keys			
DEVICE_EVT_STATUS_KEY	Device Event Status Dimension Surrogate Key	D1_DVC_EVT.D1_DVC_EVT.BUS_OBJ_CD D1_DVC_EVT.D1_DVC_EVT.BO_STATUS_CD D1_DVC_EVT.BO_STATUS_REASON_CD	This field is populated based on the current device event status.

Target Field	Description	Source Field	Transformation Logic
MTR_DEVICE_KEY	Meter Device Dimension Surrogate Key	D1_DVC_EVT.D1_DEVI CE_ID D1_DVC_EVT_REL_OBJ. PK_VALUE1 D1_DVC_CFG.D1_DEVI CE_ID	This field is populated based on the device ID associated with the device event (on the device event itself or via its related object collection. If there is no device ID on the device event, the device ID is derived from the measuring component or service point associated with the device event.
MC_KEY	Measuring Component Dimension Surrogate Key	D1_DVC_EVT_REL_OBJ. PK_VALUE1	This field is populated based on the measuring component associated with the device event via its related object collection.
SPR_KEY	Service Provider Dimension Surrogate Key	D1_SP_MKT_PARTICIPA NT.D1_SPR_CD D1_MKT_FALLBACK_SP R.D1_SPR_CD	This field is populated based on the service point ID associated with the device event. The service provider is retrieved from the service point or from the fallback service provider on the service point's market. The market relationship type used is the first one configured via extract parameters.
SP_KEY	Service Point Dimension Surrogate Key	D1_DVC_EVT_REL_OBJ. PK_VALUE1 D1_INSTALL_EVT.D1_S P_ID	This field is populated based on the service point associated with the device event via its related object collection. If there is no service point ID associated with the device event, then the service point ID is derived from the device associated with the device event.
ADDR_KEY	Address Dimension Surrogate Key	D1_DVC_EVT_REL_OBJ. PK_VALUE1 D1_INSTALL_EVT.D1_S P_ID	This field is populated based on the service point associated with the device event.

Target Field	Description	Source Field	Transformation Logic
US1_KEY	Usage Subscription 1 Dimension Surrogate Key	D1_US_SP.US_ID	This field is populated based on the usage subscription linked to the service point associated with the device event. It is populated with the usage subscription linked to the service point, whose usage subscription type's subscription type matches the first subscription type defined on the extract parameters.
US2_KEY	Usage Subscription 2 Dimension Surrogate Key	D1_US_SP.US_ID	This field is populated based on the usage subscription linked to the service point associated with the device event. It is populated with the usage subscription linked to the service point, whose usage subscription type's subscription type matches the second subscription type defined on the extract parameters.
USAGE_GROUP_KEY	Usage Group Dimension Surrogate Key	D1_US_USG_GRP_DL.U SG_GRP_CD	This field is populated based on the usage group of the CCB-related usage subscription linked to the service point associated with the activity.
CONTACT_KEY	Contact Dimension Surrogate Key	D1_US_CONTACT.CONT ACT_ID	This field is populated with the primary contact Id of the CCB-related usage subscription linked to the service point associated with the activity.
DEVICE_EVT_TYPE_ KEY	Device Event Type Dimension Surrogate Key	D1_DVC_EVT.DVC_EVT _TYPE_CD	This field is populated based on the device event type code associated with the activity.
START_DATE_KEY	Start Date (Date Dimension Surrogate Key)	D1_DVC_EVT.DVC_EVT _DTTM	This field is populated based on the activity start date.
START_TIME_KEY	Start Time (Time Dimension Surrogate Key)	D1_DVC_EVT.DVC_EVT _DTTM	This field is populated based on the device event start time.
END_DATE_KEY	End Date (Date Dimension Surrogate Key)	D1_DVC_EVT.DVC_EVT _END_DTTM	This field is populated based on the device event end date.
END_TIME_KEY	End Time (Time Dimension Surrogate Key)	D1_DVC_EVT.DVC_EVT _END_DTTM	This field is populated based on the device event end time.
PER_KEY	Person Dimension Surrogate Key	D1_CONTACT_IDENTIF IER.ID_VALUE	This field is populated based on the External Person ID stored on the activity's contact identifiers.

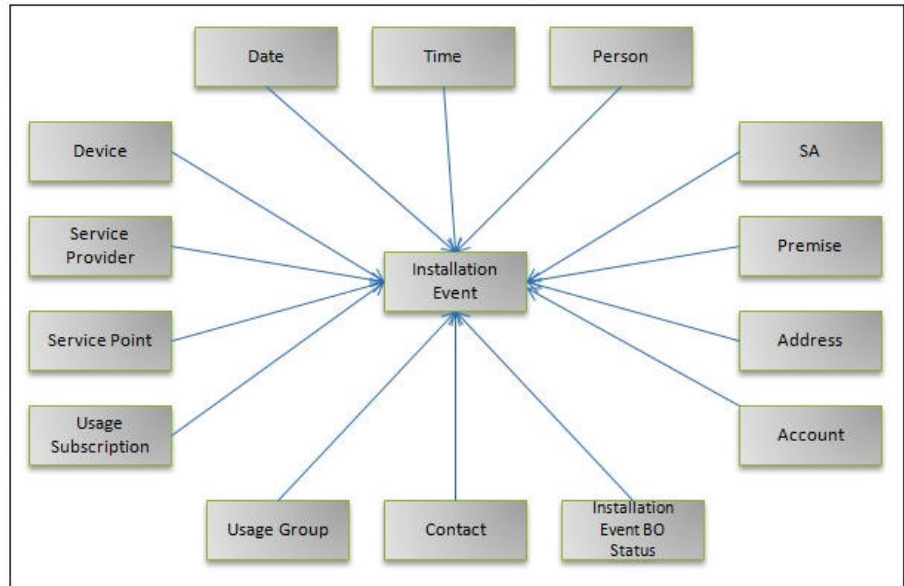
Target Field	Description	Source Field	Transformation Logic
ACCT_KEY	Account Dimension Surrogate Key	D1_US_IDENTIFIER.ID_ VALUE	This field is populated based on the External Account ID stored on the activity's CCB-related usage subscription's identifiers
SA_KEY	Service Agreement Dimension Surrogate Key	D1_US_IDENTIFIER.ID_ VALUE	This field is populated based on the External Service Agreement ID stored on the activity's CCB-related usage subscription's identifiers.
PREM_KEY	Premise Dimension Surrogate Key	D1_SP_IDENTIFIER.ID_ VALUE	This field is populated based on the External Premise ID stored on the activity's service point's identifiers.
DEVICE_EVT_UDD1_ KEY	Device Event User Defined Dimension 1 Surrogate Key		
DEVICE_EVT_UDD2_ KEY	Device Event User Defined Dimension 2 Surrogate Key		
User Defined Attributes			
UDM1	User Defined Measure 1		
UDM2	User Defined Measure 2		
UDM3	User Defined Measure 3		
UDM4	User Defined Measure 4		
UDM5	User Defined Measure 5		
UDM6	User Defined Measure 6		
UDM7	User Defined Measure 7		
UDM8	User Defined Measure 8		
UDM9	User Defined Measure 9		
UDM10	User Defined Measure 10		
UDDGEN1	User Defined Degenerate Dimension 1		
UDDGEN2	User Defined Degenerate Dimension 2		
UDDGEN3	User Defined Degenerate Dimension 3		
UDDGEN4	User Defined Degenerate Dimension 4		
UDDGEN5	User Defined Degenerate Dimension 5		

Target Field	Description	Source Field	Transformation Logic
UDDGENL1	User Defined Long Degenerate Dimension 1		
UDDGENL2	User Defined Long Degenerate Dimension 2		
UDDGENL3	User Defined Long Degenerate Dimension 3		
UDDGENL4	User Defined Long Degenerate Dimension 4		
UDDGENL5	User Defined Long Degenerate Dimension 5		
UDDFK1_KEY	User Defined Dimension Foreign Key 1		
UDDFK2_KEY	User Defined Dimension Foreign Key 2		
UDDFK3_KEY	User Defined Dimension Foreign Key 3		
UDDFK4_KEY	User Defined Dimension Foreign Key 4		
UDDFK5_KEY	User Defined Dimension Foreign Key 5		
Data Load Attributes			
DATA_SOURCE_IND	Data Source Indicator	CI_INSTALLATION.ENV _ID	This field is populated with the DSI value on the source product instance configuration. This table is populated as part of the initial setup and the DSI value is extracted from the environment ID of the source system.
JOB_NBR	Job Number		This field is populated with the ODI job execution session number.

Installation Event Fact

The Installation Event fact holds all the installation details of devices on service points in the Oracle Utilities Meter Data Management system. It holds the current installation status and the duration of installation.

Entity Relationship Diagram



Properties

Property	Value
Target Table Name	CF_INSTALL_EVT
Table Type	Fact
Fact Type	Accumulation
Source System Driver Table	D1_INSTALL_EVT D1_SP D1_US
Stage Table Name	STG_CF_INSTALL_EVT
ODI Package Name	B1_PKG_CF_INSTALL_EVT
ETL View Name	B1_F_INSTALL_EVT_VW
Materialized View Name	B1_INSTALL_EVT_MON_MV1 B1_INSTALL_EVT_MON_MV2

Fields

Target Field	Description	Source Field	Transformation Logic
Surrogate Key			
INSTALL_EVT_KEY	Install Event Fact Key		This field is populated from the OUBI_INSTALL_EVT_SEQ sequence.
Natural Keys			
SRC_INSTALL_EVT_ID	Install Event ID	D1_INSTALL_EVT.INSTALL_EVT_ID	This field is populated based on all the install events from the Install Event table.
Measures			
DURATION	Duration	D1_INSTALL_EVT.D1_REMOVAL_DTTM,SYSDATE)- D1_INSTALL_EVT.D1_INSTALL_DTTM	This represents the time between installation and removal. If the removal date/time is blank, the time between the system date/time and installation date/time. Unit of measure is seconds.
FACT_CNT	Fact Count		This field is populated with the standard value of '1'.
Degenerate Dimensions			
INSTALL_DTTM	Install Date	D1_INSTALL_EVT.D1_INSTALL_DTTM	
REMOVAL_DTTM	Removal Date	D1_INSTALL_EVT.D1_REMOVAL_DTTM	
Foreign Keys			
IE_STATUS_KEY	Install Event Status Dimension Surrogate Key	D1_INSTALL_EVT.D1_INSTALL_EVT.BUS_OBJECT_CD D1_INSTALL_EVT.D1_INSTALL_EVT.BO_STATUS_CD D1_INSTALL_EVT.BO_STATUS_REASON_CD	This field is populated based on the installation event's current status.
MTR_DEVICE_KEY	Meter Device Dimension Surrogate Key	D1_DVC_CFG.D1_DEVICE_ID	This is populated with the device associated with the installation event's device configuration.

Target Field	Description	Source Field	Transformation Logic
SPR1_KEY	Service Provider 1 Dimension Surrogate Key	D1_SP_MKT_PARTICIPANT.D1_SPR_CD D1_MKT_FALLBACK_SERVICE_PROVIDER.D1_SPR_CD	This field is populated based on the service point ID associated with the activity. The service provider is retrieved from the service point or from the fallback service provider on the service point's market. The market relationship type used is the first one configured via extract parameters.
SPR2_KEY	Service Provider 2 Dimension Surrogate Key	D1_SP_MKT_PARTICIPANT.D1_SPR_CD D1_MKT_FALLBACK_SERVICE_PROVIDER.D1_SPR_CD	This field is populated based on the service point ID associated with the activity. The service provider is retrieved from the service point or from the fallback service provider on the service point's market. The market relationship type used is the second configured via extract parameters.
SP1_KEY	Service Point 1 Dimension Surrogate Key	D1_INSTALL_EVT.D1_SERVICE_POINT_ID	This field is populated with the service point where the installation event is.
SP2_KEY	Service Point 2 Dimension Surrogate Key	D1_SP_REL.REL_SP_ID	This field is populated based on the parent service point of the installation event's service point.
ADDR_KEY	Address Dimension Surrogate Key	D1_INSTALL_EVT.D1_SERVICE_POINT_ID	This field is populated based on the installation event's service point.
US1_KEY	Usage Subscription 1 Dimension Surrogate Key	D1_US_SP.US_ID	This field is populated based on the service point associated with the activity. It is populated with the usage subscription linked to the service point, whose usage subscription type's subscription type matches the first subscription type defined on the extract parameters.

Target Field	Description	Source Field	Transformation Logic
US2_KEY	Usage Subscription 2 Dimension Surrogate Key	D1_US_SP.US_ID	This field is populated based on the service point associated with the activity. It is populated with the usage subscription linked to the service point, whose usage subscription type's subscription type matches the second subscription type defined on the extract parameters.
USAGE_GROUP_KEY	Usage Group Dimension Surrogate Key	D1_US_USG_GRP_DLU SG_GRP_CD	This field is populated based on the usage group of the CCB-related usage subscription linked to the service point associated with the activity.
CONTACT_KEY	Contact Dimension Surrogate Key	D1_US_CONTACT.CONT ACT_ID	This field is populated with the primary contact ID of the CCB-related usage subscription linked to the service point associated with the activity.
INSTALL_DATE_KEY	Install Event Date Dimension Surrogate Key	D1_INSTALL_EVT.D1_I NSTALL_DTTM	
INSTALL_TIME_KEY	Install Event Time Dimension Surrogate Key	D1_INSTALL_EVT.D1_I NSTALL_DTTM	
REMOVAL_DATE_KEY	Removal Date Dimension Surrogate Key	D1_INSTALL_EVT.D1_R EMOVAL_DTTM	
REMOVAL_TIME_KEY	Removal Time Dimension Surrogate Key	D1_INSTALL_EVT.D1_R EMOVAL_DTTM	
PER_KEY	Person Dimension Surrogate Key	D1_CONTACT_IDENTIF IER.ID_VALUE	This field is populated based on the External Person ID stored on the install event's contact identifiers.
ACCT_KEY	Account Dimension Surrogate Key	D1_US_IDENTIFIER.ID_ VALUE	This field is populated based on the External Account ID stored on the install event's CCB-related usage subscription's identifiers.
SA_KEY	Service Agreement Dimension Surrogate Key	D1_US_IDENTIFIER.ID_ VALUE	This field is populated based on the External Service Agreement ID stored on the install event's CCB-related usage subscription's identifiers.
PREM_KEY	Premise Dimension Surrogate Key	D1_SP_IDENTIFIER.ID_ VALUE	This field is populated based on the External Premise ID stored on the install event's service point's identifiers.

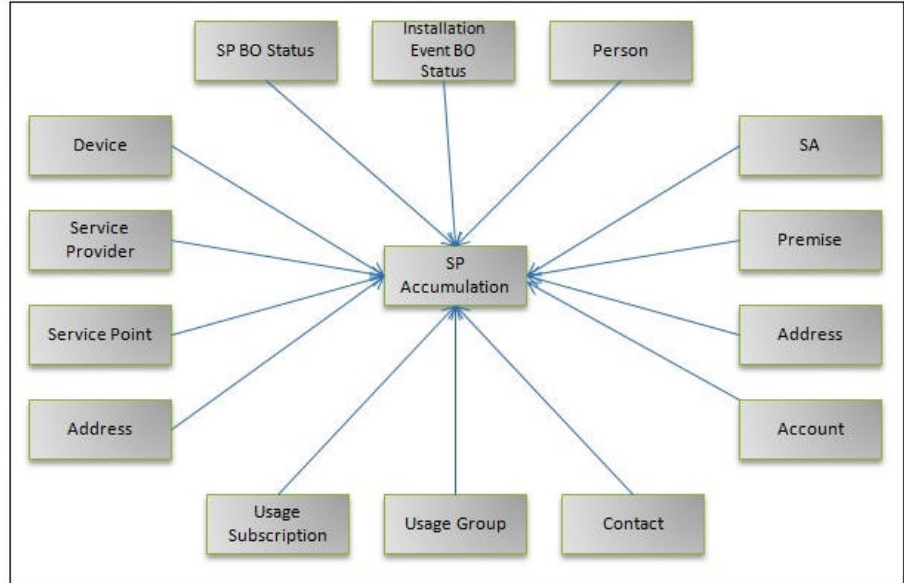
Target Field	Description	Source Field	Transformation Logic
INSTALL_EVT_UDD1_KEY	Install Event User Defined Dimension 1 Surrogate Key		
INSTALL_EVT_UDD2_KEY	Install Event User Defined Dimension 2 Surrogate Key		
User Defined Attributes			
UDM1	User Defined Measure 1		
UDM2	User Defined Measure 2		
UDM3	User Defined Measure 3		
UDM4	User Defined Measure 4		
UDM5	User Defined Measure 5		
UDM6	User Defined Measure 6		
UDM7	User Defined Measure 7		
UDM8	User Defined Measure 8		
UDM9	User Defined Measure 9		
UDM10	User Defined Measure 10		
UDDGEN1	User Defined Degenerate Dimension 1		
UDDGEN2	User Defined Degenerate Dimension 2		
UDDGEN3	User Defined Degenerate Dimension 3		
UDDGEN4	User Defined Degenerate Dimension 4		
UDDGEN5	User Defined Degenerate Dimension 5		
UDDGENL1	User Defined Long Degenerate Dimension 1		
UDDGENL2	User Defined Long Degenerate Dimension 2		
UDDGENL3	User Defined Long Degenerate Dimension 3		
UDDGENL4	User Defined Long Degenerate Dimension 4		
UDDGENL5	User Defined Long Degenerate Dimension 5		
UDDFK1_KEY	User Defined Dimension Foreign Key 1		

Target Field	Description	Source Field	Transformation Logic
UDDFK2_KEY	User Defined Dimension Foreign Key 2		
UDDFK3_KEY	User Defined Dimension Foreign Key 3		
UDDFK4_KEY	User Defined Dimension Foreign Key 4		
UDDFK5_KEY	User Defined Dimension Foreign Key 5		
Data Load Attributes			
DATA_SOURCE_IND	Data Source Indicator	CI_INSTALLATION.ENV _ID	This field is populated with the DSI value on the source product instance configuration. This table is populated as part of the initial setup and the DSI value is extracted from the environment ID of the source system.
JOB_NBR	Job Number		This field is populated with the ODI job execution session number.

Service Point Accumulation Fact

The Service Point Accumulation fact holds the details of all service points defined in the Oracle Utilities Meter Data Management system along with its current installation status.

Entity Relationship Diagram



Properties

Property	Value
Target Table Name	CF_SP
Table Type	Fact
Fact Type	Accumulation
Source System Driver Table	D1_SP D1_INSTALL_EVT D1_US
Stage Table Name	STG_CF_SP
ODI Package Name	B1_PKG_CF_SP
ETL View Name	B1_F_SP_VW
Materialized View Name	B1_SP_MV1

Fields

Target Field	Description	Source Field	Transformation Logic
Surrogate Key			
SP_KEY	Service Point Dimension Surrogate Key		This field is populated from the OUBI_SP_SEQ sequence.

Target Field	Description	Source Field	Transformation Logic
Natural Keys			
SRC_SP_ID	Service Point ID	D1_SP.D1_SP_ID	
Measures			
FACT_CNT	Fact Count		This field is populated with the standard value of '1'.
Degenerate Dimensions			
SP_CONN_STATUS	Service Point Connection Status	CI_LOOKUP_VAL_L.DE SCR_OVRD CI_LOOKUP_VAL_L.DE SCR	This field is populated with the description of the service point's connection status. If the override description is not available, the regular description is extracted.
DEVICE_STATUS	Device Status	CI_LOOKUP_VAL_L.DE SCR_OVRD CI_LOOKUP_VAL_L.DE SCR	This field is populated with the description of the status of the device currently installed on the service point. If the override description is not available, the regular description is extracted.
Foreign Keys			
SP_STATUS_KEY	Service Point Status Dimension Surrogate Key	D1_SP.D1_SP.BUS_OBJ_C D D1_SP.D1_SP.BO_STATU S_CD D1_SP.BO_STATUS_REA SON_CD	This field is populated based on the service point's current status.
IE_STATUS_KEY	Install Event Status Dimension Surrogate Key	D1_INSTALL_EVT.D1_I NSTALL_EVT.BUS_OBJ_ CD D1_INSTALL_EVT.D1_I NSTALL_EVT.BO_STAT US_CD D1_INSTALL_EVT.BO_S TATUS_REASON_CD	This field is populated based on the installation event's current status.
MTR_DEVICE_KEY	Meter Device Dimension Surrogate Key	D1_DVC_CFG.D1_DEVI CE_ID	This field is populated with the device associated with installation event's device configuration.

Target Field	Description	Source Field	Transformation Logic
SPR1_KEY	Service Provider 1 Dimension Surrogate Key	D1_SP_MKT_PARTICIPANT.D1_SPR_CD D1_MKT_FALLBACK_SERVICE_PROVIDER.D1_SPR_CD	This field is populated based on the service point ID associated with the activity. The service provider is retrieved from the service point or from the fallback service provider on the service point's market. The market relationship type used is the first one configured via the extract parameters.
SPR2_KEY	Service Provider 2 Dimension Surrogate Key	D1_SP_MKT_PARTICIPANT.D1_SPR_CD D1_MKT_FALLBACK_SERVICE_PROVIDER.D1_SPR_CD	This field is populated based on the service point ID associated with the activity. The service provider is retrieved from the service point or from the fallback service provider on the service point's market. The market relationship type used is the second configured via the extract parameters.
SP1_KEY	Service Point 1 Dimension Surrogate Key	D1_SP.D1_SP_ID	This field is populated with the service point where the installation event is.
SP2_KEY	Service Point 2 Dimension Surrogate Key	D1_SP_REL.REL_SP_ID	This field is populated based on the parent service point of the installation event's service point.
ADDR_KEY	Address Dimension Surrogate Key	D1_SP.D1_SP_ID	This field is populated based on the installation event's service point.
US1_KEY	Usage Subscription 1 Dimension Surrogate Key	D1_US_SP.US_ID	This field is populated based on the service point associated with the activity. It is populated with the usage subscription linked to the service point, whose usage subscription type's subscription type matches the first subscription type defined on the extract parameters.

Target Field	Description	Source Field	Transformation Logic
US2_KEY	Usage Subscription 2 Dimension Surrogate Key	D1_US_SP.US_ID	This field is populated based on the service point associated with the activity. It is populated with the usage subscription linked to the service point, whose usage subscription type's subscription type matches the second subscription type defined on the extract parameters.
USAGE_GROUP_KEY	Usage Group Dimension Surrogate Key	D1_US_USG_GRP_DLU SG_GRP_CD	This field is populated based on the usage group of the CCB-related usage subscription linked to the service point associated with the activity.
CONTACT_KEY	Contact Dimension Surrogate Key	D1_US_CONTACT.CONT ACT_ID	This field is populated with the primary contact ID of the CCB-related usage subscription linked to the service point associated with the activity.
PER_KEY	Person Dimension Surrogate Key	D1_CONTACT_IDENTIF IER.ID_VALUE	This field is populated based on the External Person ID stored on the service point's contact identifiers.
ACCT_KEY	Account Dimension Surrogate Key	D1_US_IDENTIFIER.ID_ VALUE	This field is populated based on the External Account ID stored on the service point's CCB-related usage subscription's identifiers.
SA_KEY	Service Agreement Dimension Surrogate Key	D1_US_IDENTIFIER.ID_ VALUE	This field is populated based on the External Service Agreement ID stored on the service point's CCB-related usage subscription's identifiers.
PREM_KEY	Person Dimension Surrogate Key	D1_SP_IDENTIFIER.ID_ VALUE	This field is populated based on the External Premise ID stored on the service point's service point's identifiers.
SP_UDD1_KEY	Service Point User Defined Dimension 1 Surrogate Key		
SP_UDD2_KEY	Service Point User Defined Dimension 2 Surrogate Key		
User Defined Attributes			
UDM1	User Defined Measure 1		
UDM2	User Defined Measure 2		

Target Field	Description	Source Field	Transformation Logic
UDM3	User Defined Measure 3		
UDM4	User Defined Measure 4		
UDM5	User Defined Measure 5		
UDM6	User Defined Measure 6		
UDM7	User Defined Measure 7		
UDM8	User Defined Measure 8		
UDM9	User Defined Measure 9		
UDM10	User Defined Measure 10		
UDDGEN1	User Defined Degenerate Dimension 1		
UDDGEN2	User Defined Degenerate Dimension 2		
UDDGEN3	User Defined Degenerate Dimension 3		
UDDGEN4	User Defined Degenerate Dimension 4		
UDDGEN5	User Defined Degenerate Dimension 5		
UDDGENL1	User Defined Long Degenerate Dimension 1		
UDDGENL2	User Defined Long Degenerate Dimension 2		
UDDGENL3	User Defined Long Degenerate Dimension 3		
UDDGENL4	User Defined Long Degenerate Dimension 4		
UDDGENL5	User Defined Long Degenerate Dimension 5		
UDDFK1_KEY	User Defined Dimension Foreign Key 1		
UDDFK2_KEY	User Defined Dimension Foreign Key 2		
UDDFK3_KEY	User Defined Dimension Foreign Key 3		
UDDFK4_KEY	User Defined Dimension Foreign Key 4		
UDDFK5_KEY	User Defined Dimension Foreign Key 5		

Target Field	Description	Source Field	Transformation Logic
Data Load Attributes			
DATA_SOURCE_IND	Data Source Indicator	CI_INSTALLATION.ENV_ID	This field is populated with the DSI value on the source product instance configuration. This table is populated as part of the initial setup and the DSI value is extracted from the environment ID of the source system.
JOB_NBR	Job Number		This field is populated with the ODI job execution session number.

Service Point Snapshot Fact

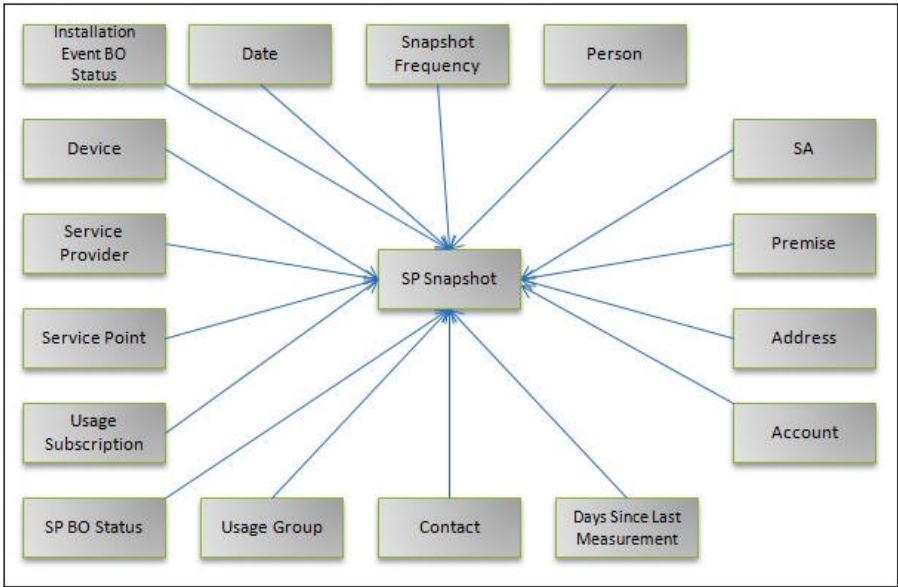
The Service Point Snapshot fact stores periodic snapshot of all service points defined in the Oracle Utilities Meter Data Management system along with important metrics, such as device status, connection status, and measurement indicators.

Taking the Service Point Snapshot fact involves determining how long it has been since a normal measurement was received for the service point. Because of the potential huge volume of measurements, these data are not replicated on to the data warehouse. Instead, a download table for Service Point snapshot is populated in Oracle Utilities Meter Data Management through a specialized batch job. This job is responsible for taking the weekly or monthly service point snapshot, and inserting the results onto the download table. This download table is the one replicated and loaded by the ODI ETL process on to the data warehouse.

Note: There is no transformation logic to populate the target fields in the fact since they directly consume the data from the download table (populated by the batch programs in Oracle Utilities Meter Data Management).

For details about setting up snapshot fact extracts, see the Configuring Oracle Utilities Analytics chapter in the *Oracle Utilities Analytics Administration Guide*.

Entity Relationship Diagram



Properties

Property	Value
Target Table Name	CF_SP_SNAP
Table Type	Fact
Fact Type	Snapshot
Source System Download Table	D1_SP_SNAP_DL
Stage Table Name	STG_CF_SP_SNAP
ODI Package Name	B1_PKG_CF_SP_SNAP

ETL View Name	B1_F_SP_SNAP_VW
Materialized View Name	B1_SP_SNAP_MON_MV1 B1_SP_SNAP_MON_TOPX_MV1
Source Batch Program	D1-SPSNAP-DL

Fields

Target Field	Description	Source Field	Transformation Logic
Surrogate Key			
SP_SNAP_KEY	Service Point Snapshot Key		This field is populated from the OUBI_SP_SEQ sequence.
Natural Keys			
SRC_SP_ID	Service Point ID	D1_SP_SNAP_DL.D1_SP_ID	
SNAP_TYPE_CD	Snapshot Type Code	D1_SP_SNAP_DL.SNAPS_HOT_TYPE_FLG	
Measures			
DEVICE_STATUS	Device Status	D1_SP_SNAP_DL.ONOFF_HIST_DESCR	This field is populated with the status of the device installed at the service point at the time of the snapshot.
SP_CONN_STATUS	Service Point Connection Status	D1_SP_SNAP_DL.SP_SRC_STAT_DESCR	
DAYS_LAST_MSRMT	Days without Measurements	D1_SP_SNAP_DL.DAYS_LAST_NORMAL_MSRMT	<p>This field is populated with the number of days since the last normal measurement was received for the service point.</p> <p>If there are no normal measurements at all, the number of days is calculated based on the start date of the service point's installation event as of the snapshot end date.</p> <p>If there is no installation event linked to the service point, the number of days is '0'.</p>
NVR_REC'D_MSRMT_IND	Never Received Measurements	D1_SP_SNAP_DL.NEVER_RCVD_MSRMT_IND	If the service point never received measurements, this indicator is set to '1'.

Target Field	Description	Source Field	Transformation Logic
Foreign Keys			
DATE_KEY	Date Dimension Surrogate Key	D1_SP_SNAP_DL.SNAPS HOT_DTTM	This field is populated from the Date table based on the snapshot date/time.
SP_STATUS_KEY	Service Point Status Dimension Surrogate Key	D1_SP_SNAP_DL.SP_BU S_OBJ_CD D1_SP_SNAP_DL.SP_BO _STATUS_CD D1_SP_SNAP_DL.SP_BO _STATUS_REASON_CD	This field is populated based on the status of the service point at the end of the snapshot period.
IE_STATUS_KEY	Install Event Status Dimension Surrogate Key	D1_SP_SNAP_DL.IE_BU S_OBJ_CD D1_SP_SNAP_DL.IE_BO _STATUS_CD D1_SP_SNAP_DL.IE_BO _STATUS_REASON_CD	This field is populated based on the status of the installation event at the end of the snapshot period.
MTR_DEVICE_KEY	Meter Device Dimension Surrogate Key	D1_SP_SNAP_DL.D1_DE VICE_ID	This is populated with the device that is installed at the service point at the end of the snapshot period.
SPR1_KEY	Service Provider 1 Dimension Surrogate Key	D1_SP_SNAP_DL.SPR1_ CD	This field is populated based on the service point ID associated with the activity. The service provider is retrieved from the service point or from the fallback service provider on the service point's market. The market relationship type used is the first one configured via the extract parameters.
SPR2_KEY	Service Provider 2 Dimension Surrogate Key	D1_SP_SNAP_DL.SPR2_ CD	This field is populated based on the service point ID associated with the activity. The service provider is retrieved from the service point or from the fallback service provider on the service point's market. The market relationship type used is the second one configured via the extract parameters.
SP1_KEY	Service Point 1 Dimension Surrogate Key	D1_SP_SNAP_DL.D1_SP _ID	This field is populated with the service point where the installation event is.

Target Field	Description	Source Field	Transformation Logic
SP2_KEY	Service Point 2 Dimension Surrogate Key	D1_SP_SNAP_DL.PARE NT_SP_ID	This field is populated based on the parent service point of the installation event's service point.
ADDR_KEY	Address Dimension Surrogate Key	D1_SP_SNAP_DL.ADDR ESS_ID	This field is populated based on the installation event's service point.
US1_KEY	Usage Subscription 1 Dimension Surrogate Key	D1_SP_SNAP_DL.US1_I D	This field is populated based on the service point associated with the activity. It is populated with the usage subscription linked to the service point, whose usage subscription type's subscription type matches the first subscription type defined on the extract parameters.
US2_KEY	Usage Subscription 2 Dimension Surrogate Key	D1_SP_SNAP_DL.US2_I D	This field is populated based on the service point associated with the activity. It is populated with the usage subscription linked to the service point, whose usage subscription type's subscription type matches the second subscription type defined on the extract parameters.
USAGE_GROUP_KEY	Usage Group Dimension Surrogate Key	D1_SP_SNAP_DL.USG_ GRP_C	This field is populated based on the usage group of the CCB-related usage subscription linked to the service point associated with the activity.
CONTACT_KEY	Contact Dimension Surrogate Key	D1_SP_SNAP_DL.CONT ACT_ID	This field is populated with the primary contact ID of the CCB-related usage subscription linked to the service point associated with the activity.
DAYS_LAST_MSRMT_ KEY	Days Since Last Measurement Dimension Surrogate Key	D1_SP_SNAP_DL.DAYS_ LAST_MSRMT_BKT_CD	This field is populated based on the External Person ID stored on the service point's contact identifiers.
PER_KEY	Person Dimension Surrogate Key	D1_SP_SNAP_DL.CIS_E XT_PERSON_ID	This field is populated based on the External Account ID stored on the service point's CCB-related usage subscription's identifiers.

Target Field	Description	Source Field	Transformation Logic
ACCT_KEY	Account Dimension Surrogate Key	D1_SP_SNAP_DL.CIS_E XT_ACCT_ID	This field is populated based on the External Service Agreement ID stored on the service point's CCB-related usage subscription's identifiers.
SA_KEY	Service Agreement Dimension Surrogate Key	D1_SP_SNAP_DL.CIS_E XT_SA_ID	This field is populated based on the External Premise ID stored on the service point's service point's identifiers.
PREM_KEY	Person Dimension Surrogate Key	D1_SP_SNAP_DL.CIS_E XT_PREM_ID	This field is populated from the Premise table based on external premise identifier associated with the service point.
SP_SNAP_UDD1_KEY	SP Snapshot User Defined Dimension 1 Surrogate Key	D1_SP_SNAP_DL.UDD1 _CD	
SP_SNAP_UDD2_KEY	SP Snapshot User Defined Dimension 2 Surrogate Key	D1_SP_SNAP_DL.UDD2 _CD	

User Defined Attributes

UDM1	User Defined Measure 1
UDM2	User Defined Measure 2
UDM3	User Defined Measure 3
UDM4	User Defined Measure 4
UDM5	User Defined Measure 5
UDM6	User Defined Measure 6
UDM7	User Defined Measure 7
UDM8	User Defined Measure 8
UDM9	User Defined Measure 9
UDM10	User Defined Measure 10
UDDGEN1	User Defined Degenerate Dimension 1
UDDGEN2	User Defined Degenerate Dimension 2
UDDGEN3	User Defined Degenerate Dimension 3
UDDGEN4	User Defined Degenerate Dimension 4
UDDGEN5	User Defined Degenerate Dimension 5

Target Field	Description	Source Field	Transformation Logic
UDDGENL1	User Defined Long Degenerate Dimension 1		
UDDGENL2	User Defined Long Degenerate Dimension 2		
UDDGENL3	User Defined Long Degenerate Dimension 3		
UDDGENL4	User Defined Long Degenerate Dimension 4		
UDDGENL5	User Defined Long Degenerate Dimension 5		
UDDFK1_KEY	User Defined Dimension Foreign Key 1		
UDDFK2_KEY	User Defined Dimension Foreign Key 2		
UDDFK3_KEY	User Defined Dimension Foreign Key 3		
UDDFK4_KEY	User Defined Dimension Foreign Key 4		
UDDFK5_KEY	User Defined Dimension Foreign Key 5		
Data Load Attributes			
SNAPSHOT_DT	Snapshot Date	D1_SP_SNAP_DL.SNAPS HOT_DTTM	
DATA_SOURCE_IND	Data Source Indicator	CI_INSTALLATION.ENV _ID	This field is populated with the DSI value on the source product instance configuration. This table is populated as part of the initial setup and the DSI value is extracted from the environment ID of the source system.
JOB_NBR	Job Number		This field is populated with the ODI job execution session number.

Unreported Usage Analysis Snapshot Fact

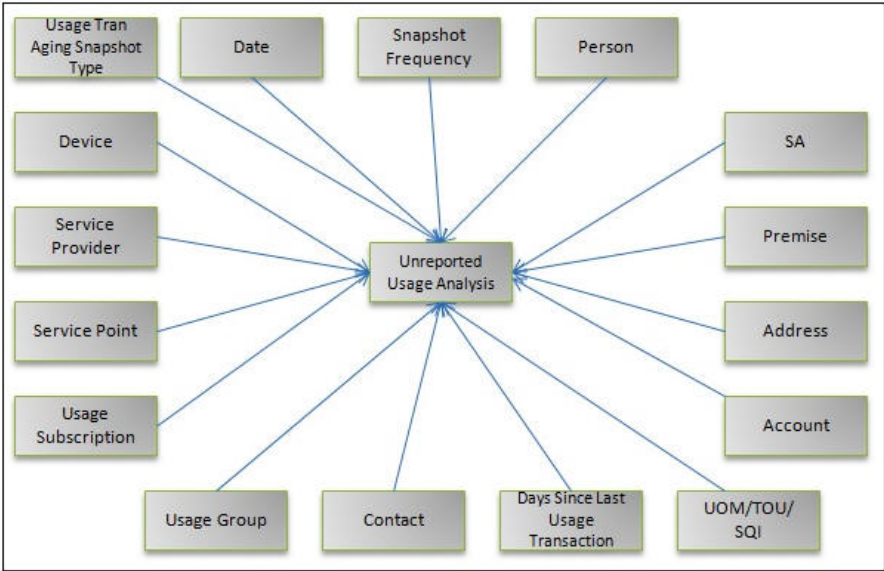
The Unreported Usage Analysis snapshot fact stores the amount of consumption that has taken place since the last usage transaction was sent. The consumption data is captured for all active service points on a periodic basis.

Taking the Unreported Usage Analysis Snapshot involves determining the amount of consumption that has taken place since the most recent usage transaction was sent. Because of the potential huge volume of measurements, the data is not replicated on to the data warehouse. Instead, a download table for the Unreported Usage Analysis Snapshot is populated in Oracle Utilities Meter Data Management through a specialized batch job. This job is responsible for taking the weekly or monthly Unreported Usage Analysis Snapshot, and inserting the results onto the download table. This download table is the one replicated and loaded by the ODI ETL process on to the data warehouse.

Note: There is no transformation logic to populate the target fields in the fact since they directly consume the data from the download table (populated by the batch programs in Oracle Utilities Meter Data Management).

For details about setting up snapshot fact extracts, see the **Configuring Oracle Utilities Analytics** chapter in the *Oracle Utilities Analytics Administration Guide*.

Entity Relationship Diagram



Properties

Property	Value
Target Table Name	CF_SP_UT_AGE
Table Type	Fact
Fact Type	Snapshot
Source System Download Table	D1_SP_UNR_USG_SNAP_DL
Stage Table Name	STG_CF_SP_UT_AGE
ODI Package Name	B1_PKG_CF_SP_UT_AGE

ETL View Name	B1_F_SP_UT_AGE_VW
Materialized View Name	B1_SP_UT_AGE_MON_MV1 B1_SP_UT_AGE_MON_TOPX_MV1
Source Batch Program	D2-SPUT-DL

Fields

Target Field	Description	Source Field	Transformation Logic
Surrogate Key			
SP_UT_AGE_KEY	Unreported Usage Analysis Snapshot Key		This field is populated from the OUBI_SP_UT_AGE_SEQ sequence.
Natural Keys			
SRC_SP_ID	Service Point ID	D1_SP_UNR_USG_SNAP_DL.D1_SP_ID	
SRC_SP_UT_AGE_TYPE_CD	Unreported Usage Aging Type Key	D1_SP_UNR_USG_SNAP_DL.UNR_USG_SNAPSH_OT_TYPE_FLG	
Measures			
FACT_CNT	Count		This field is populated with the standard value of '1'.
CONS_AFT_LAST_UT	Total Quantity	D1_SP_UNR_USG_SNAP_DL.TOT_CONS_SINCE_LAST_UT	This is the total consumption since the last usage transaction was sent.
CONS_AFT_LAST_UT_BUCKET1	Consumption After Last UT - Bucket 1	D1_SP_UNR_USG_SNAP_DL.CONS_SINCE_LAST_UT_BKT1	This is the total consumption, since the last usage transaction was sent, that falls within the first configurable bucket range.
CONS_AFT_LAST_UT_BUCKET1_DESCR	Consumption After Last UT - Bucket 1 Description	D1_SP_UNR_USG_SNAP_DL.CONS_SINCE_LAST_UT_BKT1_DESCR	
CONS_AFT_LAST_UT_BUCKET2	Consumption After Last UT - Bucket 2	D1_SP_UNR_USG_SNAP_DL.CONS_SINCE_LAST_UT_BKT2	This is the total consumption, since the last usage transaction was sent, that falls within the second configurable bucket range.
CONS_AFT_LAST_UT_BUCKET2_DESCR	Consumption After Last UT - Bucket 2 Description	D1_SP_UNR_USG_SNAP_DL.CONS_SINCE_LAST_UT_BKT2_DESCR	
CONS_AFT_LAST_UT_BUCKET3	Consumption After Last UT - Bucket 3	D1_SP_UNR_USG_SNAP_DL.CONS_SINCE_LAST_UT_BKT3	This is the total consumption, since the last usage transaction was sent, that falls within the third configurable bucket range.

Target Field	Description	Source Field	Transformation Logic
CONS_AFT_LAST_UT_BUCKET3_DESCR	Consumption After Last UT - Bucket 3 Description	D1_SP_UNR_USG_SNAP_DL.CONS_SINCE_LAST_UT_BKT3_DESCR	
CONS_AFT_LAST_UT_BUCKET4	Consumption After Last UT - Bucket 4	D1_SP_UNR_USG_SNAP_DL.CONS_SINCE_LAST_UT_BKT4	This is the total consumption, since the last usage transaction was sent, that falls within the last configurable bucket range.
CONS_AFT_LAST_UT_BUCKET4_DESCR	Consumption After Last UT - Bucket 4 Description	D1_SP_UNR_USG_SNAP_DL.CONS_SINCE_LAST_UT_BKT4_DESCR	
DAYS_LAST_UT	Days Since Last Usage Transaction	D1_SP_UNR_USG_SNAP_DL.TOT_DAYS_SINCE_LAST_UT	This is the number of days since the last usage transaction was sent.
Degenerate Dimensions			
SNAP_TYPE_CD	Snapshot Type Code	D1_SP_UNR_USG_SNAP_DL.SNAPSHOT_TYPE_FLG	
Foreign Keys			
DATE_KEY	Date Dimension Surrogate Key	D1_SP_UNR_USG_SNAP_DL.SNAPSHOT_DTTM	
DAYS_LASTUT_TYPE_KEY	Days Since Last UT Type Dimension Surrogate Key	D1_SP_UNR_USG_SNAP_DL.TOT_DAYS_SINCE_LAST_UT_BKT_CD	This field is populated based on the total number of days since last usage transaction bucket code associated with the service point.
SP_UT_AGE_TYPE_KEY	Unreported Usage Aging Type Dimension Surrogate Key	D1_SP_UNR_USG_SNAP_DL.UNR_USG_SNAPSH OT_TYPE_FLG	This field is populated based on the unreported usage snapshot type associated with the service point.
MTR_DEVICE_KEY	Meter Device Dimension Surrogate Key	D1_SP_UNR_USG_SNAP_DL.D1_DEVICE_ID	This field is populated with the device ID based on the unreported usage snapshot type associated with the service point.
SPR1_KEY	Service Provider 1 Dimension Surrogate Key	D1_SP_UNR_USG_SNAP_DL.SPR1_CD	This field is populated based on the service point ID associated with the unreported usage transaction. The service provider is retrieved from the service point or from the fallback service provider on the service point's market. The market relationship type used is the first one configured via the extract parameters.

Target Field	Description	Source Field	Transformation Logic
SPR2_KEY	Service Provider 2 Dimension Surrogate Key	D1_SP_UNR_USG_SNAP _DL.SPR2_CD	This field is populated based on the service point ID associated with the unreported usage transaction. The service provider is retrieved from the service point or from the fallback service provider on the service point's market. The market relationship type used is the second one configured via the extract parameters.
SP1_KEY	Service Point 1 Dimension Surrogate Key	D1_SP_UNR_USG_SNAP _DL.D1_SP_ID	This field is populated based on the service point ID associated with the unreported usage transaction via its related object collection. If there is no service point ID associated, then the service point ID is derived from the device associated with the activity.
SP2_KEY	Service Point 2 Dimension Surrogate Key	D1_SP_UNR_USG_SNAP _DL.PARENT_SP_ID	This field is populated based on the service point ID associated with the unreported usage transaction via its related object collection. If there is no service point ID associated, then the service point ID is derived from the device associated with the activity.
ADDR_KEY	Address Dimension Surrogate Key	D1_SP_UNR_USG_SNAP _DL.ADDRESS_ID	This field is populated based on the service point ID associated with the unreported usage transaction.
US_KEY	Usage Subscription Dimension Surrogate Key	D1_SP_UNR_USG_SNAP _DL.US_ID	This field is populated based on the service point associated with the unreported usage transaction. It is populated with the usage subscription linked to the service point, whose usage subscription type's subscription type matches the first subscription type defined on the extract parameters.

Target Field	Description	Source Field	Transformation Logic
USAGE_GROUP_KEY	Usage Group Dimension Surrogate Key	D1_SP_UNR_USG_SNAP _DL.USG_GRP_CD	This field is populated based on the usage group of the CCB-related usage subscription linked to the service point associated with the unreported usage.
CONTACT_KEY	Contact Dimension Surrogate Key	D1_SP_UNR_USG_SNAP _DL.CONTACT_ID	This field is populated with the primary contact ID of the CCB-related usage subscription linked to the service point associated with the unreported usage.
UOM_TOU_SQI_KEY	UOM/TOU/SQI Dimension Surrogate Key	D1_SP_UNR_USG_SNAP _DL.D1_UOM_CD D1_SP_UNR_USG_SNAP _DL.D1_TOU_CD D1_SP_UNR_USG_SNAP _DL.D1_SQI_CD	This field is populated based on the UOM/TOU/SQI used for identifying the source measuring component and value identifier that is used to calculate the unbilled consumption.
PER_KEY	Person Dimension Surrogate Key	D1_SP_UNR_USG_SNAP _DL.CIS_EXT_PERSON_ID	This field is populated based on the External Person ID stored on the activity's contact identifiers.
ACCT_KEY	Account Dimension Surrogate Key	D1_SP_UNR_USG_SNAP _DL.CIS_EXT_ACCT_ID	This field is populated based on the External Account ID stored on the activity's CCB-related usage subscription's identifiers.
SA_KEY	Service Agreement Dimension Surrogate Key	D1_SP_UNR_USG_SNAP _DL.CIS_EXT_SA_ID	This field is populated based on the External Service Agreement ID stored on the activity's CCB-related usage subscription's identifiers.
PREM_KEY	Premise Dimension Surrogate Key	D1_SP_UNR_USG_SNAP _DL.CIS_EXT_PREM_ID	This field is populated based on the External Premise ID stored on the activity's service point's identifiers.
SP_UT_AGE_UDD1_KEY	Unreported Usage Analysis User Defined Dimension 1 Surrogate Key	D1_SP_UNR_USG_SNAP _DL.UDD1_CD	
SP_UT_AGE_UDD2_KEY	Unreported Usage Analysis User Defined Dimension 2 Surrogate Key	D1_SP_UNR_USG_SNAP _D.UDD2_CD	
User Defined Attributes			
UDM1	User Defined Measure 1	D1_SP_UNR_USG_SNAP _DL.D1_UDM1	

Target Field	Description	Source Field	Transformation Logic
UDM2	User Defined Measure 2	D1_SP_UNR_USG_SNAP_DL.D1_UDM2	
UDM3	User Defined Measure 3	D1_SP_UNR_USG_SNAP_DL.D1_UDM3	
UDM4	User Defined Measure 4	D1_SP_UNR_USG_SNAP_DL.D1_UDM4	
UDM5	User Defined Measure 5	D1_SP_UNR_USG_SNAP_DL.D1_UDM5	
UDM6	User Defined Measure 6	D1_SP_UNR_USG_SNAP_DL.D1_UDM6	
UDM7	User Defined Measure 7	D1_SP_UNR_USG_SNAP_DL.D1_UDM7	
UDM8	User Defined Measure 8	D1_SP_UNR_USG_SNAP_DL.D1_UDM8	
UDM9	User Defined Measure 9	D1_SP_UNR_USG_SNAP_DL.D1_UDM9	
UDM10	User Defined Measure 10	D1_SP_UNR_USG_SNAP_DL.D1_UDM10	
UDDGEN1	User Defined Degenerate Dimension 1	D1_SP_UNR_USG_SNAP_DL.D1_UDDGEN1	
UDDGEN2	User Defined Degenerate Dimension 2	D1_SP_UNR_USG_SNAP_DL.D1_UDDGEN2	
UDDGEN3	User Defined Degenerate Dimension 3	D1_SP_UNR_USG_SNAP_DL.D1_UDDGEN3	
UDDGEN4	User Defined Degenerate Dimension 4	D1_SP_UNR_USG_SNAP_DL.D1_UDDGEN4	
UDDGEN5	User Defined Degenerate Dimension 5	D1_SP_UNR_USG_SNAP_DL.D1_UDDGEN5	
UDDGENL1	User Defined Long Degenerate Dimension 1	D1_SP_UNR_USG_SNAP_DL.UDDGENLONG1	
UDDGENL2	User Defined Long Degenerate Dimension 2	D1_SP_UNR_USG_SNAP_DL.UDDGENLONG2	
UDDGENL3	User Defined Long Degenerate Dimension 3	D1_SP_UNR_USG_SNAP_DL.UDDGENLONG3	
UDDGENL4	User Defined Long Degenerate Dimension 4	D1_SP_UNR_USG_SNAP_DL.UDDGENLONG4	
UDDGENL5	User Defined Long Degenerate Dimension 5	D1_SP_UNR_USG_SNAP_DL.UDDGENLONG5	
UDDFK1_KEY	User Defined Dimension Foreign Key 1	D1_SP_UNR_USG_SNAP_DL.D1_UDDFK1	

Target Field	Description	Source Field	Transformation Logic
UDDFK2_KEY	User Defined Dimension Foreign Key 2	D1_SP_UNR_USG_SNAP_DL.D1_UDDFK2	
UDDFK3_KEY	User Defined Dimension Foreign Key 3	D1_SP_UNR_USG_SNAP_DL.D1_UDDFK3	
UDDFK4_KEY	User Defined Dimension Foreign Key 4	D1_SP_UNR_USG_SNAP_DL.D1_UDDFK4	
UDDFK5_KEY	User Defined Dimension Foreign Key 5	D1_SP_UNR_USG_SNAP_DL.D1_UDDFK5	
Data Load Attributes			
SNAPSHOT_DT	Snapshot Date	D1_SP_UNR_USG_SNAP_DL.SNAPSHOT_DTTM	
DATA_SOURCE_IND	Data Source Indicator	CI_INSTALLATION.ENV_ID	This field is populated with the DSI value on the source product instance configuration. This table is populated as part of the initial setup and the DSI value is extracted from the environment ID of the source system.
JOB_NBR	Job Number		This field is populated with the ODI job execution session number.

Usage Snapshot Fact

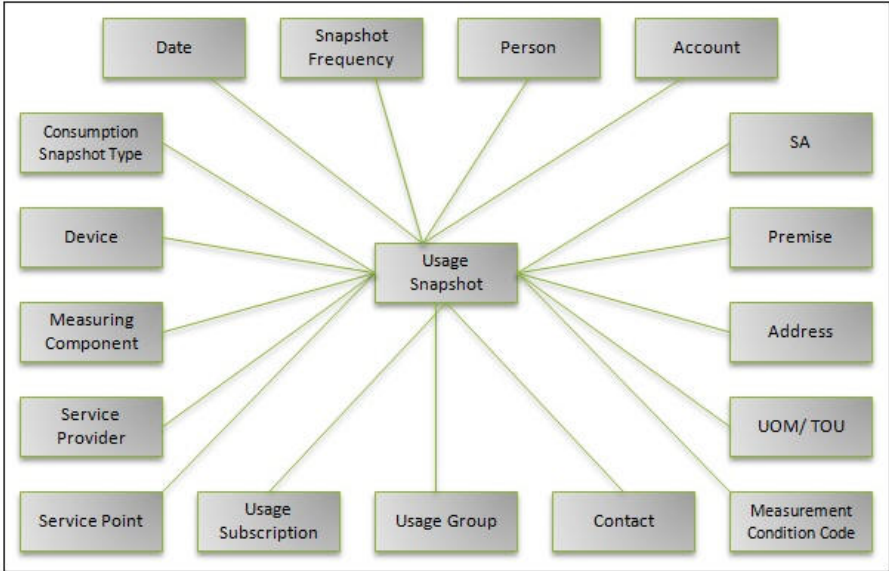
The Usage Snapshot fact stores the summarized consumption details, such as total usage and number of measurements. The data is stored for every active service point in the system on a periodical basis. Once a month (or once a week), a TOU map is applied to every active service point’s consumption; every resultant TOU, measurement condition and quantity results in a row on the Usage Snapshot fact.

Taking the Usage snapshot involves transforming the consumption by applying a few core Oracle Meter Data Management functionalities, such as converting scalar consumption to intervals, axis conversion and TOU-mapping. These functionalities cannot be replicated in ODI. Instead, a download table for the Usage Snapshot is populated in Oracle Utilities Meter Data Management through a specialized batch job. This job is responsible for taking the weekly or monthly Usage Snapshot, and inserting the results onto the download table. This download table is the one replicated and loaded by the ODI ETL process on to the data warehouse

Note: There is no transformation logic to populate the target fields in the fact since they directly consume the data from the download table (populated by the batch programs in Oracle Utilities Meter Data Management).

For details about setting up snapshot fact extracts, see the **Configuring Oracle Utilities Analytics** chapter in the *Oracle Utilities Analytics Administration Guide*.

Entity Relationship Diagram



Properties

Property	Value
Target Table Name	CF_CONSUMPTION
Table Type	Fact
Fact Type	Snapshot
Source System Download Table	D1_SP_USG_SNAP_DL
Stage Table Name	STG_CF_CONSUMPTION

ODI Package Name	B1_PKG_CF_CONSUMPTION
ETL View Name	B1_F_CONSUMPTION_VW
Materialized View Name	B1_CONSUMPTION_MON_MV1 B1_CONSUMPTION_MON_TOPX_MV1
Source Batch Program	D2-SP-USG-DL

Fields

Target Field	Description	Source Field	Transformation Logic
Surrogate Key			
CONSUMPTION_KEY	Consumption Dimension Surrogate Key		This field is populated from the OUBI_CONSUMPTION_SEQ sequence.
Natural Keys			
SRC_SP_ID	Service Point ID	D1_SP_USG_SNAP_DL. D1_SP_ID	
SRC_MC_ID	Measuring Component ID	D1_SP_USG_SNAP_DL. MEASR_COMP_ID	
SRC_CONS_SNAPSHOT_TYPE_CD	Usage Snapshot Type	D1_SP_USG_SNAP_DL.U SG_SNAPSHOT_TYPE_FLG	
SRC_TOU_CD	TOU Code	D1_SP_USG_SNAP_DL. D1_TOU_CD	
SRC_MSRMT_COND_CD	Measurement Condition Code	D1_SP_USG_SNAP_DL. MSRMT_COND_FLG	
SNAP_TYPE_CD	Snapshot Type Code	D1_SP_USG_SNAP_DL.S NAPSHOT_TYPE_FLG	
Measures			
QUANTITY	Quantity	D1_SP_USG_SNAP_DL. MSRMT_VAL	
NUM_MSRMT	Number of Measurements	D1_SP_USG_SNAP_DL. NBR_OF_MSRMTS	This field is populated with the number of measurements included in the summarized consumption of the service point.
NUM_MIN	Number of Minutes	D1_SP_USG_SNAP_DL. NBR_OF_MINS	This field is populated with the number of minutes per measurement.
FACT_CNT	Fact Count		This field is populated with the standard value of '1'.

Target Field	Description	Source Field	Transformation Logic
Foreign Keys			
DATE_KEY	Date Dimension Surrogate Key	D1_SP_USG_SNAP_DL.S NAPSHOT_DTTM	This field is populated based on the snapshot date/time.
CONS_SNAPSHOT_TYPE_KEY	Consumption Snapshot Type Dimension Surrogate Key	D1_SP_USG_SNAP_DL.U SG_SNAPSHOT_TYPE_FLG	This field is populated from the Consumption Snapshot Type table based on the usage subscription type associated with the usage subscription.
MC_KEY	Measuring Component Dimension Surrogate Key	D1_SP_USG_SNAP_DL. MEASR_COMP_ID	This field is populated based on the Measuring Component ID associated with the usage subscription via its related object collection.
SPR1_KEY	Service Provider 1 Dimension Surrogate Key	D1_SP_USG_SNAP_DL.S PR1_CD	This field is populated based on the service point ID associated with the usage subscription. The service provider is retrieved from the service point or from the fallback service provider on the service point's market. The market relationship type used is the first one configured via the extract parameters.
SPR2_KEY	Service Provider 2 Dimension Surrogate Key	D1_SP_USG_SNAP_DL.S PR2_CD	This field is populated based on the service point ID associated with the usage subscription. The service provider is retrieved from the service point or from the fallback service provider on the service point's market. The market relationship type used is the second one configured via the extract parameters.
SP1_KEY	Service Point 1 Dimension Surrogate Key	D1_SP_USG_SNAP_DL. D1_SP_ID	This field is populated based on the service point ID associated with the usage subscription via its related object collection. If there is no service point ID associated with the activity, then the service point ID is derived from the device associated with the activity.

Target Field	Description	Source Field	Transformation Logic
SP2_KEY	Service Point 2 Dimension Surrogate Key	D1_SP_USG_SNAP_DL.P ARENT_SP_ID	<p>This field is populated based on the service point ID associated with the usage subscription via its related object collection.</p> <p>If there is no service point ID associated with the activity, then the service point ID is derived from the device associated with the activity.</p>
MTR_DEVICE_KEY	Meter Device Dimension Surrogate Key	D1_SP_USG_SNAP_DL. D1_DEVICE_ID	<p>This field is populated based on the device ID associated with the usage subscription via its related object collection.</p> <p>If there is no device ID associated with the usage subscription, then the device ID is derived from the measuring component or service point associated with the usage subscription.</p>
ADDR_KEY	Address Dimension Surrogate Key	D1_SP_USG_SNAP_DL.A DDRESS_ID	<p>This field is populated based on the service point ID associated with the usage subscription.</p>
US1_KEY	Usage Subscription 1 Dimension Surrogate Key	D1_SP_USG_SNAP_DL.U S1_ID	<p>This field is populated based on the service point associated with the usage subscription. It is populated with the usage subscription linked to the service point, whose usage subscription type's subscription type matches the first subscription type defined on the extract parameters.</p>
US2_KEY	Usage Subscription 2 Dimension Surrogate Key	D1_SP_USG_SNAP_DL.U S2_ID	<p>This field is populated based on the service point associated with the usage subscription. It is populated with the usage subscription linked to the service point, whose usage subscription type's subscription type matches the second subscription type defined on the extract parameters.</p>

Target Field	Description	Source Field	Transformation Logic
USAGE_GROUP_KEY	Usage Group Dimension Surrogate Key	D1_SP_USG_SNAP_DL.U SG_GRP_CD	This field is populated based on the usage group of the CCB-related usage subscription linked to the service point associated with the usage subscription.
CONTACT_KEY	Contact Dimension Surrogate Key	D1_SP_USG_SNAP_DL.C ONTACT_ID	This field is populated with the primary contact ID of the CCB-related usage subscription linked to the service point associated with the usage subscription.
MSRMT_COND_KEY	Measurement Condition Dimension Surrogate Key	D1_SP_USG_SNAP_DL. MSRMT_COND_FLG	This field is populated with the measurement condition associated with the current usage subscription.
UOM_TOU_KEY	UOM TOU Dimension Surrogate Key	D1_SP_USG_SNAP_DL. D1_UOM_CD D1_SP_USG_SNAP_DL. D1_TOU_CD	This field is populated based on the UOM code and TOU code associated with the usage subscription.
PER_KEY	Person Dimension Surrogate Key	D1_SP_USG_SNAP_DL.C IS_EXT_PERSON_ID	This field is populated based on the external person ID stored on the activity's contact identifiers.
ACCT_KEY	Account Dimension Surrogate Key	D1_SP_USG_SNAP_DL.C IS_EXT_ACCT_ID	This field is populated based on the external account ID stored on the activity's CCB-related usage subscription's identifiers.
SA_KEY	Service Agreement Dimension Surrogate Key	D1_SP_USG_SNAP_DL.C IS_EXT_SA_ID	This field is populated based on the external service agreement ID stored on the activity's CCB-related usage subscription's identifiers.
PREM_KEY	Premise Dimension Surrogate Key	D1_SP_USG_SNAP_DL.C IS_EXT_PREM_ID	This field is populated based on the external premise ID stored on the activity's service point's identifiers.
CONSUMPTION_UDD1_KEY	Consumption User Defined Dimension 1 Surrogate Key	D1_SP_USG_SNAP_DL.U DD1_CD	
CONSUMPTION_UDD2_KEY	Consumption User Defined Dimension 2 Surrogate Key	D1_SP_USG_SNAP_DL.U DD2_CD	
User Defined Attributes			
UDM1	User Defined Measure 1	D1_SP_USG_SNAP_DL. D1_UDM1	

Target Field	Description	Source Field	Transformation Logic
UDM2	User Defined Measure 2	D1_SP_USG_SNAP_DL. D1_UDM2	
UDM3	User Defined Measure 3	D1_SP_USG_SNAP_DL. D1_UDM3	
UDM4	User Defined Measure 4	D1_SP_USG_SNAP_DL. D1_UDM4	
UDM5	User Defined Measure 5	D1_SP_USG_SNAP_DL. D1_UDM5	
UDM6	User Defined Measure 6	D1_SP_USG_SNAP_DL. D1_UDM6	
UDM7	User Defined Measure 7	D1_SP_USG_SNAP_DL. D1_UDM7	
UDM8	User Defined Measure 8	D1_SP_USG_SNAP_DL. D1_UDM8	
UDM9	User Defined Measure 9	D1_SP_USG_SNAP_DL. D1_UDM9	
UDM10	User Defined Measure 10	D1_SP_USG_SNAP_DL. D1_UDM10	
UDDGEN1	User Defined Degenerate Dimension 1	D1_SP_USG_SNAP_DL. D1_UDDGEN1	
UDDGEN2	User Defined Degenerate Dimension 2	D1_SP_USG_SNAP_DL. D1_UDDGEN2	
UDDGEN3	User Defined Degenerate Dimension 3	D1_SP_USG_SNAP_DL. D1_UDDGEN3	
UDDGEN4	User Defined Degenerate Dimension 4	D1_SP_USG_SNAP_DL. D1_UDDGEN4	
UDDGEN5	User Defined Degenerate Dimension 5	D1_SP_USG_SNAP_DL. D1_UDDGEN5	
UDDGENL1	User Defined Long Degenerate Dimension 1	D1_SP_USG_SNAP_DL. UDDGENLONG1	
UDDGENL2	User Defined Long Degenerate Dimension 2	D1_SP_USG_SNAP_DL. UDDGENLONG2	
UDDGENL3	User Defined Long Degenerate Dimension 3	D1_SP_USG_SNAP_DL. UDDGENLONG3	
UDDGENL4	User Defined Long Degenerate Dimension 4	D1_SP_USG_SNAP_DL. UDDGENLONG4	
UDDGENL5	User Defined Long Degenerate Dimension 5	D1_SP_USG_SNAP_DL. UDDGENLONG5	
UDDFK1_KEY	User Defined Dimension Foreign Key 1	D1_SP_USG_SNAP_DL. D1_UDDFK1	

Target Field	Description	Source Field	Transformation Logic
UDDFK2_KEY	User Defined Dimension Foreign Key 2	D1_SP_USG_SNAP_DL. D1_UDDFK2	
UDDFK3_KEY	User Defined Dimension Foreign Key 3	D1_SP_USG_SNAP_DL. D1_UDDFK3	
UDDFK4_KEY	User Defined Dimension Foreign Key 4	D1_SP_USG_SNAP_DL. D1_UDDFK4	
UDDFK5_KEY	User Defined Dimension Foreign Key 5	D1_SP_USG_SNAP_DL. D1_UDDFK5	
Data Load Attributes			
SNAPSHOT_DT	Snapshot Date	D1_SP_USG_SNAP_DL. SNAPSHOT_DTTM	
DATA_SOURCE_IND	Data Source Indicator	CI_INSTALLATION. ENV_ID	This field is populated with the DSI value on the source product instance configuration. This table is populated as part of the initial setup and the DSI value is extracted from the environment ID of the source system.
JOB_NBR	Job Number		This field is populated with the ODI job execution session number.

VEE Exception Snapshot Fact

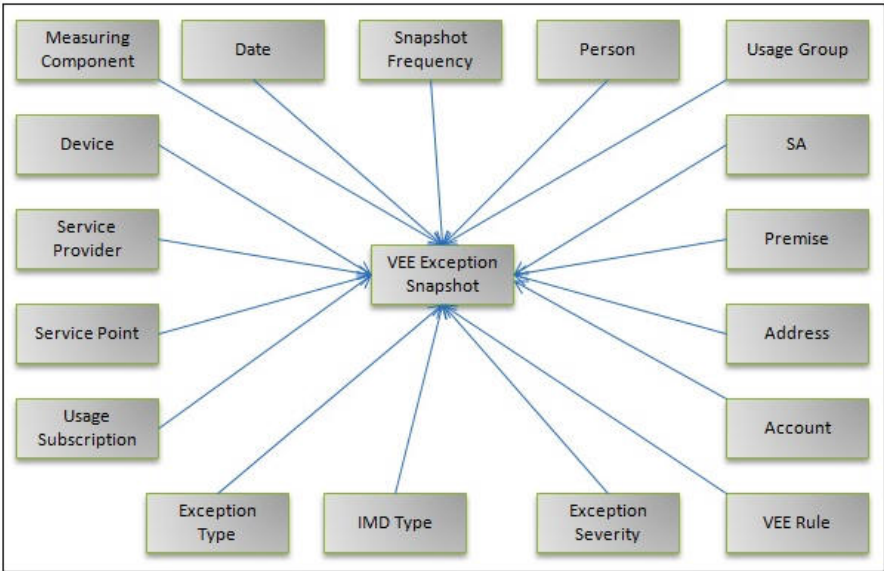
The VEE Exception Snapshot fact stores the details of the exceptions encountered during VEE processing of the initial measurement data. It captures metrics, such as number of IMDs that result into exceptions, as well as those that do not result into any exception. The data is stored periodically.

Taking the VEE Exception snapshot involves determining the number of IMDs with and without exceptions. For IMDS with exceptions, we further subdivide the counts by exception type, IMD type, severity, VEE group and rules. Due to this complicated logic that looks at the presence and absence of data, as well as the volume of IMDs, these data are not replicated on the data warehouse. Instead, a download table for the VEE Exception Snapshot is populated in Oracle Utilities Meter Data Management through a specialized batch job. This job is responsible for taking the weekly or monthly VEE Exception Snapshot, and inserting the results onto the download table. This download table is the one replicated and loaded by the ODI ETL process on to the data warehouse

Note: There is no transformation logic to populate the target fields in the fact since they directly consume the data from the download table (populated by the batch programs in Oracle Utilities Meter Data Management).

For details about setting up snapshot fact extracts, see the **Configuring Oracle Utilities Analytics** chapter in the *Oracle Utilities Analytics Administration Guide*.

Entity Relationship Diagram



Properties

Property	Value
Target Table Name	CF_VEE_EXCP
Table Type	Fact
Fact Type	Snapshot
Source System Download Table	D1_SP_VEE_EXCP_SNAP_DL
Stage Table Name	STG_CF_VEE_EXCP

ODI Package Name	B1_PKG_CF_VEE_EXCP
ETL View Name	B1_F_VEE_EXCP_VW
Materialized View Name	B1_VEE_EXCP_MON_MV1 B1_VEE_EXCP_TOPX_MON_MV1
Source Batch Program	D2-SPVEE-DL

Fields

Target Field	Description	Source Field	Transformation Logic
Surrogate Key			
VEE_EXCP_KEY	VEE Exception Key		This field is populated from the OUBI_VEE_EXCP_SEQ sequence.
Natural Keys			
SRC_SP_ID	Service Point ID	D1_SP_VEE_EXCP_SNA P_DL.D1_SP_ID	
SRC_MC_ID	Measuring Component ID	D1_SP_VEE_EXCP_SNA P_DL.MEASR_COMP_ID	
SRC_EXCP_TYPE_CD	Exception Type Code	D1_SP_VEE_EXCP_SNA P_DL.EXCP_TYPE_CD	This field populates the source column from the download table. If the source column is not found in the download table, then the field is populated with '***'.
SRC_IMD_TYPE_CD	IMD Type Code	D1_SP_VEE_EXCP_SNA P_DL.D1_IMD_TYPE_FLG	This field populates the source column from the download table. If the source column is not found in the download table, then the field is populated with '***'.
SRC_EXCP_SEV_CD	Exception Severity Code	D1_SP_VEE_EXCP_SNA P_DL.EXCP_SEVERITY_FLG	This field populates the source column from the download table. If the source column is not found in the download table, then the field is populated with '***'.
SRC_VEE_GRP_CD	VEE Group Code	D1_SP_VEE_EXCP_SNA P_DL.VEE_GRP_CD	This field populates the source column from the download table. If the source column is not found in the download table, then the field is populated with '***'.

Target Field	Description	Source Field	Transformation Logic
SRC_VEE_RULE_CD	VEE Rule Code	D1_SP_VEE_EXCP_SNA P_DL.VEE_RULE_CD	This field populates the source column from the download table. If the source column is not found in the download table, then the field is populated with '***'.
SNAP_TYPE_CD	Snapshot Type Code	D1_SP_VEE_EXCP_SNA P_DL.SNAPSHOT_TYPE _FLG	
Measures			
FACT_CNT	Count		This field is populated with the standard value of '1'.
IMD_COUNT_NO_EXCP	IMD Count without Exceptions	D1_SP_VEE_EXCP_SNA P_DL.NBR_IMDS_WITH _NO_EXCP	This field is the count of IMDs without exceptions, populated on the summary row.
IMD_COUNT_DISTINCT	IMD Count with at Least One Exception	D1_SP_VEE_EXCP_SNA P_DL.NBR_OF_IMDS_M IN_ONE_EXCP	This field is the number of IMDs that has at least one exception, only populated on the summary row.
IMD_COUNT	IMD Count	D1_SP_VEE_EXCP_SNA P_DL.NBR_IMDS_WITH _EXCP	This field is number of IMDs with exception for the exception type, severity, IMD type and VEE group/rule combination.
Foreign Keys			
DATE_KEY	Date Dimension Surrogate Key	D1_SP_VEE_EXCP_SNA P_DL.SNAPSHOT_DTT M	This field is populated based on the snapshot date/time.
MTR_DEVICE_KEY	Meter Device Dimension Surrogate Key	D1_SP_VEE_EXCP_SNA P_DL.D1_DEVICE_ID	This field is populated based on the device ID associated with the VEE exception via its related object collection. If there is no device ID associated with the exception, then the device ID is derived from the measuring component or service point associated with the activity.
MC_KEY	Measuring Component Dimension Surrogate Key	D1_SP_VEE_EXCP_SNA P_DL.MEASR_COMP_ID	This field is populated based on the measuring component ID associated with the VEE exception via its related object collection.

Target Field	Description	Source Field	Transformation Logic
SPR1_KEY	Service Provider 1 Dimension Surrogate Key	D1_SP_VEE_EXCP_SNA P_DL.SPR1_CD	This field is populated based on the service point ID associated with the VEE exception. The service provider is retrieved from the service point or from the fallback service provider on the service point's market. The market relationship type used is the first one configured via the extract parameters.
SPR2_KEY	Service Provider 2 Dimension Surrogate Key	D1_SP_VEE_EXCP_SNA P_DL.SPR2_CD	This field is populated based on the service point ID associated with the VEE exception. The service provider is retrieved from the service point or from the fallback service provider on the service point's market. The market relationship type used is the second one configured via the extract parameters.
SP1_KEY	Service Point 1 Dimension Surrogate Key	D1_SP_VEE_EXCP_SNA P_DL.D1_SP_ID	This field is populated based on the service point ID associated with the VEE exception via its related object collection. If there is no service point ID associated with the exception, then the service point ID is derived from the device associated with the activity.
SP2_KEY	Service Point 2 Dimension Surrogate Key	D1_SP_VEE_EXCP_SNA P_DL.PARENT_SP_ID	This field is populated based on the service point ID associated with the VEE exception via its related object collection. If there is no service point ID associated with the exception, then the service point ID is derived from the device associated with the activity.
ADDR_KEY	Address Dimension Surrogate Key	D1_SP_VEE_EXCP_SNA P_DL.ADDRESS_ID	This field is populated based on the service point ID associated with the VEE exception.

Target Field	Description	Source Field	Transformation Logic
US1_KEY	Usage Subscription 1 Dimension Surrogate Key	D1_SP_VEE_EXCP_SNA P_DL.US1_ID	This field is populated based on the service point associated with the VEE exception. It is populated with the usage subscription linked to the service point, whose usage subscription type's subscription type matches the first subscription type defined on the extract parameters.
US2_KEY	Usage Subscription 2 Dimension Surrogate Key	D1_SP_VEE_EXCP_SNA P_DL.US2_ID	This field is populated based on the service point associated with the VEE exception. It is populated with the usage subscription linked to the service point, whose usage subscription type's subscription type matches the second subscription type defined on the extract parameters.
USAGE_GROUP_KEY	Usage Group Dimension Surrogate Key	D1_SP_VEE_EXCP_SNA P_DL.USG_GRP_CD	This field is populated based on the usage group of the CCB-related usage subscription linked to the service point associated with the VEE exception.
CONTACT_KEY	Contact Dimension Surrogate Key	D1_SP_VEE_EXCP_SNA P_DL.CONTACT_ID	This field is populated with the primary contact ID of the CCB-related usage subscription linked to the service point associated with the VEE exception.
EXCP_TYPE_KEY	Exception Type Dimension Surrogate Key	D1_SP_VEE_EXCP_SNA P_DL.EXCP_TYPE_CD	This field is populated based on the exception type code associated with the VEE exception.
IMD_TYPE_KEY	IMD Type Dimension Surrogate Key	D1_SP_VEE_EXCP_SNA P_DL.D1_IMD_TYPE_FLG	This field is populated based on the IMD type code associated with the VEE exception.
EXCP_SEV_KEY	Exception Severity Dimension Surrogate Key	D1_SP_VEE_EXCP_SNA P_DL.EXCP_SEVERITY_FLG	This field is populated based on the exception severity code associated with the service point.
VEE_RULE_KEY	VEE Rule Dimension Surrogate Key	D1_SP_VEE_EXCP_SNA P_DL.VEE_RULE_CD D1_SP_VEE_EXCP_SNA P_DL.VEE_GRP_CD	This field is populated based on the exception rule code associated with the service point.

Target Field	Description	Source Field	Transformation Logic
PER_KEY	Person Dimension Surrogate Key	D1_SP_VEE_EXCP_SNA P_DL.CIS_EXT_PERSON _ID	This field is populated based on the external person ID stored on the exception's contact identifiers.
ACCT_KEY	Account Dimension Surrogate Key	D1_SP_VEE_EXCP_SNA P_DL.CIS_EXT_ACCT_I D	This field is populated based on the external account ID stored on the exception's CCB-related usage subscription's identifiers.
SA_KEY	Service Agreement Dimension Surrogate Key	D1_SP_VEE_EXCP_SNA P_DL.CIS_EXT_SA_ID	This field is populated based on the external service agreement ID stored on the exception's CCB-related usage subscription's identifiers.
PREM_KEY	Premise Dimension Surrogate Key	D1_SP_VEE_EXCP_SNA P_DL.CIS_EXT_PREM_I D	This field is populated based on the external premise ID stored on the exception's service point's identifiers.
VEE_EXCP_UDD1_KEY	VEE Exception User Defined Dimension 1 Surrogate Key	D1_SP_VEE_EXCP_SNA P_DL.UDD1_CD	
VEE_EXCP_UDD2_KEY	VEE Exception User Defined Dimension 2 Surrogate Key	D1_SP_VEE_EXCP_SNA P_DL.UDD2_CD	
User Defined Attributes			
UDM1	User Defined Measure 1	D1_SP_VEE_EXCP_SNA P_DL.D1_UDM1	
UDM2	User Defined Measure 2	D1_SP_VEE_EXCP_SNA P_DL.D1_UDM2	
UDM3	User Defined Measure 3	D1_SP_VEE_EXCP_SNA P_DL.D1_UDM3	
UDM4	User Defined Measure 4	D1_SP_VEE_EXCP_SNA P_DL.D1_UDM4	
UDM5	User Defined Measure 5	D1_SP_VEE_EXCP_SNA P_DL.D1_UDM5	
UDM6	User Defined Measure 6	D1_SP_VEE_EXCP_SNA P_DL.D1_UDM6	
UDM7	User Defined Measure 7	D1_SP_VEE_EXCP_SNA P_DL.D1_UDM7	
UDM8	User Defined Measure 8	D1_SP_VEE_EXCP_SNA P_DL.D1_UDM8	
UDM9	User Defined Measure 9	D1_SP_VEE_EXCP_SNA P_DL.D1_UDM9	

Target Field	Description	Source Field	Transformation Logic
UDM10	User Defined Measure 10	D1_SP_VEE_EXCP_SNA P_DL.D1_UDM10	
UDDGEN1	User Defined Degenerate Dimension 1	D1_SP_VEE_EXCP_SNA P_DL.D1_UDDGEN1	
UDDGEN2	User Defined Degenerate Dimension 2	D1_SP_VEE_EXCP_SNA P_DL.D1_UDDGEN2	
UDDGEN3	User Defined Degenerate Dimension 3	D1_SP_VEE_EXCP_SNA P_DL.D1_UDDGEN3	
UDDGEN4	User Defined Degenerate Dimension 4	D1_SP_VEE_EXCP_SNA P_DL.D1_UDDGEN4	
UDDGEN5	User Defined Degenerate Dimension 5	D1_SP_VEE_EXCP_SNA P_DL.D1_UDDGEN5	
UDDGENL1	User Defined Long Degenerate Dimension 1	D1_SP_VEE_EXCP_SNA P_DLUDDGENLONG1	
UDDGENL2	User Defined Long Degenerate Dimension 2	D1_SP_VEE_EXCP_SNA P_DLUDDGENLONG2	
UDDGENL3	User Defined Long Degenerate Dimension 3	D1_SP_VEE_EXCP_SNA P_DLUDDGENLONG3	
UDDGENL4	User Defined Long Degenerate Dimension 4	D1_SP_VEE_EXCP_SNA P_DLUDDGENLONG4	
UDDGENL5	User Defined Long Degenerate Dimension 5	D1_SP_VEE_EXCP_SNA P_DLUDDGENLONG5	
UDDFK1_KEY	User Defined Dimension Foreign Key 1	D1_SP_VEE_EXCP_SNA P_DL.D1_UDDFK1	
UDDFK2_KEY	User Defined Dimension Foreign Key 2	D1_SP_VEE_EXCP_SNA P_DL.D1_UDDFK2	
UDDFK3_KEY	User Defined Dimension Foreign Key 3	D1_SP_VEE_EXCP_SNA P_DL.D1_UDDFK3	
UDDFK4_KEY	User Defined Dimension Foreign Key 4	D1_SP_VEE_EXCP_SNA P_DL.D1_UDDFK4	
UDDFK5_KEY	User Defined Dimension Foreign Key 5	D1_SP_VEE_EXCP_SNA P_DL.D1_UDDFK5	
Data Load Attributes			
SNAPSHOT_DT	Snapshot Date	D1_SP_VEE_EXCP_SNA P_DL.SNAPSHOT_DTT M	

Target Field	Description	Source Field	Transformation Logic
DATA_SOURCE_IND	Data Source Indicator	CI_INSTALLATION.ENV_ID	This field is populated with the DSI value on the source product instance configuration. This table is populated as part of the initial setup and the DSI value is extracted from the environment ID of the source system.
JOB_NBR	Job Number		This field is populated with the ODI job execution session number.

MDM Objects Referenced in Oracle Utilities Extractors and Schema

This section provides details about the pseudo star schemas that are based on objects available in the Oracle Utilities Meter Data Management (MDM) application.

These star schemas are not based out of tables residing in the BI data warehouse, but are sourced out of specially designed materialized views residing directly in the Oracle Utilities Meter Data Management database.

Oracle Utilities Meter Data Management supports a type of aggregation that calculates the totals of measurements, by interval, for every combination of dimensional values. Because of the sheer volume of measurement data, the implementation of these aggregated measurements that are accessed via the materialized views can save a great deal of processing and allow implementation of KPIs much faster than if we have to extract, load, and transform the measurement data into star schemas.

These pseudo star schemas support the analyses in the **Usage** and **Performance** dashboards in Oracle Utilities Meter Data Analytics. These dashboards showcase the measurement data (quantity and count) at the interval level, as well as the timeliness of these interval data.

Each of the views described below are pseudo facts, each with a single pseudo dimension.

Measured Quantity Dimension Views

The Measured Quantity dimension view is used to flatten all the dimensional attributes (such as postal, head end, and usage calculation group) and aggregator measuring component IDs related to the Measured Quantity fact.

Properties

Property	Value
Name	D2_MEASR_QTY_MV
Table Type	Materialized View
Mapped Alias for Dimension	CD_MEASURED_QTY

Fields

Extract Field	Type	Description
MEASR_COMP_ID	CHAR(12)	Measuring Component ID
MEASR_COMP_TYPE_CD	VARCHAR2(30)	Measuring Component Type
MC_TYPE_DESCR	VARCHAR2(100)	Measuring Component Type Description
POSTAL	VARCHAR2(50)	Postal Code
CITY	VARCHAR2(50)	City
DEVICE_TYPE_CD	VARCHAR2(50)	Device Type
DEVICE_TYPE_DESCR	VARCHAR2(100)	Device Type Description
HEAD_END_SYSTEM_CD	VARCHAR2(50)	Head End System

Extract Field	Type	Description
HEAD_END_SYSTEM_DESCR	VARCHAR2(100)	Head End System Description
USG_CALC_GRP_CD	VARCHAR2(50)	Usage Calculation Group
USG_CALC_GRP_DESCR	VARCHAR2(100)	Usage Calculation Group Description
MKT_CD	VARCHAR2(50)	Market
MKT_DESCR	VARCHAR2(100)	Market Description
SPR_CD	VARCHAR2(50)	Service Provider
SPR_DESCR	VARCHAR2(100)	Service Provider Description
D1_SVC_TPE_CD	VARCHAR2(50)	Service Type
SVC_TYPE_DESCR	VARCHAR2(100)	Service Type Description
MKT_REL_TYPE_FLG	VARCHAR2(50)	Market Relationship Type
MKT_REL_TYPE_DESCR	VARCHAR2(60)	Market Relationship Type Description
MANUFACTURER_CD	VARCHAR2(50)	Manufacturer
MANUFACTURER_DESCR	VARCHAR2(100)	Manufacturer Description
D1_MODEL_CD	VARCHAR2(50)	Model
MODEL_DESCR	VARCHAR2(100)	Model Description
GEO_CODE	VARCHAR2(50)	Geographic Code
BUS_OBJ_CD	CHAR(30)	Business Object

Quality Count Dimension View

The Quality Count dimension view is used to flatten all the dimensional attributes (such as postal, head end, and usage calculation group) and aggregator measuring component IDs related to the Quality Count fact.

Properties

Property	Value
Name	D2_QUALITY_CNT_MV
Table Type	Materialized View
Mapped Alias for Dimension	CD_QUALITY_CNT

Fields

Extract Field	Type	Description
MEASR_COMP_ID	CHAR(12)	Measuring Component ID
MEASR_COMP_TYPE_CD	VARCHAR2(30)	Measuring Component Type Code
MC_TYPE_DESCR	VARCHAR2(100)	Measuring Type Code Description
POSTAL	VARCHAR2(50)	Postal Code
CITY	VARCHAR2(50)	City
DEVICE_TYPE_CD	VARCHAR2(50)	Device Type
DEVICE_TYPE_DESCR	VARCHAR2(100)	Device Type Description
HEAD_END_SYSTEM_CD	VARCHAR2(50)	Head End System
HEAD_END_SYSTEM_DESCR	VARCHAR2(100)	Head End System Description
USG_CALC_GRP_CD	VARCHAR2(50)	Usage Calculation Group
USG_CALC_GRP_DESCR	VARCHAR2(100)	Usage Calculation Group Description
MKT_CD	VARCHAR2(50)	Market
MKT_DESCR	VARCHAR2(100)	Market Description
SPR_CD	VARCHAR2(50)	Service Provider
SPR_DESCR	VARCHAR2(100)	Service Provider Description
D1_SVC_TPE_CD	VARCHAR2(50)	Service Type
SVC_TYPE_DESCR	VARCHAR2(100)	Service Type Description
MKT_REL_TYPE_FLG	VARCHAR2(50)	Market Relationship Type
MKT_REL_TYPE_DESCR	VARCHAR2(60)	Market Relationship Type Description
MANUFACTURER_CD	VARCHAR2(50)	Manufacturer
MANUFACTURER_DESCR	VARCHAR2(100)	Manufacturer Description
D1_MODEL_CD	VARCHAR2(50)	Model
MODEL_DESCR	VARCHAR2(100)	Model Description
GEO_CODE	VARCHAR2(50)	Geographic Code
BUS_OBJ_CD	CHAR(30)	Business Object

Timeliness Count Dimension View

The Timeliness Count dimension view is used to flatten all the dimensional attributes (such as postal, head end, and usage calculation group) and aggregator measuring component IDs related to the Timeliness Count fact.

Properties

Property	Value
Name	D2_TIMELINESS_CNT_MV
Table Type	Materialized View
Mapped Alias for Dimension	CD_TIMELINESS_CNT

Fields

Extract Field	Type	Description
MEASR_COMP_ID	CHAR(12)	Measuring Component ID
MEASR_COMP_TYPE_CD	VARCHAR2(30)	Measuring Component Type Code
MC_TYPE_DESCR	VARCHAR2(100)	Measuring Component Type Description
POSTAL	VARCHAR2(50)	Postal Code
CITY	VARCHAR2(50)	City
DEVICE_TYPE_CD	VARCHAR2(50)	Device Type
DEVICE_TYPE_DESCR	VARCHAR2(100)	Device Type Description
HEAD_END_SYSTEM_CD	VARCHAR2(50)	Head End System
HEAD_END_SYSTEM_DESCR	VARCHAR2(100)	Head End System Description
USG_CALC_GRP_CD	VARCHAR2(50)	Usage Calculation Group
USG_CALC_GRP_DESCR	VARCHAR2(100)	Usage Calculation Group Description
MKT_CD	VARCHAR2(50)	Market
MKT_DESCR	VARCHAR2(100)	Market Description
SPR_CD	VARCHAR2(50)	Service Provider
SPR_DESCR	VARCHAR2(100)	Service Provider Description
D1_SVC_TPE_CD	VARCHAR2(50)	Service Type
SVC_TYPE_DESCR	VARCHAR2(100)	Service Type Description
MKT_REL_TYPE_FLG	VARCHAR2(50)	Market Relationship Type
MKT_REL_TYPE_DESCR	VARCHAR2(60)	Market Relationship Type Description
MANUFACTURER_CD	VARCHAR2(50)	Manufacturer

Extract Field	Type	Description
MANUFACTURER_DESCR	VARCHAR2(100)	Manufacturer Description
D1_MODEL_CD	VARCHAR2(50)	Model
MODEL_DESCR	VARCHAR2(100)	Model Description
GEO_CODE	VARCHAR2(50)	Geographic Code
BUS_OBJ_CD	CHAR(30)	Business Object

Timeliness Quantity Dimension View

The Timeliness Quantity dimension view is used to flatten all the dimensional attributes (such as postal, head end, and usage calculation group) and aggregator measuring component IDs related to the Timeliness Quantity fact.

Properties

Property	Value
Name	D2_TIMELINESS_QTY_MV
Table Type	Materialized View
Mapped Alias for Dimension	CD_TIMELINESS_QTY

Fields

Extract Field	Type	Description
MEASR_COMP_ID	CHAR(12)	Measuring Component ID
MEASR_COMP_TYPE_CD	VARCHAR2(30)	Measuring Component Type Code
MC_TYPE_DESCR	VARCHAR2(100)	Measuring Component Type Description
POSTAL	VARCHAR2(50)	Postal code
CITY	VARCHAR2(50)	City
DEVICE_TYPE_CD	VARCHAR2(50)	Device Type ID
DEVICE_TYPE_DESCR	VARCHAR2(100)	Device Type Description
HEAD_END_SYSTEM_CD	VARCHAR2(50)	Head End System
HEAD_END_SYSTEM_DESCR	VARCHAR2(100)	Head End System Description
USG_CALC_GRP_CD	VARCHAR2(50)	Usage Calculation Group
USG_CALC_GRP_DESCR	VARCHAR2(100)	Usage Calculation Group Description
MKT_CD	VARCHAR2(50)	Market

Extract Field	Type	Description
MKT_DESCR	VARCHAR2(100)	Market Description
SPR_CD	VARCHAR2(50)	Service Provider
SPR_DESCR	VARCHAR2(100)	Service Provider Description
D1_SVC_TPE_CD	VARCHAR2(50)	Service Type
SVC_TYPE_DESCR	VARCHAR2(100)	Service Type Description
MKT_REL_TYPE_FLG	VARCHAR2(50)	Market Relationship Type
MKT_REL_TYPE_DESCR	VARCHAR2(60)	Market Relationship Type Description
MANUFACTURER_CD	VARCHAR2(50)	Manufacturer
MANUFACTURER_DESCR	VARCHAR2(100)	Manufacturer Description
D1_MODEL_CD	VARCHAR2(50)	Model
MODEL_DESCR	VARCHAR2(100)	Model Description
GEO_CODE	VARCHAR2(50)	Geographic Code
BUS_OBJ_CD	CHAR(30)	Business Object

Measuring Component Dimension View

The Measuring Component dimension view is used to flatten all the dimensional attributes (such as postal, head end, and usage calculation group) and aggregator measuring component IDs related to the Measuring Component dimension.

Properties

Property	Value
Name	D2_MEASR_COMP_VW#1
Table Type	Materialized View
Mapped Alias for Dimension	CD_MEASR_COMP
Default Initialization String	<pre> SELECT * from D2_TIMELINESS_QTY_MV UNION SELECT * from D2_MEASR_QTY_MV UNION SELECT * from D2_QUALITY_CNT_MV UNION SELECT * from D2_TIMELINESS_CNT_MV </pre>

Fields

Extract Field	Type	Description
MEASR_COMP_ID	CHAR(12)	Measuring Component ID
MEASR_COMP_TYPE_CD	VARCHAR2(30)	Measuring Component Type Code
MC_TYPE_DESCR	VARCHAR2(100)	Measuring Component Type Description
POSTAL	VARCHAR2(50)	Postal code
CITY	VARCHAR2(50)	City
DEVICE_TYPE_CD	VARCHAR2(50)	Device Type ID
DEVICE_TYPE_DESCR	VARCHAR2(100)	Device Type Description
HEAD_END_SYSTEM_CD	VARCHAR2(50)	Head End System
HEAD_END_SYSTEM_DESCR	VARCHAR2(100)	Head End System Description
USG_CALC_GRP_CD	VARCHAR2(50)	Usage Calculation Group
USG_CALC_GRP_DESCR	VARCHAR2(100)	Usage Calculation Group Description
MKT_CD	VARCHAR2(50)	Market
MKT_DESCR	VARCHAR2(100)	Market Description
SPR_CD	VARCHAR2(50)	Service Provider
SPR_DESCR	VARCHAR2(100)	Service Provider Description
D1_SVC_TPE_CD	VARCHAR2(50)	Service Type
SVC_TYPE_DESCR	VARCHAR2(100)	Service Type Description
MKT_REL_TYPE_FLG	VARCHAR2(50)	Market Relationship Type
MKT_REL_TYPE_DESCR	VARCHAR2(60)	Market Relationship Type Description
MANUFACTURER_CD	VARCHAR2(50)	Manufacturer
MANUFACTURER_DESCR	VARCHAR2(100)	Manufacturer Description
D1_MODEL_CD	VARCHAR2(50)	Model
MODEL_DESCR	VARCHAR2(100)	Model Description
GEO_CODE	VARCHAR2(50)	Geographic Code
BUS_OBJ_CD	CHAR(30)	Business Object

Time of Use Map Dimension Table

The Time of Use Map dimension is based upon the Oracle Utilities Meter Data Management Time of Use Map table directly.

Properties

Property	Value
Name	CD_TOU_MAP
Table Type	Physical Table
Default Initialization String	<pre> SELECT A.D1_TOU_MAP_ID, D.DESCR100 TOU_MAP_DESCR, A.D1_TOU_CD, B.DESCR100 TOU_DESCR, A.TOU_MAP_DATA_DTTM FROM D1_TOU_MAP_DATA A, D1_TOU_L B, F1_INSTALLATION C, D1_TOU_MAP_L D WHERE B.D1_TOU_CD = A.D1_TOU_CD AND B.LANGUAGE_CD = C.LANGUAGE_CD AND A.D1_TOU_MAP_ID = D.D1_TOU_MAP_ID AND D.LANGUAGE_CD = C.LANGUAGE_CD </pre>

Fields

Extract Field	Type	Description
D1_TOU_CD	VARCHAR(30)	Time of Use Code
D1_TOU_MAP_ID	CHAR(12)	Time of Use Map ID
TOU_MAP_DATA_DTTM	DATETIME	Time of Use Map Data Date Time
TOU_MAP_DESCR	VARCHAR2(100)	Time of Use Map Description
TOU_DESCR	VARCHAR2(100)	Geographical Code

Time of Use Language Dimension Table

The Time of Use Language dimension table will be mapped directly in the reports to retrieve the description of the Time of Use. Note that this mapping fetches the same description as CD_TOU_MAP.TOU_DESCR, but this has been introduced to improve performance in certain reports.

Properties

Property	Value
Name	D1_TOU_L
Table Type	Physical Table

Fields

Extract Field	Type	Description
D1_TOU_CD	VARCHAR(30)	Time of Use Code
LANGUAGE_CD	CHAR(3)	Language Code
DESCR100	VARCHAR2(100)	Description
VERSION	NUMBER(5)	Version

Time of Use Map Language Dimension Table

The Time of Use Map Language dimension table will be mapped directly in the reports to retrieve the description of the Time of Use Map.

Note that this mapping fetches the same description as CD_TOU_MAP.TOU_MAP_DESCR, but this has been introduced to improve performance in certain reports.

Properties

Property	Value
Name	D1_TOU_MAP_L
Table Type	Physical Table

Fields

Extract Field	Type	Description
D1_TOU_MAP_ID	CHAR(12)	Time of Use Map ID
LANGUAGE_CD	CHAR(3)	Language Code
DESCR100	VARCHAR2(100)	Description
VERSION	NUMBER(5)	Version

Measured Quantity Fact View

The Measured Quantity Fact contains the aggregated measurements of the dimensional attributes spread across the measurement condition.

Properties

Property	Value
Name	D2_MEASR_QTY_AGR_MV
Table Type	Materialized View
Mapped Alias for Fact	CF_MEASURED_QTY

Fields

Extract Field	Type	Description
MEASR_COMP_ID	CHAR(12)	Measuring Component ID
MSRMT_DT	DATE	Measurement Date
MSRMT_DTTM	DATE	Measurement Date Time
MSRMT_LOCAL_DTTM	DATE	Measurement Local Date Time
MSRMT_VAL	NUMBER(16,6)	Measured Quantity
MSRMT_VAL1	NUMBER(16,6)	Measurement Value1
MSRMT_VAL2	NUMBER(16,6)	Measurement Value2
MSRMT_VAL3	NUMBER(16,6)	Measurement Value3
MSRMT_VAL4	NUMBER(16,6)	Measurement Value4
MSRMT_VAL5	NUMBER(16,6)	Measurement Value5
MSRMT_VAL6	NUMBER(16,6)	Measurement Value6
MSRMT_VAL7	NUMBER(16,6)	Measurement Value7
MSRMT_VAL8	NUMBER(16,6)	Measurement Value8
MSRMT_VAL9	NUMBER(16,6)	Measurement Value9

Quality Count Fact View

The Quality Count fact contains the aggregated count for each interval of the dimensional attributes spread across measurement conditions.

Properties

Property	Value
Name	D2_QUALITY_CNT_AGR_MV
Table Type	Materialized View
Mapped Alias for Fact	CF_QUALITY_CNT

Fields

Extract Field	Type	Description
MEASR_COMP_ID	CHAR(12)	Measuring Component ID
MSRMT_DT	DATE	Measurement Date
MSRMT_DTTM	DATE	Measurement Date Time
MSRMT_LOCAL_DTTM	DATE	Measurement Local Date Time
MSRMT_VAL	NUMBER(16,6)	Measured Quantity
MSRMT_VAL1	NUMBER(16,6)	Measurement Value1
MSRMT_VAL2	NUMBER(16,6)	Measurement Value2
MSRMT_VAL3	NUMBER(16,6)	Measurement Value3
MSRMT_VAL4	NUMBER(16,6)	Measurement Value4
MSRMT_VAL5	NUMBER(16,6)	Measurement Value5
MSRMT_VAL6	NUMBER(16,6)	Measurement Value6
MSRMT_VAL7	NUMBER(16,6)	Measurement Value7
MSRMT_VAL8	NUMBER(16,6)	Measurement Value8
MSRMT_VAL9	NUMBER(16,6)	Measurement Value9

Timeliness Count Fact View

The Timeliness Count fact contains the aggregated count per interval spread across timeliness buckets.

Properties

Property	Value
Name	D2_TIMELINESS_CNT_AGR_MV
Table Type	Materialized View
Mapped Alias for Fact	CF_TIMELINESS_CNT

Fields

Extract Field	Type	Description
MEASR_COMP_ID	CHAR(12)	Measuring Component ID
MSRMT_DT	DATE	Measurement Date
MSRMT_DTTM	DATE	Measurement Date Time
MSRMT_LOCAL_DTTM	DATE	Measurement Local Date Time
MSRMT_VAL	NUMBER(16,6)	Measured Quantity
MSRMT_VAL1	NUMBER(16,6)	Measurement Value1

Extract Field	Type	Description
MSRMT_VAL2	NUMBER(16,6)	Measurement Value2
MSRMT_VAL3	NUMBER(16,6)	Measurement Value3
MSRMT_VAL4	NUMBER(16,6)	Measurement Value4
MSRMT_VAL5	NUMBER(16,6)	Measurement Value5
MSRMT_VAL6	NUMBER(16,6)	Measurement Value6
MSRMT_VAL7	NUMBER(16,6)	Measurement Value7
MSRMT_VAL8	NUMBER(16,6)	Measurement Value8
MSRMT_VAL9	NUMBER(16,6)	Measurement Value9

Timeliness Quantity Fact View

The Timeliness Quantity fact contains the aggregated measurements per interval spread across the timeliness buckets.

Properties

Property	Value
Name	D2_TIMELINESS_QTY_AGR_MV
Table Type	Materialized View
Mapped Alias for Fact	CF_TIMELINESS_QTY

Fields

Extract Field	Type	Description
MEASR_COMP_ID	CHAR(12)	Measuring Component ID
MSRMT_DT	DATE	Measurement Date
MSRMT_DTTM	DATE	Measurement Date Time
MSRMT_LOCAL_DTTM	DATE	Measurement Local Date Time
MSRMT_VAL	NUMBER(16,6)	Measured Quantity
MSRMT_VAL1	NUMBER(16,6)	Measurement Value1
MSRMT_VAL2	NUMBER(16,6)	Measurement Value2
MSRMT_VAL3	NUMBER(16,6)	Measurement Value3
MSRMT_VAL4	NUMBER(16,6)	Measurement Value4
MSRMT_VAL5	NUMBER(16,6)	Measurement Value5
MSRMT_VAL6	NUMBER(16,6)	Measurement Value6
MSRMT_VAL7	NUMBER(16,6)	Measurement Value7

Extract Field	Type	Description
MSRMT_VAL8	NUMBER(16,6)	Measurement Value8
MSRMT_VAL9	NUMBER(16,6)	Measurement Value9

