

Oracle® Communications
EAGLE

Table Data Report CSV File Format Reference

Release 46.5

E87027 Revision 1

July 2017

This software and related documentation are provided under a license agreement containing restrictions on use and disclosure and are protected by intellectual property laws. Except as expressly permitted in your license agreement or allowed by law, you may not use, copy, reproduce, translate, broadcast, modify, license, transmit, distribute, exhibit, perform, publish, or display any part, in any form, or by any means. Reverse engineering, disassembly, or decompilation of this software, unless required by law for interoperability, is prohibited.

The information contained herein is subject to change without notice and is not warranted to be error-free. If you find any errors, please report them to us in writing.

If this is software or related documentation that is delivered to the U.S. Government or anyone licensing it on behalf of the U.S. Government, then the following notice is applicable:

U.S. GOVERNMENT END USERS: Oracle programs, including any operating system, integrated software, any programs installed on the hardware, and/or documentation, delivered to U.S. Government end users are "commercial computer software" pursuant to the applicable Federal Acquisition Regulation and agency-specific supplemental regulations. As such, use, duplication, disclosure, modification, and adaptation of the programs, including any operating system, integrated software, any programs installed on the hardware, and/or documentation, shall be subject to license terms and license restrictions applicable to the programs. No other rights are granted to the U.S. Government.

This software or hardware is developed for general use in a variety of information management applications. It is not developed or intended for use in any inherently dangerous applications, including applications that may create a risk of personal injury. If you use this software or hardware in dangerous applications, then you shall be responsible to take all appropriate fail-safe, backup, redundancy, and other measures to ensure its safe use. Oracle Corporation and its affiliates disclaim any liability for any damages caused by use of this software or hardware in dangerous applications.

Oracle and Java are registered trademarks of Oracle and/or its affiliates. Other names may be trademarks of their respective owners.

Intel and Intel Xeon are trademarks or registered trademarks of Intel Corporation. All SPARC trademarks are used under license and are trademarks or registered trademarks of SPARC International, Inc. AMD, Opteron, the AMD logo, and the AMD Opteron logo are trademarks or registered trademarks of Advanced Micro Devices. UNIX is a registered trademark of The Open Group.

This software or hardware and documentation may provide access to or information about content, products, and services from third parties. Oracle Corporation and its affiliates are not responsible for and expressly disclaim all warranties of any kind with respect to third-party content, products, and services unless otherwise set forth in an applicable agreement between you and Oracle. Oracle Corporation and its affiliates will not be responsible for any loss, costs, or damages incurred due to your access to or use of third-party content, products, or services, except as set forth in an applicable agreement between you and Oracle.

Table of Contents

Chapter 1: Introduction.....	10
Overview.....	11
Scope and Audience.....	11
Documentation Admonishments.....	11
Manual Organization.....	12
My Oracle Support (MOS).....	12
Emergency Response.....	12
Related Publications.....	13
Customer Training.....	13
Locate Product Documentation on the Oracle Help Center Site.....	13
Chapter 2: General Description.....	15
General File Format.....	16
File Size Estimates.....	16
File Naming Convention.....	16
Chapter 3: Report Contents.....	19
Generic System Header.....	20
Table Data Report.....	21
Chapter 4: MTP Tables.....	22
Card (rtrv-card).....	23
Site ID (rtrv-sid).....	30
Feature (rtrv-feat).....	32
Controlled Feature (rtrv-ctrl-feat).....	33
Destination Point Code (rtrv-dstn).....	34
Signaling Link (rtrv-slk).....	37
Link Set (rtrv-ls).....	38
Route (rtrv-rte).....	41
STP Options (rtrv-stpopts).....	43
ATINP Options (rtrv-atinpqopts).....	45
IPAS (rtrv-as).....	45

IP Node (rtrv-ip-node).....	46
SSCPOPTS (rtrv-sccpopts).....	47
SSAPPL (rtrv-ss-appl).....	48
Measurement Options (rtrv-measopts).....	49
AIQ Options (rtrv-aiqopts).....	50
MTC Measurement Options (rtrv-mtc-measopts).....	51
Chapter 5: GTT Tables.....	52
Mated Application (rtrv-map).....	53
Translation Type (rtrv-tt).....	55
Global Title Translation (rtrv-gtt).....	56
Global Title Address (rtrv-gta).....	58
Global Title Selector (rtrv-gttsel).....	63
GTT Set (rtrv-gttset).....	64
GTT Actions (rtrv-gttact).....	65
GTT Action Set (rtrv-gttaset).....	68
Global Title Modification (rtrv-gtmod).....	68
GTT Action Path (rtrv-gttapath).....	70
SRVSEL (rtrv-srvsel).....	71
Chapter 6: GWS Tables.....	73
Maximum Number of Reference Rules.....	74
SCR-AFTPC (rtrv-scr-aftpc).....	74
SCR-BLKDPC (rtrv-scr-blkdpc).....	75
SCR-BLKOPC (rtrv-scr-blkopc).....	76
SCR-CDPA (rtrv-scr-cdpa).....	77
SCR-CGPA (rtrv-scr-cgpa).....	78
SCR-DESTFLD (rtrv-scr-destfld).....	79
SCR-DPC (rtrv-scr-dpc).....	81
SCR-OPC (rtrv-scr-opc).....	82
Screen Set (rtrv-scrset).....	83
SCR-SIO (rtrv-scr-sio).....	84
SCR-TT (rtrv-scr-tt).....	85
Chapter 7: VFLEX Tables.....	86
VFLEX Call Decision (rtrv-vflx-cd).....	87
VFLEX Routing Number (rtrv-vflx-rn).....	87
VFLEX Voice Mail Server ID (rtrv-vflx-vmsid).....	88
VFLEX Options (rtrv-vflx-opts).....	89

Chapter 8: IP Tables.....	91
IPLINK (rtrv-ip-lnk).....	92
IPHOST (rtrv-ip-host).....	93
IPCARD (rtrv-ip-card).....	94
IPAPSOCK (rtrv-assoc).....	95
IPOPTION (rtrv-appl-rtkey).....	98
NTWRKAPP (rtrv-na).....	100
IPRTE (rtrv-ip-rte).....	101
SNMPOPTS (rtrv-snmpopts).....	101
SNMPHOST (rtrv-snmp-host).....	102
Chapter 9: RTRV-STP Report.....	104
RTRV-STP Report.....	105
Glossary.....	107

List of Figures

Figure 1: General File Format.....	16
Figure 2: Sample Table Data Report.....	21

List of Tables

Table 1: Admonishments.....	11
Table 2: Supported Retrieve Types.....	17
Table 3: Generic System Header.....	20
Table 4: Output Content for rtrv-card.....	23
Table 5: Exceptions to Number of Data Fields per Card Type.....	27
Table 6: Output Content for rtrv-sid.....	30
Table 7: Output Content for rtrv-feat.....	32
Table 8: Output content for rtrv-ctrl-feat.....	33
Table 9: Output Content for rtrv-dstn.....	34
Table 10: Output content for rtrv-slk.....	37
Table 11: Output Content for rtrv-ls.....	39
Table 12: Output Content for rtrv-rte.....	41
Table 13: Output Content for rtrv-stpopts.....	44
Table 14: Output Content for rtrv-atinpqopts.....	45
Table 15: Output Content for rtrv-as.....	46
Table 16: Output Content for rtrv-ip-node.....	47
Table 17: Output Content for rtrv-sccpopts.....	47
Table 18: Output Content for rtrv-ss-appl.....	48
Table 19: Output Content for rtrv-measopts.....	49
Table 20: Output Content for rtrv-aiqopts.....	50
Table 21: Output Content for rtrv-mtc-measopts.....	51
Table 22: Output Content for rtrv-map.....	53

Table 23: Output Content for rtrv-tt.....	56
Table 24: Output Content for rtrv-gtt.....	56
Table 25: Output Content for rtrv-gta.....	58
Table 26: Output Content for rtrv-gttset.....	63
Table 27: Output Content for rtrv-gttset.....	64
Table 28: Output Content for rtrv-gttact.....	65
Table 29: Output Content for rtrv-gttaset.....	68
Table 30: Output Content for rtrv-gtmod.....	69
Table 31: Output Content for rtrv-gttapath.....	70
Table 32: Output Content for rtrv-srvsel.....	71
Table 33: Output Content for rtrv-scr-aftpc:all=yes.....	74
Table 34: Output Content for rtrv-scr-blkdpc:all=yes.....	75
Table 35: Output Content for rtrv-scr-blkopc:all=yes.....	76
Table 36: Output Content for rtrv-scr-cdpa:all=yes.....	77
Table 37: Output Content for rtrv-scr-cgpa:all=yes.....	78
Table 38: Output Content for rtrv-scr-destfld:all=yes.....	80
Table 39: Output Content for rtrv-scr-dpc:all=yes.....	81
Table 40: Output Content for rtrv-scr-opc:all=yes.....	82
Table 41: Output Content for rtrv-scrset.....	83
Table 42: Output Content for rtrv-scr-sio:all=yes.....	84
Table 43: Output Content for rtrv-scr-tt:all=yes.....	85
Table 44: Output Content for rtrv-vflx-cd.....	87
Table 45: Output Content for rtrv-vflx-rn.....	88
Table 46: Output Content for rtrv-vflx-vmsid.....	88
Table 47: Output Content for rtrv-vflx-opts.....	89

Table 48: Output Content for rtrv-ip-lnk.....	92
Table 49: Output Content for rtrv-ip-host.....	93
Table 50: Output Content for rtrv-ip-card.....	94
Table 51: Output Content for rtrv-assoc.....	95
Table 52: Output Content for rtrv-appl-rtkey.....	98
Table 53: Output Content for rtrv-na.....	100
Table 54: Output Content for rtrv-ip-rte.....	101
Table 55: Output Content for rtrv-snmppopts.....	101
Table 56: Output Content for rtrv-snmp-host.....	102
Table 57: Output Content for rtrv-stp.....	105

Chapter 1

Introduction

Topics:

- *Overview.....11*
- *Scope and Audience.....11*
- *Documentation Admonishments.....11*
- *Manual Organization.....12*
- *My Oracle Support (MOS).....12*
- *Emergency Response.....12*
- *Related Publications.....13*
- *Customer Training.....13*
- *Locate Product Documentation on the Oracle Help Center Site.....13*

This chapter contains general information such as an overview of the manual, how to get technical assistance, and where to find additional information.

Overview

This document describes the comma-separated value (CSV) files generated from Oracle Communications EAGLE configuration table data. For each table, this document provides a description of the table structure, example file format and contents, and estimated maximum file size for the report file.





Scope and Audience

This reference is intended for those using EAGLE configuration table data reports. Familiarity with EAGLE is assumed.

Documentation Admonishments

Admonishments are icons and text throughout this manual that alert the reader to assure personal safety, to minimize possible service interruptions, and to warn of the potential for equipment damage.

Table 1: Admonishments

Icon	Description
 DANGER	Danger: (This icon and text indicate the possibility of <i>personal injury</i> .)
 WARNING	Warning: (This icon and text indicate the possibility of <i>equipment damage</i> .)
 CAUTION	Caution: (This icon and text indicate the possibility of <i>service interruption</i> .)
 TOPPLE	Topple: (This icon and text indicate the possibility of <i>personal injury and equipment damage</i> .)

Manual Organization

This manual contains the following chapters/appendixes:

- *Introduction* contains general information such as an overview of the manual, how to get technical assistance, and where to find additional information.
- *General Description* describes the general file format, size estimates, and naming convention.
- *Report Contents* describes the generic system header that is printed in advance of all reports, as well as the formats used for table data report values.
- *MTP Tables* describes MTP table data reports.
- *GTT Tables* describes GTT table data reports.
- *GWS Tables* describes GWS table data reports.
- *VFLEX Tables* describes VFLEX table data reports.
- *IP Tables* describes IP table data reports.
- *RTRV-STP Report* describes rtrv-stp table data reports.

My Oracle Support (MOS)

MOS (<https://support.oracle.com>) is your initial point of contact for all product support and training needs. A representative at Customer Access Support (CAS) can assist you with MOS registration.

Call the CAS main number at 1-800-223-1711 (toll-free in the US), or call the Oracle Support hotline for your local country from the list at <http://www.oracle.com/us/support/contact/index.html>. When calling, make the selections in the sequence shown below on the Support telephone menu:

1. Select **2** for New Service Request
2. Select **3** for Hardware, Networking and Solaris Operating System Support
3. Select one of the following options:
 - For Technical issues such as creating a new Service Request (SR), Select **1**
 - For Non-technical issues such as registration or assistance with MOS, Select **2**

You will be connected to a live agent who can assist you with MOS registration and opening a support ticket.

MOS is available 24 hours a day, 7 days a week, 365 days a year.

Emergency Response

In the event of a critical service situation, emergency response is offered by the Customer Access Support (CAS) main number at 1-800-223-1711 (toll-free in the US), or by calling the Oracle Support hotline for your local country from the list at <http://www.oracle.com/us/support/contact/index.html>. The emergency response provides immediate coverage, automatic escalation, and other features to ensure that the critical situation is resolved as rapidly as possible.

A critical situation is defined as a problem with the installed equipment that severely affects service, traffic, or maintenance capabilities, and requires immediate corrective action. Critical situations affect service and/or system operation resulting in one or several of these situations:

- A total system failure that results in loss of all transaction processing capability
- Significant reduction in system capacity or traffic handling capability
- Loss of the system's ability to perform automatic system reconfiguration
- Inability to restart a processor or the system
- Corruption of system databases that requires service affecting corrective actions
- Loss of access for maintenance or recovery operations
- Loss of the system ability to provide any required critical or major trouble notification

Any other problem severely affecting service, capacity/traffic, billing, and maintenance capabilities may be defined as critical by prior discussion and agreement with Oracle.

Related Publications

For information about additional publications related to this document, refer to the Oracle Help Center site. See [Locate Product Documentation on the Oracle Help Center Site](#) for more information on related product publications.

Customer Training

Oracle University offers training for service providers and enterprises. Visit our web site to view, and register for, Oracle Communications training:

<http://education.oracle.com/communication>

To obtain contact phone numbers for countries or regions, visit the Oracle University Education web site:

www.oracle.com/education/contacts

Locate Product Documentation on the Oracle Help Center Site

Oracle Communications customer documentation is available on the web at the Oracle Help Center (OHC) site, <http://docs.oracle.com>. You do not have to register to access these documents. Viewing these files requires Adobe Acrobat Reader, which can be downloaded at <http://www.adobe.com>.

1. Access the Oracle Help Center site at <http://docs.oracle.com>.
2. Click **Industries**.
3. Under the Oracle Communications subheading, click the **Oracle Communications documentation** link.

The Communications Documentation page appears. Most products covered by these documentation sets will appear under the headings “Network Session Delivery and Control Infrastructure” or “Platforms.”

4. Click on your Product and then the Release Number.
A list of the entire documentation set for the selected product and release appears.
5. To download a file to your location, right-click the **PDF** link, select **Save target as** (or similar command based on your browser), and save to a local folder.

Chapter 2

General Description

Topics:

- *General File Format.....16*
- *File Size Estimates.....16*
- *File Naming Convention.....16*

This chapter describes the general file format, size estimates, and naming convention.

General File Format

Report files are divided into three sections, the system header, the individual data report header, and the report data.

```
System Header Field Names
System Header Field Values
<Blank Line>
Data Header
data, data, data, data, data, data, data, data, data <cr><lf>
...
...
data, data, data, data, data, data, data, data, data <cr><lf>
```

Figure 1: General File Format

As shown in [Figure 1: General File Format](#), the first line in a report file contains the system header field names, followed on the second line by the system header field values. The third line is left blank to separate the system header section from the data sections. The fourth line is the data header, and subsequent lines contain the data. There is no blank line between the data header and data.

File Size Estimates

The system header size varies depending on the embedded data. A size of 250 bytes is used in all calculations, but this value can be as high as 331 bytes.

The report header size varies depending on the report type, but is always the same size for a specific report type.

The size of the report data section varies depending on the number of entries being reported.

For the estimates given in this document, 10 characters are assumed for each ASCII value and 3 bytes for each integer value, plus the comma delimiter. The file sizes could be significantly larger or smaller, depending on the configuration of a particular system.

File Naming Convention

File names consist of three fields, separated by underscores and followed by the `.csv` extension, enabling them to be readily identified as comma-separated value files. Long file names (beyond 8.3 format) are utilized. The three fields in the name are:

- Retrieve type

The retrieve type contains up to 13 characters, and is usually the table name. The supported types are shown in [Table 2: Supported Retrieve Types](#).

The tables are grouped into the 5 table classes shown, except for the `rtrv-stp` command. The `rtrv-stp` command does not belong to any particular table class, and the command output report is based on the current system configuration.

Table 2: Supported Retrieve Types

MTP Tables	GTT Tables	GWS Tables	VFLEX Tables	IP Tables
rtrv-aiqopts	rtrv-gta	rtrv-scr-aftpc	rtrv-vflx-cd	rtrv-appl-rtkey
rtrv-as	rtrv-gtmod	rtrv-scr-blkdp	rtrv-vflx-opts	rtrv-assoc
rtrv-atinpopts	rtrv-gtt	rtrv-scr-blkopc	rtrv-vflx-rn	rtrv-ip-card
rtrv-card	rtrv-gttact	rtrv-scr-cdpa	rtrv-vflx-vmsid	rtrv-ip-host
rtrv-ctrl-feat	rtrv-gttapath	rtrv-scr-cgpa		rtrv-ip-lnk
rtrv-dstn	rtrv-gttaset	rtrv-scr-destfld		rtrv-ip-rte
rtrv-feat	rtrv-gttset	rtrv-scr-dpc		rtrv-na
rtrv-ip-node	rtrv-gttset	rtrv-scr-opc		rtrv-snmphost
rtrv-ls	rtrv-map	rtrv-scrset		rtrv-snmppopts
rtrv-measopts	rtrv-tt	rtrv-scr-sio		
rtrv-mtc-measopts		rtrv-scr-tt		
rtrv-rte				
rtrv-sccpopts				
rtrv-sid				
rtrv-slk				
rtrv-ss-appl				
rtrv-stpopts				
Note: The <code>rtrv-stp</code> command does not belong to any particular table class.				

- DB date

The DB date contains eight characters (*yyyymmdd*) and reflects the date on which the data was last updated.

- DB time

The DB time contains four characters (*hhmm*) and reflects the time at which the data was last updated.

Examples

- `dstn_20030510_1550.csv`

This file contains destination point code table data that was last updated on 05/10/2003 at 15:50.

- `scr-blkdp_20030510_1550.csv`

This file contains blocked destination point code screening reference data that was last updated on 05/10/2003 at 15:50.

Chapter 3

Report Contents

Topics:

- [Generic System Header.....20](#)
- [Table Data Report.....21](#)

This chapter describes the generic system header that is printed in advance of all reports, as well as the formats used for table data report values.

Generic System Header

The generic system header is printed in advance of all reports. As shown in [Table 3: Generic System Header](#), the header contains data about the particular STP on which a report was generated, the date, the time, and other identifying information.

Table 3: Generic System Header

Field Name	Description	Data
CLLI	The Common Language Location Identifier for the STP.	ASCII Text
SWREL	The software release currently running on the STP.	ASCII Text
DBLEVEL	The number of times the database was updated	ASCII Text
DBDATE	The date on which the last update event occurred.	YYYY-MM-DD
DBTIME	The time at which the last update event occurred.	HH:MM:SS
RPTDATE	The date on which the report was requested.	YYYY-MM-DD
RPTIME	The time at which the report was requested (24-hour clock).	HH:MM:SS
TZ ¹	Time zone of the local system generating the report.	ASCII Text
RPTDATA	The data type of the report being generated.	ASCII Text
NUMENTRIES ²	The number of entries provisioned in the database.	ASCII Text
MAXENTRIES ²	The maximum number of entries that can be provisioned in the database.	ASCII Text
PCNTFULL ²	Percentage of the table that is full.	ASCII Text
Notes:		
<ol style="list-style-type: none"> 1. The time zone field displays differently for different OS platforms and depends upon the local machine time. On UNIX, the time zone is displayed in abbreviated form (for example, EST), while on Windows the time zone is not abbreviated (for example, Eastern Standard Time). Also, in some cases, the time zone might be displayed in GMT format, as Java APIs do not always return the time zone in localized format. For example, IST might be displayed as GMT+05:30. 2. The NUMENTRIES, MAXENTRIES, and PCNTFULL fields are not displayed for the <code>rtrv-stp</code> command. The <code>rtrv-stp</code> command does not generate a report from any particular table and is based on the current system configuration. 		

Sample System Header

```
"CLLI","SWREL","DBLEVEL","DBDATE","DBTIME","RPTDATE","RPTIME","TZ","RPTDATA",
"NUMENTRIES","MAXENTRIES","PCNTFULL"<cr><lf>
"tekelecstp","EAGLE 31.3.0-53.5.0","1362156","2003-10-02","13:38:15",
"2003-10-07","15:28:58","Eastern Standard Time","CONTROLLED FEATURE",
"26","2000","1%"<cr><lf>
```

Table Data Report

Table data output includes ASCII text and integer values. All ASCII text is contained between double quotes, while integer values are unquoted. For example, in [Figure 2: Sample Table Data Report](#), 893000110 is an integer value and 1000 is ASCII text.

```
"CLLI","SWREL","DBLEVEL","DBDATE","DBTIME","RPTDATE","RPTIME","TZ","RPTDATA",
"NUMENTRIES","MAXENTRIES","PCNTFULL"<cr><lf>
"tekelecstp","EAGLE 31.3.0-53.5.0","1362156","2003-10-02","13:38:15",
"2003-10-07","15:28:58","Eastern Standard Time","CONTROLLED FEATURE",
"26","2000","1%"<cr><lf>

"FEATNAME","PARTNUM","STATUS","QUANTITY","TRIALTM"<cr><lf>
"TPS",893000110,"PERM-ON","1000",<cr><lf>
"ISUP NORMALIZATION",893000110,"OFF",,"<cr><lf>
```

Figure 2: Sample Table Data Report

Chapter

4

MTP Tables

Topics:

- *Card (rtrv-card).....23*
- *Site ID (rtrv-sid).....30*
- *Feature (rtrv-feat).....32*
- *Controlled Feature (rtrv-ctrl-feat).....33*
- *Destination Point Code (rtrv-dstn).....34*
- *Signaling Link (rtrv-slk).....37*
- *Link Set (rtrv-ls).....38*
- *Route (rtrv-rte).....41*
- *STP Options (rtrv-stpopts).....43*
- *ATINP Options (rtrv-atinpopts).....45*
- *IPAS (rtrv-as).....45*
- *IP Node (rtrv-ip-node).....46*
- *SSCPOPTS (rtrv-sccpopts).....47*
- *SSAPPL (rtrv-ss-appl).....48*
- *Measurement Options (rtrv-measopts).....49*
- *AIQ Options (rtrv-aiqopts).....50*
- *MTC Measurement Options (rtrv-mtc-measopts).....51*

This chapter describes MTP table data reports.

Card (rtrv-card)

The output content for the `rtrv-card` command is shown in [Table 4: Output Content for rtrv-card](#).

Table 4: Output Content for rtrv-card

Field Name	Description	Data
LOC	Card Location	Integer
TYPE	Card Type	ASCII Text
APPL	Application software running on this card	ASCII Text
DATA	Data type provisioned for this card	ASCII Text
LSET(SLC)-A	Port A linkset name and signal link code	ASCII Text
LSET(SLC)-B	Port B linkset name and signal link code	ASCII Text
LSET(SLC)-A1	Port A1 linkset name and signal link code	ASCII Text
LSET(SLC)-B1	Port B1 linkset name and signal link code	ASCII Text
LSET(SLC)-A2	Port A2 linkset name and signal link code	ASCII Text
LSET(SLC)-B2	Port B2 linkset name and signal link code	ASCII Text
LSET(SLC)-A3	Port A3 linkset name and signal link code	ASCII Text
LSET(SLC)-B3	Port B3 linkset name and signal link code	ASCII Text
LSET(SLC)-A4	Link A4 linkset name and signal link code	ASCII Text
LSET(SLC)-B4	Link B4 linkset name and signal link code	ASCII Text
LSET(SLC)-A5	Link A5 linkset name and signal link code	ASCII Text
LSET(SLC)-B5	Link B5 linkset name and signal link code	ASCII Text
LSET(SLC)-A6	Link A6 linkset name and signal link code	ASCII Text
LSET(SLC)-B6	Link B6 linkset name and signal link code	ASCII Text
LSET(SLC)-A7	Link A7 linkset name and signal link code	ASCII Text
LSET(SLC)-B7	Link B7 linkset name and signal link code	ASCII Text
LSET(SLC)-A8	Link A8 linkset name and signal link code	ASCII Text
LSET(SLC)-B8	Link B8 linkset name and signal link code	ASCII Text
LSET(SLC)-A9	Link A9 linkset name and signal link code	ASCII Text
LSET(SLC)-B9	Link B9 linkset name and signal link code	ASCII Text
LSET(SLC)-A10	Link A10 linkset name and signal link code	ASCII Text
LSET(SLC)-B10	Link B10 linkset name and signal link code	ASCII Text

Field Name	Description	Data
LSET(SLC)-A11	Link A11 linkset name and signal link code	ASCII Text
LSET(SLC)-B11	Link B11 linkset name and signal link code	ASCII Text
LSET(SLC)-A12	Link A12 linkset name and signal link code	ASCII Text
LSET(SLC)-B12	Link B12 linkset name and signal link code	ASCII Text
LSET(SLC)-A13	Link A13 linkset name and signal link code	ASCII Text
LSET(SLC)-B13	Link B13 linkset name and signal link code	ASCII Text
LSET(SLC)-A14	Link A14 linkset name and signal link code	ASCII Text
LSET(SLC)-B14	Link B14 linkset name and signal link code	ASCII Text
LSET(SLC)-A15	Link A15 linkset name and signal link code	ASCII Text
LSET(SLC)-B15	Link B15 linkset name and signal link code	ASCII Text
LSET(SLC)-A16	Link A16 linkset name and signal link code	ASCII Text
LSET(SLC)-B16	Link B16 linkset name and signal link code	ASCII Text
LSET(SLC)-A17	Link A17 linkset name and signal link code	ASCII Text
LSET(SLC)-B17	Link B17 linkset name and signal link code	ASCII Text
LSET(SLC)-A18	Link A18 linkset name and signal link code	ASCII Text
LSET(SLC)-B18	Link B18 linkset name and signal link code	ASCII Text
LSET(SLC)-A19	Link A19 linkset name and signal link code	ASCII Text
LSET(SLC)-B19	Link B19 linkset name and signal link code	ASCII Text
LSET(SLC)-A20	Link A20 linkset name and signal link code	ASCII Text
LSET(SLC)-B20	Link B20 linkset name and signal link code	ASCII Text
LSET(SLC)-A21	Link A21 linkset name and signal link code	ASCII Text
LSET(SLC)-B21	Link B21 linkset name and signal link code	ASCII Text
LSET(SLC)-A22	Link A22 linkset name and signal link code	ASCII Text
LSET(SLC)-B22	Link B22 linkset name and signal link code	ASCII Text
LSET(SLC)-A23	Link A23 linkset name and signal link code	ASCII Text
LSET(SLC)-B23	Link B23 linkset name and signal link code	ASCII Text
LSET(SLC)-A24	Link A24 linkset name and signal link code	ASCII Text
LSET(SLC)-B24	Link B24 linkset name and signal link code	ASCII Text
LSET(SLC)-A25	Link A25 linkset name and signal link code	ASCII Text
LSET(SLC)-B25	Link B25 linkset name and signal link code	ASCII Text
LSET(SLC)-A26	Link A26 linkset name and signal link code	ASCII Text

Field Name	Description	Data
LSET(SLC)-B26	Link B26 linkset name and signal link code	ASCII Text
LSET(SLC)-A27	Link A27 linkset name and signal link code	ASCII Text
LSET(SLC)-B27	Link B27 linkset name and signal link code	ASCII Text
LSET(SLC)-A28	Link A28 linkset name and signal link code	ASCII Text
LSET(SLC)-B28	Link B28 linkset name and signal link code	ASCII Text
LSET(SLC)-A29	Link A29 linkset name and signal link code	ASCII Text
LSET(SLC)-B29	Link B29 linkset name and signal link code	ASCII Text
LSET(SLC)-A30	Link A30 linkset name and signal link code	ASCII Text
LSET(SLC)-B30	Link B30 linkset name and signal link code	ASCII Text
LSET(SLC)-A31	Link A31 linkset name and signal link code	ASCII Text
LSET(SLC)-B31	Link B31 linkset name and signal link code	ASCII Text
LSET(SLC)-A32	Link A32 linkset name and signal link code	ASCII Text
LSET(SLC)-B32	Link B32 linkset name and signal link code	ASCII Text
LSET(SLC)-A33	Link A33 linkset name and signal link code	ASCII Text
LSET(SLC)-B33	Link B33 linkset name and signal link code	ASCII Text
LSET(SLC)-A34	Link A34 linkset name and signal link code	ASCII Text
LSET(SLC)-B34	Link B34 linkset name and signal link code	ASCII Text
LSET(SLC)-A35	Link A35 linkset name and signal link code	ASCII Text
LSET(SLC)-B35	Link B35 linkset name and signal link code	ASCII Text
LSET(SLC)-A36	Link A36 linkset name and signal link code	ASCII Text
LSET(SLC)-B36	Link B36 linkset name and signal link code	ASCII Text
LSET(SLC)-A37	Link A37 linkset name and signal link code	ASCII Text
LSET(SLC)-B37	Link B37 linkset name and signal link code	ASCII Text
LSET(SLC)-A38	Link A38 linkset name and signal link code	ASCII Text
LSET(SLC)-B38	Link B38 linkset name and signal link code	ASCII Text
LSET(SLC)-A39	Link A39 linkset name and signal link code	ASCII Text
LSET(SLC)-B39	Link B39 linkset name and signal link code	ASCII Text
LSET(SLC)-A40	Link A40 linkset name and signal link code	ASCII Text
LSET(SLC)-B40	Link B40 linkset name and signal link code	ASCII Text
LSET(SLC)-A41	Link A41 linkset name and signal link code	ASCII Text
LSET(SLC)-B41	Link B41 linkset name and signal link code	ASCII Text

Field Name	Description	Data
LSET(SLC)-A42	Link A42 linkset name and signal link code	ASCII Text
LSET(SLC)-B42	Link B42 linkset name and signal link code	ASCII Text
LSET(SLC)-A43	Link A43 linkset name and signal link code	ASCII Text
LSET(SLC)-B43	Link B43 linkset name and signal link code	ASCII Text
LSET(SLC)-A44	Link A44 linkset name and signal link code	ASCII Text
LSET(SLC)-B44	Link B44 linkset name and signal link code	ASCII Text
LSET(SLC)-A45	Link A45 linkset name and signal link code	ASCII Text
LSET(SLC)-B45	Link B45 linkset name and signal link code	ASCII Text
LSET(SLC)-A46	Link A46 linkset name and signal link code	ASCII Text
LSET(SLC)-B46	Link B46 linkset name and signal link code	ASCII Text
LSET(SLC)-A47	Link A47 linkset name and signal link code	ASCII Text
LSET(SLC)-B47	Link B47 linkset name and signal link code	ASCII Text
LSET(SLC)-A48	Link A48 linkset name and signal link code	ASCII Text
LSET(SLC)-B48	Link B48 linkset name and signal link code	ASCII Text
LSET(SLC)-A49	Link A49 linkset name and signal link code	ASCII Text
LSET(SLC)-B49	Link B49 linkset name and signal link code	ASCII Text
LSET(SLC)-A50	Link A50 linkset name and signal link code	ASCII Text
LSET(SLC)-B50	Link B50 linkset name and signal link code	ASCII Text
LSET(SLC)-A51	Link A51 linkset name and signal link code	ASCII Text
LSET(SLC)-B51	Link B51 linkset name and signal link code	ASCII Text
LSET(SLC)-A52	Link A52 linkset name and signal link code	ASCII Text
LSET(SLC)-B52	Link B52 linkset name and signal link code	ASCII Text
LSET(SLC)-A53	Link A53 linkset name and signal link code	ASCII Text
LSET(SLC)-B53	Link B53 linkset name and signal link code	ASCII Text
LSET(SLC)-A54	Link A54 linkset name and signal link code	ASCII Text
LSET(SLC)-B54	Link B54 linkset name and signal link code	ASCII Text
LSET(SLC)-A55	Link A55 linkset name and signal link code	ASCII Text
LSET(SLC)-B55	Link B55 linkset name and signal link code	ASCII Text
LSET(SLC)-A56	Link A56 linkset name and signal link code	ASCII Text
LSET(SLC)-B56	Link B56 linkset name and signal link code	ASCII Text
LSET(SLC)-A57	Link A57 linkset name and signal link code	ASCII Text

Field Name	Description	Data
LSET(SLC)-B57	Link B57 linkset name and signal link code	ASCII Text
LSET(SLC)-A58	Link A58 linkset name and signal link code	ASCII Text
LSET(SLC)-B58	Link B58 linkset name and signal link code	ASCII Text
LSET(SLC)-A59	Link A59 linkset name and signal link code	ASCII Text
LSET(SLC)-B59	Link B59 linkset name and signal link code	ASCII Text
LSET(SLC)-A60	Link A60 linkset name and signal link code	ASCII Text
LSET(SLC)-B60	Link B60 linkset name and signal link code	ASCII Text
LSET(SLC)-A61	Link A61 linkset name and signal link code	ASCII Text
LSET(SLC)-B62	Link B61 linkset name and signal link code	ASCII Text
LSET(SLC)-A62	Link A62 linkset name and signal link code	ASCII Text
LSET(SLC)-B62	Link B62 linkset name and signal link code	ASCII Text
LSET(SLC)-A63	Link A63 linkset name and signal link code	ASCII Text
LSET(SLC)-B63	Link B63 linkset name and signal link code	ASCII Text

All entries do not have exactly the same number of data fields; the number of data fields is related to card type and application. For most card type and application combinations, the number of data fields is five, except as shown in [Table 5: Exceptions to Number of Data Fields per Card Type](#).

Table 5: Exceptions to Number of Data Fields per Card Type

Card Type	Application	Number of Data Fields
E5-MCAP	OAM	3
DCM	IPLIM/IPLIMI	11
LIMT1	SS7ANSI/CCS7ITU	Determined by the HC-MIM SLK Capacity feature quantity key (see note below)
LIME1	SS7ANSI/CCS7ITU	Determined by the HC-MIM SLK Capacity feature quantity key (see note below)

Note: The csv output of the `rtrv-card` command might differ from the EAGLE output. For LIME1 and LIMT1 cards, the number of links displayed is determined by the HC-MIM SLK Capacity feature quantity key as follows:

- If the HC-MIM SLK Capacity feature 64 quantity key is enabled, a LIME1/T1 card will show link data for A through B31.

Example output file name: `card_20031002_1338.csv`

Abbreviated example output file format:

```
"CLLI", "SAREL", "DELEVEL", "DEDATE", "DETIME", "RPIDATE", "RPTIME", "TZ", "RPIDATA", "NUMENRIES", "MAXENRIES", "PCNIFULL"
```

```

"tklc1090201","EAGLE
46.5.0.0.0-70.32.0","1579","2017-05-17","01:24:04","2017-05-17","01:07:49","EST","CARD","15","256","6%"

"LOC","TYPE","APPL","DATA","LSET(SLC)-A","LSET(SLC)-B","LSET(SLC)-A1","LSET(SLC)-
B1","LSET(SLC)-A2","LSET(SLC)-B2","LSET(SLC)-A3","LSET(SLC)-B3","LSET(SLC)-
A4","LSET(SLC)-B4","LSET(SLC)-A5","LSET(SLC)-B5","LSET(SLC)-A6","LSET(SLC)-
B6","LSET(SLC)-A7","LSET(SLC)-B7","LSET(SLC)-A8","LSET(SLC)-B8","LSET(SLC)-
A9","LSET(SLC)-B9","LSET(SLC)-A10","LSET(SLC)-B10","LSET(SLC)-A11","LSET(SLC)-
B11","LSET(SLC)-A12","LSET(SLC)-B12","LSET(SLC)-A13","LSET(SLC)-B13","LSET(SLC)-
A14","LSET(SLC)-B14","LSET(SLC)-A15","LSET(SLC)-B15","LSET(SLC)-A16","LSET(SLC)-
B16","LSET(SLC)-A17","LSET(SLC)-B17","LSET(SLC)-A18","LSET(SLC)-B18","LSET(SLC)-
A19","LSET(SLC)-B19","LSET(SLC)-A20","LSET(SLC)-B20","LSET(SLC)-A21","LSET(SLC)-
B21","LSET(SLC)-A22","LSET(SLC)-B22","LSET(SLC)-A23","LSET(SLC)-B23","LSET(SLC)-
A24","LSET(SLC)-B24","LSET(SLC)-A25","LSET(SLC)-B25","LSET(SLC)-A26","LSET(SLC)-
B26","LSET(SLC)-A27","LSET(SLC)-B27","LSET(SLC)-A28","LSET(SLC)-B28","LSET(SLC)-
A29","LSET(SLC)-B29","LSET(SLC)-A30","LSET(SLC)-B30","LSET(SLC)-A31","LSET(SLC)-
B31","LSET(SLC)-A32","LSET(SLC)-B32","LSET(SLC)-A33","LSET(SLC)-B33","LSET(SLC)-
A34","LSET(SLC)-B34","LSET(SLC)-A35","LSET(SLC)-B35","LSET(SLC)-A36","LSET(SLC)-
B36","LSET(SLC)-A37","LSET(SLC)-B37","LSET(SLC)-A38","LSET(SLC)-B38","LSET(SLC)-
A39","LSET(SLC)-B39","LSET(SLC)-A40","LSET(SLC)-B40","LSET(SLC)-A41","LSET(SLC)-
B41","LSET(SLC)-A42","LSET(SLC)-B42","LSET(SLC)-A43","LSET(SLC)-B43","LSET(SLC)-
A44","LSET(SLC)-B44","LSET(SLC)-A45","LSET(SLC)-B45","LSET(SLC)-A46","LSET(SLC)-
B46","LSET(SLC)-A47","LSET(SLC)-B47","LSET(SLC)-A48","LSET(SLC)-B48","LSET(SLC)-
A49","LSET(SLC)-B49","LSET(SLC)-A50","LSET(SLC)-B50","LSET(SLC)-A51","LSET(SLC)-
B51","LSET(SLC)-A52","LSET(SLC)-B52","LSET(SLC)-A53","LSET(SLC)-B53","LSET(SLC)-
A54","LSET(SLC)-B54","LSET(SLC)-A55","LSET(SLC)-B55","LSET(SLC)-A56","LSET(SLC)-
B56","LSET(SLC)-A57","LSET(SLC)-B57","LSET(SLC)-A58","LSET(SLC)-B58","LSET(SLC)-
A59","LSET(SLC)-B59","LSET(SLC)-A60","LSET(SLC)-B60","LSET(SLC)-A61","LSET(SLC)-
B61","LSET(SLC)-A62","LSET(SLC)-B62","LSET(SLC)-A63","LSET(SLC)-B63"

1101,"DCM","IPLIMI",,"ls1101      (0)",,,,,,,,,,,,,,
1103,"DCM","IPGWI",,"ls1103      (0)",,,,,,,,,,,,,,
1104,"IPSM","IPS",,,,,,
1106,"ENETB","IPSG","GTT",gtt1sn0b
(0),,,,,,,,,,,,,,

,,,,,,,,,,,,,
1107,"SLIC","IPSG","NOSCCP",,"ls1107a00 (0)",,"ls1107a04 (0)",,"ls1107a00
(1)",,"ls1107a04 (1)",,"ls1107a00 (2)",,"ls1107a04 (2)",,"ls1107a00
(3)",,"ls1107a04 (3)",,"ls1107a00 (4)",,"ls1107a04 (4)",,"ls1107a00
(5)",,"ls1107a04 (5)",,"ls1107a00 (6)",,"ls1107a04 (6)",,"ls1107a00
(7)",,"ls1107a04 (7)",,"ls1107a00 (8)",,"ls1107a04 (8)",,"ls1107a00
(9)",,"ls1107a04 (9)",,"ls1107a00 (10)",,"ls1107a04 (10)",,"ls1107a00
(11)",,"ls1107a04 (11)",,"ls1107a00 (12)",,"ls1107a04 (12)",,"ls1107a00
(13)",,"ls1107a04 (13)",,"ls1107a00 (14)",,"ls1107a04 (14)",,"ls1107a00
(15)",,"ls1107a04 (15)",,"ls1107a01 (0)",,"ls1107a05 (0)",,"ls1107a01
(1)",,"ls1107a05 (1)",,"ls1107a01 (2)",,"ls1107a05 (2)",,"ls1107a01
(3)",,"ls1107a05 (3)",,"ls1107a01 (4)",,"ls1107a05 (4)",,"ls1107a01
(5)",,"ls1107a05 (5)",,"ls1107a01 (6)",,"ls1107a05 (6)",,"ls1107a01
(7)",,"ls1107a05 (7)",,"ls1107a01 (8)",,"ls1107a05 (8)",,"ls1107a01
(9)",,"ls1107a05 (9)",,"ls1107a01 (10)",,"ls1107a05 (10)",,"ls1107a01
(11)",,"ls1107a05 (11)",,"ls1107a01 (12)",,"ls1107a05 (12)",,"ls1107a01
(13)",,"ls1107a05 (13)",,"ls1107a01 (14)",,"ls1107a05 (14)",,"ls1107a01
(15)",,"ls1107a05 (15)",,"ls1107a02 (0)",,"ls1107a06 (0)",,"ls1107a02
(1)",,"ls1107a06 (1)",,"ls1107a02 (2)",,"ls1107a06 (2)",,"ls1107a02
(3)",,"ls1107a06 (3)",,"ls1107a02 (4)",,"ls1107a06 (4)",,"ls1107a02
(5)",,"ls1107a06 (5)",,"ls1107a02 (6)",,"ls1107a06 (6)",,"ls1107a02
(7)",,"ls1107a06 (7)",,"ls1107a02 (8)",,"ls1107a06 (8)",,"ls1107a02
(9)",,"ls1107a06 (9)",,"ls1107a02 (10)",,"ls1107a06 (10)",,"ls1107a02
(11)",,"ls1107a06 (11)",,"ls1107a02 (12)",,"ls1107a06 (12)",,"ls1107a02
(13)",,"ls1107a06 (13)",,"ls1107a02 (14)",,"ls1107a06 (14)",,"ls1107a02
(15)",,"ls1107a06 (15)",,"ls1107a03 (0)",,"ls1107a07 (0)",,"ls1107a03
(1)",,"ls1107a07 (1)",,"ls1107a03 (2)",,"ls1107a07 (2)",,"ls1107a03
(3)",,"ls1107a07 (3)",,"ls1107a03 (4)",,"ls1107a07 (4)",,"ls1107a03
(5)",,"ls1107a07 (5)",,"ls1107a03 (6)",,"ls1107a07 (6)",,"ls1107a03

```

```

(7)", "ls1107a07 (7)", "ls1107a03 (8)", "ls1107a07 (8)", "ls1107a03
(9)", "ls1107a07 (9)", "ls1107a03 (10)", "ls1107a07 (10)", "ls1107a03
(11)", "ls1107a07 (11)", "ls1107a03 (12)", "ls1107a07 (12)", "ls1107a03
(13)", "ls1107a07 (13)", "ls1107a03 (14)", "ls1107a07 (14)", "ls1107a03
(15)", "ls1107a07 (15)"
1108, "SLIC", "IPSG", "NOSCCP", "ls1108i00 (0)", "ls1108i04 (0)", "ls1108i00
(1)", "ls1108i04 (1)", "ls1108i00 (2)", "ls1108i04 (2)", "ls1108i00
(3)", "ls1108i04 (3)", "ls1108i00 (4)", "ls1108i04 (4)", "ls1108i00
(5)", "ls1108i04 (5)", "ls1108i00 (6)", "ls1108i04 (6)", "ls1108i00
(7)", "ls1108i04 (7)", "ls1108i00 (8)", "ls1108i04 (8)", "ls1108i00
(9)", "ls1108i04 (9)", "ls1108i00 (10)", "ls1108i04 (10)", "ls1108i00
(11)", "ls1108i04 (11)", "ls1108i00 (12)", "ls1108i04 (12)", "ls1108i00
(13)", "ls1108i04 (13)", "ls1108i00 (14)", "ls1108i04 (14)", "ls1108i00
(15)", "ls1108i04 (15)", "ls1108i01 (0)", "ls1108i05 (0)", "ls1108i01
(1)", "ls1108i05 (1)", "ls1108i01 (2)", "ls1108i05 (2)", "ls1108i01
(3)", "ls1108i05 (3)", "ls1108i01 (4)", "ls1108i05 (4)", "ls1108i01
(5)", "ls1108i05 (5)", "ls1108i01 (6)", "ls1108i05 (6)", "ls1108i01
(7)", "ls1108i05 (7)", "ls1108i01 (8)", "ls1108i05 (8)", "ls1108i01
(9)", "ls1108i05 (9)", "ls1108i01 (10)", "ls1108i05 (10)", "ls1108i01
(11)", "ls1108i05 (11)", "ls1108i01 (12)", "ls1108i05 (12)", "ls1108i01
(13)", "ls1108i05 (13)", "ls1108i01 (14)", "ls1108i05 (14)", "ls1108i01
(15)", "ls1108i05 (15)", "ls1108i02 (0)", "ls1108i06 (0)", "ls1108i02
(1)", "ls1108i06 (1)", "ls1108i02 (2)", "ls1108i06 (2)", "ls1108i02
(3)", "ls1108i06 (3)", "ls1108i02 (4)", "ls1108i06 (4)", "ls1108i02
(5)", "ls1108i06 (5)", "ls1108i02 (6)", "ls1108i06 (6)", "ls1108i02
(7)", "ls1108i06 (7)", "ls1108i02 (8)", "ls1108i06 (8)", "ls1108i02
(9)", "ls1108i06 (9)", "ls1108i02 (10)", "ls1108i06 (10)", "ls1108i02
(11)", "ls1108i06 (11)", "ls1108i02 (12)", "ls1108i06 (12)", "ls1108i02
(13)", "ls1108i06 (13)", "ls1108i02 (14)", "ls1108i06 (14)", "ls1108i02
(15)", "ls1108i06 (15)", "ls1108i03 (0)", "ls1108i07 (0)", "ls1108i03
(1)", "ls1108i07 (1)", "ls1108i03 (2)", "ls1108i07 (2)", "ls1108i03
(3)", "ls1108i07 (3)", "ls1108i03 (4)", "ls1108i07 (4)", "ls1108i03
(5)", "ls1108i07 (5)", "ls1108i03 (6)", "ls1108i07 (6)", "ls1108i03
(7)", "ls1108i07 (7)", "ls1108i03 (8)", "ls1108i07 (8)", "ls1108i03
(9)", "ls1108i07 (9)", "ls1108i03 (10)", "ls1108i07 (10)", "ls1108i03
(11)", "ls1108i07 (11)", "ls1108i03 (12)", "ls1108i07 (12)", "ls1108i03
(13)", "ls1108i07 (13)", "ls1108i03 (14)", "ls1108i07 (14)", "ls1108i03
(15)", "ls1108i07 (15)"
1113, "E5MCP", "OAM"
1114, "TDM-A", ""
1115, "E5MCP", "OAM"
1116, "TDM-B", ""
1117, "MDAL", ""
1201, "DSM", "VSCCP",
1211, "MCPM", "MCP", , ,
1217, "DSM", "VSCCP",

```

Maximum File Size

Assuming that the maximum number of cards equipped in system is 255:

- HC-MIM SLK Capacity feature not enabled:

```
250 (System header) + 268 (Report header) + 312 X 255 cards (Report data) =
80,078 bytes
```

- HC-MIM SLK Capacity feature 24 quantity key enabled:

```
250 (System header) + 396 (Report header) + 464 X 255 cards (Report data) =
118,966 bytes
```

- HC-MIM SLK Capacity feature 32 quantity key enabled:

```
250 (System header) + 524 (Report header) + 616 X 255 cards (Report data) =
157,854 bytes
```

- HC-MIM SLK Capacity feature 40 quantity key enabled:

```
250 (System header) + 652 (Report header) + 768 X 255 cards (Report data) =
196,742 bytes
```

- HC-MIM SLK Capacity feature 48 quantity key enabled:

```
250 (System header) + 780 (Report header) + 920 X 255 cards (Report data) =
235,630 bytes
```

- HC-MIM SLK Capacity feature 56 quantity key enabled:

```
250 (System header) + 908 (Report header) + 1072 X 255 cards (Report data) =
274,518 bytes
```

- HC-MIM SLK Capacity feature 64 quantity key enabled:

```
250 (System header) + 1036 (Report header) + 1224 X 255 cards (Report data) =
313,406 bytes
```

Site ID (rtrv-sid)

The output content for `rtrv-sid` lists the self-identity destination point code (DPC), CLLI, and capability point codes associated with the STP in its active database.

Table 6: Output Content for rtrv-sid

Field Name	Description	Data
PCA	ANSI Point Code	ASCII Text
PCI	ITU-International Point Code	ASCII Text
PCN	ITU-National Point Code	ASCII Text
PCN24	ITU-National 24 bit Point Code	ASCII Text
PCN16	ITU-National 16 bit Point Code	ASCII Text
PCI-S	ITU-International Spare Point Code	ASCII Text
PCN-S	ITU-National Spare Point Code	ASCII Text
CLLI	Common Language Location Identifier	ASCII Text
PCTYPE	Point Code Type	ASCII Text
CPC(STP)	Capability Point Code for STP	ASCII Text

Field Name	Description	Data
CPC(LNP)	Capability Point Code for LNP	ASCII Text
CPC(INP)	Capability Point Code for INP	ASCII Text
CPC(EIR)	Capability Point Code for EIR	ASCII Text
CPC(GFLEX)	Capability Point Code for GFLEX	ASCII Text
CPC(GPORT)	Capability Point Code for GPORT	ASCII Text
CPC(MNP)	Capability Point Code for MNP	ASCII Text
CPC(VFLEX)	Capability Point Code for VFLEX	ASCII Text
CPC(ATINPQ)	Capability Point Code for ATINP	ASCII Text

Example output file: sid_20031002_1338.csv

Abbreviated example output file format:

```
"CLLI", "SWREL", "DBLEVEL", "DBDATE", "DBTIME", "RPTDATE", "RPTIME", "TZ", "RPTDATA", "NUMENTRIES",
"MAXENTRIES", "PCNTFULL"<cr><lf>
"tekelecstp", "EAGLE 41.0.0-62.27.0", "1362156", "2009-05-19", "13:38:15",
"2009-05-19", "15:49:16", "Eastern Standard Time", "SITE ID", "1", "1", "100%"<cr><lf>

"PCA", "PCI", "PCN", "PCN24", "PCI-S", "PCN-S", "CLLI", "PCTYPE", "CPC (STP)", "CPC (LNP)",
"CPC (INP)", "CPC (EIR)", "CPC (GFLEX)", "CPC (GPORT)", "CPC (VFLEX)", "CPC
(ATINPQ)"<cr><lf>
" 008-060-008", "-----", "-----", "-----", " s-1-001-2", "
s-00100", "e1110501", "ANSI", " 008-060-001 100-100-100 ", " 008-060-000
008-060-002 ", " ", " 123", " 2-101-1 s-2-101-1 102", " 2-201-1 s-2-202-1
s-2-301-1 203 s-203"<cr><lf>
```

J7 Point code Support Example: sid_20020304_2041.csv

```
"CLLI", "SWREL", "DBLEVEL", "DBDATE", "DBTIME", "RPTDATE", "RPTIME", "TZ", "RPTDATA", "NUMENTRIES",
"MAXENTRIES", "PCNTFULL"
"eagle3", "EAGLE 45.1.0-64.75.0", "273", "2002-03-04", "20:41:11", "2013-09-25",
"15:04:13", "India Standard Time", "SITE ID", "1", "1", "100%"

"PCA", "PCI", "PCN", "PCN24", "PCN16", "PCI-S", "PCN-S", "CLLI", "PCTYPE", "CPC (STP)", "CPC
(LNP)", "CPC (INP)", "CPC (EIR)", "CPC (GFLEX)", "CPC (GPORT)", "CPC (VFLEX)", "CPC
(ATINPQ)"
"-----", " 1-001-0", " 12345", "-----", " 001-14-00", "
s-2-003-4", " s-12343", "eagle3", "OTHER", " 1-002-3 13245 008-08-08
", " ", " ", " ", " ", " ", " ", " ", " ", " "
```

Maximum File Size

```
System header + Report header + Report data
250 + 170 + 500 = 920 bytes
```

Feature (rtrv-feat)

The output content for rtrv-feat lists the features provisioned in the EAGLE system.

Table 7: Output Content for rtrv-feat

Field Name	Description	Data
FEATNAME	Feature Name	ASCII Text
STATUS	Status, can be either ON or OFF	ASCII Text

Example output file name: feat_20020505_1550.csv

Abbreviated example output file format:

```
"CLLI", "SWREL", "DBLEVEL", "DBDATE", "DBTIME", "RPTDATE", "RPTIME", "TZ", "RPTDATA", "NUMENTRIES",
"MAXENTRIES", "PCNTFULL"<cr><lf>
"tekelecstp", "EAGLE 38.0.0-60.3.0", "820", " 2007-08-07", "15:50:04", " 2007-08-07",
"10:50:37", "EASTERN STANDARD TIME", "SYSTEM FEATURE", 26, 26, "100%"<cr><lf>
<cr><lf>
"FEATNAME", "STATUS"<cr><lf>

"GTT", "ON"<cr><lf>
"GWS", "OFF"<cr><lf>
"NRT", "OFF"<cr><lf>
  "LAN", "OFF"<cr><lf>
"CRMD", "OFF"<cr><lf>
  "LFS", "OFF"<cr><lf>
"MTPRS", "OFF"<cr><lf>
"FAN", "OFF"<cr><lf>
"DSTN5000", "OFF"<cr><lf>
"WNP", "OFF"<cr><lf>
"CNCF", "OFF"<cr><lf>
"TLNP", "OFF"<cr><lf>
"SCPCNV", "OFF"<cr><lf>
"TCAPCNV", "OFF"<cr><lf>
"IPISUP", "OFF"<cr><lf>
  "PLNP", "OFF"<cr><lf>
"NCR", "OFF"<cr><lf>
"ITUMTPRS", "OFF"<cr><lf>
"SLSOCB", "OFF"<cr><lf>
"EGTT", "OFF"<cr><lf>
"VGT", "OFF"<cr><lf>
  "MPC", "OFF"<cr><lf>
"ITUDUPPC", "OFF"<cr><lf>
"MEASPLAT", "OFF"<cr><lf>
"TSYNS", "OFF"<cr><lf>
"E5IS", "OFF"<cr><lf>
```

Maximum File Size

```
System header + Report header + Report data
250 + 19 + 20 x 26 features = 789 bytes
```


Controlled Feature (rtrv-ctrl-feat)

The output content for `rtrv-ctrl-feat` lists the controlled features provisioned in the EAGLE system.

Table 8: Output content for rtrv-ctrl-feat

Field Name	Description	Data
FEATNAME	Feature name	ASCII Text
PARTNUM	Part number for the feature	Integer
STATUS	Status, can be one of the following: OFF, PERM-ON, TEMP-ON, EXPIRED	ASCII Text
QUANTITY	Quantity enabled for a quantity feature	ASCII Text
TRIALTM	Trial period of time remaining as calculated by the difference between the report time and the time stored in <code>ctrlfeat.tbl</code>	ASCII Text

Example output file name: ctrl-feat_20031002_1338.csv

Abbreviated example output file format:

```
"CLLI", "SWREL", "DBLEVEL", "DBDATE", "DBTIME", "RPTDATE", "RPTIME", "TZ", "RPTDATA", "NUMENTRIES",
"MAXENTRIES", "PCNTFULL"<cr><lf>
"tekelecstp", "EAGLE 38.0.0-60.3.0", "1362156", "2003-10-02", "13:38:15", "2007-11-07",
"15:28:58", "Eastern Standard Time", "CONTROLLED FEATURE", "26", "2000", "1%"<cr><lf>

"FEATNAME", "PARTNUM", "STATUS", "QUANTITY", "TRIALTM"<cr><lf>
"TPS", 893000110, "PERM-ON", "1000", ""<cr><lf>
"ISUP NORMALIZATION", 893000110, "OFF", "", ""<cr><lf>
"LNP SHORT MESSAGE SERVICE", 893006601, "TEMP-ON", "20 DAYS 20 HRS 43 MINS"<cr><lf>
```

J7 Point code Support Example: ctrl-feat_20020304_2041.csv

```
"CLLI", "SWREL", "DBLEVEL", "DBDATE", "DBTIME", "RPTDATE", "RPTIME", "TZ", "RPTDATA", "NUMENTRIES",
"MAXENTRIES", "PCNTFULL"
"eagle3", "EAGLE 45.1.0-64.75.0", "273", "2002-03-04", "20:41:11", "2013-09-25",
"15:47:08", "India Standard Time", "CONTROLLED FEATURE", "9", "2000", "1%"

"J7 support", 893040801, "perm-on", "", ""
```

Maximum File Size

```
System header + Report header + Report data
250 + 50 + 2000 x 117 controlled features = 234,300 bytes
```

Note: The maximum file size depends upon the number of controlled features supported in a particular release. Thus, whenever the number of controlled features increases/decreases in a specific release, this calculation must be updated.

Destination Point Code (rtrv-dstn)

The output content for `rtrv-dstn` lists all destination point code entries in the destination point code table.

Table 9: Output Content for rtrv-dstn

Field Name	Description	Data
DPC	Destination Point Code	ASCII Text
NTWK_DPC	Network type of DPC	ASCII Text
ALIAS PC1	Alias Point Code 1	ASCII Text
NTWK_ALIAS1	Network type of Alias Point Code 1	ASCII Text
ALIAS PC2	Alias Point Code 2	ASCII Text
NTWK_ALIAS2	Network type of Alias Point Code	ASCII Text
CLLI	The Common Language Location Identifier for the STP	ASCII Text
BEI	Broadcast Exception Indicator	ASCII Text
ELEI	Exception List Exclusion Indicator	ASCII Text
DOMAIN	The network in which the destination entity or node exists	ASCII Text
SPC/PPC	Secondary Point Code/ Proxy Point Code	ASCII Text
NCAI	Nested Cluster Allow Indicator	ASCII Text
PRX	Proxy Point Code Indicator	ASCII Text
CNT	The count of proxy linksets using this Proxy Point Code	Integer
RCAUSE	Release cause	Integer
NPRST	NM bits reset	ASCII Text
SPLITIAM	Maximum number of CdPN digits allowed in the IAM message before splitting occurs	Integer
HMSMSC	Home SMSC	ASCII Text
HMSCP	Home SCP	ASCII Text
SCCPMSGCNV	SCCP UDT(S)/XUDT(S) Message Conversion Indicator. This parameter specifies the kind of conversion performed on messages for this destination.	ASCII Text

Example output file name: dstn_20031002_1338.csv

Abbreviated example output file format:

```

"CLLI","SWREL","DBLEVEL","DBDATE","DBTIME","RPTDATE","RPTIME","TZ","RPTDATA","NUMENTRIES",
"MAXENTRIES","PCNTFULL"<cr><lf>
"tekelecstp","","129","2009-08-27","15:13:01","2009-08-27","15:13:30","India
Standard Time","DESTINATION POINT CODE","19","2000","1%"<cr><lf>

"DPC","NTWK_DPC","ALIAS_PC1","NTWK_ALIAS1","ALIAS
PC2","NTWK_ALIAS2","CLLI","BEI","ELEI","DOMAIN","SPC/PPC","NCAI","PRX","CNT","RCAUSE",
"NPRST","SPLITIAM","HMSMSC","HMSCP","SCCPMSGCNV"<cr><lf>
" 001-001-001","ANSI","-----","-----",
"-----","no","--","SS7",
",,----","no",,"none","off","none","no","no","none"<cr><lf>
" 002-002-002","ANSI","-----","-----",
"-----","no","--","SS7",
",,----","no",,"none","off","none","no","no","none"<cr><lf>
" 007-007-007","ANSI","-----","-----",
"-----","no","--","SS7",
",,----","no",,"none","off","none","no","no","xudt2udt"<cr><lf>
" 003-003-003","ANSI","-----","-----",
"-----","no","--","SS7",
",,----","no",,"none","off","none","no","no","none"<cr><lf>
" 004-004-004","ANSI","-----","-----",
"-----","no","--","SS7",
",,----","no",,"none","off","none","no","no","sxudt2udt"<cr><lf>
" 002-001-003","ANSI","-----","-----",
"-----","no","--","SS7",
",,----","no",,"none","off","none","no","no","none"<cr><lf>
" 002-001-005","ANSI","-----","-----",
"-----","no","--","SS7",
",,----","no",,"none","off","none","no","no","udt2xudt"<cr><lf>
" 003-003-002","ANSI","-----","-----",
"-----","no","--","SS7",
",,----","yes",0,"none","off","none","no","no","udt2xudt"<cr><lf>
" 008-004-004","ANSI","-----","-----",
"-----","no","--","SS7",
",,----","no",,"none","off","none","no","no","none"<cr><lf>
" 001-001-003","ANSI","-----","-----",
"-----","no","--","SS7",
",,----","no",,"none","off","none","no","no","none"<cr><lf>
" 001-001-004","ANSI","-----","-----",
"-----","no","--","SS7",
",,----","no",,"none","off","none","no","no","none"<cr><lf>
" 5-005-5","ITUI","-----","-----",
"-----","no","--","SS7",
",,----","no",,"none","off","none","no","no","udt2xudt"<cr><lf>
" 6-006-6","ITUI","-----","-----",
"-----","no","--","SS7",
",,----","no",,"none","off","none","no","no","xudt2udt"<cr><lf>
" 2-001-4","ITUI","-----","-----",
"-----","no","--","SS7",
",,----","no",,"none","off","none","no","no","none"<cr><lf>
" 2-001-6","ITUI","-----","-----",
"-----","no","--","SS7",
",,----","no",,"none","off","none","no","no","none"<cr><lf>
" 2-001-7","ITUI","-----","-----",
"-----","no","--","SS7",
",,----","no",,"none","off","none","no","no","udt2xudt"<cr><lf>
" 3-003-2","ITUI"," 003-003-004","ANSI","-----",
"-----","no","--","SS7",
",,----","no",,"none","off","none","no","no","xudt2udt"<cr><lf>
" 015-020-001","ITUN24","-----","-----",

```

```

"-----", "no", "----", "SS7", "-----
", "----", "no", "none", "off", "none", "no", "no", "none" <cr><lf>
" 015-100-010", "ITUN24", "-----", "-----", "-----", "-----",
"-----", "no", "----", "SS7", "-----
", "----", "no", "none", "off", "none", "no", "no", "sxudt2udt" <cr><lf>

```

J7 Point Code Support Example: dstn_20020304_2041.csv

```

"CLLI", "SWREL", "DBLEVEL", "DBDATE", "DBTIME", "RPTDATE", "RPTIME", "TZ", "RPTDATA", "NUMENTRIES",
"MAXENTRIES", "PCNTFULL"
"eagle3", "EAGLE 45.1.0-64.75.0", "273", "2002-03-04", "20:41:11", "2013-09-25",
"15:04:13", "India Standard Time", "DESTINATION POINT CODE", "11", "2000", "1%"

"DPC", "NTWK_DPC", "ALIAS_PC1", "NTWK_ALIAS1", "ALIAS
PC2", "NTWK_ALIAS2", "CLLI", "BEI", "ELEI", "DOMAIN", "SPC/PPC", "NCAI", "PRX", "CNT", "RCAUSE",
"NPRST", "SPLITIAM", "HMSMSC", "HMSCP", "SCCPMSGCNV"

" 2-002-2", "ITUI", " 001-04-06", "ITUN16", "
12321", "ITUN", "-----", "no", "----", "SS7", "-----
", "----", "none", "off", "none", "no", "no", " none "
" 007-14-00", "ITUN16", "-----", "-----", "-----",
"-----", "-----", "no", "----", "SS7", "-----
", "----", "none", "off", "none", "no", "no", " none "

```

Maximum File Size

For a report of 2000 destination point codes:

```

System header + Report header + Report data
250 + 184 + 198 x 2000 = 396,434 bytes

```

For a report of 5000 destination point codes:

```

System header + Report header + Report data
250 + 184 + 198 x 5000 = 990,434 bytes

```

For a report of 6000 destination point codes:

```

System header + Report header + Report data
250 + 184 + 198 x 6000 = 1,188,434 bytes

```

For a report of 8000 destination point codes:

```

System header + Report header + Report data
250 + 184 + 198 x 8000 = 1,584,434 bytes

```

For a report of 10000 destination point codes:

```

System header + Report header + Report data
250 + 184 + 198 x 10,000 = 1,980,434 bytes

```

Signaling Link (rtrv-slk)

The output content for `rtrv-slk` lists all link information for LSL and ATM signaling links.

Table 10: Output content for rtrv-slk

Field Name	Description	Data
LOC	The location of the card containing the signaling link	Integer
LINK	The port on the card containing the signaling link	ASCII Text
LSN	Link set name	ASCII Text
SLC	The signaling link code	Integer
TYPE	The type of the card	ASCII Text
ANAME	Association name	ASCII Text
SLKTPS	TPS of a signaling link in an IPSP link set.	Integer
IPLIML2	IPLIMx level 2 stack	ASCII Text
L2TSET	Level 2 timer set	Integer
LPSET	ATM link parameter set identifier	Integer
BPS	The transmission rate of the signaling link in bits per second	Integer
ECM	The basic of PC for transmission	ASCII Text
PCRN1	The MSU number	ASCII Text
PCRN2	The octet number	ASCII Text
ATMTSEL	ATM timing selector	ASCII Text
VCI	ATM virtual channel identifier	Integer
VPI	ATM virtual path identifier	Integer
LL	ATM line length	Integer
E1ATMCRC4	CRC4 multi frame structure enabling status	ASCII Text
E1ATMSI	Spare international NFAS	Integer
E1ATMSN	Spare national NFAS	Integer
E1/T1LOC	E1 or T1 card location (differentiated by TYPE)	ASCII Text
E1/T1/J1PORT	E1,T1 or J1 port number (differentiated by TYPE)	Integer
TS	Time slot	Integer

Example output file: slk_20031107_1418.csv

Abbreviated example output file format:

```

"CLLI","SWREL","DBLEVEL","DBDATE","DBTIME","RPTDATE","RPTIME","TZ","RPTDATA","NUMENTRIES",
"MAXENTRIES","PCNTFULL"<cr><lf>
"tekelecstp","EAGLE 41.1.0-62.45.0","147","2006-14-08","19:05:23","2009-09-04",
"15:39:10","CST","SIGNALING LINK","8","1200","1%"<cr><lf>

"LOC","LINK","LSN","SLC","TYPE","IPLIML2","ANAME","SLKTPS","L2TSET","LPSET","BPS","ECM",
"PCRN1","PCRN2","ATMTSEL","VCI","VPI","LL","E1ATMCRC4","E1ATMSI","E1ATMSN",
"E1/T1LOC","E1/T1/J1PORT","TS"<cr><lf>
1202,"A ","ls1",0,"LIMDS0",,,,1,"56000
","BASIC","----","-----",,,,,,,<cr><lf>
1202,"B ","ls2",0,"LIMDS0",,,,1,"56000
","BASIC","----","-----",,,,,,,<cr><lf>
1204,"A ","ls1204",0,"LIMDS0",,,,1,"56000 ","PCR","76 ","3800
",,,,,,,<cr><lf>
1204,"A1 ","ls1204",1,"LIMDS0",,,,1,"56000 ","PCR","89 ","1000
",,,,,,,<cr><lf>
1203,"A","ls1203",0,"LIMATM",,,,1,"1544000",,,,,"LINE",5,0,0,,,,, <cr><lf>
1206,"A1 ","ls11",0,"IPSG",,"","assoc1207",200,,,,, <cr><lf>
1207,"A1 ","ls22",1,"IPSG",,"","assoc1204",200,,,,, <cr><lf>
1106,"A ","ls163",4,"SS7IPGW",,"",,,,,, <cr><lf>
1101,"A ","ls123",1,"LIMT1",,,,36,,,"64000
","BASIC","----","-----",,,,,,"",1,1<cr><lf>

```

Maximum File Size

There are four possible maximum file sizes depending on feature and DB provisioning.

- The default maximum file size (system has up to 1200 links):

```

System header + Report header + Report data
250 + 193 + 193 x 1200 = 232,043 bytes

```

- Maximum file size when quantity feature enabled to 1500 links:

```

System header + Report header + Report data
250 + 193 + 193 x 1500 = 289,943 bytes

```

- Maximum file size when quantity feature enabled to 2000 links:

```

System header + Report header + Report data
250 + 193 + 193 x 2000 = 386,443 bytes

```

- Maximum file size when quantity feature enabled to 2800 links:

```

System header + Report header + Report data
250 + 193 + 193 x 2800 = 540,843 bytes

```

Link Set (rtrv-ls)The output content for `rtrv-ls` lists the attributes of all link sets.

Table 11: Output Content for rtrv-ls

Field Name	Description	Data
LSN	Link set name	ASCII Text
DOMAIN	Network Domain	ASCII Text
APC	Adjacent Point Code	ASCII Text
ITUNCHINA	Indicate whether the linkset attaches to a 24 bit ITU China system	ASCII Text
SCRN	GWS Screen Set Name	ASCII Text
L3TSET	Level 3 Timer Set	Integer
SLTSET	SLTM Record Index	Integer
BEI	TFP Broadcast Exception Indicator	ASCII Text
LST	Link Set Type	ASCII Text
LNKS	Number of links assigned to this linkset	Integer
GWSA	Gateway Screening Action	ASCII Text
GWSM	Gateway Screening Mode	ASCII Text
GWSD	Gateway Screening MSU Discard Mode	ASCII Text
SLSCI	5-to-8 Bit SLS Conversion Indicator	ASCII Text
NIS	Network Indicator Spare	ASCII Text
SPC/PPC	Secondary Point Code/ Proxy Point Code	ASCII Text
CLLI	Far end Common Language Location Identifier	ASCII Text
TFATCABMLQ	Minimum number of links in the given linkset that must be available to user-part messages traffic in order for the STP to consider the first-choice ordered routes using that linkset as allowed rather than restricted	Integer
MTPRSE	Shows whether the adjacent mode is equipped with MTP restart	ASCII Text
ASL8	Shows whether the adjacent node is sending MSUs with 8-bit SLSs.	ASCII Text
GSMSCRN	GSM Map Screening Allowed	ASCII Text
CHGMTP3OPC	MTP3 OPC to SPC conversion allowed	ASCII Text
SLSOCBIT	Other CIC bit	Integer
SLSRSB	Rotated SLS Bit	Integer
RANDSLS	Per-Linkset Random SLS value	ASCII Text
MULTGC	Multiple Group Code allowed	ASCII Text

Field Name	Description	Data
ITUTFR	Shows whether the ITU TFR procedure indicator is turned on or off	ASCII Text
ICNIMAP	The NI Mapping value for the incoming MSUs associated with the LinkSet.	ASCII Text
OGNIMAP	The NI Mapping value for the outgoing MSUs associated with the LinkSet.	ASCII Text
ISLSRSB	Incoming SLS Bits Rotation	Integer
RSL8S	Shows whether 5 or 8 bits SLS value should be considered for Incoming SLS Bit Rotation.	ASCII Text
IPSG	IP signaling gateway adjacent point code	ASCII Text
IPGWAPC	Shows whether the adjacent point code is an IP gateway adjacent point code	ASCII Text
MATELSN	Mate Linkset Name	ASCII Text
ADAPTER	Shows whether the linkset is an IPSP M2PA or IPSP M3UA linkset.	ASCII Text
IPTPS	IPGWx Linkset TPS	Integer
SLKTPS	TPS of a signaling link in an IPSP linkset.	Integer
LSUSEALM	IPTPS LS alarm threshold percentage	Integer
SLKUSEALM	IPTPS SLK alarm threshold percentage	Integer
RCONTEXT	The routing context ID of an IPSP M3UA linkset.	Integer
ASNOTIF	Shows whether AS notifications will be generated for IPSP M3UA linkset.	ASCII Text
GTTMODE	GLOBAL TITLE TRANSLATION MODE HIERARCHY	ASCII Text
CGGTMOD	Calling Party GT Modification Indicator	ASCII Text
PCT	Point Code and CIC Translation	ASCII Text
NUMSLKALW	Number of Signaling Links required to allow a linkset	Integer
NUMSLKRSTR	Number of Signaling Links required to restrict a linkset	Integer
NUMSLKPROH	Number of Signaling Links required to prohibit a linkset	Integer

Example output file name: ls_20160415_1000.csv

Note: For the LOC, LINK, SLC, TYPE, L2TSET, BPS, L1MODE, TSET, ECM, PCRN1, and PCRN2 parameters, see the `rtrv-slk` output (*Signaling Link (rtrv-slk)*)

Abbreviated example output file format:

```
"CLLI", "SWREL", "DBLEVEL", "DBDATE", "DBTIME", "RPTDATE", "RPTIME", "TZ", "RPTDATA", "NUMENTRIES",
"MAXENTRIES", "PCNTFULL"
```



```
"tekelecstp", "", "5", "2016-04-15", "10:00:06", "2016-04-15", "10:11:24", "Eastern Standard Time", "LINK SET", "1", "1024", "1%"

"LSN", "DOMAIN", "APC", "ITUNCHINA", "SCRN", "L3TSET", "SLTSET", "BEI", "LST", "LNKS", "GWSA", "GWSM", "GWS", "SLSCI", "NIS", "SPC/PPC", "CLLI", "TFATCABMLQ", "MTPRSE", "ASL8", "GSMSCRN", "CHGMTP3OPC", "SLSOCBIT", "SLSRSB", "RANDSLS", "MULTGC", "ITUTFR", "ICNIMAP", "OGNIMAP", "ISLSRSB", "RSL8", "IPSG", "IPGWAPC", "MATELSN", "ADAPTER", "IPTPS", "SLKTPS", "LSUSEALM", "SLKUSEALM", "RCONTEXT", "ASNOTIF", "GITMODE", "CGGIMOD", "PCT", "NUMSLKALW", "NUMSLKRSTR", "NUMSLKPROH"
"ls111", "ITU-I", "1-001-3", "", "none", 1, 2, "no", "A", 0, "off", "off", "off", "off", "no", "off", "-----", "-----", 1, "—", "—", "α", 1, "off", "off", "no", "no", "CdPA", "no", "off", ,,
```

J7 Point code Support Example: ls_20020304_2041.csv

```
CLLI, "SWREL", "DBLEVEL", "DBDATE", "DBTIME", "RPTDATE", "RPTIME", "TZ", "RPTDATA", "NUMENTRIES", "MAXENTRIES", "PCNTFULL"
"eagle3", "EAGLE 45.1.0-64.75.0", "273", "2002-03-04", "20:41:11", "2013-09-25", "15:04:13", "India Standard Time", "LINK SET", "6", "1024", "1%"

"LSN", "DOMAIN", "APC", "ITUNCHINA", "SCRN", "L3TSET", "SLTSET", "BEI", "LST", "LNKS", "GWSA", "GWSM", "GWS", "SLSCI", "NIS", "SPC/PPC", "CLLI", "TFATCABMLQ", "MTPRSE", "ASL8", "GSMSCRN", "CHGMTP3OPC", "SLSOCBIT", "SLSRSB", "RANDSLS", "MULTGC", "ITUTFR", "ICNIMAP", "OGNIMAP", "ISLSRSB", "RSL8", "IPSG", "IPGWAPC", "MATELSN", "ADAPTER", "IPTPS", "SLKTPS", "LSUSEALM", "SLKUSEALM", "RCONTEXT", "ASNOTIF", "GITMODE", "CGGIMOD", "PCT", "NUMSLKALW", "NUMSLKRSTR", "NUMSLKPROH"
"ls1101b", "ITU-N16", "007-14-00", "", "none", 1, RFT, "no", "A", 1, "off", "off", "off", "no", "off", "-----", "-----", "----", "----", "----", "on", 1, "off", "off", "none", "none", "yes", "no", "m3ua", 1000, 100, 80, "none", "yes", "CdPA", "no", "off", 1, 1, 1
```

Maximum File Size

For a report of 1024 link sets:

```
System header + Report header + Report data
250 + 415 + 400 x 1024 = 4,102,651 bytes
```

Route (rtrv-rte)

The output content for rtrv-rte contains the parameter information for all routes.

Table 12: Output Content for rtrv-rte

Field Name	Description	Data
DPC	Destination Point Code	ASCII Text
NTWK_DPC	Network type of DPC	ASCII Text
ALIAS PC1	Alias Point Code 1	ASCII Text
NTWK_ALIAS1	Network type of ALIAS PC1	ASCII Text
ALIAS PC2	Alias Point Code 2	ASCII Text
NTWK_ALIAS2	Network type of ALIAS PC2	ASCII Text

Field Name	Description	Data
RTX	Yes or No indication of associated exception route set	ASCII Text
CLLI	Common Language Identifier assigned to this link	ASCII Text
LSN1	Link Set Name (each DPC may have maximum of 6 routes)	ASCII Text
RC1	Relative Cost	Integer
APC1	Adjacent Point Code	ASCII Text
LSN2	Link Set Name	ASCII Text
RC2	Relative Cost	Integer
APC2	Adjacent Point Code	ASCII Text
LSN3	Link Set Name	ASCII Text
RC3	Relative Cost	Integer
APC3	Adjacent Point Code	ASCII Text
LSN4	Link Set Name	ASCII Text
RC4	Relative Cost	Integer
APC4	Adjacent Point Code	ASCII Text
LSN5	Link Set Name	ASCII Text
RC5	Relative Cost	Integer
APC5	Adjacent Point Code	ASCII Text
LSN6	Link Set Name	ASCII Text
RC6	Relative Cost	Integer
APC6	Adjacent Point Code	ASCII Text

Example Output File: rte_20031002_1338.csv

Abbreviated example output file format:

```

"CLLI","SWREL","DBLEVEL","DBDATE","DBTIME","RPTDATE","RPTIME","TZ","RPTDATA","NUMENTRIES",
"MAXENTRIES","PCNTFULL"<cr><lf>
"stdcfg2b"," EAGLE 40.1.0-62.1.0","172","2008-11-05","17:17:02","2008-11-05",
"17:54:45","Eastern Standard Time","ROUTE","85","2000","4%"<cr><lf>

"DPC","NTWK_DPC","ALIAS_PC1","NTWK_ALIAS1","ALIAS
PC2","NTWK_ALIAS2","RTX","CLLI","LSN1","RC1","APC1","LSN2","RC2","APC2","LSN3","RC3",
"APC3","LSN4","RC4","APC4","LSN5","RC5","APC5","LSN6","RC6","APC6"
" 001-001-000","ANSI","-----","-----",
"-----","-----","No","stp1","e2e1",10," 001-001-000",,,,,,,,,,
" 001-001-007","ANSI"," 1-001-7","ITUI",
02063","ITUN",,"dstn07",,,,,,,,,,
" 001-002-000","ANSI"," 1-002-0","ITUI",
s-02064","ITUN",,"dstn08",,,,,,,,,,
" 2-010-7","ITUI",," 002-010-007","ANSI",

```

```

002-010-007","ITUN24","dstn20",,,,,,,,,,,,,,
" 3-030-1","ITUI"," s-3-030-1","ITUI","
06385","ITUN","dstn30",,,,,,,,,,,,,,
" s-3-040-7","ITUI"," s-06471","ITUN","
06471","ITUN","dstn39",,,,,,,,,,,,,,
" 08193","ITUN","
004-000-001","ANSI","-----","-----","dstn42",,,,,,,,,,,,,,
" s-08278","ITUN"," s-4-010-6","ITUI","
4-010-6","ITUI","dstn55",,,,,,,,,,,,,,
" 006-005-005","ITUN24"," 006-005-005","ANSI","
6-005-5","ITUI","dstn67",,,,,,,,,,,,,,<cr><lf>

```

J7 Point Code Support Example: rte_20020304_2041.csv

```

"CLLI","SWREL","DBLEVEL","DBDATE","DBTIME","RPTDATE","RPTIME","TZ","RPTDATA","NUMENTRIES",
"MAXENTRIES","PCNTFULL"
"eagle3","EAGLE 45.1.0-64.75.0","273","2002-03-04","20:41:11","2013-09-25",
"15:04:13","India Standard Time","ROUTE","11","2000","1%"

"DPC","NTWK_DPC","ALIAS_PC1","NTWK_ALIAS1","ALIAS
PC2","NTWK_ALIAS2","RTX","CLLI","LSN1","RC1","APC1","LSN2","RC2","APC2","LSN3","RC3",
"APC3","LSN4","RC4","APC4","LSN5","RC5","APC5","LSN6","RC6","APC6"
" 2-002-2","ITUI"," 001-04-06","ITUN16","
12321","ITUN","No","-----","ls3",10," 2-002-2",,,,,,,,,,,,,,"
002-14-00","ITUN16"," 5-006-2","ITUI","
12322","ITUN","No","-----","ls1",10," 002-14-00",,,,,,,,,,,,,,

```

Maximum File Size

For a report of 2000 routes (DSTN5000 feature not enabled):

```

System header + Report header + Report data
250 + 201 + 239 x 2000 = 478,451 bytes

```

For a report of 5000 routes (6000 Routeset feature not enabled):

```

System header + Report header + Report data
250 + 201 + 239 x 5000 = 1,195,451 bytes

```

For a report of 6000 routes (6000 Routeset feature enabled):

```

System header + Report header + Report data
250 + 201 + 239 x 6000 = 1,434,451 bytes

```

For a report of 8000 routes (8000 Routeset feature enabled):

```

System header + Report header + Report data
250 + 201 + 239 x 8000 = 1,912,451 bytes

```

STP Options (rtrv-stpopts)

The output content for `rtrv-stpopts` lists all the current values of the STP node-level processing option indicators maintained in the STP options table

Table 13: Output Content for rtrv-stpopts

Field Name	Description	Data
OPTION	Option name	ASCII Text
VALUE	Current Value for the option	ASCII Text or Integer

Example output file: stpopts_20100907_1528.csv

Abbreviated example output file format:

```

"CLLI", "SWREL", "DBLEVEL", "DBDATE", "DBTIME", "RPTDATE", "RPTIME", "TZ", "RPTDATA", "NUMENTRIES",
"MAXENTRIES", "PCNTFULL"
"tekelecstp", "EAGLE 46.2.0-65.30.0", "36", "2014-10-08", "15:28:29", "2014-10-08",
"15:29:00", "India Standard Time", "STP OPTION", "44", "45", "100%"

"OPTION", "VALUE"
"MTPT31CTL", 1
"MTPLTI", "yes"
"MTPLTCTDPCQ", 3
"MTPLTST", 10000
"MPXLQ", 500
"MPXLET", 100
"MPXLOT", 90%
"MPDPCQ", 2000
"TFATFRPR", 1000
"MPRSI", "yes"
"MPRSIT", 5000
"MTPLPRST", "yes"
"MTPT10ALT", 30000
"UIMRD", "no"
"SLSCNV", "off"
"CRITALMINH", "no"
"DISPACTALMS", "no"
"NPCFMTI", 14-00-00-00
"GSMDFLT", "pass"
"GSMDECERR", "pass"
"DEFCC", "none"
"DEFNDC", "none"
"DSMAUD", "off"
"RPTLNPMRSS", "yes"
"RANDSL", "off"
"RSTRDEV", "off"
"SECMTPMATE", "off"
"SECMTPSID", "off"
"SECMTPSNM", "off"
"SECSCCPSCMG", "off"
"CNVCGDA", "no"
"CNVCGDI", "no"
"CNVCGDN", "no"
"CNVCGDN24", "no"
"CNVCGDN16", "yes"
"GTCNVDFLT", "no"
"ANSIGFLEX", "no"
"ARCHBLDID", "off"
"MFC", "off"
"PCT", "on"
"UIHROTTL", 0
"PCN16FMT", 745
"GDPCA", "-----"
"EPAP240M", "off"

```

Maximum File Size

```
System header + Report header + Report data
250 + 16 + 35 x 45 options = 1841 bytes
```

ATINP Options (rtrv-atinpqopts)

The output content for rtrv-atinpqopts contains the current values of the ATINPQOPTS table used for number conditioning.

Table 14: Output Content for rtrv-atinpqopts

Field Name	Description	Data
OPTION	Option name	ASCII Text
VALUE	Current Value for the option	ASCII Text or Integer

Example output file: atinpqopts_20090812_1220.csv

```
"CLLI", "SWREL", "DBLEVEL", "DBDATE", "DBTIME", "RPTDATE", "RPTIME", "TZ", "RPTDATA", "NUMENTRIES",
"MAXENTRIES", "PCNTFULL"
"tekelecstp", "EAGLE 45.0.0-64.40.0", "3", "2012-08-24", "12:20:25", "2012-08-24",
"12:33:46", "Eastern Standard Time", "ATINPQOPTS", "12", "12", "100%"

"OPTION", "VALUE"
"ATTACKIMSI", "NONE"
"ATTACKMSISDN", "MSISDN"
"ATTACKRN", "RN"
"ATIDFLTRN", "NONE"
"ATIDLM", "NONE"
"ATINPTYPE", "ANY"
"ENTITYLEN", "NONE"
"SNAI", "NAI"
"SPORTTYPE", "NONE"
"ATISUPPLOCINFO", "OFF"
"VLRNUMLEN", 40
"ATTACKVLRNUM", "RNSPMSISDN"
```

Maximum File Size

```
System header + Report header + Report data
250 + 17 + 252 = 519 bytes
```

IPAS (rtrv-as)

The output content for rtrv-as lists all attributes of the IPAS table.

Table 15: Output Content for rtrv-as

Field Name	Description	Data
AS Name	Name of the Application Server	ASCII Text
Mode	Traffic Mode	ASCII Text
Tr ms	The recovery timer	Integer
Association Names	Name of the association	ASCII Text

Example output file: ipas_20081218_1205.csv

```

"CLLI", "SWREL", "DBLEVEL", "DBDATE", "DBTIME", "RPTDATE", "RPTIME", "TZ", "RPTDATA", "NUMENTRIES",
"MAXENTRIES", "PCNTFULL"<cr><lf>
"tekelecstp", "EAGLE 40.1.0-62.2.0", "277", "2008-12-17", "13:27:16", "2008-12-17",
"14:59:44", "India Standard Time", "IPAS", "11", "250", "4%"<cr><lf>

"AS Name", "Mode", "Tr ms", "Association Names"<cr><lf>
"a567", "LOADSHARE", 10, "c125"<cr><lf>
, , , "b234"<cr><lf>
, , , "c123"<cr><lf>
, , , "c124"<cr><lf>
, , , "c125"<cr><lf>
"a568", "LOADSHARE", 10, "assoc110"<cr><lf>
"a569", "LOADSHARE", 10, "b234"<cr><lf>
"a560", "LOADSHARE", 10, "c123"<cr><lf>
, , , "c129"<cr><lf>
, , , "c130"<cr><lf>
, , , "c131"<cr><lf>
"a561", "LOADSHARE", 10, "c124"<cr><lf>
"a562", "LOADSHARE", 10, "c125"<cr><lf>
"a563", "LOADSHARE", 10, "c126"<cr><lf>
"a564", "LOADSHARE", 10, "c127"<cr><lf>
"a565", "LOADSHARE", 10, "c128"<cr><lf>
"a566", "LOADSHARE", 10, "c129"<cr><lf>
"as1", "LOADSHARE", 10, "assoc110"<cr><lf>
, , , "c126"<cr><lf>
, , , "c127"<cr><lf>
, , , "c128"<cr><lf>
, , , "c132"<cr><lf>
, , , "c133"<cr><lf>
, , , "c134"<cr><lf>
, , , "c135"<cr><lf>
, , , "c136"<cr><lf>

```

Maximum File Size

```

System header + Report header + Report data
250 + 46 + 250 x 38 = 9796 bytes

```

IP Node (rtrv-ip-node)

The output content for rtrv-ip-node is shown in [Table 16: Output Content for rtrv-ip-node](#).

Table 16: Output Content for rtrv-ip-node

Field Name	Description	Data
IPADDR	The remote host's IP address	ASCII Text
IPPORT	The logical IP port that addresses the application on the node	Integer
IPAPPL	The IP application supported by the node	ASCII Text
LOC	Card location	Integer
CAP	Connection's maximum thernet capacity percentage	ASCII Text
IPRTE	The default router's IP address	ASCII Text

Example output file: ipnode_20081218_1205.csv

```
"CLLI","SWREL","DBLEVEL","DBDATE","DBTIME","RPTDATE","RPTIME","TZ","RPTDATA","NUMENTRIES",
"MAXENTRIES","PCNTFULL"<cr><lf>
"tekelecstp","EAGLE 40.1.0-62.2.0","277","2008-12-17","13:27:16","2008-12-17",
"14:59:44","India Standard Time","IPNODE","7","2848","1%"<cr><lf>

"IPADDR","IPPORT","IPAPPL","LOC","CAP","IPRTE"<cr><lf>
"193.4.201.50",1024,"stplan",1201,"10%","-"<cr><lf>
"193.4.201.50",1024,"stplan",1202,"10%","-"<cr><lf>
"193.4.201.50",1024,"stplan",1203,"20%","-"<cr><lf>
"193.4.202.30",2000,"stplan",1204,"40%","193.4.201.1"<cr><lf>
"194.5.198.74",3000,"stplan",1205,"40%","193.4.201.1" <cr><lf>
"197.4.217.39",4000,"stplan",1206,"40%","197.4.216.1"<cr><lf>
```

Maximum File Size

```
System header + Report header + Report data
250 + 48 + 2848 x 53 = 151242 bytes
```

SSCPOPTS (rtrv-sccpopts)

The output content for rtrv-sccpopts is shown in [Table 17: Output Content for rtrv-sccpopts](#).

Table 17: Output Content for rtrv-sccpopts

Field Name	Description	Data
OPTION	Options name	ASCII Text
VALUE	Options value	ASCII Text or Integer

Example output file: sccpopts_20140829_1505.csv

```
"CLLI","SWREL","DBLEVEL","DBDATE","DBTIME","RPTDATE","RPTIME","TZ","RPTDATA","NUMENTRIES",
"MAXENTRIES","PCNTFULL"
"tekelecstp"," EAGLE 46.2.0-65.29.0","1","2014-08-29","15:05:40","2014-09-01",
```

```
"17:25:05","India Standard Time","SCCP OPTION","21","21","100%"
"OPTION","VALUE"
"CLASS1SEQ","off"
"CLEN","0"
"ACLEN","0"
"INTLUNKNNAI","no"
"SUBDFRN","off"
"DFLTGTTMODE","CdPA"
"CNVAINAT","1"
"MOBRSCCPOPC","MTP"
"TGTT0","NONE"
"TGTT1","NONE"
"TGTTUDTKEY","MTP"
"TGTTXUDTKEY","MTP"
"GMSTCAPCE","off"
"DFLTFALLBACK","no"
"MTPRGTT","off"
"MTPRGTTFALLBK","mtproute"
"UNQGTSEL","bestmatch"
"DELCCPREFIX","pfxwcc"
"GTTDIST","all"
"ITUN16SCMG","off"
"CNVCLGITU","off"
```

Maximum File Size

```
System header + Report header + Report data
250 + 17 + 22 x 21 = 729 bytes
```

SSAPPL (rtrv-ss-appl)

The output content for rtrv-ss-appl lists all attributes of the SSAPPL table.

Table 18: Output Content for rtrv-ss-appl

Field Name	Description	Data
APPL	Application type	ASCII Text
SSN	Subsystem number	ASCII Text
STAT	Status: online or offline	ASCII Text
RQDTBLNOP	RequiredTBLNotPresent	ASCII Text

Example output file: ssappl_20081218_1205.csv

```
"CLLI","SWREL","DBLEVEL","DBDATE","DBTIME","RPTDATE","RPTIME","TZ","RPTDATA","NUMENTRIES",
"MAXENTRIES","PCNTFULL"<cr><lf>
"tekelecstp","EAGLE 40.1.0-62.2.0","482","2008-12-24","11:48:23","2008-12-29",
"10:29:49","India Standard Time","SSAPPL","2","6","33%"<cr><lf>
"APPL","SSN","STAT","RQDTBLNOP" <cr><lf>
```



```
"EIR",11,"online","DISC" <cr><lf>
"ATINPQ",10,"online","UDTS" <cr><lf>
```

Maximum File Size

```
System header + Report header + Report data
250 + 33 + 6 x 41 = 529 bytes
```

Measurement Options (rtrv-measopts)

The output content for `rtrv-measopts` lists all attributes of the MEASOPTS table.

Table 19: Output Content for rtrv-measopts

Field Name	Description	Data
OPTION	Option name	ASCII Text
VALUE	Option value	ASCII Text

Example output file: measopts_20160415_1000.csv

```
"CLLI","SWREL","DBLEVEL","DBDATE","DBTIME","RPTDATE","RPTIME","TZ","RPTDATA","NUMENTRIES",
"MAXENTRIES","PCNTFULL"
"tekelecstp","","5","2016-04-15","10:00:06","2016-04-15","10:03:57","Eastern
Standard Time","MEASOPTS","29","60","48%"
```

```
"OPTION","VALUE"
"PLATFORMENABLE","off"
"COLLECT15MIN","off"
"CLLIBASEDNAME","off"
"OAMHCMEAS","off"
"UNCHLINKLABEL","off"
"SYSTOTSTP","off"
"SYSTOTTT","off"
"SYSTOTSTPLAN","off"
"SYSTOTIDPR","off"
"SYSTOTSIP","off"
"SYSTOTSFTHROT","off"
"COMPLINK","off"
"COMPLNKSET","off"
"COMPCTPASOC","off"
"COMPCTPCARD","off"
"COMPUA","off"
"GTWYSTP","off"
"GTWYLNKSET","off"
"GTWYORIGNI","off"
"GTWYORIGNINC","off"
"GTWYLSORIGNI","off"
"GTWYLSDESTNI","off"
"GTWYLSONISMT","off"
"NMSTP","off"
"NMLINK","off"
"NMLNKSET","off"
"AVLLINK","off"
```

```
"AVLSTPLAN", "off"
"AVLDLINK", "off"
```

Maximum File Size

```
System header + Report header + Report data
250 + 18 + 29 x 23 = 935 bytes
```

AIQ Options (rtrv-aiqopts)

The output content for `rtrv-aiqopts` lists all attributes of the AIQ options table.

Table 20: Output Content for rtrv-aiqopts

Field Name	Description	Data
OPTION	Option name	ASCII Text
VALUE	Current value for the option	ASCII Text or Integer
TRIGTYPE	Trigger type	Integer
PFX	Routing prefix for the trigger type	Integer

Example output file: aiqopts_20090812_1220.csv

```
"CLLI", "SWREL", "DBLEVEL", "DBDATE", "DBTIME", "RPTDATE", "RPTIME", "TZ", "RPTDATA", "NUMENTRIES",
"MAXENTRIES", "PCNTFULL" <cr><lf>
"tekelecstp", "EAGLE 41.0.0-62.34.51", "36", "2009-08-12", "12:20:25", "2009-08-12",
"12:33:46", "India Standard Time", "AIQOPTS", "8", "26", "31%" <cr><lf>

"OPTION", "VALUE" <cr><lf>
"DIGMINLEN", 1 <cr><lf>
"DIGMAXLEN", 32 <cr><lf>
"RESFMT", "PFXDN" <cr><lf>
"RESPAR", "RTDIGITS" <cr><lf>
"TCAPERR", 138 <cr><lf>
"TRIGTYPE", "PFX" <cr><lf>
1, 12 <cr><lf>
32, 222 <cr><lf>
255, 4234 <cr><lf>
```

Maximum File Size

```
System header + Report header + Report data
250 + 18 + 245 = 513 bytes
```

Note: A maximum of 20 TRIGTYPE - PFX mappings can be provisioned in the AIQOPTS table.

MTC Measurement Options (rtrv-mtc-measopts)

The output content for `rtrv_mtc_measopts` lists all hourly and daily attributes of the MEASOPTS table.

Table 21: Output Content for rtrv-mtc-measopts

Field Name	Description	Data
OPTION	Option name	ASCII Text
VALUE	Option value	ASCII Text

Example output file: mtc-measopts_20081218_1205.csv

```
"CLLI", "SWREL", "DBLEVEL", "DBDATE", "DBTIME", "RPTDATE", "RPTIME", "TZ", "RPTDATA", "NUMENTRIES",
"MAXENTRIES", "PCNTFULL"
"eagle7", "EAGLE 46.3.0.0-68.7.0", "293", "2016-01-25", "22:27:58", "2016-01-08",
"03:55:02", "Eastern Standard Time", "MTC MEASOPTS", "29", "60", "48%"

"OPTION", "VALUE"
"MTCHLNP", "off"
"MTCHNP", "off"
"MTCHMAP", "off"
"MTCHEIR", "off"
"MTCHATINPQ", "off"
"MTCHVFLEX", "off"
"MTCHAIQ", "off"
"MTCHGTTAPATH", "off"
"MTCHDEIR", "off"
"MTCHENUM", "off"
"MTCDSTP", "off"
"MTCDLINK", "off"
"MTCDLNKSET", "off"
"MTCDSTPLAN", "off"
"MTCDLNP", "off"
"MTCDNP", "off"
"MTCDMAP", "off"
"MTCDEIR", "off"
"MTCDATINPQ", "off"
"MTCDVFLEX", "off"
"MTCDSCTPASOC", "off"
"MTCDSCTPCARD", "off"
"MTCDUA", "off"
"MTCDAIQ", "off"
"MTCDGTTAPATH", "off"
"MTCD SIP", "off"
"MTCDDEIR", "off"
"MTCDENUM", "off"
"MTCD SFTHROT", "on"
```

Maximum File Size

```
System header + Report header + Report data
250 + 18 + 23 x 29 = 935 bytes
```

Chapter 5

GTT Tables

Topics:

- *Mated Application (rtrv-map).....53*
- *Translation Type (rtrv-tt).....55*
- *Global Title Translation (rtrv-gtt).....56*
- *Global Title Address (rtrv-gta).....58*
- *Global Title Selector (rtrv-gttsel).....63*
- *GTT Set (rtrv-gttset).....64*
- *GTT Actions (rtrv-gttact).....65*
- *GTT Action Set (rtrv-gttaset).....68*
- *Global Title Modification (rtrv-gtmod).....68*
- *GTT Action Path (rtrv-gttapath).....70*
- *SRVSEL (rtrv-srvsel).....71*

This chapter describes GTT table data reports.

Mated Application (rtrv-map)

The output content for `rtrv-map` contains the mated application relationship information maintained by the EAGLE.

Table 22: Output Content for rtrv-map

Field Name	Description	Data
DOMAIN	Network Domain	ASCII text
PC	Primary Remote Point Code	ASCII text
MPC	Mate Remote Point Code	ASCII text
SSN	Primary Subsystem Number	Integer
MAPSET	MAP Set ID (treated as ASCII text as it can take an integer or DFLT as its value)	ASCII text
RC	Relative Cost	Integer
MULT	Multiplicity Indicator	ASCII text
SRM	Control of Subsystem Routing Messages	ASCII text
MRC	Message Routing under Congestion	ASCII text
GRPNAME	Concerned PC Broadcast List Group Name	ASCII text
SSO	Subsystem Status Option	ASCII text
WT	Weight	ASCII text
%WT	Ratio of weight to total weight for that RC group entities	ASCII text
THR	Threshold	ASCII text
MRNPC	MRN Point Code	ASCII text
MRNSET	MRN Set ID	ASCII text
MAPSET REFCNT	MAPSET Reference count	Integer
MAPSETPCSSN REFCNT	MAPSET, PC and SSN combination Reference count	Integer
MAPSETPC REFCNT	MAPSET and PC combination Reference count (treated as ASCII text, as it can take an integer or an integer prefixed by * as its value)	ASCII text

Note: NUMENTRIES in MAP data report files shows the number of table entries provisioned. Since each entry can be cross referenced by others multiple times, the report file might contain more data entries than indicated by NUMENTRIES.


```
"DOMAIN", "PC", "MC", "SSN", "MAPSET", "RC", "MLT", "SRM", "MRC", "GRNAME", "SSO", "WT", "%WT", "THR", "MRNEC", "MRNESET", "MAPSET
REFCNT", "MAPSETPCSSN REFCNT", "MAPSETPC REFCNT"
"ITU-N16", "001-05-00", , 5, "DFLT", 10, "SOL", "*N ", "*N
", "-----", "OFF", "----", "----", "-----", "----", 0, 0, "*2"
"ITU-N16", "006-06-06", 10, "DFLT", 20, "DOM", "NO ", "NO
", "-----", "OFF", "----", "----", "-----", "----", , 0, "0"
```

Maximum File Size

Without the FGTTLS and XMAP features enabled, the maximum number of map entries that can be provisioned is 1024:

```
System header + Report header + Report data
250 + 163 + 180 x 1024 map entries = 184,733 bytes
```

If the FGTTLS feature is not enabled and the XMAP feature is enabled with a quantity of 2000:

```
System header + Report header + Report data
250 + 163 + 180 x 2000 map entries = 360,413 bytes
```

If the FGTTLS feature is not enabled and the XMAP feature is enabled with a quantity of 3000:

```
System header + Report header + Report data
250 + 163 + 180 x 3000 map entries = 540,413 bytes
```

With the FGTTLS feature enabled, the maximum number of map entries that can be provisioned is 36000:

```
System header + Report header + Report data
250 + 163 + 180 x 36000 map entries = 6,480,413 bytes
```

With the WGTTLS feature enabled, the maximum number of map entries that can be provisioned is 1024:

```
System header + Report header + Report data
250 + 163 + 180 x 1024 map entries = 184,733 bytes
```

With the GTT LS ARI feature enabled, the maximum number of map entries that can be provisioned is 36000:

```
System header + Report header + Report data
250 + 163 + 180 x 36000 map entries = 6,480,413 bytes
```

Translation Type (rtv-tt)

The output content for rtrv-tt lists all the translation types that are currently defined in the system database for global title translation.

Table 23: Output Content for rtrv-tt

Field Name	Description	Data
DOMAIN	Network Domain	ASCII text
TYPE	Global Translation Type	Integer
TTN	Translation Type Name	ASCII text
NDGT	Number of Digits in the global translation type (represented by ASCII text because it can contain multiple integer values separated by spaces)	ASCII text
ALIAS	The alias global translation type	ASCII text
OVERLAPD	Overlapped Entry	ASCII text

Example output file: tt_20031002_1338.csv

Abbreviated example output file format:

```
"CLLI", "SWREL", "DBLEVEL", "DBDATE", "DBTIME", "RPTDATE", "RPTIME", "TZ", "RPTDATA", "NUMENTRIES",
"MAXENTRIES", "PCNTFULL" <cr><lf>
"tekelecstp", "EAGLE 31.3.0-53.5.0", "1362156", "2003-10-02", "13:38:15", "2003-10-07",
"15:49:15", "Eastern Standard Time", "TRANSLATION TYPE", "197", "512", "38%" <cr><lf>

"DOMAIN", "TYPE", "TTN", "NDGT", "ALIAS", "OVERLAPD" <cr><lf>
"ANSI", 1, "-----", "10", "", "NO" <cr><lf>
"ANSI", 2, "-----", "6,8,10,12,13,15,17,19,20,21", "", "NO" <cr><lf>
"ANSI", 5, "-----", "6", "", "NO" <cr><lf>
"ANSI", 130, "LIDB", "5", "1 7", "NO" <cr><lf>
"ANSI", 132, "TTN2", "6", "2 8 10 17", "NO" <cr><lf>
"ITUI", 210, "TTN3", "6", "11 27", "NO" <cr><lf>
"ITUN", 234, "TTN4", "6,21", "41 127", "NO" <cr><lf>
```

Maximum File Size

```
System header + Report header + Report data
250 + 50 + 59 x 512 (maximum TT entries) = 30,508 bytes
```

Global Title Translation (rtrv-gtt)

The output content for `rtrv-gtt` lists the routing object (destination address and subsystem number), relative cost, and routing indicator assigned to that object for all global title addresses (GTAs).

Note: When the Hex Support for GTT feature is turned ON, hexadecimal digits (0-9, A-F, and a-f) are supported for STARTGTA, ENDGTA, NPDS, and NSDS.

Table 24: Output Content for rtrv-gtt

Field Name	Description	Data
DOMAIN	Network Domain	ASCII text

Field Name	Description	Data
TYPE	Translation Type	Integer
TTN	Translation Type Name	ASCII text
NDGT	Number of Digits (represented as ASCII text because it can contain multiple integer values separated by spaces)	ASCII text
ALIAS	The alias global translation type	ASCII text
OVERLAPD	Overlapped Selector	ASCII Test
STARTGTA	Start of Global Title Address (represented as ASCII text due to size)	ASCII text
ENDGTA	End of Global Title Address (represented as ASCII text due to size)	ASCII text
XLAT	Translation Indicator	ASCII text
RI	Routing Indicator	ASCII text
PC	Translated Point Code	ASCII text
MRN/MAPSET	MRN/MAP Set ID [represented as ASCII text because it can be an integer or also the values NONE (valid only for MRN Set ID) and DFLT]	ASCII text
SSN	Translated Subsystem Number	ASCII text
GTMODID	Global Title Modification ID	ASCII text
CGGTMOD	Calling Party GT Modification Indicator	ASCII text
LPST	Loopset Entry Name (represented as ASCII text, either the value none or the user-defined loopset entry name with a maximum of 8 characters)	ASCII text

Example output file name: gtt_20100519_1656.csv

Note: GTT and TT command sets can be provisioned with the EGTT feature ON, allowing provision of GTT translations using the ent/chg-gtt, ent-tt, and the ent/chg-gta commands. The NUMENTRIES field in the rtrv-gtt CSV is displayed as the total number of all provisioned GTT/GTA entries. The entries displayed in the rtrv-gtt output are only the entries provisioned with ent-gtt. The rtrv-gta command can be used to display all the GTT and GTA entries in the CSV.

Values for un-provisioned fields are displayed as blank or "---". Abbreviated example output file format:

```
"CLLI","SWREL","DBLEVEL","DBDATE","DBTIME","RPTDATE","RPTIME","TZ","RPTDATA","NUMENTRIES",
"MAXENTRIES","PCNTFULL"
"eagle1","","55","2010-05-19","16:56:23","2010-05-19","16:56:58","India Standard
Time","GLOBAL TITLE TRANSLATION","5","269999","1%"

"DOMAIN","TYPE","TTN","NDGT","ALIAS","OVERLAPD","STARTGTA","ENDGTA","XLAT",
"RI","PC","MRN/MAPSET","SSN","GTMODID","CGGTMOD","LPST"
"ANSI",6,"tt1","6","","NO","100000","100000","DPC","GT","
001-001-001","DFLT","---","-----","NO",,
```

```
"ANSI",6,"ttl","6","","NO","123456","123456","DPC","SSN","
001-001-001","DFLT","---","-----","NO",,
"ITU-I",2,"gttl","6","","NO","123450","123470","DPCSSN","SSN"," 003-003-001",,
3",10,"-----","NO",,
"ITU-I",2,"gttl","6","","NO","123480","123490","DPC","GT",, 001-001-001",,
2","---","-----","NO",,
```

Maximum File Size

The maximum file size does not change based on whether the Hex Support for GTT feature is turned ON.

- When the XGTT feature is not enabled, the maximum GTT entries that can be provisioned is 270,000:

```
System header + Report header + Report data
250 + 130 + 169 x 270,000 = 45,630,380 bytes
```

- When the XGTT feature is enabled with the quantity set to 400,000, the maximum GTT entries that can be provisioned is 400,000:

```
System header + Report header + Report data
250 + 130 + 169 x 400,000 = 67,600,380 bytes
```

- When the XGTT feature is enabled with the quantity set to 1,000,000, the maximum GTT entries that can be provisioned is 1,000,000:

```
System header + Report header + Report data
250 + 130 + 169 x 1,000,000 = 169,000,380 bytes
```

Global Title Address (rtrv-gta)

The output content for rtrv-gta contains a list of global title address information for all GTT sets. This report is generated when the EGTT feature is turned on.

Note: When the Hex Support for GTT feature is turned ON, hexadecimal digits (0-9, A-F, and a-f) are supported for STARTGTA, ENDGTA, NPDS, NSDS, SADDR, and EADDR.

Table 25: Output Content for rtrv-gta

Field Name	Description	Data
GTTSN	Global Title Set Name	ASCII text
NETDOM	Network Domain	ASCII text
SETTYPE	Translation Set Type	ASCII text
REFCNT	GTTSET Reference Count	ASCII text
NPSN	Not Present Set Name	ASCII text
CHECKMULCOMP	Decode multiple components of a TCAP message	ASCII text

Field Name	Description	Data
NDGT	Number of Digit translated (represented as ASCII text because it can contain multiple integer values separated by spaces)	ASCII text
STARTGTA	Start of Global Title Address (represented as ASCII text due to size)	ASCII text
ENDGTA	End of Global Title Address (represented as ASCII text due to size)	ASCII text
SADDR	Start of MAP parameter address (represented as ASCII text due to size)	ASCII text
EADDR	End of MAP parameter address (represented as ASCII text due to size)	ASCII text
XLAT	Translation Indicator	ASCII text
RI	Routing Indicator	ASCII text
PC	Translated Point Code	ASCII text
MAPSET	MAP Set ID (represented as ASCII text because it can be an integer or the value DFLT)	ASCII text
MRNSET	MRN Set ID (represented as ASCII text because it can be an integer or the value NONE or DFLT)	ASCII text
SSN	Translated Subsystem Number	Integer
CCGT	New Cancel Called Global Title Indicator	ASCII text
CGGTMOD	Calling Party GT Modification Indicator	ASCII text
GTMODID	Global Title Modification ID	ASCII text
TESTMODE	Test Mode	ASCII text
LPST	Loopset Entry name (treated as ASCII text and is represented by the value none or the user-defined loopset entry name of up to 8 characters)	ASCII text
FALLBACK	Fallback	ASCII text
OPTSN	Optional Set NAME	ASCII text
OPCSN	Origin Point Code Set Name	ASCII text
CGPC	CgPA Point Code	ASCII text
STARTCGSSN	Start CgPA Sub System Number	Integer
ENDCGSSN	End CgPA Sub System Number	Integer
OPC	Origin Point Code	ASCII text
CGSELID	CgPA Selector ID	ASCII text
CDSELID	CdPA Selector ID	ASCII text

Field Name	Description	Data
STARTCDSSN	Start CdPA Sub System Number	Integer
ENDCDSSN	End CdPA Sub System Number	Integer
OPCODE	TCAP Opcode	ASCII text
PKGTYPE	ANSI/ITU TCAP Package Type	ASCII text
ACN/FAMILY	Application Context Name / Family	ASCII text
CGCNVSN	CgPA Conversion GTT Set name	ASCII text
DPC	Destination Point Code	ASCII text
ACTSN	GTT Action Set Name	ASCII text
PPMEASREQD	Per Path Measurement Required	ASCII text
CGPCACTION	Action to be performed on CGPC	ASCII text
DEFMAPVR	Default MAP version	ASCII text
PRI0	Priority of each translation of the type OPCODE GTTSET	Integer

Example output file name: gta_20161220_1436.csv

Values for un-provisioned fields are displayed as blank or "---". Abbreviated example output file format:

```
"CLLI", "SWREL", "DBLEVEL", "DBDATE", "DBTIME", "RPTDATE", "RPTIME", "TZ", "RPTDATA", "NUMENTRIES",
"MAXENTRIES", "PCNTFULL"
"deveagle1", "EAGLE 46.5.0.0-70.11.0", "241", "2016-12-20", "14:36:56", "2016-12-20",
"18:28:59", "IST", "GLOBAL TITLE ADDRESS", "25", "269999", "1%"

"GTTSN", "NETDOM", "SETTYPE", "REFCNT", "NPSN", "CHECKMULCOMP", "NDGT", "STARTGTA", "ENDGTA",
"SADDR", "EADDR", "XLAT", "RI", "PC", "MAPSET", "MRNSET", "SSN", "CCGT", "CGGTMOD", "GTMODID",
"TESTMODE", "LPST", "FALLBACK", "OPTSN", "OPCSN", "CGPC", "STARTCGSSN", "ENDCGSSN", "OPC",
"CGSELID", "CDSELID", "STARTCDSSN", "ENDCDSSN", "OPCODE", "PKGTYPE", "ACN/FAMILY", "CGCNVSN",
"DPC", "ACTSN", "PPMEASREQD", "CGPCACTION", "DEFMAPVR", "PRI0"
"ansiopl ", "ansi ", "OPCODE ", "1", "-----", "on", "-----", "dpcssn", "ssn",
"003-003-003", ,,20, "no", "----", "-----", "off", "sysdflt", "-----", "-----",
"-----", "-----", ,, "any", "bgn", "4-0-0-1-0-21-2", "-----", "-----", "no", "dflt", "v3",
244"
"ansiopl ", "ansi ", "OPCODE ", "1", "-----", "on", "-----", "dpcssn", "ssn",
"003-003-003", ,,20, "no", "----", "-----", "off", "sysdflt", "-----", "-----",
"-----", "-----", ,, "2", "cnt", "4-0-0-1-0-21-2", "-----", "-----", "no", "dflt", "v3",
8"
"ansiopl ", "ansi ", "OPCODE ", "1", "-----", "on", "-----", "dpcssn", "ssn",
"003-003-003", ,,20, "no", "----", "-----", "off", "sysdflt", "-----", "-----",
"-----", "-----", ,, "16", "cnt", "4-0-0-1-0-21-2", "-----", "-----", "no", "dflt", "v3",
1024"
"ansiopl ", "ansi ", "OPCODE ", "1", "-----", "on", "-----", "dpcssn", "ssn",
"003-003-003", ,,20, "no", "----", "-----", "off", "sysdflt", "-----", "-----",
"-----", "-----", ,, "none", "cnt", "4-0-0-1-0-21-2", "-----", "-----", "no", "dflt", "v3",
1024"
"ansiopl ", "ansi ", "OPCODE ", "1", "-----", "on", "-----", "dpcssn", "ssn",
"003-003-003", ,,20, "no", "----", "-----", "off", "sysdflt", "-----", "-----",
"-----", "-----", ,, "19", "bgn", "4-0-0-1-0-21-3", "-----", "-----", "no", "dflt", "v3",
500"
"ansiopl ", "ansi ", "OPCODE ", "1", "-----", "on", "-----", "dpcssn", "ssn",
```

```

"003-003-003",,,20,"no","---","-----","off",,"sysdflt","-----","-----",,,,,
"-----","-----",,,22,"bgn","4-0-0-1-0-21-3","-----",,"-----","no","dflt","v3",
2"
"amituopcd","itu","OPCODE","1","-----","on","-",,,,,,"dpcssn","ssn",
"6-006-2",,,22,"no","---","-----","off",,"sysdflt","-----","-----",,,,,
"-----","-----",,,,"none","qwp","none","-----",,"-----","no","dflt","v3",
7"
"amituopcd","itu","OPCODE","1","-----","on","-",,,,,,"dpcssn","ssn",
"6-006-2",,,22,"no","---","-----","off",,"sysdflt","-----","-----",,,,,
"-----","-----",,,23,"qwp","any","-----",,"-----","no","dflt","v3",
100"
"amituopcd","itu","OPCODE","1","-----","on","-",,,,,,"dpcssn","ssn",
"6-006-2",,,22,"no","---","-----","off",,"sysdflt","-----","-----",,,,,
"-----","-----",,,35,"qwp","any","-----",,"-----","no","dflt","v3",
10"
"amituopcd","itu","OPCODE","1","-----","on","-",,,,,,"dpcssn","ssn",
"6-006-4",,,22,"no","---","-----","off",,"sysdflt","-----","-----",,,,,
"-----","-----",,,16,"qwp","9","-----",,"no","dflt","v3",
8"
"amituopcd","itu","OPCODE","1","-----","on","-",,,,,,"dpcssn","ssn",
"6-006-3",,,22,"no","---","-----","off",,"sysdflt","-----","-----",,,,,
"-----","-----",,,68,"qwp","9","-----",,"no","dflt","v3",
9"
"amituopcd","itu","OPCODE","1","-----","on","-",,,,,,"dpcssn","ssn",
"6-006-4",,,22,"no","---","-----","off",,"sysdflt","-----","-----",,,,,
"-----","-----",,,2,"bgn","4-0-0-1-0-1-3","-----",,"gflxtst","no","dflt","v3",
10"
"amituopcd","itu","OPCODE","1","-----","on","-",,,,,,"dpcssn","ssn",
"6-006-2",,,22,"no","---","-----","off",,"sysdflt","-----","-----",,,,,
"-----","-----",,,3,"bgn","4-0-0-1-0-1-3","-----",,"-----","no","dflt","v3",
11"
"amituopcd","itu","OPCODE","1","-----","on","-",,,,,,"dpcssn","ssn",
"6-006-2",,,22,"no","---","-----","off",,"sysdflt","-----","-----",,,,,
"-----","-----",,,4,"bgn","4-0-0-1-0-1-3","-----",,"-----","no","dflt","v3",
12"
"amituopcd","itu","OPCODE","1","-----","on","-",,,,,,"dpcssn","ssn",
"6-006-4",,,22,"no","---","-----","off",,"sysdflt","-----","-----",,,,,
"-----","-----",,,0,"bgn","4-0-0-1-0-50-1","-----",,"-----","no","dflt","v3",
100"
"amituopcd","itu","OPCODE","1","-----","on","-",,,,,,"dpcssn","ssn",
"6-006-4",,,22,"no","---","-----","off",,"sysdflt","-----","-----",,,,,
"-----","-----",,,23,"cnt","4-0-0-1-0-50-1","-----",,"-----","no","dflt","v3",
5"
"amituopcd","itu","OPCODE","1","-----","on","-",,,,,,"dpcssn","ssn",
"6-006-2",,,20,"no","---","-----","off",,"sysdflt","-----","-----",,,,,
"-----","-----",,,35,"cnt","4-0-0-1-0-50-1","-----",,"-----","no","dflt","v3",
1024"
"amituopcd","itu","OPCODE","1","-----","on","-",,,,,,"dpcssn","ssn",
"6-006-3",,,21,"no","---","-----","off",,"sysdflt","-----","-----",,,,,
"-----","-----",,,45,"cnt","4-0-0-1-0-50-1","-----",,"-----","no","dflt","v3",
10"
"ituop2","itu","OPCODE","0","-----","off","-",,,,,,"dpcssn","ssn",
"2-002-2",,,20,"no","---","-----","off",,"sysdflt","-----","-----",,,,,
"-----","-----",,,22,"bgn","4-0-0-1-0-21-2","-----",,"-----","no","dflt","v3",
200"
"ansiop2","ansi","OPCODE","0","-----","off","-",,,,,,"dpcssn","ssn",
"003-003-003",,,20,"no","---","-----","off",,"sysdflt","-----","-----",,,,,
"-----","-----",,,22,"bgn","4-0-0-1-0-21-2","-----",,"-----","no","dflt","v3",
1024"
"cdgtaset1","itu","CDGTA","1","-----","---","6","987342","987342",,,
"dpcssn","gt","2-002-2",,,20,"no","---","-----","off",,"sysdflt","-----","-----",,,,,
"-----","-----",,,,,,"no","dflt"
"cdpagta1","itu","CDGTA","1","-----","---","6","919717","919717",,,
"dpc","gt","6-006-1",,,,"no","---","-----","off",,"sysdflt","-----","-----",,,,,
"-----","72",,,,,,"no","dflt"
"cdpagta2","itu","CDGTA","1","-----","---","6","919717","919717",,,

```

```
"dpc","gt","6-006-2",,"----","no",,"----","-----","off",,"sysdflt",,"-----","-----",,,,,
"-----","73",,,,,,"-----",,"-----","no",,"dflt"
"cdpagta3","itu","CDGTA","1",,"----","----",,"6",,"919717",,"919717",,,,
"dpc","gt","6-006-3",,"----","no",,"----","-----","off",,"sysdflt",,"-----","-----",,,,,
"-----","74",,,,,,"-----",,"-----","no",,"dflt"
"cdpagta4","itu","CDGTA","1",,"----","----",,"6",,"919717",,"919717",,,,
"dpc","gt","6-006-4",,"----","no",,"----","-----","off",,"no",,"mdituopcd",,"-----",,,,,
"-----","-----",,,,,,"-----",,"-----","no",,"dflt"
```

J7 Point code Support Example: gta_20020304_2041.csv

```
"CLLI","SWREL","DBLEVEL","DBDATE","DBTIME","RPTDATE","RPTIME","TZ","RPTDATA","NUMENTRIES",
"MAXENTRIES","PCNTFULL"
"eagle3","EAGLE 45.1.0-64.75.0","273","2002-03-04","20:41:11","2013-09-25",
"15:04:13","India Standard Time","GLOBAL TITLE ADDRESS","5","269999","1%"

"GTTSN","NETDOM","SETTYPE","REFCNT","NDGT","STARTGTA","ENDGTA","XLAT","RI","PC","MAPSET",
"MRNSET","SSN","CCGT","CGGIMOD","GIMODID","TESTMODE","LPST","FALLBACK","OPTSN","OPCSN","CGPC",
"STARTCGSSN","ENDCGSSN","OPC","CGSELID","CDESELID","STARTCDSSN","ENDCDSSN","OPCODE","PKGTYPE",
"ACN/FAMILY","CGCNVSN","DPC","ACTSN","PPMEASREQD","CGPCACTION"
"gtt1","itu","CGPC","6",,"-","-","dpc","ssn",
001-05-01,"dflt",,"----","no",,"----","-----","off",,"sysdflt",,"-----","-----",
001-05-00(N16)",,,,,,"-----",,"-----",,,,,,"-----","no","ignore"
"gtt3","itu","OPC","0",,"-","-","dpc","ssn",
001-05-00,"dflt",,"----","no",,"----","-----","off",,"sysdflt",,"-----","-----",
001-05-01(N16)",,"-----",,"-----",,,,,,"-----",,"-----","no","ignore"
"gtt4","itu","DPC","0",,"-","-","dpc","ssn",
001-05-00,"dflt",,"----","no",,"----","-----","off",,"sysdflt",,"-----","-----",
001-05-01(N16)",,"-----","no","ignore"
```

Maximum File Size

The maximum file size does not change based on whether the Hex Support for GTT feature is turned ON.

- When the XGTT feature is not enabled, the maximum GTT entries that can be provisioned is 270,000:

```
System header + Report header + Report data
250 + 394 + 430 x 270,000 = 116,100,644 bytes
```

- When the XGTT feature is enabled with the quantity set to 400,000, the maximum GTT entries that can be provisioned is 400,000:

```
System header + Report header + Report data
250 + 394 + 430 x 400,000 = 172,000,644 bytes
```

- When the XGTT feature is enabled with the quantity set to 1,000,000, the maximum GTT entries that can be provisioned is 1,000,000:

```
System header + Report header + Report data
250 + 394 + 430 x 1,000,000 = 430,000,644 bytes
```

Global Title Selector (rtrv-gttset)

The output content for rtrv-gttset contains a list of administered global title selector combinations. This report is generated when the EGTT feature is turned on.

Table 26: Output Content for rtrv-gttset

Field Name	Description	Data
DOMAIN	Network Domain	ASCII text
GTI	Global Title Indicator	Integer
TT	Translation Type	Integer
NP	Numbering Plan	ASCII text
NAI	Nature of Address Indicator	ASCII text
CGSSN	CgPA Sub System Number	Integer
SELID	Selector ID	ASCII text
LSN	Linkset Name	ASCII text
CDPA GTTSET	CdPA GTT set name and set type in parenthesis	ASCII text
CGPA GTTSET	CgPA GTT set name and set type in parenthesis	ASCII text
GTTSN	CdPA GTA set name	ASCII text
OVERLAPD	Overlapped GTT Selectors	ASCII text

Example output file name: gttset_20090501_1143.csv

Values for un-provisioned fields are displayed as blank or "---".

The value of the MAXENTRIES field is feature dependent. If the OBSR feature is enabled or the FLOBR feature is turned on, then the value of MAXENTRIES will be 205216. Otherwise, the value of MAXENTRIES will be 105216.

Abbreviated example output file format:

```
"CLLI", "SWREL", "DBLEVEL", "DBDATE", "DBTIME", "RPTDATE", "RPTIME", "TZ", "RPTDATA", "NUMENTRIES",
"MAXENTRIES", "PCNTFULL"
"tekelecstp", " EAGLE 42.0.0-63.12.0", "171", "2010-03-16", "13:22:25", "2010-03-16",
"13:23:05", "India Standard Time", "GLOBAL TITLE SELECTOR", "8", "205216", "1%"

"DOMAIN", "GTI", "TT", "NP", "NAI", "CGSSN", "SELID", "LSN", "CDPA GTTSET", "GTTSN", "CGPA
GTTSET", "OVERLAPD"
"ANSI", 2, 2, "-", "----", "none", "any", "set1", "cdgta", "-----
(---)", "NO"
"ANSI", *2, 3, "-", "----", "----", "none", "any", "set1", "cdgta", "-----
(---)", "NO"
"ANSI", 2, 4, "-", "----", "any", "none", "any", "-----", "cdgta", "set1
(cdgta)", "NO"
"ITU-I", 0, "----", "-", "----", "any", "none", "any", "-----", "dpc1
(dpc)", "NO"
```

```
"ITU-I",2,2,"-", "---", "---", "none", "any", "set2", "cdgta", "-----", "NO"
"ITU-I",2,10,"-", "---", "any", "none", "any", "dpc1", "dpc", "dpc1", "NO"
"ITU-I",4,2,"dflt", "dflt", "----", "none", "any", "set2", "cdgta", "-----", "NO"
"ITU-I",4,10,"e164", "sub", "any", "none", "any", "dpc1", "dpc", "dpc1", "NO"
```

J7 Point Code Support Example: gttset_20020304_2041.csv

```
"CLLI", "SWREL", "DBLEVEL", "DBDATE", "DBTIME", "RPTDATE", "RPTIME", "TZ", "RPTDATA", "NUMENTRIES",
"MAXENTRIES", "PCNTFULL"
"eagle3", "EAGLE 45.1.0-64.75.0", "273", "2002-03-04", "20:41:11", "2013-09-25",
"15:04:13", "India Standard Time", "GLOBAL TITLE SELECTOR", "8", "205216", "1%"
"DOMAIN", "GTI", "TT", "NP", "NAI", "CGSSN", "SELID", "LSN", "CDPA GTTSET", "GTTSN", "CGPA
GTTSET", "OVERLAPD"
"ITU-N16",0, "----", "----", "----", "any", "none", "any", "-----", "gtt1", "NO"
"ITU-N16",2,10, "--", "----", "any", "none", "any", "-----", "gtt1", "NO"
"ITU-N16",4,10, "x121", "nat1", "any", "none", "any", "-----", "gtt1", "NO"
```

Maximum File Size

For a report having a maximum of 105216 GTT Selector entries (prior to OBSR ON):

```
System header + Report header + Report data
250 + 99 + 99 x 105216 = 10,416,733 bytes
```

For a report having a maximum of 205216 GTT Selector entries (FLOBR is ON or OBSR is enabled):

```
System header + Report header + Report data
250 + 99 + 99 x 205216 = 20,316,733 bytes
```

Note: If OBSR is enabled and FLOBR is OFF, the LSN field will always have the value any.

GTT Set (rtrv-gttset)

The output content for rtrv-gttset contains a list of administered GTT sets. This report is generated if the EGTT feature is turned on.

Table 27: Output Content for rtrv-gttset

Field Name	Description	Data
GTTSN	GTT set name	ASCII text
NETDOM	Network Domain	ASCII text
SETTYPE	GTT Set Type	ASCII text
REFCNT	Reference Count	Integer

Field Name	Description	Data
NPSN	Not Present Set Name	ASCII text
CHECKMULCOMP	Decode multiple components of a TCAP message	ASCII text
NDGT	Number of Digits translated (represented as ASCII text because it can contain multiple integer values separated by spaces)	ASCII text

Example output file name: gttset_20161220_1436.csv

Values for un-provisioned fields are displayed as blank or "---". Abbreviated example output file format:

```
"CLLI", "SWREL", "DBLEVEL", "DBDATE", "DBTIME", "RPTDATE", "RPTIME", "TZ", "RPTDATA", "NUMENTRIES",
"MAXENTRIES", "PCNTFULL"
"deveagle1", "EAGLE 46.5.0.0.0-70.11.0", "241", "2016-12-20", "14:36:56", "2016-12-20",
"18:28:59", "IST", "GLOBAL TITLE SET", "13", "10000", "1%"

"GTTSN", "NETDOM", "SETTYPE", "REFCNT", "NPSN", "CHECKMULCOMP", "NDGT"
"opset1", "ansi", "OPCODE", "0", "-----", "on", "-"
"ansiop1", "ansi", "OPCODE", "1", "-----", "on", "-"
"amituopcd", "itu", "OPCODE", "1", "-----", "on", "-"
"ituop2", "itu", "OPCODE", "0", "-----", "off", "-"
"ansiop2", "ansi", "OPCODE", "0", "-----", "off", "-"
"cdgtaset1", "itu", "CDGTA", "1", "-----", "6"
"imsiset1", "itu", "IMSI", "0", "-----", "6"
"msisd1", "itu", "MSISDN", "0", "-----", "6"
"cdpagta1", "itu", "CDGTA", "1", "-----", "6"
"cdpagta2", "itu", "CDGTA", "1", "-----", "6"
"cdpagta3", "itu", "CDGTA", "1", "-----", "6"
"cdpagta4", "itu", "CDGTA", "1", "-----", "6"
"mdituopcd", "itu", "OPCODE", "1", "-----", "off", "-"
```

Maximum File Size

```
System header + Report header + Report data
250 + 64 + 69 x 10000 = 690,314 bytes
```

GTT Actions (rtrv-gttact)

The output content for `rtrv-gttact` contains a list of administered GTT Actions (Discard, UDTS, TCAPERR, Duplicate, Forward, Service, Sftthrot, Sflog, and Scpval). This report is generated when the EGTT feature is turned on.

Table 28: Output Content for `rtrv-gttact`

Field Name	Description	Data
ACTID	GTT Action ID	ASCII text
ACTION	GTT Action	ASCII text

Field Name	Description	Data
THRESHOLD	Threshold with SFTHROT GTT Action	Integer
BURSTS	Burst of message	Integer
TPRM	TCAP parameter	ASCII text
SPRM	SCCP parameter	ASCII text
NDGT	Number of digits to match	Integer
ATCAPERR	ANSI TCAP Error Code	Integer
ITCAPERR	ITU TCAP Error Code	Integer
UDTSERR	UDTS Error Code	Integer
UIMREQD	UIM Required	ASCII text
PC	Point Code	ASCII text
RI	Routing Indicator	ASCII text
SSN	Subsystem Number	Integer
MRNSET	MRN Set ID	ASCII text
MAPSET	MAP Set ID	ASCII text
REFCNT	Reference Count	Integer
CDGTMODID	Called GTMOD ID	ASCII text
CGGTMODID	Calling GTMOD ID	ASCII text
LOOPSET	Loopset Name	ASCII text
DEFACTID	Default Action ID	ASCII text
USEICMSG	Use Incoming Message	ASCII text
CGPCOGMSG	CGPC Outgoing Message	ASCII text
CGPC	Calling Party Point Code	ASCII text
SRVCNAME	Service Name	ASCII text
SRVCERR	Service Error	ASCII text
SNP	Service Numbering Plan	ASCII text
SNAI	Service Nature of Address Indicator	ASCII text

Example Output File Name: gttact_20100315_1243.csv

Values for un-provisioned fields are displayed as blank or "---". Abbreviated example output file format:

```
"CLLI", "SWREL", "DBLEVEL", "DBDATE", "DBTIME", "RPTDATE", "RPTIME", "TZ", "RPTDATA", "NUMENTRIES",
"MAXENTRIES", "PCNTFULL"
« tekelecstp », »EAGLE 42.0.0-63.12.0
```

```

»,"36","2010-03-15","15:58:14","2010-03-15","15:58:35","CST","GLOBAL TITLE
ACTION","5","2000","1%"

"ACTID","ACTION","ATCAPERR","ITCAPERR","UDTSERR","UIMREQD","PC","RI","SSN","MRNSET",
"MAPSET","REFCNT","CDGIMODID","CGGIMODID","LOOPSET","DEFACTID","USEICMSG","CGPCOGMSG","CGPC"

"dup1","dup",,,,,," 001-001-003","gt","---",,,,"1","gtmod04","----- ",,,
On","dflt","---"
"dup2","dup",,,,,," 1-101-3","gt","---",,,,"1","gtmod04","----- ",,,
On","dflt","---"
"discard1","disc","---","---","---"," On",,,,,,"0",,,,,,
"dupact1","dup",,,,,," 1-101-1","gt","---",,,,"1","gtmod04","----- ",,,
Off","dflt","---"
"forward1","fwd",,,,,," 001-001-001","gt","---",,,,"2","gtmod05","-----
","fallback"," Off","dflt","---"
"dupact2","dup",,,,,," 1-101-4","ssn","21",,,,"1","gtmod11","gtmod08",,,
Off","dflt","---"

```

J7 Point Code Support Example: gttact_20020304_2041.csv

```

"CLLI","SWREL","DBLEVEL","DBDATE","DBTIME","RPTDATE","RPTIME","TZ","RPTDATA","NUMENTRIES",
"MAXENTRIES","PCNTFULL"
"eagle3","EAGLE 45.1.0-64.75.0","273","2002-03-04","20:41:11","2013-09-25",
"15:04:13","India Standard Time","GLOBAL TITLE ACTION","1","2000","1%"

"ACTID","ACTION","ATCAPERR","ITCAPERR","UDTSERR","UIMREQD","PC","RI","SSN","MRNSET",
"MAPSET","REFCNT","CDGIMODID","CGGIMODID","LOOPSET","DEFACTID","USEICMSG","CGPCOGMSG","CGPC"
"actfwd5","fwd",,,,,," 001-05-01","gt","---","DFLT","-----","0","-----
","-----","fallback"," off","remove"," 001-05-00",

```

GTT Actions to Trigger EAGLE Services Example: gttact_20150920_1124.csv

```

"CLLI","SWREL","DBLEVEL","DBDATE","DBTIME","RPTDATE","RPTIME","TZ","RPTDATA","NUMENTRIES",
"MAXENTRIES","PCNTFULL"
"tekelecstp",,"38","2015-09-20","11:24:17","2015-09-20","11:25:01","India
Standard Time","GLOBAL TITLE ACTION","7","2000","1%"

"ACTID","ACTION","THRESHOLD","BURSTS","TPRM","SPRM","NDGT","ATCAPERR","ITCAPERR","UDTSERR",
"UIMREQD","PC","RI","SSN","MRNSET","MAPSET","REFCNT","CDGIMODID","CGGIMODID","LOOPSET","DEFACTID",
"USEICMSG","CGPCOGMSG","CGPC","SRVCNAME","SRVCERR","SNP","SNAI"
"shdup","dup",,,,,," 06577","gt","---",,,,"0","gtmod04","----- ",,,
off","dflt","---",,,,
"shfwd","fwd",,,,,," 06577","gt","---",,,,"0","----- ",,"-----
","fallback"," off","dflt","---",,,,
"actsrvc7","srvc",,,,,,,,"0",,,,,,"SMSMR","GTT","E164","RNNDN"
"th1","sfthrot",1,0,,,,,,,"0",,,,"discard",,,,,,
"th2","sfthrot",4294967290,1,,,,,,,"1",,,,"fallback",,,,,,
"log1","sflog",,,,,,,,"0",,,,,,
"scpl","scpval",,,,"smrpoa","cdpa",21,,,"off",,,,,,"1",,,,"fallback","off",,,,,,

```

Maximum File Size

```

System header + Report header + Report data
250 + 252 + 246 x 2000 = 492,502 bytes

```

GTT Action Set (rtrv-gttaset)

The output content for `rtrv-gttaset` contains a list of administered GTT Action sets (a set contains one or more GTT Actions). This report is generated when the EGTT feature is turned on.

Table 29: Output Content for rtrv-gttaset

Field Name	Description	Data
ACTSN	GTT Action Set Name	ASCII text
REFCNT	Reference Count	Integer
TESTMODE	Test Mode	ASCII text
ACTID1	GTT Action ID 1	ASCII text
ACTID2	GTT Action ID 2	ASCII text
ACTID3	GTT Action ID 3	ASCII text
ACTID4	GTT Action ID 4	ASCII text
ACTID5	GTT Action ID 5	ASCII text
ACTID6	GTT Action ID 6	ASCII text

Example output file name: gttaset_20100315_1243.csv

Values for un-provisioned fields are displayed as blank or "---". Abbreviated example output file format:

```
"CLLI", "SWREL", "DBLEVEL", "DBDATE", "DBTIME", "RPTDATE", "RPTIME", "TZ", "RPTDATA", "NUMENTRIES",
"MAXENTRIES", "PCNTFULL"
« tekelecstp », »EAGLE 42.0.0-63.12.0 », "35", "2010-03-15", "12:43:12", "2010-03-15",
"12:43:57", "CST", "GLOBAL TITLE ACTION SET", "3", "20000", "1%"

"ACTSN", "REFCNT", "TESTMODE", "ACTID1", "ACTID2", "ACTID3", "ACTID4", "ACTID5", "ACTID6"
"aset1", "0", "off", "act1", "-----", "-----", "-----", "-----", "-----"
"aset2", "0", "on", "-----", "act4", "-----", "act1", "-----", "-----"
"aset4", "0", "off", "-----", "-----", "-----", "-----", "-----", "act5"
```

Maximum File Size

```
System header + Report header + Report data
250 + 81 + 91 x 20,000 = 1,820,331 bytes
```

Global Title Modification (rtrv-gtmod)

The output content for `rtrv-gtmod` contains a list of administered GTMOD IDs and the associated data. This report is generated when the GTT feature is turned on.

Table 30: Output Content for rtrv-gtmod

Field Name	Description	Data
GTMODID	GT Modification ID	ASCII text
NTT	New Translation Type	ASCII text
NGTI	New Global Title Indicator	Integer
GT0FILL	GT0FILL	ASCII text
NNP	New Numbering Plan	Integer
NNAI	New Nature of Address Indicator	Integer
NPDD	Number of Prefix Digits to Delete	Integer
NSDD	Number of Suffix Digits to Delete	Integer
PRECD	Precedence	ASCII text
CGPASSN	Calling Party Subsystem Number	Integer
REFCNT	Reference Count	Integer
NPDS	New Prefix Digits String	ASCII text
NSDS	New Suffix Digits String	ASCII text

Example output file name: gtmod_20100520_0924.csv

Values for un-provisioned fields are displayed as blank or "---". Abbreviated example output file format:

```
"CLLI", "SWREL", "DBLEVEL", "DBDATE", "DBTIME", "RPTDATE", "RPTIME", "TZ", "RPTDATA", "NUMENTRIES",
"MAXENTRIES", "PCNTFULL"
"eagle1", "", "83", "2010-05-20", "09:24:25", "2010-05-20", "09:24:59", "India Standard
Time", "GLOBAL TITLE MODIFICATION", "18", "100000", "1%"

"GTMODID", "NTT", "NGTI", "GT0FILL", "NNP", "NNAI", "NPDD", "NSDD", "PRECD", "CGPASSN", "REFCNT",
"NPDS", "NSDS"
"gtmod01", "-", "4", "OFF", "15", "7", "-", "-", "PFX", "-", "0", " ", " ", " "
"gtmod02", "6", "4", "ON", "4", "2", "5", "-", "PFX", "9", "0", " ", " ", "1234"
"gtmod03", "-", "2", "ON", "-", "-", "-", "-", "PFX", "-", "2", "abcdef1234567809", "abc"
"gtmod04", "9", "-", "OFF", "-", "-", "5", "-", "PFX", "254", "0", " ", " ", "1234567890abc"
"gtmod05", "-", "-", "OFF", "-", "-", "-", "-", "PFX", "231", "0", " ", " ", " "
"gtmod06", "98", "2", "ON", "-", "-", "-", "-", "PFX", "-", "0", "abcdef1234567809", "abc"
"gtmod07", "-", "-", "OFF", "15", "127", "-", "-", "PFX", "-", "0", " ", " ", " "
"gtmod08", "-", "-", "OFF", "-", "-", "-", "21", "SFX", "-", "0", " ", " ", " "
"gtmod09", "-", "-", "OFF", "-", "-", "21", "-", "PFX", "-", "3", " ", " ", "abcdefabcdef"
"gtmod10", "255", "-", "OFF", "-", "-", "-", "-", "PFX", "-", "0", " ", " ", " "
"gtmod11", "89", "2", "OFF", "-", "-", "-", "-", "PFX", "78", "0", " ", " ", " "
"gtmod12", "0", "2", "ON", "-", "-", "-", "-", "PFX", "-", "0", " ", " ", " "
"gtmod13", "12", "4", "ON", "12", "120", "-", "-", "PFX", "-", "0", " ", " ", " "
"gtmod14", "12", "4", "ON", "12", "23", "20", "-", "PFX", "-", "0", " ", " ", " "
"gtmod15", "12", "4", "ON", "12", "23", "20", "12", "SFX", "-", "0", " ", " ", " "
"gtmod16", "-", "-", "OFF", "-", "-", "12", "-", "PFX", "-", "0", "123456789098765", " "
"gtmod17", "-", "-", "OFF", "-", "-", "12", "-", "SFX", "-", "5", " ", " ", "1788abc89098765"
"gtmod18", "200", "2", "ON", "-", "-", "-", "-", "PFX", "199", "0", " ", " ", " "
```

Maximum File Size

System header + Report header + Report data
 250 + 100 + 93 x 100,000 = 9,300,350 bytes

GTT Action Path (rtrv-gttapath)

The output content for `rtrv-gttapath` contains a list of administered GTT Action paths. This report is generated if either of the GTT Action (Forward/Duplicate/Discard) feature is turned on.

Table 31: Output Content for rtrv-gttapath

Field Name	Description	Data
GTPPN	GTT path name	ASCII text
OPGTTSN	GTT set name (Opcode Type)	ASCII text
CGGTTSN	GTT set name (CgPA Type)	ASCII text
CDGTTSN	GTT set name (CdPA Type)	ASCII text
OPCODE	TCAP Opcode	ASCII text
PKGTYPE	ANSI/ITU TCAP Package Type	ASCII text
FAMILY	Family	ASCII text
ACN	Application Context Name	ASCII text
CGGTA	Start of Global Title Address (CgPA Type)	ASCII text
ECGGTA	End of Global Title Address (CgPA Type)	ASCII text
CDGTA	Start of Global Title Address (CdPA Type)	ASCII text
ECDGTA	End of Global Title Address (CdPA Type)	ASCII text

Example output file name: gttapath_20100312_2003.csv

Values for un-provisioned fields are displayed as blank or "---". Abbreviated example output file format:

```
"CLLI", "SWREL", "DBLEVEL", "DBDATE", "DBTIME", "RPTDATE", "RPTIME", "TZ", "RPTDATA", "NUMENTRIES",
"MAXENTRIES", "PCNTFULL"
"tekelecstp", "EAGLE 42.0.0-63.12.0", "40", "2010-03-12", "20:03:01", "2010-03-12",
"20:03:10", "CST", "GLOBAL TITLE ACTION PATH", "3", "10000", "1%"

"GTPPN", "OPGTTSN", "CGGTTSN", "CDGTTSN", "OPCODE", "PKGTYPE", "FAMILY", "ACN", "CGGTA", "ECGGTA",
"CDGTA", "ECDGTA"
"path1", "op1", "-----", "-----", "1", "rsp", "2", , , ,
"path2", "-----", "-----", "cdgta1", , , , , "987652", "987652"
"path3", "-----", "cggta1", "cdgta2", , , , , "987651", "987651", "987525", "987565"
```

Maximum File Size

```
System header + Report header + Report data
250 + 105 + 131 x 10000 = 1,310,355 bytes
```

SRVSEL (rtrv-srvsel)

The output content for rtrv-srvsel is shown in [Table 32: Output Content for rtrv-srvsel](#).

Table 32: Output Content for rtrv-srvsel

Field Name	Description	Data
GTIN	Global title indicator	Integer
TT	Translation type	Integer
NP	Numbering plan	ASCII text
NAI	Nature of address indicator	ASCII text
SSN	Subsystem number	Integer
SNP	Service numbering plan	ASCII text
SNAI	Service nature of address indicator	ASCII text
SERV	Service module card service	ASCII text
GTTRQD	GTT Required indicator	ASCII text
DFLTACT	Default Action ID	ASCII text
GTTSELID	Selector ID	ASCII text
RQDTBLNOP	RequiredTBLNotPresent	ASCII text

Example Output File: srvsel_20031002_1338.csv

Abbreviated example output file format:

```
"CLLI", "SWREL", "DBLEVEL", "DBDATE", "DBTIME", "RPTDATE", "RPTIME", "TZ", "RPTDATA", "NUMENTRIES",
"MAXENTRIES", "PCNTFULL"<cr><lf>
"tekelecstp", "EAGLE 42.0.0-63.12.0", "482", "2009-12-12", "11:48:23", "2009-12-12",
"10:29:49", "India Standard Time", "SRVSEL", 6, 20992, "1%"

"GTIA", "TT", "NP", "NAI", "SSN", "SNP", "SNAI", "SERV", "RQDTBLNOP", "GTTRQD", "DFLTACT", "GTTSELID"
2,10, "--", "----", 21, "e164", "intl", "gflex", "udts", "no", "none", "45"
2,11, "--", "----", 21, "e164", "natl", "gflex", "disc", "no", "dflt", "none"
2,12, "--", "----", 21, "e164", "sub", "gflex", "gtt", "yes", "act1", "none"
2,13, "--", "----", 21, "e212", "intl", "gflex", "gtt", "no", "dflt", "34"
2,15, "--", "----", 12, "----", "----", "vflex", "disc", "----", "-----", "-----"
"GTII", "TT", "NP", "NAI", "SSN", "SNP", "SNAI", "SERV", "GTTRQD", "DFLTACT", "GTTSELID"
2,8, "--", "----", 8, "e164", "sub", "gport", "gtt", "yes", "act1", 2
```

Maximum File Size

```
System header + Report header + Report data  
250 + 92 + 20992 x 106 = 2,225,494 bytes
```


Chapter 6

GWS Tables

Topics:

- *Maximum Number of Reference Rules.....74*
- *SCR-AFTPC (rtrv-scr-aftpc).....74*
- *SCR-BLKDPC (rtrv-scr-blkdp).....75*
- *SCR-BLKOPC (rtrv-scr-blkop).....76*
- *SCR-CDPA (rtrv-scr-cdpa).....77*
- *SCR-CGPA (rtrv-scr-cgpa).....78*
- *SCR-DESTFLD (rtrv-scr-destfld).....79*
- *SCR-DPC (rtrv-scr-dpc).....81*
- *SCR-OPC (rtrv-scr-opc).....82*
- *Screen Set (rtrv-scrset).....83*
- *SCR-SIO (rtrv-scr-sio).....84*
- *SCR-TT (rtrv-scr-tt).....85*

This chapter describes GWS table data reports.

Maximum Number of Reference Rules

The maximum number of reference rules used in the data header for each reference type is 362700, which is a system-wide value determining the total number of rules that all reference types can have all together. There is no separate maximum number of rules defined for each single reference type. One reference type can have more rules than the other types, but all rules together can not be over 362700.

SCR-AFTPC (rtrv-scr-aftpc)

Output content for `rtrv-scr-aftpc:all=yes` contains all affected PC/SSN screening references and associated attributes (affected point code, affected subsystem number, next screening function identifier, next screening reference, supplier specific parameter, and remarks) in the affected PC/SSN entity set.

Table 33: Output Content for rtrv-scr-aftpc:all=yes

Field Name	Description	Data
SR	Screening Reference name	ASCII text
REF	Referential status	ASCII text
DOMAIN	Network domain for affected point code	ASCII text
PC	Affected point code (in one of the following forms: ANSI, ITU-International, ITU-National)	ASCII text
SSN	Subsystem number associated with the point code identified by PC	Integer
NSFI	Next screening function identifier	ASCII text
NSR/ACT	Next screening reference or action to be taken	ASCII text

Example Output File: scr-aftpc_20031002_1338.csv

Abbreviated example output file format:

```
"CLLI", "SWREL", "DBLEVEL", "DBDATE", "DBTIME", "RPTDATE", "RPTIME", "TZ", "RPTDATA", "NUMENTRIES",
"MAXENTRIES", "PCNTFULL" <cr><lf>
"tekelecstp", "EAGLE 31.3.0-53.5.0", "1362156", "2003-10-02", "13:38:15", "2003-10-07",
"15:49:53", "Eastern Standard Time", "ALLOWED AFTPC SCREENING
REFERENCE", "6", "362700", "1%" <cr><lf>

"SR", "REF", "DOMAIN", "PC", "SSN", "NSFI", "NSR/ACT" <cr><lf>
"apc1", "yes", "ANSI", "008-050-008", "*", "STOP", "-----" <cr><lf>
"apc1", "yes", "ANSI", "008-051-008", "*", "STOP", "-----" <cr><lf>
"apc1", "yes", "ANSI", "008-060-*", "*", "STOP", "-----" <cr><lf>
"apc1", "yes", "ANSI", "008-061-008", "*", "STOP", "-----" <cr><lf>
"af01", "no", "ITU-N24", "255-255-255", "1", "STOP", "-----" <cr><lf>
```

J7 Point Code Support Example: scr-aftpc_20020304_2041.csv

```
"CLLI", "SWREL", "DBLEVEL", "DBDATE", "DBTIME", "RPTDATE", "RPTIME", "TZ", "RPTDATA", "NUMENTRIES",
"MAXENTRIES", "PCNTFULL"
"eagle3", "EAGLE 45.1.0-64.75.0", "273", "2002-03-04", "20:41:11", "2013-09-25",
"15:04:13", "India Standard Time", "ALLOWED AFTPC SCREENING
REFERENCE", "1", "362700", "1%"

"SR", "REF", "DOMAIN", "PC", "SSN", "NSFI", "NSR/ACT"
"af01", "no", "ITU-N16", "001-02-03", 10, "STOP", "-----"
```

Maximum File Size

For a report of 362700 screening references:

```
System header + Report header + Report data
250 + 45 + 56 x 362700 = 20,311,495 bytes
```

SCR-BLKDPC (rtrv-scr-blkdpc)

Output content for rtrv-scr-blkdpc:all=yes contains attributes of all blocked Destination Point Code screening references in the BLKDPC entity set.

Table 34: Output Content for rtrv-scr-blkdpc:all=yes

Field Name	Description	Data
SR	Screening reference name	ASCII text
REF	Referential status (yes or no)	ASCII text
DOMAIN	Network domain for DPC	ASCII text
DPC	Destination point code	ASCII text
NSFI	Next screening function identifier	ASCII text
NSR/ACT	Next screening reference or action to be taken	ASCII text

Example Output File: scr-blkdpc_20031002_1338.csv

Abbreviated example output file format:

```
"CLLI", "SWREL", "DBLEVEL", "DBDATE", "DBTIME", "RPTDATE", "RPTIME", "TZ", "RPTDATA", "NUMENTRIES",
"MAXENTRIES", "PCNTFULL"<cr><lf>
"tekelecstp", "EAGLE 31.3.0-53.5.0", "1362156", "2003-10-02", "13:38:15", "2003-10-07",
"15:49:16", "Eastern Standard Time", "BLOCKED DPC SCREENING
REFERENCE", "5050", "362700", "1%"<cr><lf>

"SR", "REF", "DOMAIN", "DPC", "NSFI", "NSR/ACT"<cr><lf>
"b001", "yes", "ANSI", "C-C-C", "STOP", "-----"<cr><lf>
"bdp1", "yes", "ANSI", "211-195-178", "FAIL", "-----"<cr><lf>
"bd30", "no", "ITU-N24", "255-255-255", "FAIL", "-----"<cr><lf>
"bd30", "no", "ITU-N24", "C-C-C", "STOP", "-----"<cr><lf>
```

J7 Point Code Support Example: scr-aftpc_20020304_2041.csv

```
"CLLI", "SWREL", "DBLEVEL", "DBDATE", "DBTIME", "RPTDATE", "RPTIME", "TZ", "RPTDATA", "NUMENTRIES",
"MAXENTRIES", "PCNTFULL"
"eagle3", "EAGLE 45.1.0-64.75.0", "273", "2002-03-04", "20:41:11", "2013-09-25",
"15:04:13", "India Standard Time", "BLOCKED DPC SCREENING
REFERENCE", "2", "362700", "1%"

"SR", "REF", "DOMAIN", "DPC", "NSFI", "NSR/ACT"
"b101", "no", "ITU-N16", "001-02-03", "FAIL", "-----"
"b101", "no", "ITU-N16", "C-C-C", "STOP", "-----"
```

Maximum File Size

For a report of 362700 screening references:

```
System header + Report header + Report data
250 + 45 + 56 x 362700 = 20,311,495 bytes
```

SCR-BLKOPC (rtrv-scr-blkopc)

Output content for `rtrv-scr-blkopc:all=yes` contains attributes of all blocked Originating Point Code screening references in the BLKOPC entity set.

Table 35: Output Content for `rtrv-scr-blkopc:all=yes`

Field Name	Description	Data
SR	Screening reference name	ASCII text
REF	Referential status (yes or no)	ASCII text
DOMAIN	Network domain for OPC	ASCII text
OPC	Originating point code	ASCII text
NSFI	Next screening function identifier	ASCII text
NSR/ACT	Next screening reference or action to be taken	ASCII text

Example Output File: scr-blkopc_20031002_1338.csv

Abbreviated example output file format:

```
"CLLI", "SWREL", "DBLEVEL", "DBDATE", "DBTIME", "RPTDATE", "RPTIME", "TZ", "RPTDATA", "NUMENTRIES",
"MAXENTRIES", "PCNTFULL"<cr><lf>
"tekelecstp", "EAGLE 31.3.0-53.5.0", "1362156", "2003-10-02", "13:38:15", "2003-10-07",
"15:49:18", "Eastern Standard Time", "BLOCKED OPC SCREENING
REFERENCE", "5050", "362700", "1%"<cr><lf>

"SR", "REF", "DOMAIN", "OPC", "NSFI", "NSR/ACT"<cr><lf>
"bop1", "yes", "ANSI", "211-195-176", "FAIL", "-----"<cr><lf>
"bop8", "yes", "ANSI", "C-C-C", "SIO", "sio8"<cr><lf>
"e001", "yes", "ANSI", "C-C-C", "SIO", "d001"<cr><lf>
```

```
"bo30", "no", "ITU-N24", "255-002-003", "FAIL", "-----" <cr> <lf>
"bo30", "no", "ITU-N24", "C-C-C", "STOP", "-----" <cr> <lf>
```

J7 Point Code Support Example: scr-blkopc_20020304_2041.csv

```
"CLLI", "SWREL", "DBLEVEL", "DBDATE", "DBTIME", "RPTDATE", "RPTIME", "TZ", "RPTDATA", "NUMENTRIES",
"MAXENTRIES", "PCNTFULL"
"eagle3", "EAGLE 45.1.0-64.75.0", "273", "2002-03-04", "20:41:11", "2013-09-25",
"15:04:13", "India Standard Time", "BLOCKED OPC SCREENING
REFERENCE", "2", "362700", "1%"
```

```
"SR", "REF", "DOMAIN", "OPC", "NSFI", "NSR/ACT"
"bl01", "no", "ITU-N16", "001-02-03", "FAIL", "-----"
"bl01", "no", "ITU-N16", "C-C-C", "STOP", "-----"
```

Maximum File Size

For a report of 362700 screening references:

```
System header + Report header + Report data
250 + 45 + 56 x 362700 = 20,311,495 bytes
```

SCR-CDPA (rtrv-scr-cdpa)

Output content for `rtrv-scr-cdpa:all=yes` lists all the allowed called party address (CDPA) screening references in the CDPA entity set.

Table 36: Output Content for `rtrv-scr-cdpa:all=yes`

Field Name	Description	Data
SR	Screening reference name	ASCII text
REF	Referential status (yes or no)	ASCII text
PC	Point code referenced in the screen (in one of the following forms: ANSI, ITU-International, ITU-National)	ASCII text
SSN	Subsystem number associated with the point code identified by OPC	Integer
SCMGFID	SCMG format ID	ASCII text
NSFI	Next screening function identifier	ASCII text
NSR/ACT	Next screening reference or action to be taken	ASCII text

Example Output File: scr-cdpa_20031002_1338.csv

Abbreviated example output file format:

```
"CLLI", "SWREL", "DBLEVEL", "DBDATE", "DBTIME", "RPTDATE", "RPTIME", "TZ", "RPTDATA", "NUMENTRIES",
"MAXENTRIES", "PCNTFULL"<cr><lf>
"tekelecstp", "EAGLE 31.3.0-53.5.0", "1362156", "2003-10-02", "13:38:15", "2003-10-07",
"15:49:19", "Eastern Standard Time", "ALLOWED CDPA SCREENING
REFERENCE", "398", "362700", "1%"<cr><lf>

"SR", "REF", "DOMAIN", "PC", "SSN", "SCMGFID", "NSFI", "NSR/ACT"<cr><lf>
"cdal", "yes", "ANSI", "008-050-008", "*", "-----", "STOP", "-----"<cr><lf>
"cdal", "yes", "ANSI", "008-051-008", "*", "-----", "STOP", "-----"<cr><lf>
"cdal", "yes", "ANSI", "008-060-*", "*", "-----", "STOP", "-----"<cr><lf>
"cdb1", "yes", "ANSI", "250-253-190", "1", "*", "AFTPC", "apcl"<cr><lf>
"cdb1", "yes", "ANSI", "006-200-*", "1", "1", "AFTPC", "apcl"<cr><lf>
"cdb1", "yes", "ANSI", "008-050-008", "1", "1", "AFTPC", "apcl"<cr><lf>
"cd01", "no", "ITU-N24", "255-255-255", "1", "1", "AFTPC", "af01"<cr><lf>
```

J7 Point Code Support Example: scr-cdpa_20020304_2041.csv

```
"CLLI", "SWREL", "DBLEVEL", "DBDATE", "DBTIME", "RPTDATE", "RPTIME", "TZ", "RPTDATA", "NUMENTRIES",
"MAXENTRIES", "PCNTFULL"
"eagle3", "EAGLE 45.1.0-64.75.0", "273", "2002-03-04", "20:41:11", "2013-09-25",
"15:04:13", "India Standard Time", "ALLOWED CDPA SCREENING
REFERENCE", "1", "362700", "1%"

"SR", "REF", "DOMAIN", "PC", "SSN", "SCMGFID", "NSFI", "NSR/ACT"
"cd01", "no", "ITU-N16", "001-02-03", "10", "-----", "STOP", "-----"
```

Maximum File Size

For a report of 362700 screening references:

```
System header + Report header + Report data
250 + 52 + 66 x 362700 = 23,938,502 bytes
```

SCR-CGPA (rtrv-scr-cgpa)

Output content for `rtrv-scr-cgpa:all=yes` lists all the allowed calling party address (CGPA) screening references in the CGPA entity set.

Note: NUMENTRIES in the SCR-CGPA data report files shows the number of rules provisioned for the listed Screening References, and not the count of table entries.

Table 37: Output Content for `rtrv-scr-cgpa:all=yes`

Field Name	Description	Data
SR	Screening reference name	ASCII text
REF	Referential status (yes or no)	ASCII text
DOMAIN	Network domain for PC	ASCII text

Field Name	Description	Data
PC	Point code referenced in the screen (in one of the following forms: ANSI, ITU-International, ITU-National)	ASCII text
SSN	Subsystem number associated with the point code identified by OPC	Integer
RI	Routing indicator	ASCII text
SCCPMT	SCCP message type	ASCII text
NSFI	Next screening function identifier	ASCII text
NSR/ACT	Next screening reference or action to be taken	ASCII text

Example Output File: scr-cgpa_20031002_1338.csv

Abbreviated example output file format:

```

"CLLI", "SWREL", "DBLEVEL", "DBDATE", "DBTIME", "RPTDATE", "RPTIME", "TZ", "RPTDATA", "NUMENTRIES",
"MAXENTRIES", "PCNTFULL" <cr><lf>
"tekelecstp", "EAGLE 31.3.0-53.5.0", "1362156", "2003-10-02", "13:38:15", "2003-10-07",
"15:49:19", "Eastern Standard Time", "ALLOWED CGPA SCREENING
REFERENCE", "4945", "362700", "1%" <cr><lf>

"SR", "REF", "DOMAIN", "PC", "SSN", "RI", "SCCPMT", "NSFI", "NSR/ACT" <cr><lf>
"cg1", "yes", "ANSI", "008-050-008", "*", "GT", "*", "TT", "tt01" <cr><lf>
"cg4", "yes", "ANSI", "254-177-*", "*", "GT", "*", "TT", "tt04" <cr><lf>
"cg4", "yes", "ANSI", "008-060-*", "*", "DPC", "*", "CDPA", "cdb1" <cr><lf>
"cg1", "no", "ITU-N24", "001-001-001", "1", "DPC", "*", "STOP", "-----" <cr><lf>

```

J7 Point Code Support Example: scr-cgpa_20020304_2041.csv

```

"CLLI", "SWREL", "DBLEVEL", "DBDATE", "DBTIME", "RPTDATE", "RPTIME", "TZ", "RPTDATA", "NUMENTRIES",
"MAXENTRIES", "PCNTFULL"
"eagle3", "EAGLE 45.1.0-64.75.0", "273", "2002-03-04", "20:41:11", "2013-09-25",
"15:04:13", "India Standard Time", "ALLOWED CGPA SCREENING
REFERENCE", "1", "362700", "1%"

"SR", "REF", "DOMAIN", "PC", "SSN", "RI", "SCCPMT", "NSFI", "NSR/ACT"
"cg01", "no", "ITU-N16", "001-02-03", "10", "GT", "*", "STOP", "-----"

```

Maximum File Size

For a report of 362700 screening references:

```

System header + Report header + Report data
250 + 52 + 66 x 362700 = 23,938,502 bytes

```

SCR-DESTFLD (rtrv-scr-destfld)

Output content for `rtrv-scr-destfld:all=yes` lists all the attributes of all allowed affected Destination field screening references and associated attributes (destination point code, next screening

function identifier, next screening function reference) that are allowed to receive SS7 messages from another network.

Table 38: Output Content for rtrv-scr-destfld:all=yes

Field Name	Description	Data
SR	Screening reference name	ASCII text
REF	Referential status (yes or no)	ASCII text
DOMAIN	Network domain for PC	ASCII text
PC	Point code referenced in the screen (in one of the following forms: ANSI, ITU-International, ITU-National)	ASCII text
NSFI	Next screening function identifier	ASCII text
NSR/ACT	Next screening reference or action to be taken	ASCII text

Example Output File: scr-destfld_20031002_1338.csv

Abbreviated example output file format:

```
"CLLI", "SWREL", "DBLEVEL", "DBDATE", "DBTIME", "RPTDATE", "RPTIME", "TZ", "RPTDATA", "NUMENTRIES",
"MAXENTRIES", "PCNTFULL"<cr><lf>
"tekelecstp", "EAGLE 31.3.0-53.5.0", "1362156", "2003-10-02", "13:38:15", "2003-10-07",
"15:49:53", "Eastern Standard Time", "ALLOWED DESTINATION FIELD SCREENING
REFERENCE", "101804", "362700", "28%"<cr><lf>

"SR", "REF", "DOMAIN", "PC", "NSFI", "NSR/ACT"<cr><lf>
"a001", "yes", "ANSI", "009-009-009", "STOP", "-----"<cr><lf>
"a001", "yes", "ANSI", "227-255-235", "STOP", "-----"<cr><lf>
"dst1", "no", "ITU-N24", "001-001-001", "STOP", "-----"<cr><lf>
"dst1", "no", "ITU-N24", "255-255-255", "STOP", "-----"<cr><lf>
```

J7 Point Code Support Example: scr-destfld_20020304_2041.csv

```
"CLLI", "SWREL", "DBLEVEL", "DBDATE", "DBTIME", "RPTDATE", "RPTIME", "TZ", "RPTDATA", "NUMENTRIES",
"MAXENTRIES", "PCNTFULL"
"eagle3", "EAGLE 45.1.0-64.75.0", "273", "2002-03-04", "20:41:11", "2013-09-25",
"15:04:13", "India Standard Time", "ALLOWED DESTINATION FIELD SCREENING
REFERENCE", "1", "362700", "1%"

"SR", "REF", "DOMAIN", "PC", "NSFI", "NSR/ACT"
"ds01", "no", "ITU-N16", "001-02-03", "STOP", "-----"
```

Maximum File Size

For a report of 362700 screening references:

```
System header + Report header + Report data
250 + 52 + 66 x 362700 = 23,938,502 bytes
```


SCR-DPC (rtrv-scr-dpc)

Output content for `rtrv-scr-dpc:all=yes` lists all the attributes of all allowed DPC screening references and associated attributes (destination point code, next screening function identifier, next screening function reference) that are allowed to receive SS7 messages from another network.

Table 39: Output Content for `rtrv-scr-dpc:all=yes`

Field Name	Description	Data
SR	Screening reference name	ASCII text
REF	Referential status (yes or no)	ASCII text
DOMAIN	Network domain for PC	ASCII text
PC	Point code referenced in the screen (in one of the following forms: ANSI, ITU-International, ITU-National)	ASCII text
NSFI	Next screening function identifier	ASCII text
NSR/ACT	Next screening reference or action to be taken	ASCII text

Example Output File: `scr-dpc_20031007_1338.csv`

Abbreviated example output file format:

```

"CLLI", "SWREL", "DBLEVEL", "DBDATE", "DBTIME", "RPTDATE", "RPTIME", "TZ", "RPTDATA", "NUMENTRIES",
"MAXENTRIES", "PCNTFULL" <cr><lf>
" tekelecstp", "EAGLE
31.3.0-53.5.0", "1362156", "2003-10-02", "13:38:15", "2003-10-07", "15:49:21", "Eastern
Standard Time", "ALLOWED DPC SCREENING REFERENCE", "102259", "362700", "28%" <cr><lf>

"SR", "REF", "DOMAIN", "PC", "NSFI", "NSR/ACT" <cr><lf>
"c001", "yes", "ANSI", "009-009-009", "BLKDPC", "b001" <cr><lf>
"dpcl", "no", "ITU-N24", "001-001-001", "STOP", "-----" <cr><lf>
"IDD", "yes", "ANSI", "*-*-*", "STOP", "COPY" <cr><lf>

```

J7 Point Code Support Example: `scr-dpc_20020304_2041.csv`

```

"CLLI", "SWREL", "DBLEVEL", "DBDATE", "DBTIME", "RPTDATE", "RPTIME", "TZ", "RPTDATA", "NUMENTRIES",
"MAXENTRIES", "PCNTFULL"
"eagle3", "EAGLE 45.1.0-64.75.0", "273", "2002-03-04", "20:41:11", "2013-09-25",
"15:04:13", "India Standard Time", "ALLOWED DPC SCREENING
REFERENCE", "1", "362700", "1%"

"SR", "REF", "DOMAIN", "PC", "NSFI", "NSR/ACT"
" d01", "no", "ITU-N16", "001-02-03", "STOP", "-----"

```

Maximum File Size

For a report of 362700 screening references:

```
System header + Report header + Report data
250 + 52 + 66 x 362700 = 23,938,502 bytes
```

SCR-OPC (rtrv-scr-opc)

Output content for `rtrv-scr-opc:all=yes` lists all the attributes of all allowed OPC screening references and associated attributes (originating point code, next screening function identifier, next screening function reference) that are allowed to receive SS7 messages from another network.

Table 40: Output Content for `rtrv-scr-opc:all=yes`

Field Name	Description	Data
SR	Screening reference name	ASCII text
REF	Referential status (yes or no)	ASCII text
DOMAIN	Network domain for point code	ASCII text
PC	Point code referenced in the screen (in one of the following forms: ANSI, ITU-International, ITU-National)	ASCII text
NSFI	Next screening function identifier	ASCII text
NSR/ACT	Next screening reference or action to be taken	ASCII text

Example Output File: `scr-opc_20031002_1338.csv`

Abbreviated example output file format:

```
"CLLI", "SWREL", "DBLEVEL", "DBDATE", "DBTIME", "RPTDATE", "RPTIME", "TZ", "RPTDATA", "NUMENTRIES",
"MAXENTRIES", "PCNTFULL" <cr><lf>
"tekelecstp", "EAGLE 31.3.0-53.5.0", "1362156", "2003-10-02", "13:38:15", "2003-10-07",
"15:49:35", "Eastern Standard Time", "ALLOWED OPC SCREENING
REFERENCE", "101732", "362700", "28%" <cr><lf>

"SR", "REF", "DOMAIN", "PC", "NSFI", "NSR/ACT" <cr><lf>
"f001", "yes", "ANSI", "009-009-009", "BLKOPC", "e001" <cr><lf>
"opc8", "yes", "ANSI", "250-254-*", "BLKOPC", "bop8" <cr><lf>
"opc1", "no", "ITU-N24", "001-001-001", "STOP", "-----" <cr><lf>
```

J7 Point Code Support Example: `scr-opc_20020304_2041.csv`

```
"CLLI", "SWREL", "DBLEVEL", "DBDATE", "DBTIME", "RPTDATE", "RPTIME", "TZ", "RPTDATA", "NUMENTRIES",
"MAXENTRIES", "PCNTFULL"
"eagle3", "EAGLE 45.1.0-64.75.0", "273", "2002-03-04", "20:41:11", "2013-09-25",
"15:04:13", "India Standard Time", "ALLOWED OPC SCREENING
REFERENCE", "1", "362700", "1%"
```

```
"SR", "REF", "DOMAIN", "PC", "NSFI", "NSR/ACT"
" o01", "no", "ITU-N16", "001-02-03", "STOP", "-----"
```

Maximum File Size

For a report of 362700 screening references:

```
System header + Report header + Report data
250 + 52 + 66 x 362700 = 23,938,502 bytes
```

Screen Set (rtrv-scrset)

Output content for `rtrv-scrset` lists attributes of all screen sets in the screen set entity set.

Table 41: Output Content for rtrv-scrset

Field Name	Description	Data
SCRN	Screen set name	ASCII text
NSFI	Next screening function identifier	ASCII text
NSR/ACT	Next screening reference or action to be taken	ASCII text
FULL	The capacity of allowed memory that a given screen set occupied, expressed as a percentage	ASCII text
RULES	Number of entries in the screen set	Integer
TABLES	Number of tables in the screen set	Integer
DESTFLD	Whether to apply the automatic allowed affected destination screening for network management messages against the routing table, self point codes, and capability point codes	ASCII text

Example Output File: `scrset_20031002_1338.csv`

Abbreviated example output file format:

```
"CLLI", "SWREL", "DBLEVEL", "DBDATE", "DBTIME", "RPTDATE", "RPTIME", "TZ", "RPTDATA", "NUMENTRIES",
"MAXENTRIES", "PCNTFULL"
"eagle7", "EAGLE 46.3.0.0-68.7.0", "293", "2016-01-25", "22:27:58", "2016-01-08",
"03:55:02", "Eastern Standard Time", "SCREEN SET", "1", "1023", "1%"

"SCRN", "NSFI", "NSR/ACT", "FULL", "RULES", "TABLES", "DESTFLD"
"test", "SIO", "test", 1%, 64, 1, "Y"
```

Maximum File Size

For a report of 1024 screen sets:

```
System header + Report header + Report data
200 + 50 + 50 x 1024 = 51,450 bytes
```

SCR-SIO (rtrv-scr-sio)

Output content for `rtrv-scr-sio:all=yes` lists all SIO screening references and associated attributes (network indicator, service indicator message priority, H0 heading code, H1 heading code, next screening function identifier, next screening reference in the allowed SIO entity set).

Note: NUMENTRIES in SCR-SIO data report files shows the number of rules provisioned for the listed Screening References, not the count of table entries.

Table 42: Output Content for rtrv-scr-sio:all=yes

Field Name	Description	Data
SR	Screening reference name	ASCII text
REF	Referential status (yes or no)	ASCII text
NIC	Network indicator code	ASCII text
PRI	Priority in the service information octet	ASCII text
SI	Service indicator	Integer
H0	H0 heading code	ASCII text
H1	H1 heading code	ASCII text
NSFI	Next screening function identifier	ASCII text
NSR/ACT	Next screening reference or action to be taken	ASCII text

Example Output File: scr-sio_20031002_1338.csv

Abbreviated example output file format:

```
"CLLI", "SWREL", "DBLEVEL", "DBDATE", "DBTIME", "RPTDATE", "RPTIME", "TZ", "RPTDATA", "NUMENTRIES",
"MAXENTRIES", "PCNTFULL"<cr><lf>
"tekelecstp", "EAGLE 31.3.0-53.5.0", "1362156", "2003-10-02", "13:38:15", "2003-10-07",
"15:49:52", "Eastern Standard Time", "SIO SCREENING
REFERENCE", "5392", "362700", "1%"<cr><lf>

"SR", "REF", "NIC", "PRI", "SI", "H0", "H1", "NSFI", "NSR/ACT"<cr><lf>
"d001", "yes", "*", "*", 0, "*", "*", "DESTFLD", "a001"<cr><lf>
"d001", "yes", "*", "*", 1, "*", "*", "DPC", "c001"<cr><lf>
"d001", "yes", "*", "*", 2, "*", "*", "DPC", "c001"<cr><lf>
"d001", "yes", "*", "*", 5, "", "DPC", "c001"<cr><lf>
"sio8", "yes", "*", "*", 0, "*", "*", "DESTFLD", "dst8"<cr><lf>
"sio8", "yes", "*", "*", 1, "*", "*", "DPC", "dpc8"<cr><lf>
"sio8", "yes", "*", "*", 2, "*", "*", "DPC", "dpc8"<cr><lf>
```

```
"sio8","yes","*","*",3,,,"CGPA","cga8"<cr><lf>
"sio8","yes","*","*",5,,,"DPC","dpc8"<cr><lf>
```

Maximum File Size

For a report of 362700 screening references:

```
System header + Report header + Report data
250 + 45 + 56 x 362700 = 20,311,495 bytes
```

SCR-TT (rtrv-scr-tt)

Output content for `rtrv-scr-tt:all=yes` lists all allowed Translation Type screening references and associated attributes (translation type, next screening function, next screening reference and remarks in the allowed TT entity set).

Table 43: Output Content for rtrv-scr-tt:all=yes

Field Name	Description	Data
SR	Screening reference name	ASCII text
REF	Referential status (yes or no)	ASCII text
TYPE	Translation type	ASCII text
NSFI	Next screening function identifier	ASCII text
NSR/ACT	Next screening reference or action to be taken	ASCII text

Example Output File: scr-tt_20031002_1338.csv

Abbreviated example output file format:

```
"CLLI","SWREL","DBLEVEL","DBDATE","DBTIME","RPTDATE","RPTIME","TZ","RPTDATA","NUMENTRIES",
"MAXENTRIES","PCNTFULL"<cr><lf>
"tekelecstp","EAGLE 31.3.0-53.5.0","1362156","2003-10-02","13:38:15","2003-10-07",
"15:49:52","Eastern Standard Time","TRANSLATION TYPE SCREENING
REFERENCE","2047","362700","1%"<cr><lf>

"SR","REF","TYPE","NSFI","NSR/ACT"<cr><lf>
"tt01","yes","000","CDPA","cda1"<cr><lf>
"tt01","yes","001","CDPA","cda1"<cr><lf>
"tt01","yes","002","CDPA","cda1"<cr><lf>
"tt01","yes","003","CDPA","cda1"<cr><lf>
```

Maximum File Size

For a report of 362700 screening references:

```
System header + Report header + Report data
250 + 45 + 56 x 362700 = 20,311,495 bytes
```

Chapter

7

VFLEX Tables

Topics:

- *VFLEX Call Decision (rtrv-vflx-cd).....87*
- *VFLEX Routing Number (rtrv-vflx-rn).....87*
- *VFLEX Voice Mail Server ID (rtrv-vflx-vmsid).....88*
- *VFLEX Options (rtrv-vflx-opts).....89*

This chapter describes VFLEX table data reports.

VFLEX Call Decision (rtrv-vflx-cd)

The output content for `rtrv-vflx-cd` lists attributes of all the entries in the VFLEX Call Decision table. This report is generated when the VFLEX feature is turned on.

Table 44: Output Content for rtrv-vflx-cd

Field Name	Description	Data
VM Number/Prefix	Voice mail number or voice mail prefix	ASCII text
RDI	Redirection indicator	ASCII text
BCAP	Bearer capabilities determines the type of voice mail - for example, voice, video, multimedia, etc.	ASCII text
DN Stat	MSISDN found or not found in the RTDB	ASCII text
VMRN Index	Voice mail routing number index	Integer
CD Name	Name of Call Decision table entry	ASCII text

Example Output File: vflx-cd_20070329_0016

Abbreviated example output file format:

```
"CLLI", "SWREL", "DBLEVEL", "DBDATE", "DBTIME", "RPTDATE", "RPTIME", "TZ", "RPTDATA", "NUMENTRIES",
"MAXENTRIES", "PCNTFULL"<cr><lf>
"tekelecstp", "EAGLE 37.6.0-58.20.0", "45", "2007-03-29", "00:16:19", "2007-03-29",
"14:05:47", "West Asia Standard Time", "VFLX CD", "26", "4950", "1%"<cr><lf>

"RDI", "DN STATUS", "BCAP", "VM Number/Prefix", "VMRN Index", "CD Name"<cr><lf>
"DIR", "*", "1", "12345", "3", "a2"<cr><lf>
"DIR", "NFND", "2", "12345abcd", "2", "b123"<cr><lf>
"DIR", "*", "31", "d712345", "0", "c3ba"<cr><lf>
"REDIR", "FND", "*", "3123abc123abc12", "9", "a1"<cr><lf>
```

Maximum File Size

With the maximum 4950 Call Decision table entries:

```
System header + Report header + Report data
250 + 65 + 46 x 4950 = 228,015 bytes
```

VFLEX Routing Number (rtrv-vflx-rn)

The output content for `rtrv-vflx-rn` lists attributes of all the entries in the VFLEX Routing Number table. This report is generated when the VFLEX feature is turned on.

Table 45: Output Content for rtrv-vflx-rn

Field Name	Description	Data
Routing Number	Voice mail routing number	ASCII text
RN Name	Voice mail routing number name	ASCII text
Ref Count	Reference count	Integer

Example Output File: vflx-rn_20070405_1504

Abbreviated example output file format:

```

"CLLI", "SWREL", "DBLEVEL", "DEDATE", "DBTIME", "RPTDATE", "RPTIME", "TZ", "RPTDATA", "NUMENTRIES",
"MAXENTRIES", "PCNTFULL"<cr><lf>
"tekelecstp", "EAGLE 37.6.0-58.20.0", "53", "2007-04-05", "15:04:23", "2007-04-05",
"15:04:54", "West Asia Standard Time", "VFLX RN", "3", "10000", "1%"<cr><lf>

"RN Name", "Routing Number", "Ref Count"<cr><lf>
"rn00001", "1234abc123abc", 0<cr><lf>
"rn00002", "9871ef12abc", 3<cr><lf>
"rn000013", "2317ab12ef", 80<cr><lf>

```

Maximum File Size

With the maximum 10000 Routing Number table entries:

```

System header + Report header + Report data
250 + 38 + 34 x 10,000 = 340,288 bytes

```

VFLEX Voice Mail Server ID (rtrv-vflx-vmsid)

The output content for rtrv-vflx-vmsid lists attributes of vmsid entries in the VFLEX VMSID table. This report is generated when the VFLEX feature is turned on.

Table 46: Output Content for rtrv-vflx-vmsid

Field Name	Description	Data
VMS ID	Voice mail server ID	ASCII text
IDX0	Routing number name for index 0	ASCII text
IDX1	Routing number name for index 1	ASCII text
IDX2	Routing number name for index 2	ASCII text
IDX3	Routing number name for index 3	ASCII text
IDX4	Routing number name for index 4	ASCII text
IDX5	Routing number name for index 5	ASCII text
IDX6	Routing number name for index 6	ASCII text

Field Name	Description	Data
IDX7	Routing number name for index 7	ASCII text
IDX8	Routing number name for index 8	ASCII text
IDX9	Routing number name for index 9	ASCII text

Example Output File: vflx-vmsid_20070523_1155

Abbreviated example output file format:

```
"CLLI", "SWREL", "DBLEVEL", "DBDATE", "DBTIME", "RPTDATE", "RPTIME", "TZ", "RPTDATA", "NUMENTRIES",
"MAXENTRIES", "PCNTFULL"<cr><lf>
"tekelecstp", "EAGLE 37.6.0-58.20.0", "13", "2007-05-23", "11:55:04", "2007-05-23",
"11:55:16", "India Standard Time", " VFLX VMSID", "3", "1000", "1%"<cr><lf>

"VMS ID", "IDX0", "IDX1", "IDX2", "IDX3", "IDX4", "IDX5", "IDX6", "IDX7", "IDX8",
"IDX9"<cr><lf>
"abcd", "NONE", "a1", "NONE", "NONE", "NONE", "NONE", "NONE", "NONE", "NONE", "a1"<cr><lf>
"123456", "a1", "NONE", "NONE", "NONE", "NONE", "NONE", "NONE", "NONE", "NONE", "NONE"<cr><lf>
"123456abcdef123", "b134c", "NONE", "NONE", "NONE", "NONE", "NONE", "NONE", "NONE", "NONE", "NONE"<cr><lf>
```

Maximum File Size

With the maximum 1000 VMS ID table entries:

```
System header + Report header + Report data
250 + 78 + 127 x 1000 = 127,328 bytes
```

VFLEX Options (rtrv-vflx-opts)

The output content for `rtrv-vflx-opts` lists all the attributes of VFLEX options table. This report is generated when the VFLEX feature is turned on.

Table 47: Output Content for rtrv-vflx-opts

Field Name	Description	Data
OPTION	Option name	ASCII text
VALUE	Current value for the option	ASCII text or integer

Example Output File: vflx-opts_20070515_1504

Abbreviated example output file format:

```
"CLLI", "SWREL", "DBLEVEL", "DBDATE", "DBTIME", "RPTDATE", "RPTIME", "TZ", "RPTDATA", "NUMENTRIES",
"MAXENTRIES", "PCNTFULL"<cr><lf>
"tekelecstp", "", "7", "2007-05-17", "16:46:18", "2007-05-25", "11:17:48", "India
Standard Time", "VFLX OPTS", "5", "5", "100%"<cr><lf>

"OPTION", "VALUE"<cr><lf>
```

```
"DRANPV",0<cr><lf>  
"DRANAIV",0<cr><lf>  
"DRA","RN"<cr><lf>  
"NEQUERYONLY","OFF"<cr><lf>  
"NETYPE","VMSID"<cr><lf>
```

Maximum File Size

```
System header + Report header + Report data  
250 + 16 + 85 = 351 bytes
```

Chapter 8

IP Tables

Topics:

- *IPLINK (rtro-ip-lnk).....92*
- *IPHOST (rtro-ip-host).....93*
- *IPCARD (rtro-ip-card).....94*
- *IPAPSOCK (rtro-assoc).....95*
- *IPOPTION (rtro-appl-rtkey).....98*
- *NTWRKAPP (rtro-na).....100*
- *IPRTE (rtro-ip-rte).....101*
- *SNMPOPTS (rtro-snmppopts).....101*
- *SNMPHOST (rtro-snmpp-host).....102*

This chapter describes IP table data reports.

IPLINK (rtrv-ip-lnk)

The output content for rtrv-ip-lnk lists all the attributes of the IPLINK table.

Table 48: Output Content for rtrv-ip-lnk

Field Name	Description	Data
LOC	The card location	Integer
PORT	The Ethernet interface port ID, A or B	ASCII text
IPADDR	The IP address for the specified port	ASCII text
SUBMASK	The subnet mask of the IP interface	ASCII text
DUPLEX	The mode of operation of the interface, HALF or FULL	ASCII text
SPEED	The bandwidth for the interface in megabits per second, 10 or 100	Integer
MACTYPE	The Media Access Control type of the interface	ASCII text
AUTO	Whether or not to automatically determine duplex and speed	ASCII text
MCAST	Multicast control; enables or disables multicast support for the interface	ASCII text

Example Output File: iplink_20070515_1504

Abbreviated example output file format:

```
"CLLI", "SWREL", "DBLEVEL", "DBDATE", "DBTIME", "RPTDATE", "RPTIME", "TZ", "RPTDATA", "NUMENTRIES",
"MAXENTRIES", "PCNTFULL"<cr><lf>
"tekelecstp", "EAGLE 44.0.0-64.3.1", "482", "2011-05-10", "11:48:23", "2011-05-11",
"10:29:49", "India Standard Time", "IP LINK", "8", "512", "2%"<cr><lf>

"LOC", "PORT", "IPADDR", "SUBMASK", "DUPLEX", "SPEED", "MACTYPE", "AUTO", "MCAST"<cr><lf>
1113, "A", "-----", "-----", "HALF", "10", "DIX", "NO", "NO"<cr><lf>
1115, "A", "-----", "-----", "HALF", "10", "DIX", "NO", "NO" <cr><lf>
1211, "A", "150.123.123.123", "255.255.255.0", "HALF", "10", "DIX", "NO", "YES"<cr><lf>
1211, "B", "150.123.123.124", "255.255.255.0", "HALF", "10", "DIX", "NO", "NO"<cr><lf>
1213, "A", "150.123.123.125", "255.255.255.0", "----", "----", "DIX", "YES", "NO"<cr><lf>
1213, "B", "150.123.123.126", "255.255.255.0", "----", "----", "DIX", "YES", "NO"<cr><lf>
1215, "A", "150.123.123.127", "255.255.255.0", "FULL", "100", "DIX", "NO", "YES"<cr><lf>
1215, "B", "150.123.123.128", "255.255.255.0", "FULL", "100", "DIX", "NO"<cr><lf>
```

Maximum File Size

```
System header + Report header + Report data
250 + 75 + 512 x 86 = 44,357 bytes
```

IPHOST (rtrv-ip-host)

The output content for `rtrv-ip-host` lists all the attributes of the IPHOST table.

Table 49: Output Content for rtrv-ip-host

Field Name	Description	Data
HOST	The logical name of the device associated with the indicated IP address.	ASCII text
IPADDR	The IP address associated with the hostname.	ASCII text
REALM	The realm associated with the diameter hostname. Diameter hostnames are those hostnames specified by associations with adapter = DIAM.	ASCII text

Example Output File: iphost_20130830_1504

Abbreviated example output file format:

```
"CLLI", "SWREL", "DBLEVEL", "DBDATE", "DBTIME", "RPTDATE", "RPTIME", "TZ", "RPTDATA", "NUMENTRIES",
"MAXENTRIES", "PCNTFULL"<cr><lf>
"tekelecstp", "EAGLE 45.1.0-64.74.1", "482", "2013-08-30", "11:48:23", "2013-08-30",
"10:29:49", "India Standard Time", "IPHOST", "58", "4096", "1%"<cr><lf>

"LOCAL IPADDR", "LOCAL HOST", "LOCAL REALM" <cr><lf>
"192.168.63.51", "tekelecdmz11", "Aricent.com" <cr><lf>
"REMOTE IPADDR", "REMOTE HOST", "REMOTE REALM" <cr><lf>
"192.168.63.235", " tekelecdmz21.com", "" <cr><lf>
"127.1.1.1", "tekelec0.com", " " <cr><lf>
"192.168.63.235", "tekelecdmz21.com", " " <cr><lf>
"192.168.45.1", "a.com", "temp.com"<cr><lf>
"192.168.45.2", "b.com", " " <cr><lf>
"192.168.45.3", "c.com", " " <cr><lf>
"192.168.45.4", "d.com", " " <cr><lf>
"192.168.45.5", "e.com", " " <cr><lf>
"192.168.45.6", "f.com", " " <cr><lf>
"192.168.45.7", "g.com", " " <cr><lf>
"192.168.45.8", "h.com", " " <cr><lf>
"192.168.45.9", "i.com", " " <cr><lf>
"192.168.46.3", "c.cam", " " <cr><lf>
"192.168.46.4", "d.cam", " " <cr><lf>
"192.168.46.5", "e.cam", " " <cr><lf>
"192.168.46.6", "f.cam", " " <cr><lf>
"192.168.46.7", "g.cam", "lmp.com " <cr><lf>
"192.168.46.8", "h.cam", " " <cr><lf>
"192.168.46.9", "i.cam", " " <cr><lf>
"192.168.46.1", "j.cam", " " <cr><lf>
"192.168.46.2", "k.cam", " " <cr><lf>
"192.168.47.3", "c.cbm", " " <cr><lf>
"192.168.47.4", "d.cbm", " " <cr><lf>
"192.168.47.5", "e.cbm", " " <cr><lf>
"192.168.47.6", "f.cbm", " " <cr><lf>
"192.168.47.7", "g.cbm", " " <cr><lf>
"192.168.47.8", "h.cbm", " " <cr><lf>
"192.168.47.9", "i.cbm", " " <cr><lf>
```

```

"192.168.47.1", "j.cbm", " " <cr><lf>
"192.168.47.2", "k.cbm", " " <cr><lf>
"192.168.48.3", "c.ccm", " " <cr><lf>
"192.168.48.4", "d.ccm", " " <cr><lf>
"192.168.48.5", "e.ccm", " " <cr><lf>
"192.168.48.6", "f.ccm", " " <cr><lf>
"192.168.48.7", "g.ccm", " " <cr><lf>
"192.168.48.8", "h.ccm", " " <cr><lf>
"192.168.48.9", "i.ccm", " " <cr><lf>
"192.168.48.1", "j.ccm", " " <cr><lf>
"192.168.48.2", "k.ccm", " " <cr><lf>
"192.168.49.3", "c.cdm", " " <cr><lf>
"192.168.49.4", "d.cdm", " " <cr><lf>
"192.168.49.5", "e.cdm", " " <cr><lf>
"192.168.49.6", "f.cdm", " " <cr><lf>
"192.168.49.7", "g.cdm", " " <cr><lf>
"192.168.49.8", "h.cdm", " " <cr><lf>
"192.168.49.9", "i.cdm", " " <cr><lf>
"192.168.49.1", "j.cdm", " " <cr><lf>
"192.168.49.2", "k.cdm", " " <cr><lf>
"192.168.40.3", "c.cem", " " <cr><lf>
"192.168.40.4", "d", "xyz.com " <cr><lf>
"192.168.40.5", "e.cem", " " <cr><lf>
"192.168.40.6", "f.cem", " " <cr><lf>
"192.168.40.7", "g.cem", " " <cr><lf>
"192.168.40.8", "h.cem", "tekelec.com" <cr><lf>
"192.168.40.9", "i.cem", " " <cr><lf>
"192.168.40.1", "j.cem", " " <cr><lf>
"192.168.40.2", "k.cem", " " <cr><lf>

```

Maximum File Size

```

System header + Report header + Report data
250 + 43 + 4096 x 32 = 131,365 bytes

```

IPCARD (rtrv-ip-card)

The output content for `rtrv-ip-card` lists all the attributes of the IPCARD table.

Table 50: Output Content for rtrv-ip-card

Field Name	Description	Data
LOC	The card location	Integer
SRCHORDR	The host table search order	ASCII text
DNSA	The IP address of domain server A	ASCII text
DNSB	The IP address of domain server B	ASCII text
DEFROUTER	The IP address for the default router	ASCII text
DOMAIN	The Domain name of the domain server	ASCII text
SCTPCSUM	The SCTP checksum algorithm type	ASCII text

Field Name	Description	Data
BPIPADDR	The bonded port IP address	ASCII text
BPSUBMASK	The bonded port IP submask	ASCII text
DSCP	The DSCP value	Integer

Example Output File: ipcard_20070515_1504

Abbreviated example output file format:

```
"CLLI", "SWREL", "DBLEVEL", "DBDATE", "DBTIME", "RPTDATE", "RPTIME", "TZ", "RPTDATA", "NUMENTRIES",
"MAXENTRIES", "PCNTFULL"<cr><lf>
"tekelecstp", "EAGLE 43.0.0-63.51.0", "482", "2011-02-12", "11:48:23", "2011-02-14",
"10:29:49", "India Standard Time", "IPCARD", "5", "256", "2%"<cr><lf>

"LOC", "SRCHORDR, DNSA, DNSB, DEFROUTER, DOMAIN, SCTPCSUM, BPIPADDR, BPSUBMASK, DSCP"<cr><lf>
1105, "LOCAL", "-----", "-----", "-----", "-----", "-----",
"crc32c", "192.168.124.2", "255.255.255.0", "----"<cr><lf>
1107, "LOCAL", "-----", "-----", "-----", "-----", "-----",
"crc32c", "192.168.124.4", "255.255.255.0", "----"<cr><lf>
1111, "LOCAL", "-----", "-----", "-----", "-----", "-----",
"crc32c", "192.168.124.3", "255.255.255.0", "----"<cr><lf>
1113, "SRVR", "-----", "-----", "-----", "-----", "-----",
"crc32c", "-----", "-----", "-----", "----"<cr><lf>
1115, "SRVR", "-----", "-----", "-----", "-----", "-----",
"crc32c", "-----", "-----", "-----", "----"<cr><lf>
```

Maximum File Size

```
System header + Report header + Report data
250 + 76 + 256 x 94 = 24,390 bytes
```

IPAPSOCK (rtrv-assoc)

The output content for `rtrv-assoc` lists all the attributes of the IPAPSOCK table.

Table 51: Output Content for rtrv-assoc

Field Name	Description	Data
ANAME	Name assigned to this association (in IPAPSOCK table).	ASCII text
LOC	The card location.	Integer
IPLINK	IP address.	ASCII text
PORT	Port A or B.	ASCII text
LINK	The signaling link for this association.	ASCII text
ADAPTER	The adapter layer for this association.	ASCII text

Field Name	Description	Data
VER	Version. This parameter specifies the M2PA version supported by the association.	ASCII text
LHOST	The local host name as defined in the IP Host table.	ASCII text
ALHOST	Name of alternate local host. When specified, this parameter configures the SCTP association as a multi-homed endpoint.	ASCII text
RHOST	Name of remote host as defined in the IP host table.	ASCII text
ARHOST	Name of alternate remote host.	ASCII text
LPORT	Local TCP port number.	ASCII text
RPORT	Remote TCP port number.	ASCII text
ISTRMS	SCTP inbound stream value. A 16-bit unsigned integer that defines the number of streams the sender allows the peer end to create in this association.	Integer
OSTRMS	SCTP outbound stream value. This parameter specifies the 16-bit unsigned integer that defines the number of streams the sender wants to create in this association.	Integer
BUFSIZE	Association buffer size in Kilobytes.	Integer
RMODE	Retransmission mode. This parameter specifies the retransmission policy used when packet loss is detected.	ASCII text
RMIN	Minimum retransmission timeout. This parameter specifies the minimum value of the calculated retransmission timeout in milliseconds.	Integer
RMAX	Maximum retransmission timeout. This parameter specifies the maximum value of the calculated retransmission timeout in milliseconds.	Integer
RTIMES	Maximum retransmission retries. This parameter specifies the number of times a data retransmission will occur before closing the association.	Integer
CWMIN	Minimum congestion window. This parameter specifies the minimum and initial sizes, in bytes, of the association's congestion window.	Integer
UAPS	This column contains the UAPS value.	Integer
OPEN	Socket open capability.	ASCII text
ALW	Socket allowed for ss7 traffic.	ASCII text
RTXTHR	Retransmission threshold. This parameter specifies the value of the retransmission threshold to tune the IP Connection Excess Retransmits alarm.	Integer
RHOSTVAL	Remote host value.	ASCII text

Field Name	Description	Data
HBTIMER	Heartbeat Timer. This parameter specifies the value of the heartbeat timer in milliseconds for the association.	Integer
M2PASET	This column contains M2PATSET when ADAPTER Layer is M2PA.	Integer

Example Output File: ipapsock_20130830_1504

The following example shows output for `rtrv-assoc:display=all`

```

"CLLI", "SWREL", "DBLEVEL", "DBDATE", "DBTIME", "RPTDATE", "RPTIME", "TZ", "RPTDATA", "NUMENTRIES",
"MAXENTRIES", "PCNTFULL" <cr><lf>
"eagle2", "EAGLE 45.1.0-64.74.1", "108", "2013-08-30", "01:48:18", "2013-08-30",
"15:49:52", "India Standard Time", "IPAPSOCK", "17", "4000", "1%" <cr><lf>

"ANAME", "LOC", "IPLINK
PORT", "LINK", "ADAPTER", "VER", "LHOST", "ALHOST", "RHOST", "ARHOST", "LPORT",
"RPORT", "ISIRMS", "OSTIRMS", "BUFSIZE", "RMODE", "RMIN", "RMAX", "RTIMES", "CWMIN", "UAPS", "OPEN", "ALW",
"RTXTHR", "RHOSTVAL", "HBTIMER", "M2PATSET" <cr><lf>
"a456", "1211", "A", "A", "M3UA", "M3UA
RFC", "tekelecdmz13.com", "----", "----", "----", "----", "----",
2,2,16, "LIN", 120,800,10,3000,10, "NO", "NO", 0, "RELAXED", 500, "----" <cr><lf>
"a457", "1211", "A", "A", "M3UA", "M3UA
RFC", "tekelecdmz13.com", "----", "----", "----", "----", "----",
2,2,16, "LIN", 120,800,10,3000,10, "NO", "NO", 0, "RELAXED", 500, "----" <cr><lf>
"a458", "1211", "A", "A", "M3UA", "M3UA
RFC", "tekelecdmz13.com", "----", "----", "----", "----", "----",
2,2,16, "LIN", 120,800,10,3000,10, "NO", "NO", 0, "RELAXED", 500, "----" <cr><lf>
"a459", "1211", "A", "A", "M3UA", "M3UA
RFC", "tekelecdmz13.com", "----", "----", "----", "----", "----",
2,2,16, "LIN", 120,800,10,3000,10, "NO", "NO", 0, "RELAXED", 500, "----" <cr><lf>
"a460", "1211", "A", "A", "M3UA", "M3UA
RFC", "tekelecdmz13.com", "----", "----", "----", "----", "----",
2,2,16, "LIN", 120,800,10,3000,10, "NO", "NO", 0, "RELAXED", 500, "----" <cr><lf>
"a461", "1211", "A", "A", "M3UA", "M3UA
RFC", "tekelecdmz13.com", "----", "----", "----", "----", "----",
2,2,16, "LIN", 120,800,10,3000,10, "NO", "NO", 0, "RELAXED", 500, "----" <cr><lf>
"a462", "1211", "A", "A", "M3UA", "M3UA
RFC", "tekelecdmz13.com", "----", "----", "----", "----", "----",
2,2,16, "LIN", 120,800,10,3000,10, "NO", "NO", 0, "RELAXED", 500, "----" <cr><lf>
"a463", "1211", "A", "A", "M3UA", "M3UA
RFC", "tekelecdmz13.com", "----", "----", "----", "----", "----",
2,2,16, "LIN", 120,800,10,3000,10, "NO", "NO", 0, "RELAXED", 500, "----" <cr><lf>
"a464", "1211", "A", "A", "M3UA", "M3UA
RFC", "tekelecdmz13.com", "----", "----", "----", "----", "----",
2,2,16, "LIN", 120,800,10,3000,10, "NO", "NO", 0, "RELAXED", 500, "----" <cr><lf>
"a465", "1211", "A", "A", "M3UA", "M3UA
RFC", "tekelecdmz13.com", "----", "----", "----", "----", "----",
2,2,16, "LIN", 120,800,10,3000,10, "NO", "NO", 0, "RELAXED", 500, "----" <cr><lf>
"a466", "1211", "A", "A", "M3UA", "M3UA
RFC", "tekelecdmz13.com", "----", "----", "----", "----", "----",
2,2,16, "LIN", 120,800,10,3000,10, "NO", "NO", 0, "RELAXED", 500, "----" <cr><lf>
"a467", "1211", "A", "A", "M3UA", "M3UA
RFC", "tekelecdmz13.com", "----", "----", "----", "----", "----",
2,2,16, "LIN", 120,800,10,3000,10, "NO", "NO", 0, "RELAXED", 500, "----" <cr><lf>
"a468", "1211", "A", "A", "M3UA", "M3UA
RFC", "tekelecdmz13.com", "----", "----", "----", "----", "----",
2,2,16, "LIN", 120,800,10,3000,10, "NO", "NO", 0, "RELAXED", 500, "----" <cr><lf>
"a469", "1211", "A", "A", "M3UA", "M3UA
RFC", "tekelecdmz13.com", "----", "----", "----", "----", "----",

```

```

2,2,16,"LIN",120,800,10,3000,10,"NO","NO",0,"RELAXED",500,"---"<cr><lf>
"a470",1211,"A","A","M3UA","M3UA
RFC","tekelec dmz13.com","---","---","---","---",
2,2,16,"LIN",120,800,10,3000,10,"NO","NO",0,"RELAXED",500,"---"<cr><lf>
"as11",1111,"A","A","M2PA","M2PA
RFC","tekelec dmz01.com","---","---","---",10011,10011,
2,2,200,LIN,120,800,10,3000,10,NO,NO,0,RELAXED,500,1<cr><lf>
"dial1",1301,"B","-","DIAM","Diameter
RFC","lhost1","---","rhost1","---",10012,10012,
2,2,200,LIN,120,800,10,3000,10,YES,NO,0,RELAXED,500,1<cr><lf>

```

Maximum File Size

```

System header + Report header + Report data
250 + 229 + 4000 x 342 = 1,368,479 bytes

```

IPOPTION (rtrv-appl-rtkey)

The output content for `rtrv-appl-rtkey` lists all the attributes of the IPOPTION table.

Table 52: Output Content for rtrv-appl-rtkey

Field Name	Description	Data
RCONTEXT	The rcontext parameter is used to display the routing key with the specified routing context.	Integer
PC TYPE	Point code type. Possible values can be DPC, DPCI, DPCN, DPCN24, or DPCN16.	ASCII text
DPC	ANSI destination point code.	ASCII text
SI	Service indicator.	Integer
SSN	Subsystem number.	Integer
OPC	ANSI originating point code.	ASCII text
CICS	The start range of circuit identification codes assigned to the routing key.	Integer
CICE	The end range of circuit identification codes assigned to the routing key.	Integer
ADPTR	The adapter layer for this association.	ASCII text
TYPE/DUP	The type of routing key.	ASCII text
ASNAME	Application server (AS) name assigned to this routing key.	ASCII text

Example Output File: applrtkey_20070515_1504

Note: This output file name does not follow table name as for other commands. This has been explicitly done to satisfy requirements of PR 155136.

Abbreviated example output file format:

```

"CLLI", "SWREL", "DBLEVEL", "DBDATE", "DBTIME", "RPTDATE", "RPTIME", "TZ", "RPTDATA", "NUMENTRIES",
"MAXENTRIES", "PCNTFULL"<cr><lf>
" tekelecstp", "EAGLE 41.0.0-62.34.41", "108", "2002-01-01", "01:48:18", "2009-08-01",
"15:49:52", "India Standard Time", "APPL RTKEY", "11", "2500", "1%"<cr><lf>

"RCONTEXT", "PC TYPE", "DPC", "SI", "SSN", "OPC", "CICS", "CICE", "ADPTR", "TYPE",
"ASNAME"<cr><lf>
100, "DPC", " 008-008-008", 3, 5, "-----", "-----", "-----",
"M3UA", "FULL", "a567"<cr><lf>
200, "DPC", " 008-005-009", 5, "----", "
003-003-003", 0, 0, "M3UA", "FULL", "a569"<cr><lf>
444444, "DPC", "
008-009-008", "****", "*****", "*****", "*****", "*****",
"M3UA", "PARTIAL", "a564"<cr><lf>
4294967295, "DPCI", " 1-002-3", 13, "----", "
4-011-1", 4294967295, 4294967295, "M3UA", "FULL", "a560"<cr><lf>
305419896, "DPCI", " 3-002-1", 13, "----", "
4-011-1", 305419896, 305419896, "M3UA", "FULL", "a561"<cr><lf>
2271560481, "DPCI", " 3-003-1", 13, "----", "
4-011-1", 2271560481, 2271560481, "M3UA", "FULL", "a562"<cr><lf>
0, "DPCN24", " 007-002-004", 0, "----", "-----", "-----", "-----",
"M3UA", "FULL", "a568"<cr><lf>
102, "DPCN24", "
007-002-005", "****", "*****", "*****", "*****", "*****",
"M3UA", "PARTIAL", "a563"<cr><lf>
555555, "DPC", "*****", 5, "----", "*****", "*****", "*****",
"M3UA", "PARTIAL", "a565"<cr><lf>
1111104, "DPC", "*****", "****", "****", "*****", "*****", "*****",
"M3UA", "DEFAULT", "a566"<cr><lf>
111, "DPC", "*****", 0, "----", "-----", "-----", "-----",
"M3UA", "PARTIAL", "a570"<cr><lf>

```

J7 Point Code Support Example: applrtkey_20020304_2041.csv

```

"CLLI", "SWREL", "DBLEVEL", "DBDATE", "DBTIME", "RPTDATE", "RPTIME", "TZ", "RPTDATA", "NUMENTRIES",
"MAXENTRIES", "PCNTFULL"
"eagle3", "EAGLE 45.1.0-64.75.0", "273", "2002-03-04", "20:41:11", "2013-09-25",
"15:04:13", "India Standard Time", "APPL RTKEY", "1", "1000", "1%"

"RCONTEXT", "PC TYPE", "DPC", "SI", "SSN", "OPC", "CICS", "CICE", "ADPTR", "TYPE", "ASNAME"
"-----", "DPCN16", " 006-06-06", 4, "----", "
007-07-07", 500, 1000, "M3UA", "FULL", "as161"

```

Note: For ANAMEs (association name) associated with an ASNAME (app server), refer to the output of `rtvr-as` (*IPAS (rtvr-as)*).

Note: The maximum number of routing keys provisioned in the `rtkey` table is controlled by the `srkq` parameter of the `chg-sg-opts` command.

Maximum File Size

For a report of 1000 routing keys:

```

System header + Report header + Report data
250 + 88 + 1000 x 84 = 84,338 bytes

```

For a report of 2500 routing keys:

```
System header + Report header + Report data
250 + 88 + 2500 x 84 = 210,338 bytes
```

NTWRKAPP (rtrv-na)

The output content for `rtrv-na` lists all the attributes of the NTWRKAPP table.

Table 53: Output Content for rtrv-na

Field Name	Description	Data
TYPE	Network appearance type being supported	ASCII text
GC	Group code	ASCII text
NA	Network appearance	Integer

Example Output File: ntwrkapp_20070515_1504

Abbreviated example output file format:

```
"CLLI", "SWREL", "DBLEVEL", "DBDATE", "DBTIME", "RPTDATE", "RPTIME", "TZ", "RPTDATA", "NUMENTRIES",
"MAXENTRIES", "PCNTFULL"<cr><lf>
"tekelecstp", "EAGLE 40.1.0-62.2.0", "482", "2008-12-24", "11:48:23", "2008-12-29",
"10:29:49", "India Standard Time", "NA", "6", "45", "13%"<cr><lf>

"TYPE", "GC", "NA"<cr><lf>
"ANSI", "--", 0<cr><lf>
"ITUI", "--", 1<cr><lf>
"ITUN", "aa", 2<cr><lf>
"ITUN24", "--", 3<cr><lf>
"ITUIS", "--", 4<cr><lf>
"ITUNS", "--", 5<cr><lf>
```

J7 Point Code Support Example: ntwrkapp_20020304_2041.csv

```
"CLLI", "SWREL", "DBLEVEL", "DBDATE", "DBTIME", "RPTDATE", "RPTIME", "TZ", "RPTDATA", "NUMENTRIES",
"MAXENTRIES", "PCNTFULL"
"eagle7", "EAGLE 46.3.0.0-68.7.0", "293", "2016-01-25", "22:27:58", "2016-01-08",
"03:55:02", "Eastern Standard Time", "NA", "0", "46", "0%"

"TYPE", "GC", "NA"
"ITUN16", "--", 1
```

Maximum File Size

```
System header + Report header + Report data
250 + 18 + 46 x 25 = 1,418 bytes
```

IPRTE (rtrv-ip-rte)

The output content for `rtrv-ip-rte` lists all the attributes of the IPRTE table.

Table 54: Output Content for rtrv-ip-rte

Field Name	Description	Data
LOC	Card location	Integer
DEST	The IP address of a remote destination host or network	ASCII text
SUBMASK	Subnet mask	ASCII text
GTWY	The IP address assigned to the gateway router	ASCII text

Example Output File: iprte_20120805_1504

Abbreviated example output file format:

```
"CLLI", "SWREL", "DBLEVEL", "DBDATE", "DBTIME", "RPTDATE", "RPTIME", "TZ", "RPTDATA", "NUMENTRIES",
"MAXENTRIES", "PCNTFULL"<cr><lf>
"tekelecstp", "EAGLE 45.0.0-64.40.0", "482", "2012-08-04", "11:48:23", "2012-08-05",
"10:29:49", "India Standard Time", "IPRTE", "5", "2048", "1%"<cr><lf>

"LOC", "DEST", "SUBMASK", "GTWY"<cr><lf>
1301, "128.252.10.5", "255.255.255.255", "140.188.13.33"<cr><lf>
1301, "128.252.0.0", "255.255.0.0", "140.188.13.34"<cr><lf>
1301, "150.10.1.1", "255.255.255.255", "140.190.15.3"<cr><lf>
1303, "192.168.10.1", "255.255.255.255", "150.190.15.23"<cr><lf>
1303, "192.168.0.0", "255.255.0.0", "150.190.15.24"<cr><lf>
```

Maximum File Size

```
System header + Report header + Report data
250 + 31 + 2048 x 38 = 78,105 bytes
```

SNMPOPTS (rtrv-snmopts)

The output content for `rtrv-snmopts` lists all the attributes of the SNMPOPTS table.

Table 55: Output Content for rtrv-snmopts

Field Name	Description	Data
OPTION	Option name	ASCII text
VALUE	Current value for the option	ASCII text

Example Output File: snmpopts_20120614_1600.csv

Abbreviated example output file format:

```
"CLLI", "SWREL", "DBLEVEL", "DBDATE", "DBTIME", "RPTDATE", "RPTIME", "TZ", "RPTDATA", "NUMENTRIES",
"MAXENTRIES", "PCNTFULL"
"tekelecstp", "EAGLE 44.0.0-64.33.0", "2117", "2012-06-14", "16:00:22", "2012-06-14",
"16:01:30", "Eastern Standard Time", "SNMP OPTIONS", "3", "3", "100%"

"OPTION", "VALUE"
"SNMPUIP", "on"
"GETCOMM", "eagle.get.pwd"
"SETCOMM", "private"
```

Maximum File Size

```
System header + Report header + Report data
258 + 16 + 103 = 377 bytes
```

SNMPHOST (rtrv-snmp-host)

The output content for `rtrv-snmp-host` lists all the attributes of the SNMPHOST table.

Table 56: Output Content for rtrv-snmp-host

Field Name	Description	Data
IPADDR	IP Address of SNMP Manager	ASCII text
HOST	Hostname of SNMP Manager	ASCII text
CMDPORT	Port which Agent will monitor for commands	Integer
TRAPPORT	Destination port for outgoing traps	Integer
HB	Heartbeat interval	Integer
TRAPCOMM	Trap community string	ASCII text

Example Output File: snmphost_20120614_1600.csv

Example output file format:

```
"CLLI", "SWREL", "DBLEVEL", "DBDATE", "DBTIME", "RPTDATE", "RPTIME", "TZ", "RPTDATA", "NUMENTRIES",
"MAXENTRIES", "PCNTFULL"
"tekelecstp", "EAGLE 44.0.0-64.33.0", "2117", "2012-06-14", "16:00:22", "2012-06-14",
"16:01:34", "Eastern Standard Time", "SNMP HOSTS", "1", "2", "50%"

"IPADDR", "HOST", "CMDPORT", "TRAPPORT", "HB", "TRAPCOMM"
"192.168.54.100", "snmphost1", 161, 162, 60, "public"
```

Maximum File Size

```
System header + Report header + Report data  
258 + 52 + 104 = 414 bytes
```

Chapter 9

RTRV-STP Report

Topics:

- [RTRV-STP Report.....105](#)

This chapter describes the `rtrv-stp` report.

RTRV-STP Report

Output content for `rtrv-stp` lists the various hardware and software configuration of all the possible card locations on a system-wide basis.

Table 57: Output Content for `rtrv-stp`

Field Name	Description	Data
Card	Card location	Integer
Part Number	Board part number for the card	ASCII text
Rev	Revision number of card hardware	ASCII text
Serial Number	Assembly serial number of the card	ASCII text
Type	Card type that has been provisioned for the card	ASCII text
DB	DaughterBoard memory size of the card	ASCII text
APPL	Application that has been provisioned for the card	ASCII text
GPL Version	GPL version being used by the card	ASCII text

Example Output File: `stp_20130830_0601.csv`

Abbreviated example output file format:

```
"CLLI", "SWREL", "DBLEVEL", "DBDATE", "DBTIME", "RPTDATE", "RPTIME", "TZ", "RPTDATA"
"eagle7", "EAGLE 46.3.0.0-68.7.0", "293", "2016-01-25", "22:27:58", "2016-01-08",
"03:54:27", "Eastern Standard Time", "STP INFORMATION"

"CARD", "PART NUMBER", "REV", "SERIAL NUMBER", "TYPE", "DB", "APPL", "GPL VERSION"
1101, "Empty", "", "", "IPSM", "", "IPS"
1102, "Empty"
1103, "Empty"
1104, "870-3089-01", "G", "10214025347", "MCPM", "4096M", "MCPHC", "138-007-000"
1105, "Empty"
1106, "Empty"
1107, "870-2877-01", "A", "10207335282", "IPSM", "2048M", "IPSHC", "138-007-000"
1108, "Empty"
1109, "870-2872-01", "G", "10210087033", "", "", "HIPR2", "138-004-000"
1110, "870-2872-01", "G", "10210087058", "", "", "HIPR2", "138-004-000"
1111, "Empty", "", "", "DSM", "", "VSCCP"
1112, "Empty"
1113, "870-2903-02", "B", "10212195086", "E5MCAP", "4096M", "OAMHC", "138-007-000"
1114, "TDM"
1115, "870-2903-02", "B", "10212195007", "E5MCAP", "4096M", "OAMHC", "138-007-000"
1116, "TDM"
1117, "E5MDAL"
```

Note: Not all entries have exactly the same number of data fields. The number of data fields displayed in the CSV file depends upon Card type, the Card's physical presence or absence, Card-Provisioning and Allowed status. The numbers of data fields vary as shown in the following table.

Data Fields > Context	CARD	PART #	REV	SERIAL #	TYPE	DB	GPL	GPL VER	# of Data Fields
TDM/MDAL	Y	Y	N	N	N	N	N	N	2
MUX Card Present	Y	Y	Y	Y	Y	Y	Y	Y	8
MUX Card Absent	Y	Y	N	N	N	N	N	N	2
Standby E5MCAP if either Standby E5MCAP	Y	Y	Y	Y	Y	Y	Y	N	7
Card neither Present nor Provisioned	Y	Y	N	N	N	N	N	N	2
Card Provisioned but not Present	Y	Y	Y	Y	Y	Y	Y	N	7
Card Present but not Provisioned	Y	Y	Y	Y	N	N	N	N	4
Card Present, Provisioned & Not Allowed	Y	Y	Y	Y	Y	Y	Y	N	7
Card Present, Provisioned & Allowed	Y	Y	Y	Y	Y	Y	Y	Y	8
Even Location of Dual Slot Card	Y	Y	N	N	N	N	N	N	2

Maximum File Size

For a report of 288 card locations (including 32 MUX card locations):

```
System header + Report header + Report data
200 + 80 + 70 x 288 = 20,440 bytes
```

A

Alias Point Code	A point code that provides an alternate point code for a particular destination.
ANSI	American National Standards Institute An organization that administers and coordinates the U.S. voluntary standardization and conformity assessment system. ANSI develops and publishes standards. ANSI is a non-commercial, non-government organization which is funded by more than 1000 corporations, professional bodies, and enterprises.
ANSI Point Code	A point code whose format meets the ANSI standard. An ANSI point code is made up of three groups of digits called network indicator, network cluster, and network member.
APC	Adjacent Point Code The point code that identifies a node adjacent to the EAGLE. This term is used in link sets and routes. Application Processing Chassis
ASCII	American Standard Code for Information Interchange
ATINP	ATI Number Portability Query feature

A

ATM

Asynchronous Transfer Mode

A packet-oriented transfer mode that uses an asynchronous time division multiplexing technique to multiplex information flow in fixed blocks, called cells.

A high-bandwidth, low-delay switching, and multiplexing technology to support applications that include high-speed data, local area network interconnection, multimedia application and imaging, and residential applications such as video telephony and other information-based services.

C

CCS7ITU

The application for the ITU SS7 signaling links that is used with card types `limds0`, `limch`, `lime1`, and `limt1`.

CdPA

Called Party Address - The field in the SCCP portion of the MSU that contains the additional addressing information of the destination of the MSU. Gateway screening uses this additional information to determine if MSUs that contain the DPC in the routing label and the subsystem number in the called party address portion of the MSU are allowed in the network where the EAGLE is located.

CgPA

Calling Party Address - The point code and subsystem number that originated the MSU. This point code and subsystem number are contained in the calling party address in the SCCP portion of the signaling information field of the

C

MSU. Gateway screening uses this information to determine if MSUs that contain this point code and subsystem number area allowed in the network where the EAGLE is located.

CLLI

Common Language Location Identifier

The CLLI uniquely identifies the STP in terms of its physical location. It is usually comprised of a combination of identifiers for the STP's city (or locality), state (or province), building, and traffic unit identity. The format of the CLLI is:

- The first four characters identify the city, town, or locality
- The first character of the CLLI must be an alphabetical character
- The fifth and sixth characters identify state or province
- The seventh and eighth characters identify the building
- The last three characters identify the traffic unit

CSV

Comma-Separated Values

The comma-separated value file format is a delimited data format that has fields separated by the comma character and records separated by newlines (a newline is a special character or sequence of characters signifying the end of a line of text).

D

Domain

A group of computers and devices on a network that are administered as a unit with common rules and procedures. The network in which

D

the destination entity or node exists, SS7.

DPC

Destination Point Code - DPC refers to the scheme in SS7 signaling to identify the receiving signaling point. In the SS7 network, the point codes are numeric addresses which uniquely identify each signaling point. This point code can be adjacent to the EAGLE, but does not have to be.

DSCP

Differentiated Service Code Point
Differentiated Services Code Point
Provides a framework and building blocks to enable deployment of scalable service discrimination in the internet. The differentiated services are realized by mapping the code point contained in a field in the IP packet header to a particular forwarding treatment or per-hop behavior (PHB). Differentiated services or DiffServ is a computer networking architecture that specifies a simple, scalable and coarse-grained mechanism for classifying and managing network traffic and providing quality of service (QoS) on modern IP networks.

E

EGTT

Enhanced Global Title Translation
A feature that is designed for the signaling connection control part (SCCP) of the SS7 protocol. The EAGLE uses this feature to determine to which service database to send the query message when a Message Signaling Unit (MSU) enters the system.

E

EIR Equipment Identity Register

A network entity used in GSM networks, as defined in the 3GPP Specifications for mobile networks. The entity stores lists of International Mobile Equipment Identity (IMEI) numbers, which correspond to physical handsets (not subscribers). Use of the EIR can prevent the use of stolen handsets because the network operator can enter the IMEI of these handsets into a 'blacklist' and prevent them from being registered on the network, thus making them useless.

ELEI Exception List Exclusion Indicator

Indicates whether entries made to the exception list for each cluster point code are added to or changed in the destination point code table.

F

FGTTLS Flexible GTT Loadsharing
Flexible GTT Load Sharing

FGTTLS provides more flexible GTT load sharing arrangements for GTT traffic.

G

GPL Generic Program Load

Software that allows the various features in the system to work. GPLs and applications are not the same software.

GTA Global Title Address

G

GTI	Global Title Indicator
GTT	Global Title Translation A feature of the signaling connection control part (SCCP) of the SS7 protocol that the EAGLE uses to determine which service database to send the query message when an MSU enters the EAGLE and more information is needed to route the MSU. These service databases also verify calling card numbers and credit card numbers. The service databases are identified in the SS7 network by a point code and a subsystem number.
GWS	Gateway Screening Used at gateway STPs to limit access into the network to authorized users. A gateway STP performs inter-network routing and gateway screening functions. GWS controls access to nonhome SS7 networks. Only an MSU that matches predefined criteria in the EAGLE database is allowed to enter the EAGLE.
GWSA	Gateway Screening Action Gateway Screening Application
GWSD	Gateway Screening Message Discard
GWSM	Gateway Screening Messages Gateway Screening Mode

H

H

HC-MIM

High Capacity Multi-Channel Interface Module

A card that provides access to eight E1/T1 ports residing on backplane connectors A and B. Each data stream consists of 24 T1 or 31 E1 DS0 signaling links assigned in a time-division multiplex (TDM) manner. Each channel occupies a unique timeslot in the data stream and can be selected as a local signaling link on the interface card. Each card has 8 E1 or 8 T1 port interfaces with a maximum of 64 signaling links provisioned among the 8 E1/T1 ports.

I

IAM

Initial Address Message

Ensures the services offered are compatible with the reception devices, and can be used. For example, IAM prevents a phone being connected to a facsimile.

INP

INAP-based Number Portability

INP can be deployed as a stand-alone or an integrated signal transfer point/number portability solution. With a stand-alone NP server, no network reconfiguration is required to implement number portability. The NP server delivers a much greater signaling capability than the conventional SCP-based approach.

Intelligent Network (IN) Portability

IPGWx

Point-to-multipoint MTP-User signaling (for example, ISUP, TCAP) over IP capability. Typically used for A link connectivity which

I

require routing keys. Far End not required to support MTP3. The IPGWx GPLs (IPGWI, SS7IPGW) run on the SSEDCEM/E5-ENET cards.

IPLIM

The application used by the SSEDCEM/E5-ENET card for IP point-to-point connectivity for ANSI point codes.

IPLIMI

The application used by the SSEDCEM/E5-ENET card for IP point-to-point connectivity for ITU point codes.

IPLIMx

Point-to-point MTP3 and MTP3-User signaling over IP capability. Typically used for B-C-D links but can be used for A links but does not have routing key functionality. Far End required to support MTP3. The IPLIMx GPLs (IPLIMI, IPLIM) run on the SSEDCEM/E5-ENET cards.

ITU

International Telecommunications Union

An organization that operates worldwide to allow governments and the private telecommunications sector to coordinate the deployment and operating of telecommunications networks and services. The ITU is responsible for regulating, coordinating and developing international telecommunications, and for harmonizing national political interests.

L

L

LNP	Local Number Portability The ability of subscribers to switch local or wireless carriers and still retain the same phone number.
-----	---

M

M2PA	SS7 MTP2-User Peer-to-Peer Adaptation Layer
M3UA	SS7 MTP3-User Adaptation Layer M3UA enables an MTP3 User Part to be connected to a remote MTP3 via a reliable IP transport.
MNP	Mobile Number Portability Allows a user to keep his or her mobile phone number despite changing provider. The subscriber also keeps the network carrier code.
MRN	Message Reference Number An unsolicited numbered message (alarm or information) that is displayed in response to an alarm condition detected by the system or in response to an event that has occurred in the system. Mated Relay Node A mated relay node (MRN) group is provisioned in the database to identify the nodes that the traffic is load shared with, and the type of routing, either dominant, load sharing, or combined dominant/load sharing.
MSU	Message Signal Unit

M

The SS7 message that is sent between signaling points in the SS7 network with the necessary information to get the message to its destination and allow the signaling points in the network to set up either a voice or data connection between themselves. The message contains the following information:

- The forward and backward sequence numbers assigned to the message which indicate the position of the message in the traffic stream in relation to the other messages.
- The length indicator which indicates the number of bytes the message contains.
- The type of message and the priority of the message in the signaling information octet of the message.
- The routing information for the message, shown in the routing label of the message, with the identification of the node that sent message (originating point code), the identification of the node receiving the message (destination point code), and the signaling link selector which the EAGLE uses to pick which link set and signaling link to use to route the message.

MTP

Message Transfer Part

The levels 1, 2, and 3 of the SS7 protocol that control all the functions necessary to route an SS7 MSU through the network

Module Test Plan

N

N

NAI	<p>Nature of Address Indicator</p> <p>Standard method of identifying users who request access to a network.</p> <p>Network Access Identifier</p> <p>The user identity submitted by the client during network authentication.</p>
-----	--

NCAI	Nested Cluster Allowed Indicator
------	----------------------------------

NFAS	Non-Frame Alignment Signal
------	----------------------------

NSR	Next Screening Reference
-----	--------------------------

O

OPC	<p>Within an SS7 network, the point codes are numeric addresses which uniquely identify each signaling point. The OPC identifies the sending signaling point.</p>
-----	---

R

realm	<p>A fundamental element in Diameter is the realm, which is loosely referred to as domain. Realm IDs are owned by service providers and are used by Diameter nodes for message routing.</p>
-------	---

S

SCCP	<p>Signaling Connection Control Part</p> <p>The signaling connection control part with additional functions for the Message Transfer Part (MTP) in SS7 signaling. Messages can be transmitted between arbitrary nodes in the signaling network</p>
------	--

S

using a connection-oriented or connectionless approach.

SCP

Secure Copy

Service Control Point

SCPs are network intelligence centers where databases or call processing information is stored. The primary function of SCPs is to respond to queries from other SPs by retrieving the requested information from the appropriate database, and sending it back to the originator of the request.

Screen Set

A gateway screening table containing a list of rules, or screening references. The screening references indicate the screening action that is to be performed on a message in a specific linkset.

Screening Reference

The name of each entry in the gateway screening tables. Combined with the next screening function identifier (NSFI), it uniquely defines a screening table. This field is used with all screening functions except the screen set screening function.

SCTP

Stream Control Transmission Protocol

An IETF transport layer protocol, similar to TCP, that sends a message in one operation.

The transport layer for all standard IETF-SIGTRAN protocols.

SCTP is a reliable transport protocol that operates on top of a connectionless packet network such as IP and is functionally equivalent

S

to TCP. It establishes a connection between two endpoints (called an association; in TCP, these are sockets) for transmission of user messages.

SI	Service Indicator
SIO	Service Information Octet The network indicator code (NIC), priority (PRI), and service indicator (SI) in the SIO field in the message signaling unit (MSU). This information identifies the type of MSU (ISUP, TCAP, and so forth) that is allowed in the network where the EAGLE is located.
SLS	Signaling Link Selector
SLSCI	SLS Conversion Indicator
SLTM	Signal Link Test Message
SMSC	Short Message Service Center A network element in the mobile telephone network that stores, forwards, converts and delivers SMS messages.
SNAI	Service Nature of Address Indicator An internal G-Port parameter that allows a user to specify how to interpret the signaling connection control part (SCCP) called party address (CdPA) GTA of a LOCREQ/SMSREQ message.

S

SNP	Service Numbering Plan
SPC	<p>Secondary Point Code</p> <p>The SPC enables the EAGLE to assume more than one point code for SS7 routing. The EAGLE uses the SPC for routing and provisioning as if the SPC were an actual point code of the EAGLE. The EAGLE supports one ANSI true point code and up to seven secondary point codes.</p> <p>Service Provisioning over COPS (Common Open Policy Service protocol)</p> <p>Signaling Point Code</p> <p>Spare Point Code</p> <p>Stored Program Control</p>
SS7ANSI	<p>SS7 ANSI</p> <p>An application used by the LIM cards and the E1/T1 MIM card for the MTP functionality.</p>
SSN	<p>SS7 Subsystem Number</p> <p>The subsystem number of a given point code. The subsystem number identifies the SCP application that should receive the message, or the subsystem number of the destination point code to be assigned to the LNP subsystem of the EAGLE.</p> <p>Subsystem Number</p> <p>A value of the routing indicator portion of the global title translation data commands indicating that no further global title translation is required for the specified entry.</p>

S

Subsystem Number

Used to update the CdPA.

STP

Signal Transfer Point

The STP is a special high-speed switch for signaling messages in SS7 networks. The STP routes core INAP communication between the Service Switching Point (SSP) and the Service Control Point (SCP) over the network.

Spanning Tree Protocol

T

TCAP

Transaction Capabilities
Application Part

A protocol in the SS7 protocol suite that enables the deployment of advanced intelligent network services by supporting non-circuit related information exchange between signaling points using the Signaling Connection Control Part connectionless service. TCAP also supports remote control - ability to invoke features in another remote network switch.

TFP

TransFer Prohibited (Msg)

A procedure included in the signaling route management (functionality) used to inform a signaling point of the unavailability of a signaling route.

TPS

Transactions Per Second

A method of measuring how quickly a network can transmit and receive data. Capacities listed with "TPS" units involve the maximum of the receive rate and the transmit

T

rate, and the worst-case assumption is that the transmit and receive rates are the same. Under the TU model, transaction units per second are calculated with the total transaction unit value and the advertised card capacity.

U

UDT	Unitdata Transfer
UDTS	Unitdata Transfer Service An error response to a UDT message.
UIM	Unsolicited Information Message A message sent to a user interface whenever there is a fault that is not service-affecting or when a previous problem is corrected. Each message has a trouble code and text associated with the trouble condition. Unified Inventory Management

W

WGTTLS	Weighted GTT Loadsharing
--------	--------------------------

X

XGTT	Expanded GTT (GTT Table Expansion)
XMAP	Expanded MAP Table
XUDT	Extended Unit Data Extended User Data