

**Oracle® Communications
EAGLE LSMS**

System Health Check Guide

Release 13.2 and later

E91139 Revision 3

March 2018

ORACLE®

Copyright © 1997, 2018 Oracle and/or its affiliates. All rights reserved.

This software and related documentation are provided under a license agreement containing restrictions on use and disclosure and are protected by intellectual property laws. Except as expressly permitted in your license agreement or allowed by law, you may not use, copy, reproduce, translate, broadcast, modify, license, transmit, distribute, exhibit, perform, publish, or display any part, in any form, or by any means. Reverse engineering, disassembly, or decompilation of this software, unless required by law for interoperability, is prohibited.

The information contained herein is subject to change without notice and is not warranted to be error-free. If you find any errors, please report them to us in writing.

If this is software or related documentation that is delivered to the U.S. Government or anyone licensing it on behalf of the U.S. Government, the following notices are applicable:

U.S. GOVERNMENT END USERS: Oracle programs, including any operating system, integrated software, any programs installed on the hardware, and/or documentation, delivered to U.S. Government end users are "commercial computer software" pursuant to the applicable Federal Acquisition Regulation and agency-specific supplemental regulations. As such, use, duplication, disclosure, modification, and adaptation of the programs, including any operating system, integrated software, any programs installed on the hardware, and/or documentation, shall be subject to license terms and license restrictions applicable to the programs. No other rights are granted to the U.S. Government.

This software or hardware is developed for general use in a variety of information management applications. It is not developed or intended for use in any inherently dangerous applications, including applications that may create a risk of personal injury. If you use this software or hardware in dangerous applications, then you shall be responsible to take all appropriate fail-safe, backup, redundancy, and other measures to ensure its safe use. Oracle Corporation and its affiliates disclaim any liability for any damages caused by use of this software or hardware in dangerous applications.

Oracle and Java are registered trademarks of Oracle and/or its affiliates. Other names may be trademarks of their respective owners.

Intel and Intel Xeon are trademarks or registered trademarks of Intel Corporation. All SPARC trademarks are used under license and are trademarks or registered trademarks of SPARC International, Inc. AMD, Opteron, the AMD logo, and the AMD Opteron logo are trademarks or registered trademarks of Advanced Micro Devices. UNIX is a registered trademark of The Open Group.

This software or hardware and documentation may provide access to or information about content, products, and services from third parties. Oracle Corporation and its affiliates are not responsible for and expressly disclaim all warranties of any kind with respect to thirdparty content, products, and services unless otherwise set forth in an applicable agreement between you and Oracle. Oracle Corporation and its affiliates will not be responsible for any loss, costs, or damages incurred due to your access to or use of third-party content, products, or services, except as set forth in an applicable agreement between you and Oracle.



CAUTION: Use only the guide downloaded from the Oracle Technology Network (OTN) (<http://www.oracle.com/technetwork/indexes/documentation/oracle-comms-tekelec-2136003.html>). **Before upgrading your system, access the My Oracle Support web portal (<https://support.oracle.com>) and review any Knowledge Alerts that may be related to the System Health Check or the Upgrade.**

Refer to Appendix 5 for instructions on accessing My Oracle Support.

Table of Contents

1	INTRODUCTION	4
1.1	Purpose and Scope	4
1.2	Acronyms	4
1.3	Terminology	4
2	HEALTH CHECK OVERVIEW	5
3	PRE-HEALTH CHECK REQUIREMENTS	6
4	LSMS HEALTH CHECK	7
4.1	System Status	7
4.2	System Configuration.....	21
5	MY ORACLE SUPPORT	33

List of Figures

Figure 1.	Example of a step that indicates the Server on which it needs to be executed.....	4
-----------	---	---

List of Tables

Table 1.	Acronyms.....	4
----------	---------------	---

1 Introduction

1.1 Purpose and Scope

This document describes the Oracle recommended methods and procedures to evaluate the health of the setup. This document is intended for use for systems running on LSMS release 13.2 or higher.

This document is intended for EAGLE engineering, integration, documentation, technical services, and any craft person who has completed LSMS training and is familiar with LSMS interface.

The document is written to support all customer configurations. All of the commands specified in the procedures should be executed unless explicitly stated otherwise in the individual procedure. Not doing so may result in a delay in the analysis performed by Oracle support.

1.2 Acronyms

This section lists terms and acronyms specific to this document.

Table 1. Acronyms

Acronym/Term	Definition
OC-LSMS	Oracle Communication Local Service Management System
MPS	Multi-Purpose Server
OC-ELAP	Oracle Communications EAGLE LNP Application Processor
TPD	Tekelec Platform Distribution

1.3 Terminology

Multiple servers may be involved with the procedures in this manual. Therefore, most steps in the written procedures begin with the name or type of server to which the step applies. For example:

Each step has a checkbox 1A for every command within the step that the technician should check to keep track of the progress of the procedure

Each step has a checkbox 1B for every command within the step that the technician should check to keep track of the progress of the procedure

The title box describes the operations to be performed during that +step

Each command that the technician is to enter is in 9 point Lucida Consile font

Output displayed only for reference actual output may differ

1A <input type="checkbox"/>	1B <input type="checkbox"/>	MPS 1A: verify date	\$ date Mon Jul 17 11:48:24 EDT 2017
--------------------------------	--------------------------------	------------------------	---

Figure 1. Example of a step that indicates the Server on which it needs to be executed

2 Health Check Overview

An LSMS system is a pair of MPS servers (an A and a B node). One MPS server running LSMS is referred to as `lsmspri`, while the mate MPS server running LSMS is referred to as `lsmsec`. The two MPS servers running LSMS have exactly the same software installed. The main functions of LSMS are:

- a. Receives LNP data from Number Portability Administration Center (NPAC).
- b. Enables customers to enter locally provisioned data such as Override Global Title Translation (OGTT) data.
- c. Forwards all NPAC and locally provisioned data to up to eight ELAP systems.

Therefore, a mated pair of LSMS systems consists of `lsmspri` and `lsmsec` node. This document describes how to conduct the health check of the LSMS software on one system, that system consisting of two MPS servers (A (`lsmspri`) and B (`lsmsec`)).

3 Pre-Health Check Requirements

- User shall have the access to the server on which health check is to be performed via Securelink, VPN and/or via Modem or a PC with null modem cable for connection to serial port.
- User shall be able to log into the web GUI, such as a PC with Internet Explorer, or via lynx text GUI.
- User shall have the terminal capture enabled to allow review of the output.
- User shall have the passwords for the following users as mentioned in table below:


LSMS USERS		
login	MPS A password	MPS B password
lsmmgr		
lsmadm		
root		
mysql dbroot user		
admusr		

4 LSMS Health Check

4.1 System Status

These steps can be performed on any of the LSMS configurations as mentioned in section 2. For mated pairs, commands should be run on both of the servers.

S T E P #	Steps To Be Completed	Expected output/command to be executed
1. <input type="checkbox"/>	MPS X: Login as admusr	login: admusr password: <admusr_password>
2. <input type="checkbox"/>	MPS X: Record the TPD version	\$ getPlatRev 7.4.0.0.0_88.37.0
3. <input type="checkbox"/>	MPS X: Verify that the time difference between servers is 30 seconds or less.	\$ sudo date ; sudo clocK Tue Sep 12 18:49:26 EDT 2017 Tue 12 Sep 2017 06:49:55 PM EDT -0.234883 seconds
4. <input type="checkbox"/>	MPS X: Verify that the ntp server is in sync Delay should be less than 30 seconds Output is in milliseconds	\$ ntpq -p remote refid st t when poll reach delay offset jitter ===== ntpserver1 .LCL. 1 u 423 1024 377 0.368 -395022 1876.89 lsmssec-heartbeat-a 192.168.1.1 14 u 513 1024 0 50.483 -16087. 0.000 lsmssec-heartbeat-b 192.168.1.1 14 u 54 1024 0 107.601 -16110. 0.000
5. <input type="checkbox"/>	MPS X: Record the last reboot occurred	\$ uptime 18:56:18 up 5 days, 2:24, 1 user, load average: 1.11, 0.86, 0.70 Note: A server reboot is recommended after every 180 days.
6. <input type="checkbox"/>	MPS X: Record the LSMS release number from rpm query.	\$ rpm -qi TKLCLsms Name :TKLCLsms Relocations: (not relocatable) Version : 13.43.0 Vendor: Tekelec Release : 13.2.1.0.0_132.21.0 Build Date: Mon 28 Aug 2017 05:19:53 PM EDT

		<p>Install Date: Sat 02 Sep 2017 04:01:10 AM EDT Build Host: coach-12.tekelec.com</p> <p>Group : TKLC/Application Source RPM: TKLClsms-13.43.0-13.2.1.0.0_132.21.0.src.rpm</p> <p>Size : 215874493 License:  TEKELEC 2004-2017</p> <p>Signature : (none)</p> <p>Packager : <Open Systems></p> <p>URL : http://www.tekelec.com/</p> <p>Summary : Oracle Communications LSMS Package</p> <p>Description :</p> <p>This is the Oracle Communications LSMS Package. The package installs LSMS software.</p> <p>Local Service Management System (LSMS) is a secure and reliable Local Number Portability (LNP) system.</p>
<p>7. <input type="checkbox"/></p>	<p>MPS X: Verify system health check</p>	<p>\$ sudo syscheck</p> <p>Running modules in class disk... OK</p> <p>Running modules in class hardware... OK</p> <p>Running modules in class net... OK</p> <p>Running modules in class proc... OK</p> <p>Running modules in class services... OK</p> <p>Running modules in class system... OK</p> <p>Running modules in class upgrade... OK</p> <p>LOG LOCATION: /var/TKLC/log/syscheck/fail_log</p> <p>Note: Incase one or more modules FAILED, rerun the command with verbose option like:</p> <p>\$ sudo syscheck -v</p> <p>Record the output and contact My Oracle Support.</p>

<p>8. <input type="checkbox"/></p>	<p>MPS X: Retrieve alarm status from alarm manager.</p>	<pre>\$ alarmMgr --alarmStatus</pre> <p>Note: No output will be displayed if there are no alarms on the system. Incase any output is observed record the output. Sample alarms are displayed below:</p> <pre>\$ alarmMgr --alarmStatus</pre> <p>SEQ: 17272594 UPTIME: 14280330 BIRTH: 1356031430 TYPE: SET ALARM: TKSPLATMA1 tpdFanError 1.3.6.1.4.1.323.5.3.18.3.1.2.1</p>
<p>9. <input type="checkbox"/></p>	<p>MPS X: Record the last lines of alarm log</p>	<pre>\$ sudo tail -40 /var/TKLC/log/lsms/alarm/LsmsAlarm.log.0912</pre> <p>ALARM LOG << 20170912185911 >></p> <p>[4100:LSMS] lsmsec: Minor Platform Alarm (50000004001C2000): Device Interface Warning, Platform Health Check Failure, NTP Offset Check Failure, NTP Stratum Check Failure, NTP Source Server Is Not Able To Provide Correct Time</p> <p>ALARM LOG << 20170912185946 >></p> <p>[4100:LSMS] Minor Platform Alarm (5000000000002200): Server NTP Daemon Not Synchronized, Device Interface Warning</p> <p>ALARM LOG << 20170912185946 >></p> <p>[4100:LSMS] lsmsec: Minor Platform Alarm (5000000400182000): Device Interface Warning, NTP Offset Check Failure, NTP Stratum Check Failure, NTP Source Server Is Not Able To Provide Correct Time</p> <p>ALARM LOG << 20170912190016 >></p> <p>[4100:LSMS] Minor Platform Alarm (5000000000042200): Server NTP Daemon Not Synchronized, Device Interface Warning, Platform Health Check Failure</p>
<p>10. <input type="checkbox"/></p>	<p>MPS X: Record the last lines of messages log</p>	<pre>\$ sudo tail -40 /var/log/messages</pre> <p>Sep 12 19:00:16 lsmcpri sudo: lsmadm : TTY=unknown ; PWD=/usr/TKLC/lms/bin ; USER=root ; COMMAND=/usr/TKLC/lms/tools/pass_fetch pass1</p> <p>Sep 12 19:00:40 lsmcpri sudo: lsmadm : TTY=unknown ; PWD=/usr/TKLC/lms/bin ; USER=root ; COMMAND=/usr/TKLC/lms/tools/pass_fetch pass1</p>

<p>11. <input type="checkbox"/></p>	<p>MPS X: Verify the attributes of volume groups</p> <p>If the output does not contain the “logical volume” sections, contact My Oracle Support so that corrective procedures can be scheduled to be performed.</p>	<pre> \$ sudo vgdisplay -v Using volume group(s) on command line. --- Volume group --- VG Name vgroot System ID Format lvm2 Metadata Areas 1 Metadata Sequence No 104 VG Access read/write VG Status resizable MAX LV 0 Cur LV 11 Open LV 11 Max PV 0 Cur PV 1 Act PV 1 VG Size 446.72 GiB PE Size 32.00 MiB Total PE 14295 Alloc PE / Size 13055 / 407.97 GiB Free PE / Size 1240 / 38.75 GiB VG UUID AlsBKN-nqKn-kUZD-0K0X-Nz54-r293-eybHI1 --- Logical volume --- LV Path /dev/vgroot/plat_root LV Name plat_root VG Name vgroot LV UUID CaxkPU-1vWU-JAFH-BF0r-u4at-xwXL-RjZ4J3 LV Write Access read/write LV Creation host, time localhost.localdomain, 2017-09-02 02:47:32 -0400 LV Status available # open 1 LV Size 1.00 GiB Current LE 32 </pre>
-------------------------------------	--	---

		<pre> Segments 1 Allocation inherit Read ahead sectors auto - currently set to 256 Block device 253:0 --- Logical volume --- LV Path /dev/vgroot/plat_swap LV Name plat_swap VG Name vgroot LV UUID 6pB5XH-juQq-fMns-sL7k-b4eX-Dh21-xyUOpd LV Write Access read/write LV Creation host, time localhost.localdomain, 2017-09-02 02:47:33 -0400 LV Status available # open 1 LV Size 1.97 GiB Current LE 63 Segments 1 Allocation inherit Read ahead sectors auto - currently set to 256 Block device 253:1 --- Logical volume --- LV Path /dev/vgroot/plat_var LV Name plat_var VG Name vgroot LV UUID BLSR5N-NDAv-xW7n-S4nI-cPg6-PMLl-LPijvc LV Write Access read/write LV Creation host, time localhost.localdomain, 2017-09-02 02:47:33 -0400 LV Status available # open 1 LV Size 1.00 GiB Current LE 32 </pre>
--	--	--

		<pre> Segments 1 Allocation inherit Read ahead sectors auto - currently set to 256 Block device 253:2 --- Logical volume --- LV Path /dev/vgroot/plat_usr LV Name plat_usr VG Name vgroot LV UUID b39mVM-YaBW-e7Iy-zwxM-8UkZ-k45K-9RQ17s LV Write Access read/write LV Creation host, time localhost.localdomain, 2017-09-02 02:47:34 -0400 LV Status available # open 1 LV Size 4.00 GiB Current LE 128 Segments 1 Allocation inherit Read ahead sectors auto - currently set to 256 Block device 253:3 --- Logical volume --- LV Path /dev/vgroot/plat_tmp LV Name plat_tmp VG Name vgroot LV UUID 6TZ2wy-10QR-HnTu-2bzC-ECta-S5a2-8xTMI0 LV Write Access read/write LV Creation host, time localhost.localdomain, 2017-09-02 02:47:35 -0400 LV Status available # open 1 LV Size 1.00 GiB Current LE 32 </pre>
--	--	---

		<pre> Segments 1 Allocation inherit Read ahead sectors auto - currently set to 256 Block device 253:4 --- Logical volume --- LV Path /dev/vgroot/plat_var_tklc LV Name plat_var_tklc VG Name vgroot LV UUID YTz4gK-LstQ-RS7R-DPth-RoZF-fnRF-0vuq0G LV Write Access read/write LV Creation host, time localhost.localdomain, 2017-09-02 02:47:36 -0400 LV Status available # open 1 LV Size 4.00 GiB Current LE 128 Segments 1 Allocation inherit Read ahead sectors auto - currently set to 256 Block device 253:5 --- Logical volume --- LV Path /dev/vgroot/lsms_root LV Name lsms_root VG Name vgroot LV UUID aXq7eJ-OV53-OMP0-Cxss-oSCi-kImQ-fS3Hbh LV Write Access read/write LV Creation host, time lsmspri, 2017-09-02 03:59:01 -0400 LV Status available # open 1 LV Size 4.00 GiB Current LE 128 </pre>
--	--	--

		<pre> Segments 1 Allocation inherit Read ahead sectors auto - currently set to 256 Block device 253:6 --- Logical volume --- LV Path /dev/vgroot/lsms_external LV Name lsms_external VG Name vgroot LV UUID REF15A-ShrB-0GJW-MRRf-ZNJ8-pnsq-POsO6d LV Write Access read/write LV Creation host, time lsmspri, 2017-09-02 03:59:02 -0400 LV Status available # open 1 LV Size 2.00 GiB Current LE 64 Segments 1 Allocation inherit Read ahead sectors auto - currently set to 256 Block device 253:7 --- Logical volume --- LV Path /dev/vgroot/lsms_logs LV Name lsms_logs VG Name vgroot LV UUID Vklv59-Zaf1-qh7k-Qw2Y-4AeE-NIem-PTpfsq LV Write Access read/write LV Creation host, time lsmspri, 2017-09-02 03:59:03 -0400 LV Status available # open 1 LV Size 36.00 GiB Current LE 1152 </pre>
--	--	---

		<pre> Segments 1 Allocation inherit Read ahead sectors auto - currently set to 256 Block device 253:8 --- Logical volume --- LV Path /dev/vgroot/lsms_db LV Name lsms_db VG Name vgroot LV UUID BfF1te-Cc3o-9orz-Vruk-xr9P-xBzA-DZzYLE LV Write Access read/write LV Creation host, time lsmspri, 2017-09-02 03:59:07 -0400 LV Status available # open 1 LV Size 213.00 GiB Current LE 6816 Segments 1 Allocation inherit Read ahead sectors auto - currently set to 256 Block device 253:9 --- Logical volume --- LV Path /dev/vgroot/lsms_free LV Name lsms_free VG Name vgroot LV UUID aZgNdR-31YF-jTwe-pBFW-3Ma0-zjAz-RT3ZAu LV Write Access read/write LV Creation host, time lsmspri, 2017-09-02 03:59:32 -0400 LV Status available # open 1 LV Size 140.00 GiB Current LE 4480 </pre>
--	--	--

		<pre>Segments 1 Allocation inherit Read ahead sectors auto - currently set to 256 Block device 253:10 --- Physical volumes --- PV Name /dev/md2 PV UUID 3RMk1T-fj6y-nETi-T7jU-HdTc-tXnX-Pd26dn PV Status allocatable Total PE / Free PE 14295 / 1240</pre>
<p>12. <input type="checkbox"/></p>	<p>MPS X: Record the total amount of free and used physical and swap memory in the system.</p>	<pre>\$ free total used free shared buffers cached Mem: 8059380 7423640 635740 32356 470128 4574864 -/+ buffers/cache: 2378648 5680732 Swap: 2064380 26764 2037616</pre>
<p>13. <input type="checkbox"/></p>	<p>MPS X: Verify db filesystem use is less than 90%. Note any other filesystem at 80% or higher use. Output will vary for each server.</p>	<pre>\$ df -h Filesystem Size Used Avail Use% Mounted on /dev/mapper/vgroot-plat_root 976M 286M 640M 31% / tmpfs 3.9G 0 3.9G 0% /dev/shm /dev/md1 244M 40M 192M 17% /boot /dev/mapper/vgroot-plat_tmp 976M 1.3M 924M 1% /tmp /dev/mapper/vgroot-plat_usr 3.9G 2.2G 1.5G 60% /usr /dev/mapper/vgroot-plat_var 976M 330M 596M 36% /var /dev/mapper/vgroot-plat_var_tklc 3.9G 2.5G 1.3G 67% /var/TKLC /dev/mapper/vgroot-lsms_root 3.9G 8.2M 3.7G 1% /var/TKLC/lms /dev/mapper/vgroot-lsms_db 210G 8.5G 191G 5% /var/TKLC/lms/db</pre>

		<pre> /dev/mapper/vgroot-lsms_external 2.0G 3.0M 1.9G 1% /var/TKLC/lms/external /dev/mapper/vgroot-lsms_free 138G 3.2G 128G 3% /var/TKLC/lms/free /dev/mapper/vgroot-lsms_logs 36G 634M 33G 2% /var/TKLC/lms/logs </pre>
<p>14. <input type="checkbox"/></p>	<p>MPS X: Verify disk mirroring configuration and RAID status</p>	<pre> \$ cat /proc/mdstat Personalities : [raid1] md1 : active raid1 sdb2[1] sda2[0] 262080 blocks super 1.0 [2/2] [UU] md2 : active raid1 sda1[0] sdb1[1] 468447232 blocks super 1.1 [2/2] [UU] bitmap: 3/4 pages [12KB], 65536KB chunk unused devices: <none> </pre>
<p>15. <input type="checkbox"/></p>	<p>MPS X: Record the hard drive and partition size</p>	<pre> \$ sudo fdisk -l /dev/sd[a-z] Disk /dev/sda: 480.1 GB, 480103981056 bytes 255 heads, 63 sectors/track, 58369 cylinders Units = cylinders of 16065 * 512 = 8225280 bytes Sector size (logical/physical): 512 bytes / 512 bytes I/O size (minimum/optimal): 512 bytes / 512 bytes Disk identifier: 0x000c8e91 Device Boot Start End Blocks Id System /dev/sda1 1 58336 468578304 fd Linux raid autodetect /dev/sda2 * 58336 58369 262144 fd Linux raid autodetect Disk /dev/sdb: 480.1 GB, 480103981056 bytes 255 heads, 63 sectors/track, 58369 cylinders Units = cylinders of 16065 * 512 = 8225280 bytes Sector size (logical/physical): 512 bytes / 512 bytes I/O size (minimum/optimal): 512 bytes / 512 bytes </pre>

		<p>Disk identifier: 0x000e5bf1</p> <pre> Device Boot Start End Blocks Id System /dev/sdb1 1 58336 468578304 fd Linux raid autodetect /dev/sdb2 * 58336 58369 262144 fd Linux raid autodetect </pre>
<p>16. <input type="checkbox"/></p>	<p>MPS X: Verify smartctl output</p>	<pre> \$ sudo smartctl -A -l error /dev/sda smartctl 5.43 2012-06-30 r3573 [x86_64-linux-2.6.32- 642.15.1.el6prere17.4.0.0_88.37.0.x86_64] (local build) Copyright (C) 2002-12 by Bruce Allen, http://smartmontools.sourceforge.net === START OF READ SMART DATA SECTION === SMART Attributes Data Structure revision number: 1 Vendor Specific SMART Attributes with Thresholds: ID# ATTRIBUTE_NAME FLAG VALUE WORST THRESH TYPE UPDATED WHEN_FAILED RAW_VALUE 5 Reallocated_Sector_Ct 0x0032 098 098 000 Old_age Always - 2 9 Power_On_Hours 0x0032 100 100 000 Old_age Always - 28524 12 Power_Cycle_Count 0x0032 100 100 000 Old_age Always - 70 170 Unknown_Attribute 0x0033 099 099 010 Pre-fail Always - 0 171 Unknown_Attribute 0x0032 100 100 000 Old_age Always - 4 172 Unknown_Attribute 0x0032 100 100 000 Old_age Always - 0 174 Unknown_Attribute 0x0032 100 100 000 Old_age Always - 56 175 Program_Fail_Count_Chip 0x0033 100 100 010 Pre-fail Always - 661521629813 183 Runtime_Bad_Block 0x0032 100 100 000 Old_age Always - 0 184 End-to-End_Error 0x0033 100 100 090 Pre-fail Always - 0 187 Reported_Uncorrect 0x0032 100 100 000 Old_age Always - 0 </pre>

		<p>190 Airflow_Temperature_Cel 0x0022 086 083 000 Old_age Always - 14 (Min/Max 13/17)</p> <p>192 Power-Off_Retract_Count 0x0032 100 100 000 Old_age Always - 56</p> <p>194 Temperature_Celsius 0x0022 100 100 000 Old_age Always - 14</p> <p>197 Current_Pending_Sector 0x0032 100 100 000 Old_age Always - 0</p> <p>199 UDMA_CRC_Error_Count 0x003e 100 100 000 Old_age Always - 0</p> <p>225 Load_Cycle_Count 0x0032 100 100 000 Old_age Always - 4728030</p> <p>226 Load-in_Time 0x0032 100 100 000 Old_age Always - 65535</p> <p>227 Torq-amp_Count 0x0032 100 100 000 Old_age Always - 4294967295</p> <p>228 Power-off_Retract_Count 0x0032 100 100 000 Old_age Always - 65535</p> <p>232 Available_Reservd_Space 0x0033 099 099 010 Pre-fail Always - 0</p> <p>233 Media_Wearout_Indicator 0x0032 088 088 000 Old_age Always - 0</p> <p>234 Unknown_Attribute 0x0032 100 100 000 Old_age Always - 0</p> <p>241 Total_LBAs_Written 0x0032 100 100 000 Old_age Always - 4728030</p> <p>242 Total_LBAs_Read 0x0032 100 100 000 Old_age Always - 3782315</p> <p>SMART Error Log Version: 1 No Errors Logged</p> <p>Note: If any error is observed record the error and contact My Oracle Support.</p>
<p>17. <input type="checkbox"/></p>	<p>MPS X: Start Disk Integrity Check</p>	<pre>\$ sudo smartctl -t short /dev/sda</pre> <p>smartctl 5.43 2012-06-30 r3573 [x86_64-linux-2.6.32-642.15.1.el6prere]7.4.0.0.0_88.37.0.x86_64] (local build)</p> <p>Copyright (C) 2002-12 by Bruce Allen, http://smartmontools.sourceforge.net</p>

		<p>=== START OF OFFLINE IMMEDIATE AND SELF-TEST SECTION ===</p> <p>Sending command: "Execute SMART Short self-test routine immediately in off-line mode".</p> <p>Drive command "Execute SMART Short self-test routine immediately in off-line mode" successful.</p> <p>Testing has begun.</p> <p>Please wait 1 minutes for test to complete.</p> <p>Test will complete after Tue Sep 12 19:09:27 2017</p> <p>Use smartctl -X to abort test.</p>																																										
<p>18. <input type="checkbox"/></p>	<p>MPS X: Verify and record Disk Integrity Check results</p>	<pre>\$ sleep 60; sudo smartctl -l selftest /dev/sda</pre> <p>smartctl 5.43 2012-06-30 r3573 [x86_64-linux-2.6.32-642.15.1.el6prere]7.4.0.0_88.37.0.x86_64] (local build)</p> <p>Copyright (C) 2002-12 by Bruce Allen, http://smartmontools.sourceforge.net</p> <p>=== START OF READ SMART DATA SECTION ===</p> <p>SMART Self-test log structure revision number 1</p> <table border="1"> <thead> <tr> <th>Num</th> <th>Test_Description</th> <th>Status</th> <th>Remaining</th> <th>LifeTime(hours)</th> </tr> </thead> <tbody> <tr> <td>LBA_of_first_error</td> <td></td> <td></td> <td></td> <td></td> </tr> <tr> <td># 1</td> <td>Short offline</td> <td>Completed without error</td> <td>00%</td> <td>28524 -</td> </tr> </tbody> </table> <p>Note: Record if any error is reported and contact My Oracle Support.</p>	Num	Test_Description	Status	Remaining	LifeTime(hours)	LBA_of_first_error					# 1	Short offline	Completed without error	00%	28524 -																											
Num	Test_Description	Status	Remaining	LifeTime(hours)																																								
LBA_of_first_error																																												
# 1	Short offline	Completed without error	00%	28524 -																																								
<p>19. <input type="checkbox"/></p>	<p>MPS X: Record any hard disk sector error</p>	<pre>\$ sudo smartctl -a /dev/sda grep -i LBA</pre> <table border="1"> <tbody> <tr> <td>241</td> <td>Total_LBAs_Written</td> <td>0x0032</td> <td>100</td> <td>100</td> <td>000</td> <td>Old_age</td> <td>Always</td> </tr> <tr> <td>-</td> <td>4728040</td> <td></td> <td></td> <td></td> <td></td> <td></td> <td></td> </tr> <tr> <td>242</td> <td>Total_LBAs_Read</td> <td>0x0032</td> <td>100</td> <td>100</td> <td>000</td> <td>Old_age</td> <td>Always</td> </tr> <tr> <td>-</td> <td>3782494</td> <td></td> <td></td> <td></td> <td></td> <td></td> <td></td> </tr> </tbody> </table> <table border="1"> <thead> <tr> <th>Num</th> <th>Test_Description</th> <th>Status</th> <th>Remaining</th> <th>LifeTime(hours)</th> </tr> </thead> <tbody> <tr> <td>LBA_of_first_error</td> <td></td> <td></td> <td></td> <td></td> </tr> </tbody> </table> <p>SPAN MIN_LBA MAX_LBA CURRENT_TEST_STATUS</p> <p>Note: No error should be observed in case any error is observed output will be like as mentioned below, record the output and contact My Oracle Support</p> <pre>40 51 a0 11 8e 57 e0 Error: UNC 160 sectors at LBA = 0x00578e11 = 538001</pre>	241	Total_LBAs_Written	0x0032	100	100	000	Old_age	Always	-	4728040							242	Total_LBAs_Read	0x0032	100	100	000	Old_age	Always	-	3782494							Num	Test_Description	Status	Remaining	LifeTime(hours)	LBA_of_first_error				
241	Total_LBAs_Written	0x0032	100	100	000	Old_age	Always																																					
-	4728040																																											
242	Total_LBAs_Read	0x0032	100	100	000	Old_age	Always																																					
-	3782494																																											
Num	Test_Description	Status	Remaining	LifeTime(hours)																																								
LBA_of_first_error																																												

		<p>40 51 a8 11 8e 57 e0 Error: UNC 168 sectors at LBA = 0x00578e11 = 538001</p> <p>Num Test_Description Status Remaining LifeTime(hours) LBA_of_first_error</p> <p>If UNC errors are found, execute following command:</p> <pre>\$ sudo smartctl -a /dev/sda</pre>
20. <input type="checkbox"/>	<p>MPS X: Disk integrity step on second HDD</p>	<p>Repeat steps from Error! Reference source not found. to 19 for “/dev/sdb” disk drive.</p>
21. <input type="checkbox"/>	<p>MPS X: Repeat the procedure for mate LSMS</p>	<p>Repeat steps from 1 to 20 on mate LSMS server.</p>

4.2 System Configuration

These steps can be performed on LSMS system. For mated pairs, commands should be run on both of the servers. Assuming that MPS A is ACTIVE server.

S T E P #	Steps To Be Completed	Expected output/command to be executed
1. <input type="checkbox"/>	<p>MPS X: Login as admusr</p>	<p>login: admusr password: <admusr_password></p>
2. <input type="checkbox"/>	<p>MPS X: Record /etc/hosts configuration</p>	<pre>\$ cat /etc/hosts 127.0.0.1 localhost localhost4 localhost4.localdomain4 ::1 localhost localhost6 localhost6.localdomain6 192.168.1.1 lsmspri-heartbeat-a heartbeat-a 192.168.1.2 lsmssec-heartbeat-a mate-heartbeat-a ntppeerA mate 192.168.2.1 lsmspri-heartbeat-b heartbeat-b hasync-1a 192.168.2.2 lsmssec-heartbeat-b mate-heartbeat-b ntppeerB hasync-1b mate-ha 192.168.3.1 lsmspri-backup backup 192.168.4.1 lsmssec-backup mate-backup 192.168.3.2 backupserver-lsmspri backupserver 192.168.4.2 backupserver-lsmssec mate-backupserver 10.248.11.122 lsmspri lsmspri-ems ems lsmspri-app app lsmspri-npac npac 10.248.11.123 lsmssec lsmssec-ems mate-ems lsmssec-app mate-app lsmssec- npac mate-npac 10.248.11.124 lsmsactive-app lsmsactive 10.248.13.17 ntpserver1</pre>
3. <input type="checkbox"/>	<p>MPS X: Verify and Record IPs configured on each interface</p>	<pre>\$ ifconfig -a bond0 Link encap:Ethernet HWaddr 00:00:17:0F:2D:36 inet addr:192.168.1.1 Bcast:192.168.1.255 Mask:255.255.255.0</pre>

		<pre> inet6 addr: fe80::200:17ff:fe0f:2d36/64 Scope:Link UP BROADCAST RUNNING MASTER MULTICAST MTU:1500 Metric:1 RX packets:40906546 errors:0 dropped:0 overruns:0 frame:0 TX packets:45125575 errors:0 dropped:0 overruns:0 carrier:0 collisions:0 txqueuelen:0 RX bytes:6104529725 (5.6 GiB) TX bytes:15266072489 (14.2 GiB) bond0.2 Link encap:Ethernet HWaddr 00:00:17:0F:2D:36 inet addr:192.168.2.1 Bcast:192.168.2.255 Mask:255.255.255.0 inet6 addr: fe80::200:17ff:fe0f:2d36/64 Scope:Link UP BROADCAST RUNNING MULTICAST MTU:1500 Metric:1 RX packets:30552973 errors:0 dropped:0 overruns:0 frame:0 TX packets:30178620 errors:0 dropped:0 overruns:0 carrier:0 collisions:0 txqueuelen:0 RX bytes:4477305241 (4.1 GiB) TX bytes:2765906476 (2.5 GiB) bond1 Link encap:Ethernet HWaddr 42:E1:3E:F8:6C:A6 BROADCAST MASTER MULTICAST MTU:1500 Metric:1 RX packets:0 errors:0 dropped:0 overruns:0 frame:0 TX packets:0 errors:0 dropped:0 overruns:0 carrier:0 collisions:0 txqueuelen:0 RX bytes:0 (0.0 b) TX bytes:0 (0.0 b) bond2 Link encap:Ethernet HWaddr A6:57:A4:45:D8:C6 BROADCAST MASTER MULTICAST MTU:1500 Metric:1 RX packets:0 errors:0 dropped:0 overruns:0 frame:0 TX packets:0 errors:0 dropped:0 overruns:0 carrier:0 collisions:0 txqueuelen:0 RX bytes:0 (0.0 b) TX bytes:0 (0.0 b) bond3 Link encap:Ethernet HWaddr CE:1E:89:16:5D:02 BROADCAST MASTER MULTICAST MTU:1500 Metric:1 RX packets:0 errors:0 dropped:0 overruns:0 frame:0 TX packets:0 errors:0 dropped:0 overruns:0 carrier:0 collisions:0 txqueuelen:0 RX bytes:0 (0.0 b) TX bytes:0 (0.0 b) eth0 Link encap:Ethernet HWaddr 00:00:17:0F:2D:34 inet addr:10.248.11.122 Bcast:192.168.61.255 Mask:255.255.255.0 inet6 addr: fd66:f550:5939:b:200:17ff:fe0f:2d34/64 Scope:Global inet6 addr: fe80::200:17ff:fe0f:2d34/64 Scope:Link UP BROADCAST RUNNING MULTICAST MTU:1500 Metric:1 RX packets:4803345 errors:0 dropped:0 overruns:0 frame:0 TX packets:4822838 errors:2377 dropped:0 overruns:0 carrier:2377 collisions:53965 txqueuelen:1000 RX bytes:3614293501 (3.3 GiB) TX bytes:1682375735 (1.5 GiB) Memory:fdce0000-fdeffff eth1 Link encap:Ethernet HWaddr 00:00:17:0F:2D:35 inet addr:192.168.3.1 Bcast:192.168.3.255 Mask:255.255.255.0 inet6 addr: fe80::200:17ff:fe0f:2d35/64 Scope:Link UP BROADCAST RUNNING MULTICAST MTU:1500 Metric:1 RX packets:8780 errors:0 dropped:0 overruns:0 frame:0 TX packets:8815 errors:0 dropped:0 overruns:0 carrier:0 </pre>
--	--	---

		<pre> collisions:0 txqueuelen:1000 RX bytes:980056 (957.0 KiB) TX bytes:987006 (963.8 KiB) Memory:fde60000-fde7ffff eth2 Link encap:Ethernet HWaddr 00:00:17:0F:2D:36 UP BROADCAST SLAVE MULTICAST MTU:1500 Metric:1 RX packets:0 errors:0 dropped:0 overruns:0 frame:0 TX packets:0 errors:0 dropped:0 overruns:0 carrier:0 collisions:0 txqueuelen:1000 RX bytes:0 (0.0 b) TX bytes:0 (0.0 b) Memory:fdfe0000-fdffffff eth3 Link encap:Ethernet HWaddr 00:00:17:0F:2D:36 UP BROADCAST RUNNING SLAVE MULTICAST MTU:1500 Metric:1 RX packets:40906546 errors:0 dropped:0 overruns:0 frame:0 TX packets:45125575 errors:0 dropped:0 overruns:0 carrier:0 collisions:0 txqueuelen:1000 RX bytes:6104529725 (5.6 GiB) TX bytes:15266072489 (14.2 GiB) Memory:fdf60000-fdf7ffff lo Link encap:Local Loopback inet addr:127.0.0.1 Mask:255.0.0.0 inet6 addr: ::1/128 Scope:Host UP LOOPBACK RUNNING MTU:65536 Metric:1 RX packets:8557266 errors:0 dropped:0 overruns:0 frame:0 TX packets:8557266 errors:0 dropped:0 overruns:0 carrier:0 collisions:0 txqueuelen:0 RX bytes:690513650 (658.5 MiB) TX bytes:690513650 (658.5 MiB) </pre>
<p>4. <input type="checkbox"/></p>	<p>MPS X: Record features settings Note: This command will be run only on ACTIVE server</p>	<pre> \$ lsmsdb -c features N AFT N ALARM_FILTERING N ALT_SPID 98 BINLOGS_THRESHOLD N CANADA_SPID_RECOVERY N COMMAND_CLASS 0 DEFAULT_PASSWORD_TIMEOUT N EDR Y ENHANCED_FILTERS N ERROR_CODES_FOR_ACTIONS N ERROR_CODES_FOR_NON_ACTIONS Y HSOP_BUNDLING Y HTTP Y HTTPS N INACTIVITY_TIMEOUT N LOGIN_MSG N LOG_EAGLE_SUCCESS_RESP 16 MAX_EAGLES 32 MAX_SPIDS 8 MAX_USERS N MYSQL_PORT N NANC_3_2_ENHANCEMENTS N NANC_3_3_FEATURE_SET 900 NPAC_HEARTBEAT_QUIET_PERIOD_TIMEOUT 100000 NPAC_HEARTBEAT_QUIET_PERIOD_TIMEOUT_CANADA </pre>

		<pre> 3 NPAC_HEARTBEAT_RETRY_NUMBER 60 NPAC_HEARTBEAT_TIMEOUT 60 NPAC_RECOVERY_PERIOD Y QUERY_SERVER N REPORT_GEN 0 REPORT_GEN_QUERY_ACTIVE Y RESYNCDDB_QUERY_SERVER Y SERVDI_ENABLED N SERVICE_PROV_TYPE N SNMP Y SNMP_ALARM_FEED N SPID_SECURITY N SURV_OK_TRAP N SV_TYPE N SWIM_RECOVERY 15 SYSTEM_INACTIVITY_TIMEOUT N WSMSC N WSMSC_TO_EAGLE </pre>
<p>5. <input type="checkbox"/></p>	<p>MPS X: Record the DB Counts Note: This command will be run only on ACTIVE server</p>	<pre> \$!smsdb -c counts 0 CanadaDB.NumberPoolBlock 2 CanadaDB.ServiceProvLRN 0 CanadaDB.ServiceProvNPA_NXX 0 CanadaDB.ServiceProvNPA_NXX_X 406 CanadaDB.ServiceProvNetwork 48,915,526 CanadaDB.SubscriptionVersion 0 MidAtlanticDB.NumberPoolBlock 0 MidAtlanticDB.ServiceProvLRN 0 MidAtlanticDB.ServiceProvNPA_NXX 0 MidAtlanticDB.ServiceProvNPA_NXX_X 1 MidAtlanticDB.ServiceProvNetwork 11,100 MidAtlanticDB.SubscriptionVersion 0 NortheastDB.NumberPoolBlock 0 NortheastDB.ServiceProvLRN 0 NortheastDB.ServiceProvNPA_NXX 0 NortheastDB.ServiceProvNPA_NXX_X 0 NortheastDB.ServiceProvNetwork 0 NortheastDB.SubscriptionVersion 1 ReplTestDB.ReplTestTbl 1 ResyncDB.LastTimestamp 2,043,494 ResyncDB.ResyncRecord 0 ResyncDB.ResyncRecordModel 1,168,305 ResyncDB.resync1 875,189 ResyncDB.resync2 0 SoutheastDB.NumberPoolBlock </pre>

		<p>0 SoutheastDB.ServiceProvLRN 0 SoutheastDB.ServiceProvNPA_NXX 0 SoutheastDB.ServiceProvNPA_NXX_X 0 SoutheastDB.ServiceProvNetwork 11 SoutheastDB.SubscriptionVersion</p> <p>0 SouthwestDB.NumberPoolBlock 0 SouthwestDB.ServiceProvLRN 0 SouthwestDB.ServiceProvNPA_NXX 0 SouthwestDB.ServiceProvNPA_NXX_X 0 SouthwestDB.ServiceProvNetwork 0 SouthwestDB.SubscriptionVersion</p> <p>0 WestCoastDB.NumberPoolBlock 0 WestCoastDB.ServiceProvLRN 0 WestCoastDB.ServiceProvNPA_NXX 0 WestCoastDB.ServiceProvNPA_NXX_X 0 WestCoastDB.ServiceProvNetwork 0 WestCoastDB.SubscriptionVersion</p> <p>0 WesternDB.NumberPoolBlock 0 WesternDB.ServiceProvLRN 0 WesternDB.ServiceProvNPA_NXX 0 WesternDB.ServiceProvNPA_NXX_X 0 WesternDB.ServiceProvNetwork 0 WesternDB.SubscriptionVersion</p> <p>2,043,342 logDB.TransactionLog</p> <p>0 noreplDB.EbdaProcessList 0 noreplDB.ServdiProcessList</p> <p>4 performance_schema.accounts 0 performance_schema.cond_instances 0 performance_schema.events_stages_current 0 performance_schema.events_stages_history 0 performance_schema.events_stages_history_long 432 performance_schema.events_stages_summary_by_account_by_event_name 324 performance_schema.events_stages_summary_by_host_by_event_name 2,160 performance_schema.events_stages_summary_by_thread_by_event_name 324 performance_schema.events_stages_summary_by_user_by_event_name 108 performance_schema.events_stages_summary_global_by_event_name 18 performance_schema.events_statements_current 0 performance_schema.events_statements_history 0 performance_schema.events_statements_history_long 660 performance_schema.events_statements_summary_by_account_by_event_name</p>
--	--	--


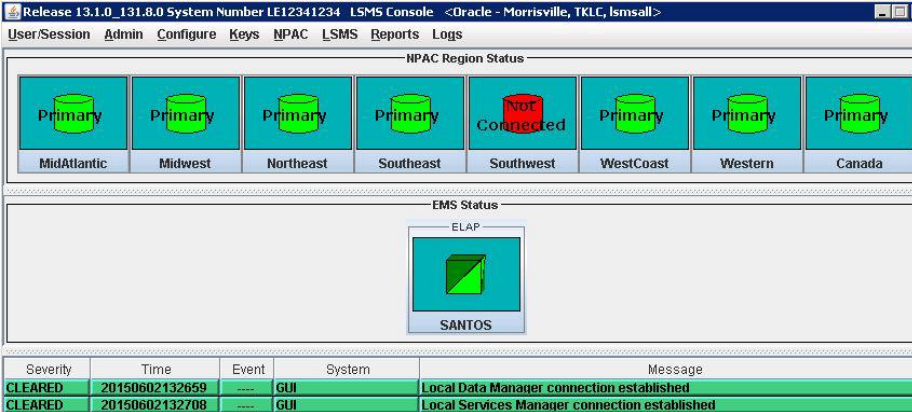
		<p>440 performance_schema.events_statements_summary_by_digest 495 performance_schema.events_statements_summary_by_host_by_event_name 3,300 performance_schema.events_statements_summary_by_thread_by_event_name 495 performance_schema.events_statements_summary_by_user_by_event_name 165 performance_schema.events_statements_summary_global_by_event_name 0 performance_schema.events_waits_current 0 performance_schema.events_waits_history 0 performance_schema.events_waits_history_long 876 performance_schema.events_waits_summary_by_account_by_event_name 657 performance_schema.events_waits_summary_by_host_by_event_name 460 performance_schema.events_waits_summary_by_instance 4,380 performance_schema.events_waits_summary_by_thread_by_event_name 657 performance_schema.events_waits_summary_by_user_by_event_name 219 performance_schema.events_waits_summary_global_by_event_name 460 performance_schema.file_instances 43 performance_schema.file_summary_by_event_name 460 performance_schema.file_summary_by_instance 1 performance_schema.host_cache 3 performance_schema.hosts 0 performance_schema.mutex_instances 178 performance_schema.objects_summary_global_by_type 5 performance_schema.performance_timers 0 performance_schema.rwlock_instances 82 performance_schema.session_account_connect_attrs 93 performance_schema.session_connect_attrs 1 performance_schema.setup_actors 12 performance_schema.setup_consumers 495 performance_schema.setup_instruments 4 performance_schema.setup_objects 4 performance_schema.setup_timers 0 performance_schema.socket_instances 3 performance_schema.socket_summary_by_event_name 0 performance_schema.socket_summary_by_instance 391 performance_schema.table_io_waits_summary_by_index_usage 178 performance_schema.table_io_waits_summary_by_table 178 performance_schema.table_lock_waits_summary_by_table 20 performance_schema.threads 3 performance_schema.users</p> <p>0 supDB.AlarmFilter 55 supDB.AlarmInfo 745 supDB.Authorization 10 supDB.CanadaNpacMeasurements 1,000 supDB.CanadaPrivateKey 1,000 supDB.CanadaPublicKey 97 supDB.DbConfig 0 supDB.DefaultGtt 12 supDB.ELAP21EagleMeasurements</p>
--	--	--

		<pre> 1 supDB.EmsInterface 1 supDB.GttGroup 1 supDB.GttGroupSpid 2 supDB.LsmsServiceProvider 6 supDB.LsmsUser 0 supDB.LsmsUserSpid 1 supDB.MidAtlanticNpacMeasurements 1,000 supDB.MidAtlanticPrivateKey 1,000 supDB.MidAtlanticPublicKey 0 supDB.MidwestNpacMeasurements 0 supDB.MidwestPrivateKey 0 supDB.MidwestPublicKey 0 supDB.NortheastNpacMeasurements 0 supDB.NortheastPrivateKey 0 supDB.NortheastPublicKey 0 supDB.NpaSplit 0 supDB.NpacMeasurementsModel 8 supDB.NpacRegion 0 supDB.OverrideGtt 0 supDB.PrivateKeyModel 0 supDB.PublicKeyModel 0 supDB.STPAEagleMeasurements 20 supDB.SoutheastNpacMeasurements 1,000 supDB.SoutheastPrivateKey 1,000 supDB.SoutheastPublicKey 0 supDB.SouthwestNpacMeasurements 0 supDB.SouthwestPrivateKey 0 supDB.SouthwestPublicKey 1 supDB.TnFilter 0 supDB.WestCoastNpacMeasurements 0 supDB.WestCoastPrivateKey 0 supDB.WestCoastPublicKey 0 supDB.WesternNpacMeasurements 0 supDB.WesternPrivateKey 0 supDB.WesternPublicKey 0 supDB.snmpGrpCfg 0 supDB.snmpNmsCfg 0 supDB.snmpUserCfg 1 supDB.snmpVerMode 1 supDB.snmpViewCfg </pre>
<p>6. <input type="checkbox"/></p>	<p>MPS X: Verify operational status of LSMS software Note: This command will be run only on ACTIVE server</p>	<pre> \$ sudo sentry status sending status command.. LSMS Sentry Status ----- sentryd started: Thu Sep 7 05:35:07 2017 Current activity mode: ACTIVE Debug is not enabled Process PID Status StartTS LastPingTS NumR Comment ----- </pre>

		<pre> osisk6 7820 running 20170907053523 --- 1 No Comment Specified lsmslogd 7826 running 20170907053512 --- 1 No Comment Specified rmtpmgr 7837 running 20170907053514 20170913153214 1 No Comment Specified rmtpagent 8177 running 20170907053514 --- 1 No Comment Specified lsman 25914 running 20170907083254 20170913153210 3 /usr/TKLC/lsms/bin/lsman supman 8181 running 20170907053517 20170913153212 1 /usr/TKLC/lsms/bin/supman reportman 7885 running 20170907053512 20170913153213 1 /usr/TKLC/lsms/bin/reportman apache 5576 running 20170907053508 --- 0 No Comment Specified N MidAtlantic 16092 running 20170907053810 20170913153206 2 PRIMARY NPAC: Not Associated RMTP failure times:0 0 0 N Northeast 9101 running 20170907053529 20170913153206 1 PRIMARY NPAC: Not Associated RMTP failure times:0 0 0 N Southeast 13487 running 20170911055923 20170913153206 4 PRIMARY NPAC: Not Associated RMTP failure times:0 0 0 N Southwest 9252 running 20170907053530 20170913153206 1 PRIMARY NPAC: Not Associated RMTP failure times:0 0 0 N Western 9281 running 20170907053530 20170913153206 1 PRIMARY NPAC: Not Associated RMTP failure times:0 0 0 N WestCoast 9285 running 20170907053530 20170913153206 1 PRIMARY NPAC: Not Associated RMTP failure times:0 0 0 N Canada --- stopped --- --- 1 PRIMARY NPAC: Not Associated RMTP failure times:0 0 0 E ELAP21 8475 running 20170907053520 20170913153213 1 VIP=DOWN Pending=0% lmgrd 8004 running 20170907053512 --- 1 No Comment Specified Wed Sep 13 15:32:14 2017 Command Complete. </pre>
<p>7. <input type="checkbox"/></p>	<p>MPS X: Verify sup status of LSMS software Note: This command will be run only on ACTIVE server</p>	<pre> \$ cd /usr/TKLC/lsms/bin \$ sudo sup status supman : MEM : 522748 kbytes PCPU : 0.0 % lsman : MEM : 670004 kbytes PCPU : 0.0 % reportman : MEM : 967300 kbytes PCPU : 0.0 % </pre>
<p>8. <input type="checkbox"/></p>	<p>MPS X: Verify HA status</p>	<pre> \$ hastatus; ssh mate hastatus ACTIVE </pre>

		STANDBY
9. <input type="checkbox"/>	<p>MPS X: Verify that MySQL replication is working</p>	<pre># tail /var/TKLC/lms/logs/dbreplMon.log</pre> <p>If MySQL replication is functioning correctly then the following output will be observed, make sure that at least the last line of your output matches the lines below.</p> <pre>Wed Sep 13 15:52:27 2017 All tests passed on ACTIVE Wed Sep 13 15:53:30 2017 All tests passed on ACTIVE Wed Sep 13 15:54:32 2017 All tests passed on ACTIVE Wed Sep 13 15:55:34 2017 All tests passed on ACTIVE Wed Sep 13 15:56:35 2017 All tests passed on ACTIVE Wed Sep 13 15:57:37 2017 All tests passed on ACTIVE Wed Sep 13 15:58:39 2017 All tests passed on ACTIVE Wed Sep 13 15:59:40 2017 All tests passed on ACTIVE Wed Sep 13 16:00:42 2017 All tests passed on ACTIVE Wed Sep 13 16:01:44 2017 All tests passed on ACTIVE</pre>
10. <input type="checkbox"/>	<p>MPS X: Record /etc/passwd file</p>	<pre>\$ cat /etc/passwd</pre> <pre>root:x:0:0:root:/root:/bin/bash bin:x:1:1:bin:/bin:/sbin/nologin daemon:x:2:2:daemon:/sbin:/sbin/nologin adm:x:3:4:adm:/var/adm:/sbin/nologin lp:x:4:7:lp:/var/spool/lpd:/sbin/nologin sync:x:5:0:sync:/sbin:/bin/sync shutdown:x:6:0:shutdown:/sbin:/sbin/shutdown halt:x:7:0:halt:/sbin:/sbin/halt mail:x:8:12:mail:/var/spool/mail:/sbin/nologin uucp:x:10:14:uucp:/var/spool/uucp:/sbin/nologin operator:x:11:0:operator:/root:/sbin/nologin games:x:12:100:games:/usr/games:/sbin/nologin gopher:x:13:30:gopher:/var/gopher:/sbin/nologin ftp:x:14:50:FTP User:/var/ftp:/sbin/nologin nobody:x:99:99:Nobody:./sbin/nologin dbus:x:81:81:System message bus:./sbin/nologin rpc:x:32:32:Rpcbind Daemon:/var/cache/rpcbind:/sbin/nologin admusr:x:4996:4996:Platform remote admin user:/home/admusr:/bin/bash nscd:x:28:28:NSCD Daemon:./sbin/nologin vcsa:x:69:69:virtual console memory owner:/dev:/sbin/nologin apache:x:48:48:Apache:/var/www:/sbin/nologin sshd:x:74:74:Privilege-separated SSH:/var/empty/ssh:/sbin/nologin ntp:x:38:38:./etc/ntp:/sbin/nologin sasauth:x:499:76:Sasauthd user:/var/empty/sasauth:/sbin/nologin postfix:x:89:89:./var/spool/postfix:/sbin/nologin platcfg:x:5000:5000:Platform Configuration User:/home/platcfg:/usr/TKLC/plat/bin/platcfg tpdProvd:x:5010:5010:TPD Provisioning Daemon:/home/tpdProvd:/usr/bin/false syscheck:x:71:71:System Health Check User:/home/syscheck:/bin/false hids:x:4995:4995:HIDS admin user:/home/hids:/sbin/nologin dhcpcd:x:177:177:DHCP server:./sbin/nologin nslcd:x:65:55:LDAP Client User:./sbin/nologin rtkit:x:498:450:RealtimeKit:/proc:/sbin/nologin rpcuser:x:29:29:RPC Service User:/var/lib/nfs:/sbin/nologin</pre>

		<pre>nfsnobody:x:65534:65534:Anonymous NFS User:/var/lib/nfs:/sbin/nologin named:x:25:25:Named:/var/named:/sbin/nologin tcpdump:x:72:72:::/sbin/nologin dbadm:x:1001:1007::/var/TKLC/lms/dbadm:/bin/bash lsmsadm:x:1002:1001::/var/TKLC/lms/lsmsadm:/bin/bash lsmsall:x:1005:1001::/var/TKLC/lms/lsmsall:/bin/bash lsmsuext:x:1007:1001::/var/TKLC/lms/lsmsuext:/bin/bash lsmsuser:x:1003:1001::/var/TKLC/lms/lsmsuser:/bin/bash lsmsview:x:1004:1001::/var/TKLC/lms/lsmsview:/bin/bash lsmsmgr:x:5011:5011::usr/TKLC/plat/etc/home.platcfg/lsmsmgr:/usr/TKLC/plat/bin/platcfg mysql:x:497:449:MySQL server:/var/lib/mysql:/bin/bash</pre>
<p>11. <input type="checkbox"/></p>	<p>MPS X: Verify backups are being taken properly on NAS</p>	<pre>\$ ssh root@backupserver # ls /volumes/LVstorage/logs_lsmspri/ 00-Aug29_23:55 current # ls /volumes/LVstorage/db/ 00-Aug29_23:55 current # ls /volumes/LVstorage/logs_lsmssec/ 00-Aug29_23:55 current # ls /volumes/LVstorage/lmspri 00-Aug29_23:55 current # ls /volumes/LVstorage/lmssec 00-Aug29_23:55 current # exit</pre>
<p>12. <input type="checkbox"/></p>	<p>MPS X: LSMS backups are scheduled for 23:55 everyday (default, customer may have changed it). If the maintenance window time collides with backup time then please disable the backup prior to upgrade. Please also remember to enable the backup after the upgrade is done. NOTE: Same steps are mentioned in the Install/Upgrade doc.</p>	<p>Command to disable the backup:</p> <pre>\$ sed -i '/^#/{ /lsmsbkp_wrapper/ s/^#/' /etc/cron.d/lsmsbkp.cron</pre> <p>Command to enable the backup:</p> <pre>\$ sed -i '/^#/{ /lsmsbkp_wrapper/ s/^#/' /etc/cron.d/lsmsbkp.cron</pre>
<p>13. <input type="checkbox"/></p>	<p>MPS X: Gather application log files</p>	<pre>\$ sudo saveLogs -n <numberof days> \$ sudo saveLogs -n 7</pre> <p>Size of final tar file will be 9.7602 MB.</p> <p>Do you want to continue with this logs size ?[Y N] Y</p> <p>Logs Captured Successfully.</p>

		<p>Tar of logs placed at : /var/TKLC/lsmc/free/savelogs/logsCapture_lsmcspri_20170913154421.tar.bz2 GUI Notification sent.</p>																																											
<p>14. <input type="checkbox"/></p>	<p>MPS X: Gather system log files</p>	<pre>\$ sudo /usr/TKLC/plat/sbin/savelogs_plat</pre> <p>Logs will be save in /tmp directory /tmp/savelogs_plat.lsmcspri.13563.tar.bz2</p>																																											
<p>15. <input type="checkbox"/></p>	<p>MPS X: Login to lsmc GUI and verify NPAC and ELAP are connected.</p>	<p>Note: Connected NPAC regions and ELAP will be displayed in Green while not connected will be displayed in Red with status.</p>   <p>The screenshots show the LSMS Login window with fields for Service Provider ID, Username, and Password. The second screenshot shows the LSMS Console interface with a table of NPAC Region Status and EMS Status.</p> <table border="1" data-bbox="560 1192 1479 1297"> <thead> <tr> <th colspan="8">NPAC Region Status</th> </tr> </thead> <tbody> <tr> <td>Primary</td> <td>Primary</td> <td>Primary</td> <td>Primary</td> <td>Not Connected</td> <td>Primary</td> <td>Primary</td> <td>Primary</td> </tr> <tr> <td>MidAtlantic</td> <td>Midwest</td> <td>Northeast</td> <td>Southeast</td> <td>Southwest</td> <td>WestCoast</td> <td>Western</td> <td>Canada</td> </tr> </tbody> </table> <table border="1" data-bbox="560 1318 1479 1455"> <thead> <tr> <th colspan="2">EMS Status</th> </tr> </thead> <tbody> <tr> <td>ELAP</td> <td>SANTOS</td> </tr> </tbody> </table> <table border="1" data-bbox="560 1472 1479 1528"> <thead> <tr> <th>Severity</th> <th>Time</th> <th>Event</th> <th>System</th> <th>Message</th> </tr> </thead> <tbody> <tr> <td>CLEARED</td> <td>20150602132659</td> <td>----</td> <td>GUI</td> <td>Local Data Manager connection established</td> </tr> <tr> <td>CLEARED</td> <td>20150602132708</td> <td>----</td> <td>GUI</td> <td>Local Services Manager connection established</td> </tr> </tbody> </table>	NPAC Region Status								Primary	Primary	Primary	Primary	Not Connected	Primary	Primary	Primary	MidAtlantic	Midwest	Northeast	Southeast	Southwest	WestCoast	Western	Canada	EMS Status		ELAP	SANTOS	Severity	Time	Event	System	Message	CLEARED	20150602132659	----	GUI	Local Data Manager connection established	CLEARED	20150602132708	----	GUI	Local Services Manager connection established
NPAC Region Status																																													
Primary	Primary	Primary	Primary	Not Connected	Primary	Primary	Primary																																						
MidAtlantic	Midwest	Northeast	Southeast	Southwest	WestCoast	Western	Canada																																						
EMS Status																																													
ELAP	SANTOS																																												
Severity	Time	Event	System	Message																																									
CLEARED	20150602132659	----	GUI	Local Data Manager connection established																																									
CLEARED	20150602132708	----	GUI	Local Services Manager connection established																																									
<p>16. <input type="checkbox"/></p>	<p>MPS X: Verify LSMS Query server connectivity NOTE: This should be run only from Active server</p>	<pre>\$ /usr/TKLC/lsmc/tools/lsmcldb -c queryservers</pre> <p>/usr/TKLC/lsmc/tools/lsmcldb: Query Server Feature is not enabled. ---OR--- cs2-bss2 (<LSMS Query Server IP>) Connected ---OR--- cs2-bss2 (<LSMS Query Server IP>) Disconnected Verify replication is working on Query server. Login into Query Servers's as root user and run following command.</p> <pre># cd /opt/mysql/mysql/bin # mysql -u root -p Enter password:<password> mysql> SHOW SLAVE STATUS \G;</pre>																																											

		<pre>Relay_Master_Log_File: mysql-bin.000056 Slave_IO_Running: Yes Slave_SQL_Running: Yes</pre> <p>Note: Verify Slave IO Running and Slave SQL running status. If this is not Yes contact My Oracle Support.</p> <pre>mysql> exit;</pre>
17. <input type="checkbox"/>	MPS X: Repeat the procedure for mate LSMS	Run steps 1 to 16 on mate server unless stated that step can be run only on active server.

5 My Oracle Support

MOS (<https://support.oracle.com>) is your initial point of contact for all product support and training needs. A representative at Customer Access Support (CAS) can assist you with MOS registration.

Call the CAS main number at 1-800-223-1711 (toll-free in the US), or call the Oracle Support hotline for your local country from the list at <http://www.oracle.com/us/support/contact/index.html>. When calling, make the selections in the sequence shown below on the Support telephone menu:

1. Select 2 for New Service Request
2. Select 3 for Hardware, Networking and Solaris Operating System Support
3. Select one of the following options:
 - For Technical issues such as creating a new Service Request (SR), Select 1
 - For Non-technical issues such as registration or assistance with MOS, Select 2

You will be connected to a live agent who can assist you with MOS registration and opening a support ticket.

MOS is available 24 hours a day, 7 days a week, 365 days a year.