

Oracle® Communications EAGLE

Table Data Report CSV File Format

Reference



Release 46.8
F11915 Revision 1
June 2019

The Oracle logo, consisting of a solid red square with the word "ORACLE" in white, uppercase, sans-serif font centered within it.

ORACLE®

Copyright © 1993, 2019, Oracle and/or its affiliates. All rights reserved.

This software and related documentation are provided under a license agreement containing restrictions on use and disclosure and are protected by intellectual property laws. Except as expressly permitted in your license agreement or allowed by law, you may not use, copy, reproduce, translate, broadcast, modify, license, transmit, distribute, exhibit, perform, publish, or display any part, in any form, or by any means. Reverse engineering, disassembly, or decompilation of this software, unless required by law for interoperability, is prohibited.

The information contained herein is subject to change without notice and is not warranted to be error-free. If you find any errors, please report them to us in writing.

If this is software or related documentation that is delivered to the U.S. Government or anyone licensing it on behalf of the U.S. Government, then the following notice is applicable:

U.S. GOVERNMENT END USERS: Oracle programs, including any operating system, integrated software, any programs installed on the hardware, and/or documentation, delivered to U.S. Government end users are "commercial computer software" pursuant to the applicable Federal Acquisition Regulation and agency-specific supplemental regulations. As such, use, duplication, disclosure, modification, and adaptation of the programs, including any operating system, integrated software, any programs installed on the hardware, and/or documentation, shall be subject to license terms and license restrictions applicable to the programs. No other rights are granted to the U.S. Government.

This software or hardware is developed for general use in a variety of information management applications. It is not developed or intended for use in any inherently dangerous applications, including applications that may create a risk of personal injury. If you use this software or hardware in dangerous applications, then you shall be responsible to take all appropriate fail-safe, backup, redundancy, and other measures to ensure its safe use. Oracle Corporation and its affiliates disclaim any liability for any damages caused by use of this software or hardware in dangerous applications.

Oracle and Java are registered trademarks of Oracle and/or its affiliates. Other names may be trademarks of their respective owners.

Intel and Intel Xeon are trademarks or registered trademarks of Intel Corporation. All SPARC trademarks are used under license and are trademarks or registered trademarks of SPARC International, Inc. AMD, Opteron, the AMD logo, and the AMD Opteron logo are trademarks or registered trademarks of Advanced Micro Devices. UNIX is a registered trademark of The Open Group.

This software or hardware and documentation may provide access to or information about content, products, and services from third parties. Oracle Corporation and its affiliates are not responsible for and expressly disclaim all warranties of any kind with respect to third-party content, products, and services unless otherwise set forth in an applicable agreement between you and Oracle. Oracle Corporation and its affiliates will not be responsible for any loss, costs, or damages incurred due to your access to or use of third-party content, products, or services, except as set forth in an applicable agreement between you and Oracle.

This documentation is in preproduction status and is intended for demonstration and preliminary use only. It may not be specific to the hardware on which you are using the software. Oracle Corporation and its affiliates are not responsible for and expressly disclaim all warranties of any kind with respect to this documentation and will not be responsible for any loss, costs, or damages incurred due to the use of this documentation.

The information contained in this document is for informational sharing purposes only and should be considered in your capacity as a customer advisory board member or pursuant to your beta trial agreement only. It is not a commitment to deliver any material, code, or functionality, and should not be relied upon in making purchasing decisions. The development, release, and timing of any features or functionality described in this document remains at the sole discretion of Oracle.

This document in any form, software or printed matter, contains proprietary information that is the exclusive property of Oracle. Your access to and use of this confidential material is subject to the terms and conditions of your Oracle Master Agreement, Oracle License and Services Agreement, Oracle PartnerNetwork Agreement, Oracle distribution agreement, or other license agreement which has been executed by you and Oracle and with which you agree to comply. This document and information contained herein may not be disclosed, copied, reproduced, or distributed to anyone outside Oracle without prior written consent of Oracle. This document is not part of your license agreement nor can it be incorporated into any contractual agreement with Oracle or its subsidiaries or affiliates.

Contents

1	Introduction	
	Overview	1-1
	Scope and Audience	1-1
	Documentation Admonishments	1-1
	Manual Organization	1-2
	My Oracle Support (MOS)	1-2
	Emergency Response	1-2
	Related Publications	1-3
	Customer Training	1-3
	Locate Product Documentation on the Oracle Help Center Site	1-3
2	General Description	
	General File Format	2-1
	File Size Estimates	2-1
	File Naming Convention	2-1
3	Report Contents	
	Generic System Header	3-1
	Table Data Report	3-2
4	MTP Tables	
	Card (rtrv-card)	4-1
	Site ID (rtrv-sid)	4-7
	Feature (rtrv-feat)	4-8
	Controlled Feature (rtrv-ctrl-feat)	4-9
	Destination Point Code (rtrv-dstn)	4-10
	Signaling Link (rtrv-slk)	4-13
	Link Set (rtrv-ls)	4-14
	Route (rtrv-rte)	4-17
	STP Options (rtrv-stpopts)	4-18

ATINP Options (rtrv-atinpqopts)	4-20
IPAS (rtrv-as)	4-20
IP Node (rtrv-ip-node)	4-21
SSCPOPTS (rtrv-sccpopts)	4-22
SSAPPL (rtrv-ss-appl)	4-23
Measurement Options (rtrv-measopts)	4-23
AIQ Options (rtrv-aiqopts)	4-24
MTC Measurement Options (rtrv-mtc-measopts)	4-25

5 GTT Tables

Mated Application (rtrv-map)	5-1
Translation Type (rtrv-tt)	5-3
Global Title Translation (rtrv-gtt)	5-4
Global Title Address (rtrv-gta)	5-6
Global Title Selector (rtrv-gttssel)	5-9
GTT Set (rtrv-gttset)	5-10
GTT Actions (rtrv-gttact)	5-11
GTT Action Set (rtrv-gttaset)	5-14
Global Title Modification (rtrv-gtmod)	5-15
GTT Action Path (rtrv-gttapath)	5-16
SRVSEL (rtrv-srvsel)	5-17

6 GWS Tables

Maximum Number of Reference Rules	6-1
SCR-AFTPC (rtrv-scr-aftpc)	6-1
SCR-BLKDPC (rtrv-scr-blkdpc)	6-2
SCR-BLKOPC (rtrv-scr-blkopc)	6-3
SCR-CDPA (rtrv-scr-cdpa)	6-4
SCR-CGPA (rtrv-scr-cgpa)	6-5
SCR-DESTFLD (rtrv-scr-destfld)	6-6
SCR-DPC (rtrv-scr-dpc)	6-7
SCR-OPC (rtrv-scr-opc)	6-8
Screen Set (rtrv-scrset)	6-9
SCR-SIO (rtrv-scr-sio)	6-9
SCR-TT (rtrv-scr-tt)	6-10

7 VFLEX Tables

VFLEX Call Decision (rtrv-vflx-cd)	7-1
VFLEX Routing Number (rtrv-vflx-rn)	7-1

VFLEX Voice Mail Server ID (rtrv-vflx-vmsid)	7-2
VFLEX Options (rtrv-vflx-opts)	7-3

8 IP Tables

IPLINK (rtrv-ip-lnk)	8-1
IPHOST (rtrv-ip-host)	8-2
IPCARD (rtrv-ip-card)	8-3
IPAPSOCK (rtrv-assoc)	8-4
IPOPTION (rtrv-appl-rtkey)	8-6
NTWRKAPP (rtrv-na)	8-8
IPRTE (rtrv-ip-rte)	8-9
SNMPOPTS (rtrv-snmppopts)	8-9
SNMPHOST (rtrv-snmpp-host)	8-10

9 RTRV-STP Report

RTRV-STP Report	9-1
-----------------	-----

10 VLR Tables

VLR-PROF (rtrv-vlr-prof)	10-1
VLR-ROAMING (rtrv-vlr-roaming)	10-2

List of Figures

2-1	General File Format	2-1
3-1	Sample Table Data Report	3-2

List of Tables

1-1	Admonishments	1-1
2-1	Supported Retrieve Types	2-2
3-1	Generic System Header	3-1
4-1	Output Content for rtrv-card	4-1
4-2	Exceptions to Number of Data Fields per Card Type	4-4
4-3	Output Content for rtrv-sid	4-7
4-4	Output Content for rtrv-feat	4-8
4-5	Output content for rtrv-ctrl-feat	4-9
4-6	Output Content for rtrv-dstn	4-10
4-7	Output content for rtrv-slk	4-13
4-8	Output Content for rtrv-ls	4-14
4-9	Output Content for rtrv-rte	4-17
4-10	Output Content for rtrv-stpopts	4-19
4-11	Output Content for rtrv-atinpopts	4-20
4-12	Output Content for rtrv-as	4-20
4-13	Output Content for rtrv-ip-node	4-21
4-14	Output Content for rtrv-sccpopts	4-22
4-15	Output Content for rtrv-ss-appl	4-23
4-16	Output Content for rtrv-measopts	4-24
4-17	Output Content for rtrv-aiqopts	4-25
4-18	Output Content for rtrv-mtc-measopts	4-25
5-1	Output Content for rtrv-map	5-1
5-2	Output Content for rtrv-tt	5-4
5-3	Output Content for rtrv-gtt	5-4
5-4	Output Content for rtrv-gta	5-6
5-5	Output Content for rtrv-gttset	5-9
5-6	Output Content for rtrv-gttset	5-11
5-7	Output Content for rtrv-gttact	5-11
5-8	Output Content for rtrv-gttaset	5-14
5-9	Output Content for rtrv-gtmod	5-15
5-10	Output Content for rtrv-gttapath	5-16
5-11	Output Content for rtrv-srvsel	5-17
6-1	Output Content for rtrv-scr-aftpc:all=yes	6-1
6-2	Output Content for rtrv-scr-blkdpc:all=yes	6-2
6-3	Output Content for rtrv-scr-blkopc:all=yes	6-3

6-4	Output Content for rtrv-scr-cdpa:all=yes	6-4
6-5	Output Content for rtrv-scr-cgpa:all=yes	6-5
6-6	Output Content for rtrv-scr-destfld:all=yes	6-6
6-7	Output Content for rtrv-scr-dpc:all=yes	6-7
6-8	Output Content for rtrv-scr-opc:all=yes	6-8
6-9	Output Content for rtrv-scrset	6-9
6-10	Output Content for rtrv-scr-sio:all=yes	6-10
6-11	Output Content for rtrv-scr-tt:all=yes	6-10
7-1	Output Content for rtrv-vflx-cd	7-1
7-2	Output Content for rtrv-vflx-rn	7-2
7-3	Output Content for rtrv-vflx-vmsid	7-2
7-4	Output Content for rtrv-vflx-opts	7-3
8-1	Output Content for rtrv-ip-lnk	8-1
8-2	Output Content for rtrv-ip-host	8-2
8-3	Output Content for rtrv-ip-card	8-3
8-4	Output Content for rtrv-assoc	8-4
8-5	Output Content for rtrv-appl-rtkey	8-6
8-6	Output Content for rtrv-na	8-8
8-7	Output Content for rtrv-ip-rte	8-9
8-8	Output Content for rtrv-snmptpts	8-10
8-9	Output Content for rtrv-snmp-host	8-10
9-1	Output Content for rtrv-stp	9-1
10-1	Output Content for rtrv-vlr-prof	10-1
10-2	Output Content for rtrv-vlr-roaming	10-2

1

Introduction

This chapter contains general information such as an overview of the manual, how to get technical assistance, and where to find additional information.

Overview

This document describes the comma-separated value (CSV) files generated from Oracle Communications **EAGLE** configuration table data. For each table, this document provides a description of the table structure, example file format and contents, and estimated maximum file size for the report file.





Scope and Audience

This reference is intended for those using **EAGLE** configuration table data reports. Familiarity with EAGLE is assumed.

Documentation Admonishments

Admonishments are icons and text throughout this manual that alert the reader to assure personal safety, to minimize possible service interruptions, and to warn of the potential for equipment damage.

Table 1-1 Admonishments

Icon	Description
 DANGER	Danger: (This icon and text indicate the possibility of <i>personal injury</i> .)
 WARNING	Warning: (This icon and text indicate the possibility of <i>equipment damage</i> .)
 CAUTION	Caution: (This icon and text indicate the possibility of <i>service interruption</i> .)
 TOPPLE	Topple: (This icon and text indicate the possibility of <i>personal injury and equipment damage</i> .)

Manual Organization

This manual contains the following chapters/appendixes:

- [Introduction](#) contains general information such as an overview of the manual, how to get technical assistance, and where to find additional information.
- [General Description](#) describes the general file format, size estimates, and naming convention.
- [Report Contents](#) describes the generic system header that is printed in advance of all reports, as well as the formats used for table data report values.
- [MTP Tables](#) describes MTP table data reports.
- [GTT Tables](#) describes GTT table data reports.
- [GWS Tables](#) describes GWS table data reports.
- [VFLEX Tables](#) describes VFLEX table data reports.
- [IP Tables](#) describes IP table data reports.
- [RTRV-STP Report](#) describes rtrv-stp table data reports.

My Oracle Support (MOS)

MOS (<https://support.oracle.com>) is your initial point of contact for all product support and training needs. A representative at Customer Access Support (CAS) can assist you with MOS registration.

Call the CAS main number at 1-800-223-1711 (toll-free in the US), or call the Oracle Support hotline for your local country from the list at <http://www.oracle.com/us/support/contact/index.html>. When calling, make the selections in the sequence shown below on the Support telephone menu:

1. Select 2 for New Service Request
2. Select 3 for Hardware, Networking and Solaris Operating System Support
3. Select one of the following options:
 - For Technical issues such as creating a new Service Request (SR), Select 1
 - For Non-technical issues such as registration or assistance with MOS, Select 2

You will be connected to a live agent who can assist you with MOS registration and opening a support ticket.

MOS is available 24 hours a day, 7 days a week, 365 days a year.

Emergency Response

In the event of a critical service situation, emergency response is offered by the Customer Access Support (CAS) main number at 1-800-223-1711 (toll-free in the US), or by calling the Oracle Support hotline for your local country from the list at <http://www.oracle.com/us/support/contact/index.html>. The emergency response provides immediate coverage, automatic escalation, and other features to ensure that the critical situation is resolved as rapidly as possible.

A critical situation is defined as a problem with the installed equipment that severely affects service, traffic, or maintenance capabilities, and requires immediate corrective action. Critical situations affect service and/or system operation resulting in one or several of these situations:

- A total system failure that results in loss of all transaction processing capability
- Significant reduction in system capacity or traffic handling capability
- Loss of the system's ability to perform automatic system reconfiguration
- Inability to restart a processor or the system
- Corruption of system databases that requires service affecting corrective actions
- Loss of access for maintenance or recovery operations
- Loss of the system ability to provide any required critical or major trouble notification

Any other problem severely affecting service, capacity/traffic, billing, and maintenance capabilities may be defined as critical by prior discussion and agreement with Oracle.

Related Publications

For information about additional publications related to this document, refer to the Oracle Help Center site. See [Locate Product Documentation on the Oracle Help Center Site](#) for more information on related product publications.

Customer Training

Oracle University offers training for service providers and enterprises. Visit our web site to view, and register for, Oracle Communications training:

<http://education.oracle.com/communication>

To obtain contact phone numbers for countries or regions, visit the Oracle University Education web site:

www.oracle.com/education/contacts

Locate Product Documentation on the Oracle Help Center Site

Oracle Communications customer documentation is available on the web at the Oracle Help Center (OHC) site, <http://docs.oracle.com>. You do not have to register to access these documents. Viewing these files requires Adobe Acrobat Reader, which can be downloaded at <http://www.adobe.com>.

1. Access the Oracle Help Center site at <http://docs.oracle.com>.
2. Click **Industries**.
3. Under the Oracle Communications subheading, click the **Oracle Communications documentation** link.

The Communications Documentation page appears. Most products covered by these documentation sets will appear under the headings "Network Session Delivery and Control Infrastructure" or "Platforms."

4. Click on your Product and then the Release Number.

A list of the entire documentation set for the selected product and release appears.

5. To download a file to your location, right-click the PDF link, select `Save target as` (or similar command based on your browser), and save to a local folder.

2

General Description

This chapter describes the general file format, size estimates, and naming convention.

General File Format

Report files are divided into three sections, the system header, the individual data report header, and the report data.

Figure 2-1 General File Format

```
System Header Field Names
System Header Field Values
<Blank Line>
Data Header
data, data, data, data, data, data, data, data, data <cr><lf>
...
...
data, data, data, data, data, data, data, data, data <cr><lf>
```

As shown in [Figure 2-1](#), the first line in a report file contains the system header field names, followed on the second line by the system header field values. The third line is left blank to separate the system header section from the data sections. The fourth line is the data header, and subsequent lines contain the data. There is no blank line between the data header and data.

File Size Estimates

The system header size varies depending on the embedded data. A size of 250 bytes is used in all calculations, but this value can be as high as 331 bytes.

The report header size varies depending on the report type, but is always the same size for a specific report type.

The size of the report data section varies depending on the number of entries being reported.

For the estimates given in this document, 10 characters are assumed for each ASCII value and 3 bytes for each integer value, plus the comma delimiter. The file sizes could be significantly larger or smaller, depending on the configuration of a particular system.

File Naming Convention

File names consist of three fields, separated by underscores and followed by the `.csv` extension, enabling them to be readily identified as comma-separated value files. Long file names (beyond 8.3 format) are utilized. The three fields in the name are:

- Retrieve type
The retrieve type contains up to 13 characters, and is usually the table name. The supported types are shown in [Table 2-1](#).

The tables are grouped into the 6 table classes shown, except for the `rtrv-stp` command. The `rtrv-stp` command does not belong to any particular table class, and the command output report is based on the current system configuration.

Table 2-1 Supported Retrieve Types

MTP Tables	GTT Tables	GWS Tables	VFLEX Tables	IP Tables	VLR Tables
rtrv-aiqopts	rtrv-gta	rtrv-scr-aftpc	rtrv-vflx-cd	rtrv-appl-rtkey	rtrv-vlr-prof
rtrv-as	rtrv-gtmod	rtrv-scr-blkdpc	rtrv-vflx-opts	rtrv-assoc	rtrv-vlr-roaming
rtrv-atinpopts	rtrv-gtt	rtrv-scr-blkopc	rtrv-vflx-rn	rtrv-ip-card	
rtrv-card	rtrv-gttact	rtrv-scr-cdpa	rtrv-vflx-vmsid	rtrv-ip-host	
rtrv-ctrl-feat	rtrv-gttapath	rtrv-scr-cgpa		rtrv-ip-lnk	
rtrv-dstn	rtrv-gttaset	rtrv-scr-destfld		rtrv-ip-rte	
rtrv-feat	rtrv-gttset	rtrv-scr-dpc		rtrv-na	
rtrv-ip-node	rtrv-gttset	rtrv-scr-opc		rtrv-snmpp-host	
rtrv-ls	rtrv-map	rtrv-scrset		rtrv-snmppopts	
rtrv-measopts	rtrv-tt	rtrv-scr-sio			
rtrv-mtc-measopts		rtrv-scr-tt			
rtrv-rte					
rtrv-sccpopts					
rtrv-sid					
rtrv-slk					
rtrv-ss-appl					
rtrv-stpopts					

 **Note:**

The `rtrv-stp` command does not belong to any particular table class.

- **DB date**
The DB date contains eight characters (*yyyymmdd*) and reflects the date on which the data was last updated.
- **DB time**
The DB time contains four characters (*hhmm*) and reflects the time at which the data was last updated.

Examples

- `dstn_20030510_1550.csv`
This file contains destination point code table data that was last updated on 05/10/2003 at 15:50.
- `scr-blkdpc_20030510_1550.csv`
This file contains blocked destination point code **screening reference** data that was last updated on 05/10/2003 at 15:50.

3

Report Contents

This chapter describes the generic system header that is printed in advance of all reports, as well as the formats used for table data report values.

Generic System Header

The generic system header is printed in advance of all reports. As shown in [Table 3-1](#), the header contains data about the particular STP on which a report was generated, the date, the time, and other identifying information.

Table 3-1 Generic System Header

Field Name	Description	Data
CLLI	The Common Language Location Identifier for the STP.	ASCII Text
SWREL	The software release currently running on the STP.	ASCII Text
DBLEVEL	The number of times the database was updated	ASCII Text
DBDATE	The date on which the last update event occurred.	YYYY-MM-DD
DBTIME	The time at which the last update event occurred.	HH:MM:SS
RPTDATE	The date on which the report was requested.	YYYY-MM-DD
RPTIME	The time at which the report was requested (24-hour clock).	HH:MM:SS
TZ ¹	Time zone of the local system generating the report.	ASCII Text
RPTDATA	The data type of the report being generated.	ASCII Text
NUMENTRIES ²	The number of entries provisioned in the database.	ASCII Text
MAXENTRIES ²	The maximum number of entries that can be provisioned in the database.	ASCII Text
PCNTFULL ²	Percentage of the table that is full.	ASCII Text

Notes:

1. The time zone field displays differently for different OS platforms and depends upon the local machine time. On UNIX, the time zone is displayed in abbreviated form (for example, EST), while on Windows the time zone is not abbreviated (for example, Eastern Standard Time). Also, in some cases, the time zone might be displayed in GMT format, as Java APIs do not always return the time zone in localized format. For example, IST might be displayed as GMT+05:30.
2. The NUMENTRIES, MAXENTRIES, and PCNTFULL fields are not displayed for the `rtrv-stp` command. The `rtrv-stp` command does not generate a report from any particular table and is based on the current system configuration.

Sample System Header

```
"CLLI", "SWREL", "DBLEVEL", "DBDATE", "DBTIME", "RPTDATE", "RPTIME", "TZ", "RPTDATA",  
"NUMENTRIES", "MAXENTRIES", "PCNTFULL" <cr><lf>
```

```
"tekelecstp","EAGLE 31.3.0-53.5.0","1362156","2003-10-02","13:38:15",  
"2003-10-07","15:28:58","Eastern Standard Time","CONTROLLED FEATURE",  
"26","2000","1%"<cr><lf>
```

Table Data Report

Table data output includes ASCII text and integer values. All ASCII text is contained between double quotes, while integer values are unquoted. For example, in [Figure 3-1](#), 893000110 is an integer value and 1000 is ASCII text.

Figure 3-1 Sample Table Data Report

```
"CLLI","SWREL","DBLEVEL","DBDATE","DBTIME","RPTDATE","RPTIME","TZ","RPTDATA",  
"NUMENTRIES","MAXENTRIES","PCNTFULL"<cr><lf>  
"tekelecstp","EAGLE 31.3.0-53.5.0","1362156","2003-10-02","13:38:15",  
"2003-10-07","15:28:58","Eastern Standard Time","CONTROLLED FEATURE",  
"26","2000","1%"<cr><lf>  
  
"FEATNAME","PARTNUM","STATUS","QUANTITY","TRIALTM"<cr><lf>  
"TPS",893000110,"PERM-ON","1000",<cr><lf>  
"ISUP NORMALIZATION",893000110,"OFF",,"<cr><lf>
```


4

MTP Tables

This chapter describes MTP table data reports.

Card (rtrv-card)

The output content for the `rtrv-card` command is shown in [Table 4-1](#).

Table 4-1 Output Content for rtrv-card

Field Name	Description	Data
LOC	Card Location	Integer
TYPE	Card Type	ASCII Text
APPL	Application software running on this card	ASCII Text
DATA	Data type provisioned for this card	ASCII Text
LSET(SLC)-A	Port A linkset name and signal link code	ASCII Text
LSET(SLC)-B	Port B linkset name and signal link code	ASCII Text
LSET(SLC)-A1	Port A1 linkset name and signal link code	ASCII Text
LSET(SLC)-B1	Port B1 linkset name and signal link code	ASCII Text
LSET(SLC)-A2	Port A2 linkset name and signal link code	ASCII Text
LSET(SLC)-B2	Port B2 linkset name and signal link code	ASCII Text
LSET(SLC)-A3	Port A3 linkset name and signal link code	ASCII Text
LSET(SLC)-B3	Port B3 linkset name and signal link code	ASCII Text
LSET(SLC)-A4	Link A4 linkset name and signal link code	ASCII Text
LSET(SLC)-B4	Link B4 linkset name and signal link code	ASCII Text
LSET(SLC)-A5	Link A5 linkset name and signal link code	ASCII Text
LSET(SLC)-B5	Link B5 linkset name and signal link code	ASCII Text
LSET(SLC)-A6	Link A6 linkset name and signal link code	ASCII Text
LSET(SLC)-B6	Link B6 linkset name and signal link code	ASCII Text
LSET(SLC)-A7	Link A7 linkset name and signal link code	ASCII Text
LSET(SLC)-B7	Link B7 linkset name and signal link code	ASCII Text
LSET(SLC)-A8	Link A8 linkset name and signal link code	ASCII Text
LSET(SLC)-B8	Link B8 linkset name and signal link code	ASCII Text
LSET(SLC)-A9	Link A9 linkset name and signal link code	ASCII Text
LSET(SLC)-B9	Link B9 linkset name and signal link code	ASCII Text
LSET(SLC)-A10	Link A10 linkset name and signal link code	ASCII Text
LSET(SLC)-B10	Link B10 linkset name and signal link code	ASCII Text
LSET(SLC)-A11	Link A11 linkset name and signal link code	ASCII Text
LSET(SLC)-B11	Link B11 linkset name and signal link code	ASCII Text
LSET(SLC)-A12	Link A12 linkset name and signal link code	ASCII Text
LSET(SLC)-B12	Link B12 linkset name and signal link code	ASCII Text
LSET(SLC)-A13	Link A13 linkset name and signal link code	ASCII Text
LSET(SLC)-B13	Link B13 linkset name and signal link code	ASCII Text

Table 4-1 (Cont.) Output Content for rtrv-card

Field Name	Description	Data
LSET(SLC)-A14	Link A14 linkset name and signal link code	ASCII Text
LSET(SLC)-B14	Link B14 linkset name and signal link code	ASCII Text
LSET(SLC)-A15	Link A15 linkset name and signal link code	ASCII Text
LSET(SLC)-B15	Link B15 linkset name and signal link code	ASCII Text
LSET(SLC)-A16	Link A16 linkset name and signal link code	ASCII Text
LSET(SLC)-B16	Link B16 linkset name and signal link code	ASCII Text
LSET(SLC)-A17	Link A17 linkset name and signal link code	ASCII Text
LSET(SLC)-B17	Link B17 linkset name and signal link code	ASCII Text
LSET(SLC)-A18	Link A18 linkset name and signal link code	ASCII Text
LSET(SLC)-B18	Link B18 linkset name and signal link code	ASCII Text
LSET(SLC)-A19	Link A19 linkset name and signal link code	ASCII Text
LSET(SLC)-B19	Link B19 linkset name and signal link code	ASCII Text
LSET(SLC)-A20	Link A20 linkset name and signal link code	ASCII Text
LSET(SLC)-B20	Link B20 linkset name and signal link code	ASCII Text
LSET(SLC)-A21	Link A21 linkset name and signal link code	ASCII Text
LSET(SLC)-B21	Link B21 linkset name and signal link code	ASCII Text
LSET(SLC)-A22	Link A22 linkset name and signal link code	ASCII Text
LSET(SLC)-B22	Link B22 linkset name and signal link code	ASCII Text
LSET(SLC)-A23	Link A23 linkset name and signal link code	ASCII Text
LSET(SLC)-B23	Link B23 linkset name and signal link code	ASCII Text
LSET(SLC)-A24	Link A24 linkset name and signal link code	ASCII Text
LSET(SLC)-B24	Link B24 linkset name and signal link code	ASCII Text
LSET(SLC)-A25	Link A25 linkset name and signal link code	ASCII Text
LSET(SLC)-B25	Link B25 linkset name and signal link code	ASCII Text
LSET(SLC)-A26	Link A26 linkset name and signal link code	ASCII Text
LSET(SLC)-B26	Link B26 linkset name and signal link code	ASCII Text
LSET(SLC)-A27	Link A27 linkset name and signal link code	ASCII Text
LSET(SLC)-B27	Link B27 linkset name and signal link code	ASCII Text
LSET(SLC)-A28	Link A28 linkset name and signal link code	ASCII Text
LSET(SLC)-B28	Link B28 linkset name and signal link code	ASCII Text
LSET(SLC)-A29	Link A29 linkset name and signal link code	ASCII Text
LSET(SLC)-B29	Link B29 linkset name and signal link code	ASCII Text
LSET(SLC)-A30	Link A30 linkset name and signal link code	ASCII Text
LSET(SLC)-B30	Link B30 linkset name and signal link code	ASCII Text
LSET(SLC)-A31	Link A31 linkset name and signal link code	ASCII Text
LSET(SLC)-B31	Link B31 linkset name and signal link code	ASCII Text
LSET(SLC)-A32	Link A32 linkset name and signal link code	ASCII Text
LSET(SLC)-B32	Link B32 linkset name and signal link code	ASCII Text
LSET(SLC)-A33	Link A33 linkset name and signal link code	ASCII Text
LSET(SLC)-B33	Link B33 linkset name and signal link code	ASCII Text
LSET(SLC)-A34	Link A34 linkset name and signal link code	ASCII Text
LSET(SLC)-B34	Link B34 linkset name and signal link code	ASCII Text
LSET(SLC)-A35	Link A35 linkset name and signal link code	ASCII Text

Table 4-1 (Cont.) Output Content for rtrv-card

Field Name	Description	Data
LSET(SLC)-B35	Link B35 linkset name and signal link code	ASCII Text
LSET(SLC)-A36	Link A36 linkset name and signal link code	ASCII Text
LSET(SLC)-B36	Link B36 linkset name and signal link code	ASCII Text
LSET(SLC)-A37	Link A37 linkset name and signal link code	ASCII Text
LSET(SLC)-B37	Link B37 linkset name and signal link code	ASCII Text
LSET(SLC)-A38	Link A38 linkset name and signal link code	ASCII Text
LSET(SLC)-B38	Link B38 linkset name and signal link code	ASCII Text
LSET(SLC)-A39	Link A39 linkset name and signal link code	ASCII Text
LSET(SLC)-B39	Link B39 linkset name and signal link code	ASCII Text
LSET(SLC)-A40	Link A40 linkset name and signal link code	ASCII Text
LSET(SLC)-B40	Link B40 linkset name and signal link code	ASCII Text
LSET(SLC)-A41	Link A41 linkset name and signal link code	ASCII Text
LSET(SLC)-B41	Link B41 linkset name and signal link code	ASCII Text
LSET(SLC)-A42	Link A42 linkset name and signal link code	ASCII Text
LSET(SLC)-B42	Link B42 linkset name and signal link code	ASCII Text
LSET(SLC)-A43	Link A43 linkset name and signal link code	ASCII Text
LSET(SLC)-B43	Link B43 linkset name and signal link code	ASCII Text
LSET(SLC)-A44	Link A44 linkset name and signal link code	ASCII Text
LSET(SLC)-B44	Link B44 linkset name and signal link code	ASCII Text
LSET(SLC)-A45	Link A45 linkset name and signal link code	ASCII Text
LSET(SLC)-B45	Link B45 linkset name and signal link code	ASCII Text
LSET(SLC)-A46	Link A46 linkset name and signal link code	ASCII Text
LSET(SLC)-B46	Link B46 linkset name and signal link code	ASCII Text
LSET(SLC)-A47	Link A47 linkset name and signal link code	ASCII Text
LSET(SLC)-B47	Link B47 linkset name and signal link code	ASCII Text
LSET(SLC)-A48	Link A48 linkset name and signal link code	ASCII Text
LSET(SLC)-B48	Link B48 linkset name and signal link code	ASCII Text
LSET(SLC)-A49	Link A49 linkset name and signal link code	ASCII Text
LSET(SLC)-B49	Link B49 linkset name and signal link code	ASCII Text
LSET(SLC)-A50	Link A50 linkset name and signal link code	ASCII Text
LSET(SLC)-B50	Link B50 linkset name and signal link code	ASCII Text
LSET(SLC)-A51	Link A51 linkset name and signal link code	ASCII Text
LSET(SLC)-B51	Link B51 linkset name and signal link code	ASCII Text
LSET(SLC)-A52	Link A52 linkset name and signal link code	ASCII Text
LSET(SLC)-B52	Link B52 linkset name and signal link code	ASCII Text
LSET(SLC)-A53	Link A53 linkset name and signal link code	ASCII Text
LSET(SLC)-B53	Link B53 linkset name and signal link code	ASCII Text
LSET(SLC)-A54	Link A54 linkset name and signal link code	ASCII Text
LSET(SLC)-B54	Link B54 linkset name and signal link code	ASCII Text
LSET(SLC)-A55	Link A55 linkset name and signal link code	ASCII Text
LSET(SLC)-B55	Link B55 linkset name and signal link code	ASCII Text
LSET(SLC)-A56	Link A56 linkset name and signal link code	ASCII Text
LSET(SLC)-B56	Link B56 linkset name and signal link code	ASCII Text

Table 4-1 (Cont.) Output Content for rtrv-card

Field Name	Description	Data
LSET(SLC)-A57	Link A57 linkset name and signal link code	ASCII Text
LSET(SLC)-B57	Link B57 linkset name and signal link code	ASCII Text
LSET(SLC)-A58	Link A58 linkset name and signal link code	ASCII Text
LSET(SLC)-B58	Link B58 linkset name and signal link code	ASCII Text
LSET(SLC)-A59	Link A59 linkset name and signal link code	ASCII Text
LSET(SLC)-B59	Link B59 linkset name and signal link code	ASCII Text
LSET(SLC)-A60	Link A60 linkset name and signal link code	ASCII Text
LSET(SLC)-B60	Link B60 linkset name and signal link code	ASCII Text
LSET(SLC)-A61	Link A61 linkset name and signal link code	ASCII Text
LSET(SLC)-B62	Link B61 linkset name and signal link code	ASCII Text
LSET(SLC)-A62	Link A62 linkset name and signal link code	ASCII Text
LSET(SLC)-B62	Link B62 linkset name and signal link code	ASCII Text
LSET(SLC)-A63	Link A63 linkset name and signal link code	ASCII Text
LSET(SLC)-B63	Link B63 linkset name and signal link code	ASCII Text

All entries do not have exactly the same number of data fields; the number of data fields is related to card type and application. For most card type and application combinations, the number of data fields is five, except as shown in [Table 4-2](#).

Table 4-2 Exceptions to Number of Data Fields per Card Type

Card Type	Application	Number of Data Fields
E5-MCAP	OAM	3
DCM	IPLIM/IPLIMI	11
LIMT1	SS7ANSI/CCS7ITU	Determined by the HC-MIM SLK Capacity feature quantity key (see note below)
LIME1	SS7ANSI/CCS7ITU	Determined by the HC-MIM SLK Capacity feature quantity key (see note below)

 **Note:**

The csv output of the `rtrv-card` command might differ from the EAGLE output. For LIME1 and LIMT1 cards, the number of links displayed is determined by the HC-MIM SLK Capacity feature quantity key as follows:

- If the HC-MIM SLK Capacity feature 64 quantity key is enabled, a LIME1/T1 card will show link data for A through B31.

Example output file name: `card_20031002_1338.csv`

Abbreviated example output file format:

```
"CLLI", "SWREL", "DBLEVEL", "DBDATE", "DBTIME", "RPTDATE", "RPTIME", "TZ", "RPTDATA", "NUM
ENTRIES", "MAXENTRIES", "PCNTFULL"
```

```
"tk1c1090201", "EAGLE"
```

46.5.0.0.0-70.32.0", "1579", "2017-05-17", "01:24:04", "2017-05-17", "01:07:49", "EST",
"CARD", "15", "256", "6%"

"LOC", "TYPE", "APPL", "DATA", "LSET(SLC)-A", "LSET(SLC)-B", "LSET(SLC)-A1", "LSET(SLC)-
B1", "LSET(SLC)-A2", "LSET(SLC)-B2", "LSET(SLC)-A3", "LSET(SLC)-B3", "LSET(SLC)-
A4", "LSET(SLC)-B4", "LSET(SLC)-A5", "LSET(SLC)-B5", "LSET(SLC)-A6", "LSET(SLC)-
B6", "LSET(SLC)-A7", "LSET(SLC)-B7", "LSET(SLC)-A8", "LSET(SLC)-B8", "LSET(SLC)-
A9", "LSET(SLC)-B9", "LSET(SLC)-A10", "LSET(SLC)-B10", "LSET(SLC)-A11", "LSET(SLC)-
B11", "LSET(SLC)-A12", "LSET(SLC)-B12", "LSET(SLC)-A13", "LSET(SLC)-B13", "LSET(SLC)-
A14", "LSET(SLC)-B14", "LSET(SLC)-A15", "LSET(SLC)-B15", "LSET(SLC)-A16", "LSET(SLC)-
B16", "LSET(SLC)-A17", "LSET(SLC)-B17", "LSET(SLC)-A18", "LSET(SLC)-B18", "LSET(SLC)-
A19", "LSET(SLC)-B19", "LSET(SLC)-A20", "LSET(SLC)-B20", "LSET(SLC)-A21", "LSET(SLC)-
B21", "LSET(SLC)-A22", "LSET(SLC)-B22", "LSET(SLC)-A23", "LSET(SLC)-B23", "LSET(SLC)-
A24", "LSET(SLC)-B24", "LSET(SLC)-A25", "LSET(SLC)-B25", "LSET(SLC)-A26", "LSET(SLC)-
B26", "LSET(SLC)-A27", "LSET(SLC)-B27", "LSET(SLC)-A28", "LSET(SLC)-B28", "LSET(SLC)-
A29", "LSET(SLC)-B29", "LSET(SLC)-A30", "LSET(SLC)-B30", "LSET(SLC)-A31", "LSET(SLC)-
B31", "LSET(SLC)-A32", "LSET(SLC)-B32", "LSET(SLC)-A33", "LSET(SLC)-B33", "LSET(SLC)-
A34", "LSET(SLC)-B34", "LSET(SLC)-A35", "LSET(SLC)-B35", "LSET(SLC)-A36", "LSET(SLC)-
B36", "LSET(SLC)-A37", "LSET(SLC)-B37", "LSET(SLC)-A38", "LSET(SLC)-B38", "LSET(SLC)-
A39", "LSET(SLC)-B39", "LSET(SLC)-A40", "LSET(SLC)-B40", "LSET(SLC)-A41", "LSET(SLC)-
B41", "LSET(SLC)-A42", "LSET(SLC)-B42", "LSET(SLC)-A43", "LSET(SLC)-B43", "LSET(SLC)-
A44", "LSET(SLC)-B44", "LSET(SLC)-A45", "LSET(SLC)-B45", "LSET(SLC)-A46", "LSET(SLC)-
B46", "LSET(SLC)-A47", "LSET(SLC)-B47", "LSET(SLC)-A48", "LSET(SLC)-B48", "LSET(SLC)-
A49", "LSET(SLC)-B49", "LSET(SLC)-A50", "LSET(SLC)-B50", "LSET(SLC)-A51", "LSET(SLC)-
B51", "LSET(SLC)-A52", "LSET(SLC)-B52", "LSET(SLC)-A53", "LSET(SLC)-B53", "LSET(SLC)-
A54", "LSET(SLC)-B54", "LSET(SLC)-A55", "LSET(SLC)-B55", "LSET(SLC)-A56", "LSET(SLC)-
B56", "LSET(SLC)-A57", "LSET(SLC)-B57", "LSET(SLC)-A58", "LSET(SLC)-B58", "LSET(SLC)-
A59", "LSET(SLC)-B59", "LSET(SLC)-A60", "LSET(SLC)-B60", "LSET(SLC)-A61", "LSET(SLC)-
B61", "LSET(SLC)-A62", "LSET(SLC)-B62", "LSET(SLC)-A63", "LSET(SLC)-B63"

1101, "DCM", "IPLIMI", "ls1101 (0)",,,,,,,,,,,,,,

1103, "DCM", "IPGWI", "ls1103 (0)",

1104, "IPSM", "IPS",,,

1106, "ENETB", "IPSG", "GTT", gttlsn0b

(0),,,,,,,,,,,,,,,,,,,,,,,,,,,,,,,,,,,,,,

1107, "SLIC", "IPSG", "NOSCCP", "ls1107a00 (0)", "ls1107a04 (0)", "ls1107a00
(1)", "ls1107a04 (1)", "ls1107a00 (2)", "ls1107a04 (2)", "ls1107a00
(3)", "ls1107a04 (3)", "ls1107a00 (4)", "ls1107a04 (4)", "ls1107a00
(5)", "ls1107a04 (5)", "ls1107a00 (6)", "ls1107a04 (6)", "ls1107a00
(7)", "ls1107a04 (7)", "ls1107a00 (8)", "ls1107a04 (8)", "ls1107a00
(9)", "ls1107a04 (9)", "ls1107a00 (10)", "ls1107a04 (10)", "ls1107a00
(11)", "ls1107a04 (11)", "ls1107a00 (12)", "ls1107a04 (12)", "ls1107a00
(13)", "ls1107a04 (13)", "ls1107a00 (14)", "ls1107a04 (14)", "ls1107a00
(15)", "ls1107a04 (15)", "ls1107a01 (0)", "ls1107a05 (0)", "ls1107a01
(1)", "ls1107a05 (1)", "ls1107a01 (2)", "ls1107a05 (2)", "ls1107a01
(3)", "ls1107a05 (3)", "ls1107a01 (4)", "ls1107a05 (4)", "ls1107a01
(5)", "ls1107a05 (5)", "ls1107a01 (6)", "ls1107a05 (6)", "ls1107a01
(7)", "ls1107a05 (7)", "ls1107a01 (8)", "ls1107a05 (8)", "ls1107a01
(9)", "ls1107a05 (9)", "ls1107a01 (10)", "ls1107a05 (10)", "ls1107a01
(11)", "ls1107a05 (11)", "ls1107a01 (12)", "ls1107a05 (12)", "ls1107a01
(13)", "ls1107a05 (13)", "ls1107a01 (14)", "ls1107a05 (14)", "ls1107a01
(15)", "ls1107a05 (15)", "ls1107a02 (0)", "ls1107a06 (0)", "ls1107a02
(1)", "ls1107a06 (1)", "ls1107a02 (2)", "ls1107a06 (2)", "ls1107a02
(3)", "ls1107a06 (3)", "ls1107a02 (4)", "ls1107a06 (4)", "ls1107a02
(5)", "ls1107a06 (5)", "ls1107a02 (6)", "ls1107a06 (6)", "ls1107a02
(7)", "ls1107a06 (7)", "ls1107a02 (8)", "ls1107a06 (8)", "ls1107a02
(9)", "ls1107a06 (9)", "ls1107a02 (10)", "ls1107a06 (10)", "ls1107a02
(11)", "ls1107a06 (11)", "ls1107a02 (12)", "ls1107a06 (12)", "ls1107a02
(13)", "ls1107a06 (13)", "ls1107a02 (14)", "ls1107a06 (14)", "ls1107a02
(15)", "ls1107a06 (15)", "ls1107a03 (0)", "ls1107a07 (0)", "ls1107a03

```

(1)","ls1107a07 (1)","ls1107a03 (2)","ls1107a07 (2)","ls1107a03
(3)","ls1107a07 (3)","ls1107a03 (4)","ls1107a07 (4)","ls1107a03
(5)","ls1107a07 (5)","ls1107a03 (6)","ls1107a07 (6)","ls1107a03
(7)","ls1107a07 (7)","ls1107a03 (8)","ls1107a07 (8)","ls1107a03
(9)","ls1107a07 (9)","ls1107a03 (10)","ls1107a07 (10)","ls1107a03
(11)","ls1107a07 (11)","ls1107a03 (12)","ls1107a07 (12)","ls1107a03
(13)","ls1107a07 (13)","ls1107a03 (14)","ls1107a07 (14)","ls1107a03
(15)","ls1107a07 (15)"
1108,"SLIC","IPSG","NOSCCP","ls1108i00 (0)","ls1108i04 (0)","ls1108i00
(1)","ls1108i04 (1)","ls1108i00 (2)","ls1108i04 (2)","ls1108i00
(3)","ls1108i04 (3)","ls1108i00 (4)","ls1108i04 (4)","ls1108i00
(5)","ls1108i04 (5)","ls1108i00 (6)","ls1108i04 (6)","ls1108i00
(7)","ls1108i04 (7)","ls1108i00 (8)","ls1108i04 (8)","ls1108i00
(9)","ls1108i04 (9)","ls1108i00 (10)","ls1108i04 (10)","ls1108i00
(11)","ls1108i04 (11)","ls1108i00 (12)","ls1108i04 (12)","ls1108i00
(13)","ls1108i04 (13)","ls1108i00 (14)","ls1108i04 (14)","ls1108i00
(15)","ls1108i04 (15)","ls1108i01 (0)","ls1108i05 (0)","ls1108i01
(1)","ls1108i05 (1)","ls1108i01 (2)","ls1108i05 (2)","ls1108i01
(3)","ls1108i05 (3)","ls1108i01 (4)","ls1108i05 (4)","ls1108i01
(5)","ls1108i05 (5)","ls1108i01 (6)","ls1108i05 (6)","ls1108i01
(7)","ls1108i05 (7)","ls1108i01 (8)","ls1108i05 (8)","ls1108i01
(9)","ls1108i05 (9)","ls1108i01 (10)","ls1108i05 (10)","ls1108i01
(11)","ls1108i05 (11)","ls1108i01 (12)","ls1108i05 (12)","ls1108i01
(13)","ls1108i05 (13)","ls1108i01 (14)","ls1108i05 (14)","ls1108i01
(15)","ls1108i05 (15)","ls1108i02 (0)","ls1108i06 (0)","ls1108i02
(1)","ls1108i06 (1)","ls1108i02 (2)","ls1108i06 (2)","ls1108i02
(3)","ls1108i06 (3)","ls1108i02 (4)","ls1108i06 (4)","ls1108i02
(5)","ls1108i06 (5)","ls1108i02 (6)","ls1108i06 (6)","ls1108i02
(7)","ls1108i06 (7)","ls1108i02 (8)","ls1108i06 (8)","ls1108i02
(9)","ls1108i06 (9)","ls1108i02 (10)","ls1108i06 (10)","ls1108i02
(11)","ls1108i06 (11)","ls1108i02 (12)","ls1108i06 (12)","ls1108i02
(13)","ls1108i06 (13)","ls1108i02 (14)","ls1108i06 (14)","ls1108i02
(15)","ls1108i06 (15)","ls1108i03 (0)","ls1108i07 (0)","ls1108i03
(1)","ls1108i07 (1)","ls1108i03 (2)","ls1108i07 (2)","ls1108i03
(3)","ls1108i07 (3)","ls1108i03 (4)","ls1108i07 (4)","ls1108i03
(5)","ls1108i07 (5)","ls1108i03 (6)","ls1108i07 (6)","ls1108i03
(7)","ls1108i07 (7)","ls1108i03 (8)","ls1108i07 (8)","ls1108i03
(9)","ls1108i07 (9)","ls1108i03 (10)","ls1108i07 (10)","ls1108i03
(11)","ls1108i07 (11)","ls1108i03 (12)","ls1108i07 (12)","ls1108i03
(13)","ls1108i07 (13)","ls1108i03 (14)","ls1108i07 (14)","ls1108i03
(15)","ls1108i07 (15)"
1113,"E5MCAP","OAM"
1114,"TDM-A",""
1115,"E5MCAP","OAM"
1116,"TDM-B",""
1117,"MDAL",""
1201,"DSM","VSCCP",
1211,"MCPM","MCP",,,
1217,"DSM","VSCCP",

```

Maximum File Size

Assuming that the maximum number of cards equipped in system is 255:

- HC-MIM SLK Capacity feature not enabled:
250 (System header) + 268 (Report header) + 312 X 255 cards (Report data) = 80,078 bytes
- HC-MIM SLK Capacity feature 24 quantity key enabled:

250 (System header) + 396 (Report header) + 464 X 255 cards (Report data) = 118,966 bytes

- HC-MIM SLK Capacity feature 32 quantity key enabled:

250 (System header) + 524 (Report header) + 616 X 255 cards (Report data) = 157,854 bytes

- HC-MIM SLK Capacity feature 40 quantity key enabled:

250 (System header) + 652 (Report header) + 768 X 255 cards (Report data) = 196,742 bytes

- HC-MIM SLK Capacity feature 48 quantity key enabled:

250 (System header) + 780 (Report header) + 920 X 255 cards (Report data) = 235,630 bytes

- HC-MIM SLK Capacity feature 56 quantity key enabled:

250 (System header) + 908 (Report header) + 1072 X 255 cards (Report data) = 274,518 bytes

- HC-MIM SLK Capacity feature 64 quantity key enabled:

250 (System header) + 1036 (Report header) + 1224 X 255 cards (Report data) = 313,406 bytes

Site ID (rtrv-sid)

The output content for `rtrv-sid` lists the self-identity destination point code (**DPC**), CLLI, and capability point codes associated with the STP in its active database.

Table 4-3 Output Content for rtrv-sid

Field Name	Description	Data
PCA	ANSI Point Code	ASCII Text
PCI	ITU-International Point Code	ASCII Text
PCN	ITU-National Point Code	ASCII Text
PCN24	ITU-National 24 bit Point Code	ASCII Text
PCN16	ITU-National 16 bit Point Code	ASCII Text
PCI-S	ITU-International Spare Point Code	ASCII Text
PCN-S	ITU-National Spare Point Code	ASCII Text
CLLI	Common Language Location Identifier	ASCII Text
PCTYPE	Point Code Type	ASCII Text
CPC(STP)	Capability Point Code for STP	ASCII Text
CPC(LNP)	Capability Point Code for LNP	ASCII Text
CPC(INP)	Capability Point Code for INP	ASCII Text
CPC(EIR)	Capability Point Code for EIR	ASCII Text
CPC(GFLEX)	Capability Point Code for GFLEX	ASCII Text
CPC(GPORT)	Capability Point Code for GPORT	ASCII Text
CPC(MNP)	Capability Point Code for MNP	ASCII Text
CPC(VFLEX)	Capability Point Code for VFLEX	ASCII Text
CPC(ATINPQ)	Capability Point Code for ATINP	ASCII Text

Example output file: sid_20031002_1338.csv

Abbreviated example output file format:

```
"CLLI", "SWREL", "DBLEVEL", "DBDATE", "DBTIME", "RPTDATE", "RPTIME", "TZ", "RPTDATA", "NUM
ENTRIES", "MAXENTRIES", "PCNTFULL"<cr><lf>
"tekelecstp", "EAGLE 41.0.0-62.27.0", "1362156", "2009-05-19", "13:38:15",
"2009-05-19", "15:49:16", "Eastern Standard Time", "SITE ID", "1", "1", "100%"<cr><lf>

"PCA", "PCI", "PCN", "PCN24", "PCI-S", "PCN-S", "CLLI", "PCTYPE", "CPC (STP)", "CPC
(LNP)", "CPC (INP)", "CPC (EIR)", "CPC (GFLEX)", "CPC (GPORT)", "CPC (VFLEX)", "CPC
(ATINPQ)"<cr><lf>
" 008-060-008", "-----", "-----", "-----", " s-1-001-2", "
s-00100", "e1110501", "ANSI", " 008-060-001 100-100-100 ", " 008-060-000
008-060-002 ", " ", " 123", " 2-101-1 s-2-101-1 102", " 2-201-1 s-2-202-1
s-2-301-1 203 s-203"<cr><lf>
```

J7 Point code Support Example: sid_20020304_2041.csv

```
"CLLI", "SWREL", "DBLEVEL", "DBDATE", "DBTIME", "RPTDATE", "RPTIME", "TZ", "RPTDATA", "NUM
ENTRIES", "MAXENTRIES", "PCNTFULL"
"eagle3", "EAGLE 45.1.0-64.75.0", "273", "2002-03-04", "20:41:11", "2013-09-25",
"15:04:13", "India Standard Time", "SITE ID", "1", "1", "100%"

"PCA", "PCI", "PCN", "PCN24", "PCN16", "PCI-S", "PCN-S", "CLLI", "PCTYPE", "CPC
(STP)", "CPC (LNP)", "CPC (INP)", "CPC (EIR)", "CPC (GFLEX)", "CPC (GPORT)", "CPC
(VFLEX)", "CPC (ATINPQ)"
"-----", " 1-001-0", " 12345", "-----", " 001-14-00", "
s-2-003-4", " s-12343", "eagle3", "OTHER", " 1-002-3 13245 008-08-08
", " ", " ", " ", " ", " ", " ", " "
```

Maximum File Size

System header + Report header + Report data
250 + 170 + 500 = 920 bytes

Feature (rtrv-feat)

The output content for `rtrv-feat` lists the features provisioned in the EAGLE system.

Table 4-4 Output Content for rtrv-feat

Field Name	Description	Data
FEATNAME	Feature Name	ASCII Text
STATUS	Status, can be either ON or OFF	ASCII Text

Example output file name: feat_20020505_1550.csv

Abbreviated example output file format:

```
"CLLI", "SWREL", "DBLEVEL", "DBDATE", "DBTIME", "RPTDATE", "RPTIME", "TZ", "RPTDATA", "NUM
ENTRIES", "MAXENTRIES", "PCNTFULL"<cr><lf>
"tekelecstp", "EAGLE 38.0.0-60.3.0", "820", " 2007-08-07", "15:50:04", " 2007-08-07",
"10:50:37", "EASTERN STANDARD TIME", "SYSTEM FEATURE", 26, 26, "100%"<cr><lf>
<cr><lf>
"FEATNAME", "STATUS"<cr><lf>
```



```
"GTT", "ON" <cr><lf>
"GWS", "OFF" <cr><lf>
"NRT", "OFF" <cr><lf>
  "LAN", "OFF" <cr><lf>
"CRMD", "OFF" <cr><lf>
  "LFS", "OFF" <cr><lf>
"MTPRS", "OFF" <cr><lf>
"FAN", "OFF" <cr><lf>
"DSTN5000", "OFF" <cr><lf>
"WNP", "OFF" <cr><lf>
"CNCF", "OFF" <cr><lf>
"TLNP", "OFF" <cr><lf>
"SCCPCNV", "OFF" <cr><lf>
"TCAPCNV", "OFF" <cr><lf>
"IPISUP", "OFF" <cr><lf>
  "PLNP", "OFF" <cr><lf>
"NCR", "OFF" <cr><lf>
"ITUMTPRS", "OFF" <cr><lf>
"SLSOCB", "OFF" <cr><lf>
"EGTT", "OFF" <cr><lf>
"VGTT", "OFF" <cr><lf>
  "MPC", "OFF" <cr><lf>
"ITUDUPPC", "OFF" <cr><lf>
"MEASPLAT", "OFF" <cr><lf>
"TSCSYNC", "OFF" <cr><lf>
"E5IS", "OFF" <cr><lf>
```

Maximum File Size

System header + Report header + Report data
250 + 19 + 20 x 26 features = 789 bytes

Controlled Feature (rtrv-ctrl-feat)

The output content for `rtrv-ctrl-feat` lists the controlled features provisioned in the EAGLE system.

Table 4-5 Output content for rtrv-ctrl-feat

Field Name	Description	Data
FEATNAME	Feature name	ASCII Text
PARTNUM	Part number for the feature	Integer
STATUS	Status, can be one of the following: OFF, PERM-ON, TEMP-ON, EXPIRED	ASCII Text
QUANTITY	Quantity enabled for a quantity feature	ASCII Text
TRIALTM	Trial period of time remaining as calculated by the difference between the report time and the time stored in <code>ctrlfeat.tbl</code>	ASCII Text

Example output file name: ctrl-feat_20031002_1338.csv

Abbreviated example output file format:

```
"CLLI", "SWREL", "DBLEVEL", "DBDATE", "DBTIME", "RPTDATE", "RPTIME", "TZ", "RPTDATA", "NUM
ENTRIES", "MAXENTRIES", "PCNTFULL" <cr><lf>
"tekelecstp", "EAGLE
38.0.0-60.3.0", "1362156", "2003-10-02", "13:38:15", "2007-11-07",
"15:28:58", "Eastern Standard Time", "CONTROLLED FEATURE", "26", "2000", "1%" <cr><lf>
```

```
"FEATNAME", "PARTNUM", "STATUS", "QUANTITY", "TRIALTM"<cr><lf>
"TPS", 893000110, "PERM-ON", "1000", ""<cr><lf>
"ISUP NORMALIZATION", 893000110, "OFF", ""<cr><lf>
"LNP SHORT MESSAGE SERVICE", 893006601, "TEMP-ON", "20 DAYS 20 HRS 43 MINS"<cr><lf>
```

J7 Point code Support Example: ctrl-feat_20020304_2041.csv

```
"CLLI", "SWREL", "DBLEVEL", "DBDATE", "DBTIME", "RPTDATE", "RPTIME", "TZ", "RPTDATA", "NUM
ENTRIES", "MAXENTRIES", "PCNTFULL"
"eagle3", "EAGLE 45.1.0-64.75.0", "273", "2002-03-04", "20:41:11", "2013-09-25",
"15:47:08", "India Standard Time", "CONTROLLED FEATURE", "9", "2000", "1%"

"J7 support", 893040801, "perm-on", "", ""
```

Maximum File Size

System header + Report header + Report data
250 + 50 + 2000 x 117 controlled features = 234,300 bytes



Note:

The maximum file size depends upon the number of controlled features supported in a particular release. Thus, whenever the number of controlled features increases/ decreases in a specific release, this calculation must be updated.

Destination Point Code (rtrv-dstn)

The output content for `rtrv-dstn` lists all destination point code entries in the destination point code table.

Table 4-6 Output Content for rtrv-dstn

Field Name	Description	Data
DPC	Destination Point Code	ASCII Text
NTWK_DPC	Network type of DPC	ASCII Text
ALIAS PC1	Alias Point Code 1	ASCII Text
NTWK_ALIAS1	Network type of Alias Point Code 1	ASCII Text
ALIAS PC2	Alias Point Code 2	ASCII Text
NTWK_ALIAS2	Network type of Alias Point Code	ASCII Text
CLLI	The Common Language Location Identifier for the STP	ASCII Text
BEI	Broadcast Exception Indicator	ASCII Text
ELEI	Exception List Exclusion Indicator	ASCII Text
DOMAIN	The network in which the destination entity or node exists	ASCII Text
SPC/PPC	Secondary Point Code/ Proxy Point Code	ASCII Text
NCAI	Nested Cluster Allow Indicator	ASCII Text
PRX	Proxy Point Code Indicator	ASCII Text
CNT	The count of proxy linksets using this Proxy Point Code	Integer
RCAUSE	Release cause	Integer
NPRST	NM bits reset	ASCII Text

Table 4-6 (Cont.) Output Content for rtrv-dstn

Field Name	Description	Data
SPLITIAM	Maximum number of CdPN digits allowed in the IAM message before splitting occurs	Integer
HMSMSC	Home SMSC	ASCII Text
HMSCP	Home SCP	ASCII Text
SCCPMSGCNV	SCCP UDT(S)/XUDT(S) Message Conversion Indicator. This parameter specifies the kind of conversion performed on messages for this destination.	ASCII Text

Example output file name: dstn_20031002_1338.csv

Abbreviated example output file format:

```
"CLLI", "SWREL", "DBLEVEL", "DBDATE", "DBTIME", "RPTDATE", "RPTIME", "TZ", "RPTDATA", "NUM
ENTRIES", "MAXENTRIES", "PCNTFULL" <cr><lf>
"tekelecstp", "", "129", "2009-08-27", "15:13:01", "2009-08-27", "15:13:30", "India
Standard Time", "DESTINATION POINT CODE", "19", "2000", "1%" <cr><lf>

"DPC", "NTWK_DPC", "ALIAS_PC1", "NTWK_ALIASE1", "ALIAS
PC2", "NTWK_ALIASE2", "CLLI", "BEI", "ELEI", "DOMAIN", "SPC/
PPC", "NCAI", "PRX", "CNT", "RCAUSE",
"NPRST", "SPLITIAM", "HMSMSC", "HMSCP", "SCCPMSGCNV" <cr><lf>
" 001-001-001", "ANSI", "-----", "-----", "-----", "-----",
"-----", "no", "----", "SS7", "-----", "-----",
", "no", "none", "off", "none", "no", "no", "none" <cr><lf>
" 002-002-002", "ANSI", "-----", "-----", "-----", "-----",
"-----", "no", "----", "SS7", "-----", "-----",
", "no", "none", "off", "none", "no", "no", "none" <cr><lf>
" 007-007-007", "ANSI", "-----", "-----", "-----", "-----",
"-----", "no", "----", "SS7", "-----", "-----",
", "no", "none", "off", "none", "no", "no", "xudt2udt" <cr><lf>
" 003-003-003", "ANSI", "-----", "-----", "-----", "-----",
"-----", "no", "----", "SS7", "-----", "-----",
", "no", "none", "off", "none", "no", "no", "none" <cr><lf>
" 004-004-004", "ANSI", "-----", "-----", "-----", "-----",
"-----", "no", "----", "SS7", "-----", "-----",
", "no", "none", "off", "none", "no", "no", "sxudt2udt" <cr><lf>
" 002-001-003", "ANSI", "-----", "-----", "-----", "-----",
"-----", "no", "----", "SS7", "-----", "-----",
", "no", "none", "off", "none", "no", "no", "none" <cr><lf>
" 002-001-005", "ANSI", "-----", "-----", "-----", "-----",
"-----", "no", "----", "SS7", "-----", "-----",
", "no", "none", "off", "none", "no", "no", "udt2xudt" <cr><lf>
" 003-003-002", "ANSI", "-----", "-----", "-----", "-----",
"-----", "no", "----", "SS7", "-----", "-----", "yes",
0, "none", "off", "none", "no", "no", "udt2xudt" <cr><lf>
" 008-004-004", "ANSI", "-----", "-----", "-----", "-----",
"-----", "no", "----", "SS7", "-----", "-----",
", "no", "none", "off", "none", "no", "no", "none" <cr><lf>
" 001-001-003", "ANSI", "-----", "-----", "-----", "-----",
"-----", "no", "----", "SS7", "-----", "-----",
", "no", "none", "off", "none", "no", "no", "none" <cr><lf>
" 001-001-004", "ANSI", "-----", "-----", "-----", "-----",
"-----", "no", "----", "SS7", "-----", "-----",
", "no", "none", "off", "none", "no", "no", "none" <cr><lf>
" 5-005-5", "ITUI", "-----", "-----", "-----", "-----",
```

```

-----", "no", "----", "SS7", " ----- ", "----
", "no", , "none", "off", "none", "no", "no", "udt2xudt"<cr><lf>
" 6-006-6", "ITUI", "-----", "-----", "-----", "-----",
-----", "no", "----", "SS7", " ----- ", "----
", "no", , "none", "off", "none", "no", "no", "xudt2udt"<cr><lf>
" 2-001-4", "ITUI", "-----", "-----", "-----", "-----",
-----", "no", "----", "SS7", " ----- ", "----
", "no", , "none", "off", "none", "no", "no", "none"<cr><lf>
" 2-001-6", "ITUI", "-----", "-----", "-----", "-----",
-----", "no", "----", "SS7", " ----- ", "----
", "no", , "none", "off", "none", "no", "no", "none"<cr><lf>
" 2-001-7", "ITUI", "-----", "-----", "-----", "-----",
-----", "no", "----", "SS7", " ----- ", "----
", "no", , "none", "off", "none", "no", "no", "udt2xudt"<cr><lf>
" 3-003-2", "ITUI", " 003-003-004", "ANSI", "-----", "-----", "-----
", "no", "----", "SS7", " ----- ", "----", "no", , "none", "off", "none",
"no", "no", "xudt2udt"<cr><lf>
" 015-020-001", "ITUN24", "-----", "-----", "-----", "-----",
-----", "no", "----", "SS7", " ----- ", "----
", "no", , "none", "off", "none", "no", "no", "none"<cr><lf>
" 015-100-010", "ITUN24", "-----", "-----", "-----", "-----",
-----", "no", "----", "SS7", " ----- ", "----
", "no", , "none", "off", "none", "no", "no", "sxudt2udt"<cr><lf>

```

J7 Point Code Support Example: dstn_20020304_2041.csv

```

"CLLI", "SWREL", "DBLEVEL", "DBDATE", "DBTIME", "RPTDATE", "RPTIME", "TZ", "RPTDATA", "NUM
ENTRIES", "MAXENTRIES", "PCNTFULL"
"eagle3", "EAGLE 45.1.0-64.75.0", "273", "2002-03-04", "20:41:11", "2013-09-25",
"15:04:13", "India Standard Time", "DESTINATION POINT CODE", "11", "2000", "1%"

```

```

"DPC", "NTWK_DPC", "ALIAS_PC1", "NTWK_ALIAS1", "ALIAS
PC2", "NTWK_ALIAS2", "CLLI", "BEI", "ELEI", "DOMAIN", "SPC/
PPC", "NCAI", "PRX", "CNT", "RCAUSE", "NPRST", "SPLITIAM", "HMSMSC", "HMSCP", "SCCPMSGCNV"

```

```

" 2-002-2", "ITUI", " 001-04-06", "ITUN16", "
12321", "ITUN", "-----", "no", "----", "SS7", " -----
", "----", , "none", "off", "none", "no", "no", " none "
" 007-14-00", "ITUN16", "-----", "-----", "-----",
"-----", "-----", "no", "----", "SS7", " -----
", "----", , "none", "off", "none", "no", "no", " none "

```

Maximum File Size

For a report of 2000 destination point codes:

```

System header + Report header + Report data
250 + 184 + 198 x 2000 = 396,434 bytes

```

For a report of 5000 destination point codes:

```

System header + Report header + Report data
250 + 184 + 198 x 5000 = 990,434 bytes

```

For a report of 6000 destination point codes:

```

System header + Report header + Report data
250 + 184 + 198 x 6000 = 1,188,434 bytes

```

For a report of 8000 destination point codes:

System header + Report header + Report data
250 + 184 + 198 x 8000 = 1,584,434 bytes

For a report of 10000 destination point codes:

System header + Report header + Report data
250 + 184 + 198 x 10,000 = 1,980,434 bytes

Signaling Link (rtrv-slk)

The output content for `rtrv-slk` lists all link information for LSL and ATM signaling links.

Table 4-7 Output content for rtrv-slk

Field Name	Description	Data
LOC	The location of the card containing the signaling link	Integer
LINK	The port on the card containing the signaling link	ASCII Text
LSN	Link set name	ASCII Text
SLC	The signaling link code	Integer
TYPE	The type of the card	ASCII Text
IPLIML2	IPLIMx level 2 stack	ASCII Text
ANAME	Association name	ASCII Text
SLKTPS	TPS of a signaling link in an IPSG link set.	Integer
L2TSET	Level 2 timer set	Integer
LPSET	ATM link parameter set identifier	Integer
BPS	The transmission rate of the signaling link in bits per second	Integer
ECM	The basic of PC for transmission	ASCII Text
PCRN1	The MSU number	ASCII Text
PCRN2	The octet number	ASCII Text
ATMTSEL	ATM timing selector	ASCII Text
VCI	ATM virtual channel identifier	Integer
VPI	ATM virtual path identifier	Integer
LL	ATM line length	Integer
E1ATMCRC4	CRC4 multi frame structure enabling status	ASCII Text
E1ATMSI	Spare international NFAS	Integer
E1ATMSN	Spare national NFAS	Integer
E1/T1LOC	E1 or T1 card location (differentiated by TYPE)	ASCII Text
E1/T1/J1PORT	E1, T1 or J1 port number (differentiated by TYPE)	Integer
TS	Time slot	Integer

Example output file: slk_20031107_1418.csv

Abbreviated example output file format:

```
"CLLI", "SWREL", "DBLEVEL", "DBDATE", "DBTIME", "RPTDATE", "RPTIME", "TZ", "RPTDATA", "NUM
ENTRIES", "MAXENTRIES", "PCNTFULL"<cr><lf>
"tekelecstp", "EAGLE 41.1.0-62.45.0", "147", "2006-14-08", "19:05:23", "2009-09-04",
"15:39:10", "CST", "SIGNALING LINK", "8", "1200", "1%"<cr><lf>

"LOC", "LINK", "LSN", "SLC", "TYPE", "IPLIML2", "ANAME", "SLKTPS", "L2TSET", "LPSET", "BPS",
"ECM",
"PCRN1", "PCRN2", "ATMTSEL", "VCI", "VPI", "LL", "E1ATMCRC4", "E1ATMSI", "E1ATMSN", "E1/
```


Table 4-8 (Cont.) Output Content for rtrv-ls

Field Name	Description	Data
GWSA	Gateway Screening Action	ASCII Text
GWSM	Gateway Screening Mode	ASCII Text
GWSD	Gateway Screening MSU Discard Mode	ASCII Text
SLSCI	5-to-8 Bit SLS Conversion Indicator	ASCII Text
NIS	Network Indicator Spare	ASCII Text
SPC/PPC	Secondary Point Code/ Proxy Point Code	ASCII Text
CLLI	Far end Common Language Location Identifier	ASCII Text
TFATCABMLQ	Minimum number of links in the given linkset that must be available to user-part messages traffic in order for the STP to consider the first-choice ordered routes using that linkset as allowed rather than restricted	Integer
MTPRSE	Shows whether the adjacent mode is equipped with MTP restart	ASCII Text
ASL8	Shows whether the adjacent node is sending MSUs with 8-bit SLSs.	ASCII Text
GSMSCRN	GSM Map Screening Allowed	ASCII Text
CHGMTP3OPC	MTP3 OPC to SPC conversion allowed	ASCII Text
SLSOCBIT	Other CIC bit	Integer
SLSRSB	Rotated SLS Bit	Integer
RANDSLS	Per-Linkset Random SLS value	ASCII Text
MULTGC	Multiple Group Code allowed	ASCII Text
ITUTFR	Shows whether the ITU TFR procedure indicator is turned on or off	ASCII Text
ICNIMAP	The NI Mapping value for the incoming MSUs associated with the LinkSet.	ASCII Text
OGNIMAP	The NI Mapping value for the outgoing MSUs associated with the LinkSet.	ASCII Text
ISLSRSB	Incoming SLS Bits Rotation	Integer
RSLS8	Shows whether 5 or 8 bits SLS value should be considered for Incoming SLS Bit Rotation.	ASCII Text
IPSG	IP signaling gateway adjacent point code	ASCII Text
IPGWAPC	Shows whether the adjacent point code is an IP gateway adjacent point code	ASCII Text
MATELSN	Mate Linkset Name	ASCII Text
ADAPTER	Shows whether the linkset is an IPSG M2PA or IPSG M3UA linkset.	ASCII Text
IPTPS	IPGWx Linkset TPS	Integer
SLKTPS	TPS of a signaling link in an IPSG linkset.	Integer
LSUSEALM	IPTPS LS alarm threshold percentage	Integer
SLKUSEALM	IPTPS SLK alarm threshold percentage	Integer
RCONTEXT	The routing context ID of an IPSG M3UA linkset.	Integer
ASNOTIF	Shows whether AS notifications will be generated for IPSG M3UA linkset.	ASCII Text
GTTMODE	GLOBAL TITLE TRANSLATION MODE HIERARCHY	ASCII Text
CGGTMOD	Calling Party GT Modification Indicator	ASCII Text
PCT	Point Code and CIC Translation	ASCII Text
NUMSLKALW	Number of Signaling Links required to allow a linkset	Integer

Table 4-8 (Cont.) Output Content for rtrv-ls

Field Name	Description	Data
NUMSLKRSTR	Number of Signaling Links required to restrict a linkset	Integer
NUMSLKPROH	Number of Signaling Links required to prohibit a linkset	Integer

Example output file name: `ls_20160415_1000.csv`



Note:

For the LOC, LINK, SLC, TYPE, L2TSET, BPS, LIMODE, TSET, ECM, PCRN1, and PCRN2 parameters, see the `rtrv-slk` output ([Signaling Link \(rtrv-slk\)](#))

Abbreviated example output file format:

```

"CLLI", "SWREL", "DBLEVEL", "DBDATE", "DBTIME", "RPTDATE", "RPTIME", "TZ", "RPTDATA", "NUM
ENTRIES", "MAXENTRIES", "PCNTFULL"
"tekelecstp", "", "5", "2016-04-15", "10:00:06", "2016-04-15", "10:11:24", "Eastern
Standard Time", "LINK SET", "1", "1024", "1%"

"LSN", "DOMAIN", "APC", "ITUNCHINA", "SCRN", "L3TSET", "SLTSET", "BEI", "LST", "LNKS", "GWS
A", "GWSM", "GWS", "SLSCI", "NIS", "SPC/
PPC", "CLLI", "TFATCABMLQ", "MTPRSE", "ASL8", "GSMSCRN",
"CHGMP3OPC", "SLSOCBIT", "SLSRSB", "RANDSLS", "MULTGC", "ITUTFR", "ICNIMAP",
"OGNIMAP", "ISLSRSB", "RSL8", "IPSG", "IPGWAPC", "MATELSN", "ADAPTER", "IPTPS", "SLKTPS"
,
"LSUSEALM", "SLKUSEALM", "RCONTEXT", "ASNOTIF", "GTTMODE", "CGGTMOD", "PCT", "NUMSLKALW"
, "NUMSLKRSTR", "NUMSLKPROH"
"ls111", "ITU-I", "1-001-3", "", "none", 1, 2, "no", "A", 0, "off", "off", "off
", "no", "off", "-----", "-----", 1, "----", "----", "on", ,
1, "off", "off", "no", "no", "CdPA", "no", "off", ,

```

J7 Point code Support Example: `ls_20020304_2041.csv`

```

CLLI", "SWREL", "DBLEVEL", "DBDATE", "DBTIME", "RPTDATE", "RPTIME", "TZ", "RPTDATA", "NUME
NTRIES", "MAXENTRIES", "PCNTFULL"
"eagle3", "EAGLE 45.1.0-64.75.0", "273", "2002-03-04", "20:41:11", "2013-09-25",
"15:04:13", "India Standard Time", "LINK SET", "6", "1024", "1%"

"LSN", "DOMAIN", "APC", "ITUNCHINA", "SCRN", "L3TSET", "SLTSET", "BEI", "LST", "LNKS", "GWS
A", "GWSM", "GWS", "SLSCI", "NIS", "SPC/
PPC", "CLLI", "TFATCABMLQ", "MTPRSE", "ASL8", "GSMSCRN", "CHGMP3OPC",
"SLSOCBIT", "SLSRSB", "RANDSLS", "MULTGC", "ITUTFR", "ICNIMAP", "OGNIMAP", "ISLSRSB",
"RSL8", "IPSG", "IPGWAPC", "MATELSN", "ADAPTER", "IPTPS", "SLKTPS", "LSUSEALM", "SLKUSEA
LM",
"RCONTEXT", "ASNOTIF", "GTTMODE", "CGGTMOD", "PCT", "NUMSLKALW", "NUMSLKRSTR", "NUMSLKPR
OH"
"ls1101b", "ITU-N16", "007-14-00", "", "none", 1, RPT, "no", "A", 1, "off", "off",
"off", "no", "off", "-----", "-----", "----", "----", "----", "on", , 1,
"off", "off", "none", "none", , "yes", "no", "m3ua", 1000, 100, 80, "none", "yes",
"CdPA", "no", "off", 1, 1, 1

```

Maximum File Size

For a report of 1024 link sets:

System header + Report header + Report data
250 + 415 + 400 x 1024 = 4,102,651 bytes

Route (rtrv-rte)

The output content for rtrv-rte contains the parameter information for all routes.

Table 4-9 Output Content for rtrv-rte

Field Name	Description	Data
DPC	Destination Point Code	ASCII Text
NTWK_DPC	Network type of DPC	ASCII Text
ALIAS_PC1	Alias Point Code 1	ASCII Text
NTWK_ALIAS1	Network type of ALIAS PC1	ASCII Text
ALIAS_PC2	Alias Point Code 2	ASCII Text
NTWK_ALIAS2	Network type of ALIAS PC2	ASCII Text
RTX	Yes or No indication of associated exception route set	ASCII Text
CLLI	Common Language Identifier assigned to this link	ASCII Text
LSN1	Link Set Name (each DPC may have maximum of 6 routes)	ASCII Text
RC1	Relative Cost	Integer
APC1	Adjacent Point Code	ASCII Text
LSN2	Link Set Name	ASCII Text
RC2	Relative Cost	Integer
APC2	Adjacent Point Code	ASCII Text
LSN3	Link Set Name	ASCII Text
RC3	Relative Cost	Integer
APC3	Adjacent Point Code	ASCII Text
LSN4	Link Set Name	ASCII Text
RC4	Relative Cost	Integer
APC4	Adjacent Point Code	ASCII Text
LSN5	Link Set Name	ASCII Text
RC5	Relative Cost	Integer
APC5	Adjacent Point Code	ASCII Text
LSN6	Link Set Name	ASCII Text
RC6	Relative Cost	Integer
APC6	Adjacent Point Code	ASCII Text

Example Output File: rte_20031002_1338.csv

Abbreviated example output file format:

```
"CLLI", "SWREL", "DBLEVEL", "DBDATE", "DBTIME", "RPTDATE", "RPTIME", "TZ", "RPTDATA", "NUM
ENTRIES", "MAXENTRIES", "PCNTFULL" <cr><lf>
"stdcfg2b", " EAGLE 40.1.0-62.1.0", "172", "2008-11-05", "17:17:02", "2008-11-05",
"17:54:45", "Eastern Standard Time", "ROUTE", "85", "2000", "4%" <cr><lf>

"DPC", "NTWK_DPC", "ALIAS_PC1", "NTWK_ALIAS1", "ALIAS
PC2", "NTWK_ALIAS2", "RTX", "CLLI", "LSN1", "RC1", "APC1", "LSN2", "RC2", "APC2", "LSN3", "R
C3", "APC3", "LSN4", "RC4", "APC4", "LSN5", "RC5", "APC5", "LSN6", "RC6", "APC6"
" 001-001-000", "ANSI", "-----", "-----", "-----"
```

```

", "No", "stp1", "e2e1", 10, " 001-001-000",,,,,,,,,,,,,,
" 001-001-007", "ANSI", " 1-001-7", "ITUI", "
02063", "ITUN", "dstn07",,,,,,,,,,,,,,
" 001-002-000", "ANSI", " 1-002-0", "ITUI", "
s-02064", "ITUN", "dstn08",,,,,,,,,,,,,,
" 2-010-7", "ITUI", " 002-010-007", "ANSI", "
002-010-007", "ITUN24", "dstn20",,,,,,,,,,,,,,
" 3-030-1", "ITUI", " s-3-030-1", "ITUI", "
06385", "ITUN", "dstn30",,,,,,,,,,,,,,
" s-3-040-7", "ITUI", " s-06471", "ITUN", "
06471", "ITUN", "dstn39",,,,,,,,,,,,,,
" 08193", "ITUN", " 004-000-001", "ANSI", "-----", "-----
", "dstn42",,,,,,,,,,,,,,
" s-08278", "ITUN", " s-4-010-6", "ITUI", "
4-010-6", "ITUI", "dstn55",,,,,,,,,,,,,,
" 006-005-005", "ITUN24", " 006-005-005", "ANSI", "
6-005-5", "ITUI", "dstn67",,,,,,,,,,,,,, <cr><lf>

```

J7 Point Code Support Example: rte_20020304_2041.csv

```

"CLLI", "SWREL", "DBLEVEL", "DBDATE", "DBTIME", "RPTDATE", "RPTIME", "TZ", "RPTDATA", "NUM
ENTRIES", "MAXENTRIES", "PCNTFULL"
"eagle3", "EAGLE 45.1.0-64.75.0", "273", "2002-03-04", "20:41:11", "2013-09-25",
"15:04:13", "India Standard Time", "ROUTE", "11", "2000", "1%"

"DPC", "NTWK_DPC", "ALIAS_PC1", "NTWK_ALIAS1", "ALIAS
PC2", "NTWK_ALIAS2", "RTX", "CLLI", "LSN1", "RC1", "APC1", "LSN2", "RC2", "APC2", "LSN3", "R
C3", "APC3", "LSN4", "RC4", "APC4", "LSN5", "RC5", "APC5", "LSN6", "RC6", "APC6"
" 2-002-2", "ITUI", " 001-04-06", "ITUN16", "
12321", "ITUN", "No", "-----", "ls3", 10, " 2-002-2",,,,,,,,,,,,,, "
002-14-00", "ITUN16", " 5-006-2", "ITUI", "
12322", "ITUN", "No", "-----", "ls1", 10, " 002-14-00",,,,,,,,,,,,,,

```

Maximum File Size

For a report of 2000 routes (DSTN5000 feature not enabled):

System header + Report header + Report data
250 + 201 + 239 x 2000 = 478,451 bytes

For a report of 5000 routes (6000 Routeset feature not enabled):

System header + Report header + Report data
250 + 201 + 239 x 5000 = 1,195,451 bytes

For a report of 6000 routes (6000 Routeset feature enabled):

System header + Report header + Report data
250 + 201 + 239 x 6000 = 1,434,451 bytes

For a report of 8000 routes (8000 Routeset feature enabled):

System header + Report header + Report data
250 + 201 + 239 x 8000 = 1,912,451 bytes

STP Options (rtrv-stpopts)

The output content for `rtrv-stpopts` lists all the current values of the STP node-level processing option indicators maintained in the STP options table

Table 4-10 Output Content for rtrv-stpopts

Field Name	Description	Data
OPTION	Option name	ASCII Text
VALUE	Current Value for the option	ASCII Text or Integer

Example output file: stpopts_20100907_1528.csv

Abbreviated example output file format:

```

"CLLI", "SWREL", "DBLEVEL", "DBDATE", "DBTIME", "RPTDATE", "RPTIME", "TZ", "RPTDATA", "NUM
ENTRIES", "MAXENTRIES", "PCNTFULL"
"tekelecstp", "EAGLE 46.2.0-65.30.0", "36", "2014-10-08", "15:28:29", "2014-10-08",
"15:29:00", "India Standard Time", "STP OPTION", "44", "45", "100%"

"OPTION", "VALUE"
"MTPT31CTL", 1
"MTPLTI", "yes"
"MTPLTCTDPCQ", 3
"MTPLTST", 10000
"MTPXLQ", 500
"MTPXLET", 100
"MTPXLOT", 90%
"MTDPCQ", 2000
"TFATFRPR", 1000
"MTPRSI", "yes"
"MTPRST", 5000
"MTPLPRST", "yes"
"MTPT10ALT", 30000
"UIMRD", "no"
"SLSCNV", "off"
"CRITALMINH", "no"
"DISPACTALMS", "no"
"NPCFMTI", 14-00-00-00
"GSMDFLT", "pass"
"GSMDECERR", "pass"
"DEFCC", "none"
"DEFNDC", "none"
"DSMAUD", "off"
"RPTLNPMRSS", "yes"
"RANDSLS", "off"
"RSTRDEV", "off"
"SECMTPMATE", "off"
"SECMTPSID", "off"
"SECMTPSNM", "off"
"SECSCCPSCMG", "off"
"CNVCGDA", "no"
"CNVCGDI", "no"
"CNVCGDN", "no"
"CNVCGDN24", "no"
"CNVCGDN16", "yes"
"GTCNVDFLT", "no"
"ANSIGFLEX", "no"
"ARCHBLDID", "off"
"MFC", "off"
"PCT", "on"
"UITHROTTL", "0"
"PCN16FMT", "745"

```

```
"GDPCA", " -----"
"EPAP240M", "off"
```

Maximum File Size

System header + Report header + Report data
 250 + 16 + 35 x 45 options = 1841 bytes

ATINP Options (rtrv-atinpqopts)

The output content for rtrv-atinpqopts contains the current values of the ATINPQOPTS table used for number conditioning.

Table 4-11 Output Content for rtrv-atinpqopts

Field Name	Description	Data
OPTION	Option name	ASCII Text
VALUE	Current Value for the option	ASCII Text or Integer

Example output file: atinpqopts_20090812_1220.csv

```
"CLLI", "SWREL", "DBLEVEL", "DBDATE", "DBTIME", "RPTDATE", "RPTIME", "TZ", "RPTDATA", "NUM
ENTRIES", "MAXENTRIES", "PCNTFULL"
"tekelecstp", "EAGLE 45.0.0-64.40.0", "3", "2012-08-24", "12:20:25", "2012-08-24",
"12:33:46", "Eastern Standard Time", "ATINPQOPTS", "12", "12", "100%"

"OPTION", "VALUE"
"ATIACKIMSI", "NONE"
"ATIACKMSISDN", "MSISDN"
"ATIACKRN", "RN"
"ATIDFLTRN", "NONE"
"ATIDLM", "NONE"
"ATINPTYPE", "ANY"
"ENTITYLEN", "NONE"
"SNAI", "NAI"
"SPORTTYPE", "NONE"
"ATISUPPLOCINFO", "OFF"
"VLRNUMLEN", 40
"ATIACKVLRNUM", "RNSPMSISDN"
```

Maximum File Size

System header + Report header + Report data
 250 + 17 + 252 = 519 bytes

IPAS (rtrv-as)

The output content for rtrv-as lists all attributes of the IPAS table.

Table 4-12 Output Content for rtrv-as

Field Name	Description	Data
AS Name	Name of the Application Server	ASCII Text
Mode	Traffic Mode	ASCII Text

Table 4-12 (Cont.) Output Content for rtrv-as

Field Name	Description	Data
Tr ms	The recovery timer	Integer
Association Names	Name of the association	ASCII Text

Example output file: ipas_20081218_1205.csv

```

"CLLI", "SWREL", "DBLEVEL", "DBDATE", "DBTIME", "RPTDATE", "RPTIME", "TZ", "RPTDATA", "NUM
ENTRIES", "MAXENTRIES", "PCNTFULL" <cr><lf>
"tekelecstp", "EAGLE 40.1.0-62.2.0", "277", "2008-12-17", "13:27:16", "2008-12-17",
"14:59:44", "India Standard Time", "IPAS", "11", "250", "4%" <cr><lf>

"AS Name", "Mode", "Tr ms", "Association Names" <cr><lf>
"a567", "LOADSHARE", 10, "c125" <cr><lf>
, , , "b234" <cr><lf>
, , , "c123" <cr><lf>
, , , "c124" <cr><lf>
, , , "c125" <cr><lf>
"a568", "LOADSHARE", 10, "assoc110" <cr><lf>
"a569", "LOADSHARE", 10, "b234" <cr><lf>
"a560", "LOADSHARE", 10, "c123" <cr><lf>
, , , "c129" <cr><lf>
, , , "c130" <cr><lf>
, , , "c131" <cr><lf>
"a561", "LOADSHARE", 10, "c124" <cr><lf>
"a562", "LOADSHARE", 10, "c125" <cr><lf>
"a563", "LOADSHARE", 10, "c126" <cr><lf>
"a564", "LOADSHARE", 10, "c127" <cr><lf>
"a565", "LOADSHARE", 10, "c128" <cr><lf>
"a566", "LOADSHARE", 10, "c129" <cr><lf>
"as1", "LOADSHARE", 10, "assoc110" <cr><lf>
, , , "c126" <cr><lf>
, , , "c127" <cr><lf>
, , , "c128" <cr><lf>
, , , "c132" <cr><lf>
, , , "c133" <cr><lf>
, , , "c134" <cr><lf>
, , , "c135" <cr><lf>
, , , "c136" <cr><lf>

```

Maximum File Size

System header + Report header + Report data
250 + 46 + 250 x 38 = 9796 bytes

IP Node (rtrv-ip-node)

The output content for rtrv-ip-node is shown in [Table 4-13](#).

Table 4-13 Output Content for rtrv-ip-node

Field Name	Description	Data
IPADDR	The remote host's IP address	ASCII Text
IPPORT	The logical IP port that addresses the application on the node	Integer

Table 4-13 (Cont.) Output Content for rtrv-ip-node

Field Name	Description	Data
IPAPPL	The IP application supported by the node	ASCII Text
LOC	Card location	Integer
CAP	Connection's maximum thernet capacity percentage	ASCII Text
IPRTE	The default router's IP address	ASCII Text

Example output file: ipnode_20081218_1205.csv

```
"CLLI", "SWREL", "DBLEVEL", "DBDATE", "DBTIME", "RPTDATE", "RPTIME", "TZ", "RPTDATA", "NUM
ENTRIES", "MAXENTRIES", "PCNTFULL" <cr><lf>
"tekelecstp", "EAGLE 40.1.0-62.2.0", "277", "2008-12-17", "13:27:16", "2008-12-17",
"14:59:44", "India Standard Time", "IPNODE", "7", "2848", "1%" <cr><lf>

"IPADDR", "IPPORT", "IPAPPL", "LOC", "CAP", "IPRTE" <cr><lf>
"193.4.201.50", 1024, "stplan", 1201, "10%", "-" <cr><lf>
"193.4.201.50", 1024, "stplan", 1202, "10%", "-" <cr><lf>
"193.4.201.50", 1024, "stplan", 1203, "20%", "-" <cr><lf>
"193.4.202.30", 2000, "stplan", 1204, "40%", "193.4.201.1" <cr><lf>
"194.5.198.74", 3000, "stplan", 1205, "40%", "193.4.201.1" <cr><lf>
"197.4.217.39", 4000, "stplan", 1206, "40%", "197.4.216.1" <cr><lf>
```

Maximum File Size

System header + Report header + Report data
250 + 48 + 2848 x 53 = 151242 bytes

SSCPOPTS (rtrv-sccpopts)

The output content for rtrv-sccpopts is shown in [Table 4-14](#).

Table 4-14 Output Content for rtrv-sccpopts

Field Name	Description	Data
OPTION	Options name	ASCII Text
VALUE	Options value	ASCII Text or Integer

Example output file: sccpopts_20140829_1505.csv

```
"CLLI", "SWREL", "DBLEVEL", "DBDATE", "DBTIME", "RPTDATE", "RPTIME", "TZ", "RPTDATA", "NUM
ENTRIES", "MAXENTRIES", "PCNTFULL"
"tekelecstp", "EAGLE 46.2.0-65.29.0", "1", "2014-08-29", "15:05:40", "2014-09-01",
"17:25:05", "India Standard Time", "SCCP OPTION", "21", "21", "100%"

"OPTION", "VALUE"
"CLASS1SEQ", "off"
"CCLEN", "0"
"ACLEN", "0"
"INTLUNKNNAI", "no"
"SUBDFRN", "off"
"DFLTGTTMODE", "CdPA"
"CNVAINAT", "1"
"MOBRSCCPOPC", "MTP"
```

```
"TGTT0", "NONE"
"TGTT1", "NONE"
"TGTTUDTKEY", "MTP"
"TGTTXUDTKEY", "MTP"
"GMSTCAPCE", "off"
"DFLTFALLBACK", "no"
"MTPRGTT", "off"
"MTPRGTFALLEK", "mtproute"
"UNQGTSEL", "bestmatch"
"DELCCPREFIX", "pfxwcc"
"GTTDIST", "all"
"ITUN16SCMG", "off"
"CNVCLGITU", "off"
```

Maximum File Size

System header + Report header + Report data
250 + 17 + 22 x 21 = 729 bytes

SSAPPL (rtrv-ss-appl)

The output content for rtrv-ss-appl lists all attributes of the SSAPPL table.

Table 4-15 Output Content for rtrv-ss-appl

Field Name	Description	Data
APPL	Application type	ASCII Text
SSN	Subsystem number	ASCII Text
STAT	Status: online or offline	ASCII Text
RQDTBLNOP	RequiredTBLNotPresent	ASCII Text

Example output file: ssappl_20081218_1205.csv

```
"CLLI", "SWREL", "DBLEVEL", "DBDATE", "DBTIME", "RPTDATE", "RPTIME", "TZ", "RPTDATA", "NUM
ENTRIES", "MAXENTRIES", "PCNTFULL" <cr><lf>
"tekelecstp", "EAGLE 40.1.0-62.2.0", "482", "2008-12-24", "11:48:23", "2008-12-29",
"10:29:49", "India Standard Time", "SSAPPL", "2", "6", "33%" <cr><lf>

"APPL", "SSN", "STAT", "RQDTBLNOP" <cr><lf>
"EIR", 11, "online", "DISC" <cr><lf>
"ATINPQ", 10, "online", "UDTS" <cr><lf>
```

Maximum File Size

System header + Report header + Report data
250 + 33 + 6 x 41 = 529 bytes

Measurement Options (rtrv-measopts)

The output content for rtrv-measopts lists all attributes of the MEASOPTS table.

Table 4-16 Output Content for rtrv-measopts

Field Name	Description	Data
OPTION	Option name	ASCII Text
VALUE	Option value	ASCII Text

Example output file: measopts_2018119_1205.csv

```
"CLLI", "SWREL", "DBLEVEL", "DBDATE", "DBTIME", "RPTDATE", "RPTIME", "TZ", "RPTDATA", "NUM
ENTRIES", "MAXENTRIES", "PCNTFULL"
```

```
"tekelecstp", "", "1", "2000-00-00", "00:00:00", "2018-01-19", "00:49:16", "Eastern
Standard Time", "MEASOPTS", "30", "65", "46%"
```

```
"OPTION", "VALUE"
"PLATFORMENABLE", "on"
"COLLECT15MIN", "on"
"CLLIBASEDNAME", "off"
"OAMHCMEAS", "on"
"UNCHLINKLABEL", "off"
"SYSTOTSTP", "on"
"SYSTOTTT", "off"
"SYSTOTIDPR", "off"
"SYSTOTSIP", "off"
"SYSTOTSFTHROT", "off"
"SYSTOTSFAPP", "on"
"COMPLINK", "off"
"COMPLNKSET", "off"
"COMPSCTPASOC", "on"
"COMPSCTPCARD", "on"
"COMPUA", "off"
"GTWYSTP", "off"
"GTWYLNKSET", "off"
"GTWYORIGNI", "on"
"GTWYORIGNINC", "off"
"GTWYLSORIGNI", "off"
"GTWYLSDESTNI", "off"
"GTWYLSONISM", "off"
"NMSTP", "off"
"NMLINK", "off"
"NMLNKSET", "off"
"AVLLINK", "off"
"AVLDLINK", "off"
```

Maximum File Size

```
System header      + Report header      + Report data
250                +      18                +      26x23          =      866 bytes
```

AIQ Options (rtrv-aiqopts)

The output content for `rtrv-aiqopts` lists all attributes of the AIQ options table.

Table 4-17 Output Content for rtrv-aiqopts

Field Name	Description	Data
OPTION	Option name	ASCII Text
VALUE	Current value for the option	ASCII Text or Integer
TRIGTYPE	Trigger type	Integer
PFX	Routing prefix for the trigger type	Integer

Example output file: aiqopts_20090812_1220.csv

```
"CLLI", "SWREL", "DBLEVEL", "DBDATE", "DBTIME", "RPTDATE", "RPTIME", "TZ", "RPTDATA", "NUM
ENTRIES", "MAXENTRIES", "PCNTFULL" <cr><lf>
"tekelecstp", "EAGLE 41.0.0-62.34.51", "36", "2009-08-12", "12:20:25", "2009-08-12",
"12:33:46", "India Standard Time", "AIQOPTS", "8", "26", "31%" <cr><lf>

"OPTION", "VALUE" <cr><lf>
"DIGMINLEN", 1 <cr><lf>
"DIGMAXLEN", 32 <cr><lf>
"RESFMT", "PFXDN" <cr><lf>
"RESPAR", "RTDIGITS" <cr><lf>
"TCAPERR", 138 <cr><lf>
"TRIGTYPE", "PFX" <cr><lf>
1, 12 <cr><lf>
32, 222 <cr><lf>
255, 4234 <cr><lf>
```

Maximum File Size

System header + Report header + Report data
250 + 18 + 245 = 513 bytes

 **Note:**

A maximum of 20 TRIGTYPE - PFX mappings can be provisioned in the AIQOPTS table.

MTC Measurement Options (rtrv-mtc-measopts)

The output content for rtrv_mtc_measopts lists all hourly and daily attributes of the MEASOPTS table.

Table 4-18 Output Content for rtrv-mtc-measopts

Field Name	Description	Data
OPTION	Option name	ASCII Text
VALUE	Option value	ASCII Text

Example output file: mtc-measopts_20170719_1230.csv

```
"CLLI", "SWREL", "DBLEVEL", "DBDATE", "DBTIME", "RPTDATE", "RPTIME", "TZ", "RPTDATA", "NUM
ENTRIES", "MAXENTRIES", "PCNTFULL"
```

```
"tekelecstp", "", "1", "2000-00-00", "00:00:00", "2018-01-19", "00:49:26", "Eastern
Standard Time", "MTC MEASOPTS", "32", "65", "49%"
```

```
"OPTION", "VALUE"
"MTCHLNP", "off"
"MTCHNP", "off"
"MTCHMAP", "off"
"MTCHEIR", "off"
"MTCHATINPQ", "off"
"MTCHVFLEX", "off"
"MTCHAIQ", "off"
"MTCHGTTAPATH", "on"
"MTCHDEIR", "off"
"MTCHENUM", "off"
"MTCHGTTSET", "on"
"MTCDSTP", "off"
"MTCDLINK", "off"
"MTCDLNKSET", "off"
"MTCDLNP", "off"
"MTCDNP", "off"
"MTCDMAP", "off"
"MTCDEIR", "off"
"MTCDATINPQ", "off"
"MTCDVFLEX", "off"
"MTCDSCTPASOC", "on"
"MTCDSCTPCARD", "on"
"MTCDUA", "off"
"MTCDAIQ", "off"
"MTCDGTTAPATH", "off"
"MTCDSIP", "off"
"MTCDDEIR", "off"
"MTCDENUM", "off"
"MTCDSFTHROT", "off"
"MTCDGTTSET", "on"
"MTCDFAPP", "on"
```

Maximum File Size

```
System header      + Report header      + Report data
250                + 18                  + 23x31          = 981 bytes
```

5

GTT Tables

This chapter describes GTT table data reports.

Mated Application (rtrv-map)

The output content for `rtrv-map` contains the mated application relationship information maintained by the EAGLE.

Table 5-1 Output Content for rtrv-map

Field Name	Description	Data
DOMAIN	Network Domain	ASCII text
PC	Primary Remote Point Code	ASCII text
MPC	Mate Remote Point Code	ASCII text
SSN	Primary Subsystem Number	Integer
MAPSET	MAP Set ID (treated as ASCII text as it can take an integer or DFLT as its value)	ASCII text
RC	Relative Cost	Integer
MULT	Multiplicity Indicator	ASCII text
SRM	Control of Subsystem Routing Messages	ASCII text
MRC	Message Routing under Congestion	ASCII text
GRPNAME	Concerned PC Broadcast List Group Name	ASCII text
SSO	Subsystem Status Option	ASCII text
WT	Weight	ASCII text
%WT	Ratio of weight to total weight for that RC group entities	ASCII text
THR	Threshold	ASCII text
MRNPC	MRN Point Code	ASCII text
MRNSET	MRN Set ID	ASCII text
MAPSET REFCNT	MAPSET Reference count	Integer
MAPSETPCSSN REFCNT	MAPSET, PC and SSN combination Reference count	Integer
MAPSETPC REFCNT	MAPSET and PC combination Reference count (treated as ASCII text, as it can take an integer or an integer prefixed by * as its value)	ASCII text

 **Note:**

NUMENTRIES in MAP data report files shows the number of table entries provisioned. Since each entry can be cross referenced by others multiple times, the report file might contain more data entries than indicated by NUMENTRIES.

Example output file name: map_20110530_1658.csv

Abbreviated example output file format:

```

"CLLI", "SWREL", "DBLEVEL", "DBDATE", "DBTIME", "RPTDATE", "RPTIME", "TZ", "RPTDATA", "NUM
ENTRIES", "MAXENTRIES", "PCNTFULL" <cr><lf>
"tekelecstp", "EAGLE 44.0.0-64.04.0", "29", "2011-05-30", "16:58:24", "2011-05-30",
"16:58:47", "India Standard Time", "MATED APPLICATION", "22", "36000", "1%" <cr><lf>

"DOMAIN", "PC", "MPC", "SSN", "MAPSET", "RC", "MULT", "SRM", "MRC", "GRPNAME", "SSO", "WT",
%WT", "THR", "MRNPC", "MRNSET", "MAPSET REFCNT", "MAPSETPCSSN REFCNT", "MAPSETPC
REFCNT" <cr><lf>
"ANSI", " 225-225-199", ,10, "DFLT", 10, "SOL", "*Y ", "*Y ", "-----", "OFF", "-", "----
", "----", "-----", "----", 0, 0, "0" <cr><lf>
"ANSI", " 225-225-199", ,11, "DFLT", 10, "SOL", "*Y ", "*Y ", "-----", "OFF", "-", "----
", "----", "-----", "----", 0, 0, "0" <cr><lf>
"ANSI", " 225-225-199", ,12, "DFLT", 10, "SOL", "*Y ", "*Y ", "-----", "OFF", "-", "----
", "----", "-----", "----", 0, 0, "0" <cr><lf>
"ANSI", " 225-225-199", ,13, "DFLT", 10, "SOL", "*Y ", "*Y ", "-----", "OFF", "-", "----
", "----", "-----", "----", 0, 0, "0" <cr><lf>
"ANSI", " 254-007-219", ,250, "32", 10, "SHR", "*Y ", "*Y ", "-----", "OFF", "-", "----
", "----", "-----", "----", 0, 0, "*4" <cr><lf>
"ANSI", " 254-007-234", ,14, "32", 10, "SHR", "*Y ", "*Y ", "-----", "OFF", "-", "----
", "----", "-----", "----", 0, 0, "*4" <cr><lf>
"ITU-N", " 15464-aa", ,220, "62", 10, "COM", "NO ", "*N ", "-----", "OFF", "-", "----
", "----", "-----", "----", 0, 1072, "0" <cr><lf>
"ITU-N", " 15528-aa", ,92, "62", 10, "COM", "NO ", "*N ", "-----", "OFF", "-", "----
", "----", "-----", "----", 1069, "1" <cr><lf>
"ITU-N", " 15456-aa", ,236, "62", 15, "COM", "NO ", "*N ", "-----", "OFF", "-", "----
", "----", "-----", "----", 1072, "1" <cr><lf>
"ITU-N", " 15520-aa", ,108, "62", 15, "COM", "NO ", "*N ", "-----", "OFF", "-", "----
", "----", "-----", "----", 1070, "2" <cr><lf>
"ITU-N", " 15448-aa", ,252, "62", 20, "COM", "NO ", "*N ", "-----", "OFF", "-", "----
", "----", "-----", "----", 1070, "1" <cr><lf>
"ITU-N", " 15512-aa", ,124, "62", 20, "COM", "NO ", "*N ", "-----", "OFF", "-", "----
", "----", "-----", "----", 1071, "0" <cr><lf>
"ITU-N", " 15568-aa", ,12, "62", 25, "COM", "NO ", "*N ", "-----", "OFF", "-", "----
", "----", "-----", "----", 1068, "2" <cr><lf>
"ITU-N", " 15504-aa", ,140, "62", 25, "COM", "NO ", "*N ", "-----", "OFF", "-", "----
", "----", "-----", "----", 1071, "0" <cr><lf>
"ITU-N24", " 254-007-131", ,53, "68", 10, "SHR", "*N ", "*N ", "-----", "OFF", "-",
", "----", "----", "-----", "----", 0, 4, "0" <cr><lf>
"ITU-N24", " 254-007-130", ,69, "68", 10, "SHR", "*N ", "*N ", "-----", "OFF", "-",
", "----", "----", "-----", "----", 0, 0, "0" <cr><lf>
"ITU-N24", " 254-007-129", ,85, "68", 10, "SHR", "*N ", "*N ", "-----", "OFF", "-",
", "----", "----", "-----", "----", 0, "5" <cr><lf>
"ITU-N24", " 254-007-128", ,101, "68", 10, "SHR", "*N ", "*N ", "-----", "OFF", "-",
", "----", "----", "-----", "----", 0, 0, "0" <cr><lf>
"ITU-N24", " 254-007-127", ,117, "68", 10, "SHR", "*N ", "*N ", "-----", "OFF", "-",
", "----", "----", "-----", "----", 2, "0" <cr><lf>
"ITU-N24", " 254-007-126", ,133, "68", 10, "SHR", "*N ", "*N ", "-----", "OFF", "-",
", "----", "----", "-----", "----", 4, "0" <cr><lf>
"ITU-N24", " 254-007-125", ,149, "68", 10, "SHR", "*N ", "*N ", "-----", "OFF", "-",
", "----", "----", "-----", "----", 0, 0, "0" <cr><lf>
"ITU-N24", " 254-007-124", ,165, "68", 10, "SHR", "*N ", "*N ", "-----", "OFF", "-",
", "----", "----", "-----", "----", 0, "5" <cr><lf>

```

J7 Point code Support Example: map_20020304_2041.csv

```
"CLLI", "SWREL", "DBLEVEL", "DBDATE", "DBTIME", "RPTDATE", "RPTIME", "TZ", "RPTDATA", "NUM
ENTRIES", "MAXENTRIES", "PCNTFULL"
"eagle3", "EAGLE 45.1.0-64.75.0", "273", "2002-03-04", "20:41:11", "2013-09-25",
"15:04:13", "India Standard Time", "MATED APPLICATION", "2", "36000", "1%"

"DOMAIN", "PC", "MPC", "SSN", "MAPSET", "RC", "MULT", "SRM", "MRC", "GRPNAME", "SSO", "WT", "
%WT", "THR", "MRNPC", "MRNSET", "MAPSET REFCNT", "MAPSETPCSSN REFCNT", "MAPSETPC
REFCNT"
"ITU-N16", "    001-05-00", ,5, "DFLT", 10, "SOL", "*N ", "*N
", "-----", "OFF", "--", "----", "----", "-----", "----", 0,0, "*2"
"ITU-N16", "    006-06-06", 10, "DFLT", 20, "DOM", "NO ", "NO
", "-----", "OFF", "--", "----", "----", "-----", "----", 0, "0"
```

Maximum File Size

Without the FGTTLS and XMAP features enabled, the maximum number of map entries that can be provisioned is 1024:

```
System header + Report header + Report data
250 + 163 + 180 x 1024 map entries = 184,733 bytes
```

If the FGTTLS feature is not enabled and the XMAP feature is enabled with a quantity of 2000:

```
System header + Report header + Report data
250 + 163 + 180 x 2000 map entries = 360,413 bytes
```

If the FGTTLS feature is not enabled and the XMAP feature is enabled with a quantity of 3000:

```
System header + Report header + Report data
250 + 163 + 180 x 3000 map entries = 540,413 bytes
```

With the FGTTLS feature enabled, the maximum number of map entries that can be provisioned is 36000:

```
System header + Report header + Report data
250 + 163 + 180 x 36000 map entries = 6,480,413 bytes
```

With the WGTLS feature enabled, the maximum number of map entries that can be provisioned is 1024:

```
System header + Report header + Report data
250 + 163 + 180 x 1024 map entries = 184,733 bytes
```

With the GTT LS ARI feature enabled, the maximum number of map entries that can be provisioned is 36000:

```
System header + Report header + Report data
250 + 163 + 180 x 36000 map entries = 6,480,413 bytes
```

Translation Type (rtrv-tt)

The output content for rtrv-tt lists all the translation types that are currently defined in the system database for global title translation.

Table 5-2 Output Content for rtrv-tt

Field Name	Description	Data
DOMAIN	Network Domain	ASCII text
TYPE	Global Translation Type	Integer
TTN	Translation Type Name	ASCII text
NDGT	Number of Digits in the global translation type (represented by ASCII text because it can contain multiple integer values separated by spaces)	ASCII text
ALIAS	The alias global translation type	ASCII text
OVERLAPD	Overlapped Entry	ASCII text

Example output file: tt_20031002_1338.csv

Abbreviated example output file format:

```
"CLLI", "SWREL", "DBLEVEL", "DBDATE", "DBTIME", "RPTDATE", "RPTIME", "TZ", "RPTDATA", "NUM
ENTRIES", "MAXENTRIES", "PCNTFULL" <cr><lf>
"tekelecstp", "EAGLE
31.3.0-53.5.0", "1362156", "2003-10-02", "13:38:15", "2003-10-07",
"15:49:15", "Eastern Standard Time", "TRANSLATION TYPE", "197", "512", "38%" <cr><lf>

"DOMAIN", "TYPE", "TTN", "NDGT", "ALIAS", "OVERLAPD" <cr><lf>
"ANSI", 1, "-----", "10", "", "NO" <cr><lf>
"ANSI", 2, "-----", "6,8,10,12,13,15,17,19,20,21", "", "NO" <cr><lf>
"ANSI", 5, "-----", "6", "", "NO" <cr><lf>
"ANSI", 130, "LIDB", "5", "1 7", "NO" <cr><lf>
"ANSI", 132, "TTN2", "6", "2 8 10 17", "NO" <cr><lf>
"ITUI", 210, "TTN3", "6", "11 27", "NO" <cr><lf>
"ITUN", 234, "TTN4", "6,21", "41 127", "NO" <cr><lf>
```

Maximum File Size

System header + Report header + Report data
250 + 50 + 59 x 512 (maximum TT entries) = 30,508 bytes

Global Title Translation (rtrv-gtt)

The output content for `rtrv-gtt` lists the routing object (destination address and subsystem number), relative cost, and routing indicator assigned to that object for all global title addresses (GTAs).

 **Note:**

When the Hex Support for GTT feature is turned ON, hexadecimal digits (0-9, A-F, and a-f) are supported for STARTGTA, ENDGTA, NPDS, and NSDS.

Table 5-3 Output Content for rtrv-gtt

Field Name	Description	Data
DOMAIN	Network Domain	ASCII text

Table 5-3 (Cont.) Output Content for rtrv-gtt

Field Name	Description	Data
TYPE	Translation Type	Integer
TTN	Translation Type Name	ASCII text
NDGT	Number of Digits (represented as ASCII text because it can contain multiple integer values separated by spaces)	ASCII text
ALIAS	The alias global translation type	ASCII text
OVERLAPD	Overlapped Selector	ASCII Test
STARTGTA	Start of Global Title Address (represented as ASCII text due to size)	ASCII text
ENDGTA	End of Global Title Address (represented as ASCII text due to size)	ASCII text
XLAT	Translation Indicator	ASCII text
RI	Routing Indicator	ASCII text
PC	Translated Point Code	ASCII text
MRN/MAPSET	MRN/MAP Set ID [represented as ASCII text because it can be an integer or also the values NONE (valid only for MRN Set ID) and DFLT]	ASCII text
SSN	Translated Subsystem Number	ASCII text
GTMODID	Global Title Modification ID	ASCII text
CGGTMOD	Calling Party GT Modification Indicator	ASCII text
LPST	Loopset Entry Name (represented as ASCII text, either the value none or the user-defined loopset entry name with a maximum of 8 characters)	ASCII text

Example output file name: gtt_20100519_1656.csv

 **Note:**

GTT and TT command sets can be provisioned with the **EGTT** feature ON, allowing provision of GTT translations using the `ent/chg-gtt`, `ent-tt`, and the `ent/chg-gta` commands. The `NUMENTRIES` field in the `rtrv-gtt` CSV is displayed as the total number of all provisioned **GTT/GTA** entries. The entries displayed in the `rtrv-gtt` output are only the entries provisioned with `ent-gtt`. The `rtrv-gta` command can be used to display all the GTT and GTA entries in the CSV.

Values for un-provisioned fields are displayed as blank or "---". Abbreviated example output file format:

```
"CLLI", "SWREL", "DBLEVEL", "DBDATE", "DBTIME", "RPTDATE", "RPTIME", "TZ", "RPTDATA", "NUM
ENTRIES", "MAXENTRIES", "PCNTFULL"
"eagle1", "", "55", "2010-05-19", "16:56:23", "2010-05-19", "16:56:58", "India Standard
Time", "GLOBAL TITLE TRANSLATION", "5", "269999", "1%"

"DOMAIN", "TYPE", "TTN", "NDGT", "ALIAS", "OVERLAPD", "STARTGTA", "ENDGTA", "XLAT",
"RI", "PC", "MRN/MAPSET", "SSN", "GTMODID", "CGGTMOD", "LPST"
"ANSI", 6, "tt1", "6", "", NO, "100000", "100000", "DPC", "GT", "
001-001-001", "DFLT", "---", "-----", "NO", ,
"ANSI", 6, "tt1", "6", "", NO, "123456", "123456", "DPC", "SSN", "
001-001-001", "DFLT", "---", "-----", "NO", ,
```

```
"ITU-I",2,"gtt1","6","","NO","123450","123470","DPCSSN","SSN","
003-003-001","3",10,"-----","NO",,
"ITU-I",2,"gtt1","6","","NO","123480","123490","DPC","GT","001-001-001",
2","---","-----","NO",,
```

Maximum File Size

The maximum file size does not change based on whether the Hex Support for GTT feature is turned ON.

- When the **XGTT** feature is not enabled, the maximum GTT entries that can be provisioned is 270,000:

```
System header + Report header + Report data
250 + 130 + 169 x 270,000 = 45,630,380 bytes
```

- When the **XGTT** feature is enabled with the quantity set to 400,000, the maximum GTT entries that can be provisioned is 400,000:

```
System header + Report header + Report data
250 + 130 + 169 x 400,000 = 67,600,380 bytes
```

- When the **XGTT** feature is enabled with the quantity set to 1,000,000, the maximum GTT entries that can be provisioned is 1,000,000:

```
System header + Report header + Report data
250 + 130 + 169 x 1,000,000 = 169,000,380 bytes
```

Global Title Address (rtrv-gta)

The output content for rtrv-gta contains a list of global title address information for all GTT sets. This report is generated when the EGTT feature is turned on.

Note:

When the Hex Support for GTT feature is turned ON, hexadecimal digits (0-9, A-F, and a-f) are supported for STARTGTA, ENDGTA, NPDS, NSDS, SADDR, and EADDR.

Table 5-4 Output Content for rtrv-gta

Field Name	Description	Data
GTTSN	Global Title Set Name	ASCII text
NETDOM	Network Domain	ASCII text
SETTYPE	Translation Set Type	ASCII text
REFCNT	GTTSET Reference Count	ASCII text
NPSN	Not Present Set Name	ASCII text
CHECKMULCOMP	Decode multiple components of a TCAP message	ASCII text
SETIDX	GTTSet Index	Integer
GTTSETMEASRQD	Per GTTSet Measurement Required	ASCII text
SXUDT	Segmented XUDT	ASCII Text
NDGT	Number of Digit translated (represented as ASCII text because it can contain multiple integer values separated by spaces)	ASCII text

Table 5-4 (Cont.) Output Content for rtrv-gta

Field Name	Description	Data
STARTGTA	Start of Global Title Address (represented as ASCII text due to size)	ASCII text
ENDGTA	End of Global Title Address (represented as ASCII text due to size)	ASCII text
SADDR	Start of MAP parameter address (represented as ASCII text due to size)	ASCII text
EADDR	End of MAP parameter address (represented as ASCII text due to size)	ASCII text
XLAT	Translation Indicator	ASCII text
RI	Routing Indicator	ASCII text
PC	Translated Point Code	ASCII text
MAPSET	MAP Set ID (represented as ASCII text because it can be an integer or the value DFLT)	ASCII text
MRNSET	MRN Set ID (represented as ASCII text because it can be an integer or the value NONE or DFLT)	ASCII text
SSN	Translated Subsystem Number	Integer
CCGT	New Cancel Called Global Title Indicator	ASCII text
CGGTMOD	Calling Party GT Modification Indicator	ASCII text
GTMODID	Global Title Modification ID	ASCII text
TESTMODE	Test Mode	ASCII text
LPST	Loopset Entry name (treated as ASCII text and is represented by the value none or the user-defined loopset entry name of up to 8 characters)	ASCII text
FALLBACK	Fallback	ASCII text
OPTSN	Optional Set NAME	ASCII text
OPCSN	Origin Point Code Set Name	ASCII text
CGPC	CgPA Point Code	ASCII text
STARTCGSSN	Start CgPA Sub System Number	Integer
ENDCGSSN	End CgPA Sub System Number	Integer
OPC	Origin Point Code	ASCII text
CGSELID	CgPA Selector ID	ASCII text
CDSELID	CdPA Selector ID	ASCII text
STARTCDSSN	Start CdPA Sub System Number	Integer
ENDCDSSN	End CdPA Sub System Number	Integer
OPCODE	TCAP Opcode	ASCII text
PKGTYPE	ANSI/ITU TCAP Package Type	ASCII text
ACN/FAMILY	Application Context Name / Family	ASCII text
CGCNVSN	CgPA Conversion GTT Set name	ASCII text
DPC	Destination Point Code	ASCII text
ACTSN	GTT Action Set Name	ASCII text
PPMEASREQD	Per Path Measurement Required	ASCII text
TRANSMEASREQD	Per GTT Translation Measurement Required	ASCII text
CGPCACTION	Action to be performed on CGPC	ASCII text
DEFMAPVR	Default MAP version	ASCII text
PRIO	Priority of each translation of the type OPCODE GTTSET	Integer

Maximum File Size

The maximum file size does not change based on whether the Hex Support for GTT feature is turned ON.

- When the XGTT feature is not enabled, the maximum GTT entries that can be provisioned is 270,000:

```
System header + Report header + Report data
250 + 442 + 467 x 270,000 = 126,090,692 bytes
```

- When the XGTT feature is enabled with the quantity set to 400,000, the maximum GTT entries that can be provisioned is 400,000:

```
System header + Report header + Report data
250 + 442 + 467 x 400,000 = 186,800,692 bytes
```

- When the XGTT feature is enabled with the quantity set to 1,000,000, the maximum GTT entries that can be provisioned is 1,000,000:

```
System header + Report header + Report data
250 + 442 + 467 x 1,000,000 = 430,000,644 bytes
```

Global Title Selector (rtrv-gttset)

The output content for rtrv-gttset contains a list of administered global title selector combinations. This report is generated when the **EGTT** feature is turned on.

Table 5-5 Output Content for rtrv-gttset

Field Name	Description	Data
MSGTYPE	SCCP Message Type	ASCII text
DOMAIN	Network Domain	ASCII text
GTI	Global Title Indicator	Integer
TT	Translation Type	Integer
NP	Numbering Plan	ASCII text
NAI	Nature of Address Indicator	ASCII text
CGSSN	CgPA Sub System Number	Integer
SELID	Selector ID	ASCII text
LSN	Linkset Name	ASCII text
CDPA GTTSET	CdPA GTT set name and set type in parenthesis	ASCII text
CGPA GTTSET	CgPA GTT set name and set type in parenthesis	ASCII text
GTTSN	CdPA GTA set name	ASCII text
OVERLAPD	Overlapped GTT Selectors	ASCII text

Example output file name: gttset_20090501_1143.csv

Values for un-provisioned fields are displayed as blank or "---".

The value of the MAXENTRIES field is feature dependent. If the OBSR feature is enabled or the FLOBR feature is turned on, then the value of MAXENTRIES will be 205216. Otherwise, the value of MAXENTRIES will be 105216.

Abbreviated example output file format:

```

CLLI", "SWREL", "DBLEVEL", "DBDATE", "DBTIME", "RPTDATE", "RPTIME", "TZ", "RPTDATA", "NUM
ENTRIES", "MAXENTRIES", "PCNTFULL"
"eagle1", "EAGLE
46.6.0.0-71.1.0", "13", "2017-07-19", "00:44:44", "2017-07-19", "00:45:39", "Eastern
Standard Time", "GLOBAL TITLE SELECTOR", "3", "205216", "1%"

"MSGTYPE", "DOMAIN", "GTI", "TT", "NP", "NAI", "CGSSN", "SELID", "LSN", "CDPA
GTTSET", "GTTSN", "CGPA GTTSET", "OVERLAPD"
"all", "ITU-I", 0, "----", "----", "----", "----", "none", "any", "new1
(cdgta)", "---- (---)", "NO"
"all", "ITU-I", 2, 0, "--", "----", "----", "none", "any", "new2
(cdgta)", "---- (---)", "NO"
"us,x", "ITU-I", 2, 1, "--", "----", "----", "none", "any", "new3
(cdgta)", "---- (---)", "NO"

```

J7 Point Code Support Example: gttset_20020304_2041.csv

```

"CLLI", "SWREL", "DBLEVEL", "DBDATE", "DBTIME", "RPTDATE", "RPTIME", "TZ", "RPTDATA", "NUM
ENTRIES", "MAXENTRIES", "PCNTFULL"
"eagle3", "EAGLE 45.1.0-64.75.0", "273", "2002-03-04", "20:41:11", "2013-09-25",
"15:04:13", "India Standard Time", "GLOBAL TITLE SELECTOR", "8", "205216", "1%"
"DOMAIN", "GTI", "TT", "NP", "NAI", "CGSSN", "SELID", "LSN", "CDPA GTTSET", "GTTSN", "CGPA
GTTSET", "OVERLAPD"
"ITU-N16", 0, "----", "--", "----", "any", "none", "any", "----
(---)", "gttl (cgpc)", "NO"
"ITU-N16", 2, 10, "--", "----", "any", "none", "any", "----
(---)", "gttl (cgpc)", "NO"
"ITU-N16", 4, 10, "x121", "nat1", "any", "none", "any", "----
(---)", "gttl (cgpc)", "NO"

```

Maximum File Size

For a report having a maximum of 105216 GTT Selector entries (prior to OBSR ON):

System header + Report header + Report data
 $250 + 108 + 109 \times 105216 = 22,368,902$ bytes

For a report having a maximum of 205216 GTT Selector entries (FLOBR is ON or OBSR is enabled):

System header + Report header + Report data
 $250 + 108 + 109 \times 205216 = 22,368,902$ bytes



Note:

If OBSR is enabled and FLOBR is OFF, the LSN field will always have the value any.

GTT Set (rtrv-gttset)

The output content for rtrv-gttset contains a list of administered GTT sets. This report is generated if the EGTT feature is turned on.

Table 5-6 Output Content for rtrv-gttset

Field Name	Description	Data
GTTSN	GTT set name	ASCII text
NETDOM	Network Domain	ASCII text
SETTYPE	GTT Set Type	ASCII text
REFCNT	Reference Count	Integer
NPSN	Not Present Set Name	ASCII text
CHECKMULCOMP	Decode multiple components of a TCAP message	ASCII text
SETIDX	GTTSet Index	Integer
GTTSETMEASRQD	Per GTTSet Measurement Required	ASCII Text
SXUDT	Segmented XUDT	ASCII Text
NDGT	Number of Digits translated (represented as ASCII text because it can contain multiple integer values separated by spaces)	ASCII text

Example output file name: gttset_20170719_1420.csv

Values for un-provisioned fields are displayed as blank or "---". Abbreviated example output file format:

```
"CLLI", "SWREL", "DBLEVEL", "DBDATE", "DBTIME", "RPTDATE", "RPTIME", "TZ", "RPTDATA", "NUM
ENTRIES", "MAXENTRIES", "PCNTFULL"
"eagle1", "EAGLE
46.6.0.0-71.1.0", "19", "2017-07-19", "07:18:32", "2017-07-19", "07:19:45", "Eastern
Standard Time", "GLOBAL TITLE SET", "4", "10000", "1%"

"GTTSN", "NETDOM", "SETTYPE", "REFCNT", "NPSN", "CHECKMULCOMP", "SETIDX", "GTTSETMEASRQD
", "SXUDT", "NDGT"
"tst1", "itu", "CDGTA", "0", "----", "----", "0", "no", "----", "6"
"tst2", "itu", "CDGTA", "0", "----", "----", "1", "yes", "----", "6"
"new1", "itu", "OPCODE", "0", "----", "off", "2", "no", "no", "-"
"new2", "itu", "OPCODE", "0", "----", "off", "3", "trans", "yes", "-"
```

Maximum File Size

System header + Report header + Report data
250 + 97 + 95 x 10000 = 950,347 bytes

GTT Actions (rtrv-gttact)

The output content for `rtrv-gttact` contains a list of administered GTT Actions (Discard, UDTS, TCAPERR, Duplicate, Forward, Service, Sfthrot, Sflog, and Scpval). This report is generated when the **EGTT** feature is turned on.

Table 5-7 Output Content for rtrv-gttact

Field Name	Description	Data
ACTID	GTT Action ID	ASCII text
ACTION	GTT Action	ASCII text
THRESHOLD	Threshold with SFTHROT GTT Action	Integer

Table 5-7 (Cont.) Output Content for rtrv-gttact

Field Name	Description	Data
BURSTS	Burst of message	Integer
TPRM	TCAP parameter	ASCII text
SPRM	SCCP parameter	ASCII text
NDGT	Number of digits to match	Integer
ATCAPERR	ANSI TCAP Error Code	Integer
ITCAPERR	ITU TCAP Error Code	Integer
UDTSERR	UDTS Error Code	Integer
UIMREQD	UIM Required	ASCII text
PC	Point Code	ASCII text
RI	Routing Indicator	ASCII text
SSN	Subsystem Number	Integer
MRNSET	MRN Set ID	ASCII text
MAPSET	MAP Set ID	ASCII text
REFCNT	Reference Count	Integer
CDGTMODID	Called GTMOD ID	ASCII text
CGGTMODID	Calling GTMOD ID	ASCII text
LOOPSET	Loopset Name	ASCII text
DEFACTID	Default Action ID	ASCII text
SCFADDR	SCF Address	ASCII Text
FAILACTID	Failure Action ID	ASCII Text
HLRADDR	HLR Address	ASCII Text
TT	Translation Type	Integer
FWDGTT	Forward GTT	ASCII Text
ATIRESCGMODID	Calling Party Global Title Modification Identifier for ATI response	ASCII Text
PSIRESCGMODID	Calling Party Global Title Modification Identifier for PSI response	ASCII Text
HANDLRESP	On/Off indication of whether or not the ATI/PSI response will be sent to the SFAPP card	ASCII Text
USEICMSG	Use Incoming Message	ASCII text
CGPCOGMSG	CGPC Outgoing Message	ASCII text
CGPC	Calling Party Point Code	ASCII text
SRVCNAME	Service Name	ASCII text
SRVCERR	Service Error	ASCII text
SNP	Service Numbering Plan	ASCII text
SNAI	Service Nature of Address Indicator	ASCII text

Example Output File Name: gttact_20100315_1243.csv

Values for un-provisioned fields are displayed as blank or "---". Abbreviated example output file format:

```
"CLLI", "SWREL", "DBLEVEL", "DBDATE", "DBTIME", "RPTDATE", "RPTIME", "TZ", "RPTDATA", "NUM
ENTRIES", "MAXENTRIES", "PCNTFULL"
« tekelecstp », »EAGLE
42.0.0-63.12.0 », "36", "2010-03-15", "15:58:14", "2010-03-15", "15:58:35",
"CST", "GLOBAL TITLE ACTION", "5", "2000", "1%"
```

```

"ACTID", "ACTION", "ATCAPERR", "ITCAPERR", "UDTSERR", "UIMREQD", "PC", "RI", "SSN", "MRNSE
T",
"MAPSET", "REFCNT", "CDGTMODID", "CGGTMODID", "LOOPSET", "DEFACTID", "USEICMSG", "CGPCOG
MSG", "CGPC"
"dup1", "dup",,,,,, " 001-001-003", "gt", "----",,,,"1", "gtmod04", "----- ",,,,"
On", "dflt", "----"
"dup2", "dup",,,,,, " 1-101-3", "gt", "----",,,,"1", "gtmod04", "----- ",,,,"
On", "dflt", "----"
"discard1", "disc", "----", "----", "----", " On",,,,,,"0",,,,,,
"dupact1", "dup",,,,,, " 1-101-1", "gt", "----",,,,"1", "gtmod04", "----- ",,,,"
Off", "dflt", "----"
"forward1", "fwd",,,,,, " 001-001-001", "gt", "----",,,,"2", "gtmod05", "-----
", "fallback", " Off", "dflt", "----"
"dupact2", "dup",,,,,, " 1-101-4", "ssn", "21",,,,"1", "gtmod11", "gtmod08",,,,"
Off", "dflt", "----"

```

J7 Point Code Support Example: gttact_20020304_2041.csv

```

"CLLI", "SWREL", "DBLEVEL", "DBDATE", "DBTIME", "RPTDATE", "RPTIME", "TZ", "RPTDATA", "NUM
ENTRIES", "MAXENTRIES", "PCNTFULL"
"eagle3", "EAGLE 45.1.0-64.75.0", "273", "2002-03-04", "20:41:11", "2013-09-25",
"15:04:13", "India Standard Time", "GLOBAL TITLE ACTION", "1", "2000", "1%"

"ACTID", "ACTION", "ATCAPERR", "ITCAPERR", "UDTSERR", "UIMREQD", "PC", "RI", "SSN", "MRNSE
T",
"MAPSET", "REFCNT", "CDGTMODID", "CGGTMODID", "LOOPSET", "DEFACTID", "USEICMSG", "CGPCOG
MSG", "CGPC"
"actfwd5", "fwd",,,,,, " 001-05-01", "gt", "----", "DFLT", "-----", "0", "-----
", "----- ", "fallback", " off", "remove", " 001-05-00",

```

GTT Actions to Trigger EAGLE Services Example: gttact_20150920_1124.csv

```

"CLLI", "SWREL", "DBLEVEL", "DBDATE", "DBTIME", "RPTDATE", "RPTIME", "TZ", "RPTDATA", "NUM
ENTRIES", "MAXENTRIES", "PCNTFULL"
"tekelecstp", "", "38", "2015-09-20", "11:24:17", "2015-09-20", "11:25:01", "India
Standard Time", "GLOBAL TITLE ACTION", "7", "2000", "1%"

"ACTID", "ACTION", "THRESHOLD", "BURSTS", "TPRM", "SPRM", "NDGT", "ATCAPERR", "ITCAPERR",
"UDTSERR",
"UIMREQD", "PC", "RI", "SSN", "MRNSET", "MAPSET", "REFCNT", "CDGTMODID", "CGGTMODID", "LOO
PSET", "DEFACTID", "USEICMSG", "CGPCOGMSG", "CGPC", "SRVCNAME", "SRVCERR", "SNP", "SNAI"
"shdup", "dup",,,,,, " 06577", "gt", "----",,,,"0", "gtmod04", "----- ",,,,"
off", "dflt", "----",,,,"
"shfwd", "fwd",,,,,, " 06577", "gt", "----",,,,"0", "----- ", "-----
", "fallback", " off", "dflt", "----",,,,"
"actsrv7", "srvc",,,,,, "0",,,,,, "SMSMR", "GTT", "E164", "RNNDN"
"th1", "sfthrot", 1, 0, "0", "discard",,,,,,
"th2", "sfthrot", 4294967290, 1, "1", "fallback",,,,,,
"log1", "sflog",,,,,, "0",,,,,,
"scp1", "scpval",,,,"smrpoa", "cdpa", 21, "off",,,,,, "1", "fallback", "off",,,,,,

```

New GTT Action SFAPP related parameters example: gttact_20171110_1801.csv

```

"CLLI", "SWREL", "DBLEVEL", "DBDATE", "DBTIME", "RPTDATE", "RPTIME", "TZ", "RPTDATA", "NUM
ENTRIES", "MAXENTRIES", "PCNTFULL"
"tekelecstp", "EAGLE
46.5.1.5.0-73.2.0", "65", "2017-11-10", "18:01:34", "2017-11-10", "07:47:19", "Eastern
Standard Time", "GLOBAL TITLE ACTION", "6", "2000", "1%"

"ACTID", "ACTION", "THRESHOLD", "BURSTS", "TPRM", "SPRM", "NDGT", "ATCAPERR", "ITCAPERR",

```

```

"UDTSERR", "UIMREQD", "PC", "RI", "SSN", "MRNSET", "MAPSET", "REFCNT", "CDGTMODID", "CGGTM
ODID", "LOOPSET", "DEFACTID", "SCFADDR", "FAILACTID", "HLRADDR", "TT", "FWDGTT", "USEICMS
G", "CGPCOGMSG", "CGPC", "SRVCNAME", "SRVCERR", "SNP", "SNAI"
"sfapp1", "sfapp",,,,,,"ALL",,,,,
off,,,,,"0",,,,,,"fallback", "123456", "DISCARD", "TCAPPARM", "2",,, " off",,,,,,
"scpl", "scpval",,,,,"smrpa", "cdpa", "ALL",,,,,," off",,,,,,"0",,,,,,"discard",,,,,,
off",,,,,,
"sfapp2", "sfapp",,,,,,"ALL",,,,,
off,,,,,"0",,,,,,"fallback", "123956", "DISCARD", "USECDPA",,,,, " off",,,,,,
"sfthrot1", "sfthrot", "2500", "1",,,,,,,,"0",,,,,,"discard",,,,,,
"actfwd3", "fwd",,,,,,,,"3-003-1", "gt", "----", "DFLT", "-----", "0", "-----
", "-----
", "fallback",,,,,," off", "dflt", "----",,,,
"sfapp3", "sfapp",,,,,,"ALL",,,,,
off,,,,,"0",,,,,,"fallback", "323956", "DISCARD", "FWDACT",,,,"actfwd3", " off",,,,,,

```

Maximum File Size

System header + Report header + Report data
250 + 252 + 246 x 2000 = 492,502 bytes

GTT Action Set (rtrv-gttaset)

The output content for rtrv-gttaset contains a list of administered GTT Action sets (a set contains one or more GTT Actions). This report is generated when the EGTT feature is turned on.

Table 5-8 Output Content for rtrv-gttaset

Field Name	Description	Data
ACTSN	GTT Action Set Name	ASCII text
REFCNT	Reference Count	Integer
TESTMODE	Test Mode	ASCII text
ACTID1	GTT Action ID 1	ASCII text
ACTID2	GTT Action ID 2	ASCII text
ACTID3	GTT Action ID 3	ASCII text
ACTID4	GTT Action ID 4	ASCII text
ACTID5	GTT Action ID 5	ASCII text
ACTID6	GTT Action ID 6	ASCII text

Example output file name: gttaset_20100315_1243.csv

Values for un-provisioned fields are displayed as blank or "---". Abbreviated example output file format:

```

"CLLI", "SWREL", "DBLEVEL", "DBDATE", "DBTIME", "RPTDATE", "RPTIME", "TZ", "RPTDATA", "NUM
ENTRIES", "MAXENTRIES", "PCNTFULL"
« tekelecstp », »EAGLE
42.0.0-63.12.0 », "35", "2010-03-15", "12:43:12", "2010-03-15",
"12:43:57", "CST", "GLOBAL TITLE ACTION SET", "3", "20000", "1%"

"ACTSN", "REFCNT", "TESTMODE", "ACTID1", "ACTID2", "ACTID3", "ACTID4", "ACTID5", "ACTID6"
"aset1", "0", "off", "act1", "-----", "-----", "-----", "-----", "-----"
"aset2", "0", "on", "-----", "act4", "-----", "act1", "-----", "-----"
"aset4", "0", "off", "-----", "-----", "-----", "-----", "-----", "act5"

```


Maximum File Size

System header + Report header + Report data
250 + 81 + 91 x 20,000 = 1,820,331 bytes

Global Title Modification (rtrv-gtmod)

The output content for rtrv-gtmod contains a list of administered GTMOD IDs and the associated data. This report is generated when the GTT feature is turned on.

Table 5-9 Output Content for rtrv-gtmod

Field Name	Description	Data
GTMODID	GT Modification ID	ASCII text
NTT	New Translation Type	ASCII text
NGTI	New Global Title Indicator	Integer
GT0FILL	GT0FILL	ASCII text
NNP	New Numbering Plan	Integer
NNAI	New Nature of Address Indicator	Integer
NPDD	Number of Prefix Digits to Delete	Integer
NSDD	Number of Suffix Digits to Delete	Integer
PRECD	Precedence	ASCII text
CGPASSN	Calling Party Subsystem Number	Integer
REFCNT	Reference Count	Integer
NPDS	New Prefix Digits String	ASCII text
NSDS	New Suffix Digits String	ASCII text

Example output file name: gtmod_20100520_0924.csv

Values for un-provisioned fields are displayed as blank or "---". Abbreviated example output file format:

```
"CLLI", "SWREL", "DBLEVEL", "DBDATE", "DBTIME", "RPTDATE", "RPTIME", "TZ", "RPTDATA", "NUM
ENTRIES", "MAXENTRIES", "PCNTFULL"
"eagle1", "", "83", "2010-05-20", "09:24:25", "2010-05-20", "09:24:59", "India Standard
Time", "GLOBAL TITLE MODIFICATION", "18", "100000", "1%"

"GTMODID", "NTT", "NGTI", "GT0FILL", "NNP", "NNAI", "NPDD", "NSDD", "PRECD", "CGPASSN", "RE
FCNT", "NPDS", "NSDS"
"gtmod01", "-", "4", "OFF", "15", "7", "-", "-", "PFX", "-", "0", " ", " "
"gtmod02", "6", "4", "ON", "4", "2", "5", "-", "PFX", "9", "0", " ", "1234"
"gtmod03", "-", "2", "ON", "-", "-", "-", "-", "PFX", "-", "2", "abcdef1234567809", "abc"
"gtmod04", "9", "-", "OFF", "-", "-", "5", "-", "PFX", "254", "0", " ", "1234567890abc"
"gtmod05", "-", "-", "OFF", "-", "-", "-", "-", "PFX", "231", "0", " ", " "
"gtmod06", "98", "2", "ON", "-", "-", "-", "-", "PFX", "-", "0", "abcdef1234567809", "abc"
"gtmod07", "-", "-", "OFF", "15", "127", "-", "-", "PFX", "-", "0", " ", " "
"gtmod08", "-", "-", "OFF", "-", "-", "-", "21", "SFX", "-", "0", " ", " "
"gtmod09", "-", "-", "OFF", "-", "-", "21", "-", "PFX", "-", "3", " ", "abcdefabcdef"
"gtmod10", "255", "-", "OFF", "-", "-", "-", "-", "PFX", "-", "0", " ", " "
"gtmod11", "89", "2", "OFF", "-", "-", "-", "-", "PFX", "78", "0", " ", " "
"gtmod12", "0", "2", "ON", "-", "-", "-", "-", "PFX", "-", "0", " ", " "
"gtmod13", "12", "4", "ON", "12", "120", "-", "-", "PFX", "-", "0", " ", " "
"gtmod14", "12", "4", "ON", "12", "23", "20", "-", "PFX", "-", "0", " ", " "
"gtmod15", "12", "4", "ON", "12", "23", "20", "12", "SFX", "-", "0", " ", " "
```

```
"gtmod16","-","-","OFF","-","-","12","-","PFX","-","0","123456789098765"," "
"gtmod17","-","-","OFF","-","-","12","-","SFX","-","5"," ","1788abc89098765"
"gtmod18","200","2","ON","-","-","-","-","PFX","199","0"," "," "
```

Maximum File Size

System header + Report header + Report data
250 + 100 + 93 x 100,000 = 9,300,350 bytes

GTT Action Path (rtrv-gttapath)

The output content for rtrv-gttapath contains a list of administered GTT Action paths. This report is generated if either of the GTT Action (Forward/Duplicate/Discard) feature is turned on.

Table 5-10 Output Content for rtrv-gttapath

Field Name	Description	Data
GTPN	GTT path name	ASCII text
OPGTTSN	GTT set name (Opcode Type)	ASCII text
CGGTTSN	GTT set name (CgPA Type)	ASCII text
CDGTTSN	GTT set name (CdPA Type)	ASCII text
OPCODE	TCAP Opcode	ASCII text
PKGTYPE	ANSI/ITU TCAP Package Type	ASCII text
FAMILY	Family	ASCII text
ACN	Application Context Name	ASCII text
CGGTA	Start of Global Title Address (CgPA Type)	ASCII text
ECGGTA	End of Global Title Address (CgPA Type)	ASCII text
CDGTA	Start of Global Title Address (CdPA Type)	ASCII text
ECDGTA	End of Global Title Address (CdPA Type)	ASCII text

Example output file name: gttapath_20100312_2003.csv

Values for un-provisioned fields are displayed as blank or "---". Abbreviated example output file format:

```
"CLLI","SWREL","DBLEVEL","DBDATE","DBTIME","RPTDATE","RPTIME","TZ","RPTDATA","NUM
ENTRIES","MAXENTRIES","PCNTFULL"
"tekelecstp","EAGLE 42.0.0-63.12.0","40","2010-03-12","20:03:01","2010-03-12",
"20:03:10","CST","GLOBAL TITLE ACTION PATH","3","10000","1%"

"GTPN","OPGTTSN","CGGTTSN","CDGTTSN","OPCODE","PKGTYPE","FAMILY","ACN","CGGTA",
"ECGGTA","CDGTA","ECDGTA"
"path1","op1","-----","-----","1","rsp","2",,,,,
"path2","-----","-----","cdgta1",,,,,,"987652","987652"
"path3","-----","cggtal","cdgta2",,,,,,"987651","987651","987525","987565"
```

Maximum File Size

System header + Report header + Report data
250 + 105 + 131 x 10000 = 1,310,355 bytes

SRVSEL (rtrv-srvsel)

The output content for `rtrv-srvsel` is shown in [Table 5-11](#).

Table 5-11 Output Content for rtrv-srvsel

Field Name	Description	Data
GTIN	Global title indicator	Integer
TT	Translation type	Integer
NP	Numbering plan	ASCII text
NAI	Nature of address indicator	ASCII text
SSN	Subsystem number	Integer
SNP	Service numbering plan	ASCII text
SNAI	Service nature of address indicator	ASCII text
SERV	Service module card service	ASCII text
RQDTBLNOP	RequiredTBLNotPresent	ASCII text
GTTRQD	GTT Required indicator	ASCII text
DFLTACT	Default Action ID	ASCII text
GTTSELID	Selector ID	ASCII text

Example Output File: `srvsel_20031002_1338.csv`

Abbreviated example output file format:

```
"CLLI", "SWREL", "DBLEVEL", "DBDATE", "DBTIME", "RPTDATE", "RPTIME", "TZ", "RPTDATA", "NUM
ENTRIES", "MAXENTRIES", "PCNTFULL"<cr><lf>
"tekelecstp", "EAGLE 42.0.0-63.12.0", "482", "2009-12-12", "11:48:23", "2009-12-12",
"10:29:49", "India Standard Time", "SRVSEL", 6, 20992, "1%"

"GTIA", "TT", "NP", "NAI", "SSN", "SNP", "SNAI", "SERV", "RQDTBLNOP", "GTTRQD", "DFLTACT",
"GTTSELID"
2,10,"--", "----", 21, "e164", "intl", "gflex", "udts", "no", "none", "45"
2,11,"--", "----", 21, "e164", "natl", "gflex", "disc", "no", "dflt", "none"
2,12,"--", "----", 21, "e164", "sub", "gflex", "gtt", "yes", "act1", "none"
2,13,"--", "----", 21, "e212", "intl", "gflex", "gtt", "no", "dflt", "34"
2,15,"--", "----", 12, "----", "----", "vflex", "disc", "----", "-----", "-----"
"GTII", "TT", "NP", "NAI", "SSN", "SNP", "SNAI", "SERV", "GTTRQD", "DFLTACT", "GTTSELID"
2,8,"--", "----", 8, "e164", "sub", "gport", "gtt", "yes", "act1", 2
```

Maximum File Size

System header + Report header + Report data
 $250 + 92 + 20992 \times 106 = 2,225,494$ bytes

6

GWS Tables

This chapter describes GWS table data reports.

Maximum Number of Reference Rules

The maximum number of reference rules used in the data header for each reference type is 362700, which is a system-wide value determining the total number of rules that all reference types can have all together. There is no separate maximum number of rules defined for each single reference type. One reference type can have more rules than the other types, but all rules together can not be over 362700.

SCR-AFTPC (rtrv-scr-aftpc)

Output content for `rtrv-scr-aftpc:all=yes` contains all affected PC/SSN screening references and associated attributes (affected point code, affected subsystem number, next screening function identifier, next screening reference, supplier specific parameter, and remarks) in the affected PC/SSN entity set.

Table 6-1 Output Content for rtrv-scr-aftpc:all=yes

Field Name	Description	Data
SR	Screening Reference name	ASCII text
REF	Referential status	ASCII text
DOMAIN	Network domain for affected point code	ASCII text
PC	Affected point code (in one of the following forms: ANSI, ITU-International, ITU-National)	ASCII text
SSN	Subsystem number associated with the point code identified by PC	Integer
NSFI	Next screening function identifier	ASCII text
NSR/ACT	Next screening reference or action to be taken	ASCII text

Example Output File: scr-aftpc_20031002_1338.csv

Abbreviated example output file format:

```
"CLLI", "SWREL", "DBLEVEL", "DBDATE", "DBTIME", "RPTDATE", "RPTIME", "TZ", "RPTDATA", "NUM
ENTRIES", "MAXENTRIES", "PCNTFULL"<cr><lf>
"tekelecstp", "EAGLE
31.3.0-53.5.0", "1362156", "2003-10-02", "13:38:15", "2003-10-07",
"15:49:53", "Eastern Standard Time", "ALLOWED AFTPC SCREENING
REFERENCE", "6", "362700", "1%"<cr><lf>

"SR", "REF", "DOMAIN", "PC", "SSN", "NSFI", "NSR/ACT"<cr><lf>
"apcl", "yes", "ANSI", "008-050-008", "*", "STOP", "-----"<cr><lf>
"apcl", "yes", "ANSI", "008-051-008", "*", "STOP", "-----"<cr><lf>
"apcl", "yes", "ANSI", "008-060-*", "*", "STOP", "-----"<cr><lf>
"apcl", "yes", "ANSI", "008-061-008", "*", "STOP", "-----"<cr><lf>
"af01", "no", "ITU-N24", "255-255-255", 1, "STOP", "-----"<cr><lf>
```

J7 Point Code Support Example: scr-aftpc_20020304_2041.csv

```
"CLLI", "SWREL", "DBLEVEL", "DBDATE", "DBTIME", "RPTDATE", "RPTIME", "TZ", "RPTDATA", "NUM
ENTRIES", "MAXENTRIES", "PCNTFULL"
"eagle3", "EAGLE 45.1.0-64.75.0", "273", "2002-03-04", "20:41:11", "2013-09-25",
"15:04:13", "India Standard Time", "ALLOWED AFTPC SCREENING
REFERENCE", "1", "362700", "1%"

"SR", "REF", "DOMAIN", "PC", "SSN", "NSFI", "NSR/ACT"
"af01", "no", "ITU-N16", "001-02-03", 10, "STOP", "-----"
```

Maximum File Size

For a report of 362700 screening references:

System header + Report header + Report data
250 + 45 + 56 x 362700 = 20,311,495 bytes

SCR-BLKDPC (rtrv-scr-blkdpc)

Output content for `rtrv-scr-blkdpc:all=yes` contains attributes of all blocked Destination Point Code screening references in the BLKDPC entity set.

Table 6-2 Output Content for `rtrv-scr-blkdpc:all=yes`

Field Name	Description	Data
SR	Screening reference name	ASCII text
REF	Referential status (yes or no)	ASCII text
DOMAIN	Network domain for DPC	ASCII text
DPC	Destination point code	ASCII text
NSFI	Next screening function identifier	ASCII text
NSR/ACT	Next screening reference or action to be taken	ASCII text

Example Output File: scr-blkdpc_20031002_1338.csv

Abbreviated example output file format:

```
"CLLI", "SWREL", "DBLEVEL", "DBDATE", "DBTIME", "RPTDATE", "RPTIME", "TZ", "RPTDATA", "NUM
ENTRIES", "MAXENTRIES", "PCNTFULL"<cr><lf>
"tekelecstp", "EAGLE
31.3.0-53.5.0", "1362156", "2003-10-02", "13:38:15", "2003-10-07",
"15:49:16", "Eastern Standard Time", "BLOCKED DPC SCREENING
REFERENCE", "5050", "362700", "1%"<cr><lf>

"SR", "REF", "DOMAIN", "DPC", "NSFI", "NSR/ACT"<cr><lf>
"b001", "yes", "ANSI", "C-C-C", "STOP", "-----"<cr><lf>
"bdp1", "yes", "ANSI", "211-195-178", "FAIL", "-----"<cr><lf>
"bd30", "no", "ITU-N24", "255-255-255", "FAIL", "-----"<cr><lf>
"bd30", "no", "ITU-N24", "C-C-C", "STOP", "-----"<cr><lf>
```

J7 Point Code Support Example: scr-aftpc_20020304_2041.csv

```
"CLLI", "SWREL", "DBLEVEL", "DBDATE", "DBTIME", "RPTDATE", "RPTIME", "TZ", "RPTDATA", "NUM
ENTRIES", "MAXENTRIES", "PCNTFULL"
"eagle3", "EAGLE 45.1.0-64.75.0", "273", "2002-03-04", "20:41:11", "2013-09-25",
"15:04:13", "India Standard Time", "BLOCKED DPC SCREENING
```

```
REFERENCE", "2", "362700", "1%"

"SR", "REF", "DOMAIN", "DPC", "NSFI", "NSR/ACT"
"b101", "no", "ITU-N16", "001-02-03", "FAIL", "-----"
"b101", "no", "ITU-N16", "C-C-C", "STOP", "-----"
```

Maximum File Size

For a report of 362700 screening references:

```
System header + Report header + Report data
250 + 45 + 56 x 362700 = 20,311,495 bytes
```

SCR-BLKOPC (rtrv-scr-blkopc)

Output content for `rtrv-scr-blkopc:all=yes` contains attributes of all blocked Originating Point Code screening references in the BLKOPC entity set.

Table 6-3 Output Content for `rtrv-scr-blkopc:all=yes`

Field Name	Description	Data
SR	Screening reference name	ASCII text
REF	Referential status (yes or no)	ASCII text
DOMAIN	Network domain for OPC	ASCII text
OPC	Originating point code	ASCII text
NSFI	Next screening function identifier	ASCII text
NSR/ACT	Next screening reference or action to be taken	ASCII text

Example Output File: `scr-blkopc_20031002_1338.csv`

Abbreviated example output file format:

```
"CLLI", "SWREL", "DBLEVEL", "DBDATE", "DBTIME", "RPTDATE", "RPTIME", "TZ", "RPTDATA", "NUM
ENTRIES", "MAXENTRIES", "PCNTFULL"<cr><lf>
"tekelecstp", "EAGLE
31.3.0-53.5.0", "1362156", "2003-10-02", "13:38:15", "2003-10-07",
"15:49:18", "Eastern Standard Time", "BLOCKED OPC SCREENING
REFERENCE", "5050", "362700", "1%"<cr><lf>

"SR", "REF", "DOMAIN", "OPC", "NSFI", "NSR/ACT"<cr><lf>
"bop1", "yes", "ANSI", "211-195-176", "FAIL", "-----"<cr><lf>
"bop8", "yes", "ANSI", "C-C-C", "SIO", "sio8"<cr><lf>
"e001", "yes", "ANSI", "C-C-C", "SIO", "d001"<cr><lf>
"bo30", "no", "ITU-N24", "255-002-003", "FAIL", "-----"<cr><lf>
"bo30", "no", "ITU-N24", "C-C-C", "STOP", "-----"<cr><lf>
```

J7 Point Code Support Example: `scr-blkopc_20020304_2041.csv`

```
"CLLI", "SWREL", "DBLEVEL", "DBDATE", "DBTIME", "RPTDATE", "RPTIME", "TZ", "RPTDATA", "NUM
ENTRIES", "MAXENTRIES", "PCNTFULL"
"eagle3", "EAGLE 45.1.0-64.75.0", "273", "2002-03-04", "20:41:11", "2013-09-25",
"15:04:13", "India Standard Time", "BLOCKED OPC SCREENING
REFERENCE", "2", "362700", "1%"

"SR", "REF", "DOMAIN", "OPC", "NSFI", "NSR/ACT"
"b101", "no", "ITU-N16", "001-02-03", "FAIL", "-----"
"b101", "no", "ITU-N16", "C-C-C", "STOP", "-----"
```

Maximum File Size

For a report of 362700 screening references:

System header + Report header + Report data
250 + 45 + 56 x 362700 = 20,311,495 bytes

SCR-CDPA (rtrv-scr-cdpa)

Output content for `rtrv-scr-cdpa:all=yes` lists all the allowed called party address (CDPA) screening references in the CDPA entity set.

Table 6-4 Output Content for rtrv-scr-cdpa:all=yes

Field Name	Description	Data
SR	Screening reference name	ASCII text
REF	Referential status (yes or no)	ASCII text
PC	Point code referenced in the screen (in one of the following forms: ANSI, ITU-International, ITU-National)	ASCII text
SSN	Subsystem number associated with the point code identified by OPC	Integer
SCMGFID	SCMG format ID	ASCII text
NSFI	Next screening function identifier	ASCII text
NSR/ACT	Next screening reference or action to be taken	ASCII text

Example Output File: scr-cdpa_20031002_1338.csv

Abbreviated example output file format:

```
"CLLI", "SWREL", "DBLEVEL", "DBDATE", "DBTIME", "RPTDATE", "RPTIME", "TZ", "RPTDATA", "NUM
ENTRIES", "MAXENTRIES", "PCNTFULL"<cr><lf>
"tekelecstp", "EAGLE
31.3.0-53.5.0", "1362156", "2003-10-02", "13:38:15", "2003-10-07",
"15:49:19", "Eastern Standard Time", "ALLOWED CDPA SCREENING
REFERENCE", "398", "362700", "1%"<cr><lf>
```

```
"SR", "REF", "DOMAIN", "PC", "SSN", "SCMGFID", "NSFI", "NSR/ACT"<cr><lf>
"cdal", "yes", "ANSI", "008-050-008", "*", "-----", "STOP", "-----"<cr><lf>
"cdal", "yes", "ANSI", "008-051-008", "*", "-----", "STOP", "-----"<cr><lf>
"cdal", "yes", "ANSI", "008-060-*", "*", "-----", "STOP", "-----"<cr><lf>
"cdb1", "yes", "ANSI", "250-253-190", 1, "*", "AFTPC", "apcl"<cr><lf>
"cdb1", "yes", "ANSI", "006-200-*", 1, "1", "AFTPC", "apcl"<cr><lf>
"cdb1", "yes", "ANSI", "008-050-008", 1, "1", "AFTPC", "apcl"<cr><lf>
"cd01", "no", "ITU-N24", "255-255-255", 1, "1", "AFTPC", "af01"<cr><lf>
```

J7 Point Code Support Example: scr-cdpa_20020304_2041.csv

```
"CLLI", "SWREL", "DBLEVEL", "DBDATE", "DBTIME", "RPTDATE", "RPTIME", "TZ", "RPTDATA", "NUM
ENTRIES", "MAXENTRIES", "PCNTFULL"
"eagle3", "EAGLE 45.1.0-64.75.0", "273", "2002-03-04", "20:41:11", "2013-09-25",
"15:04:13", "India Standard Time", "ALLOWED CDPA SCREENING
REFERENCE", "1", "362700", "1%"
```

```
"SR", "REF", "DOMAIN", "PC", "SSN", "SCMGFID", "NSFI", "NSR/ACT"
"cd01", "no", "ITU-N16", "001-02-03", 10, "-----", "STOP", "-----"
```

Maximum File Size

For a report of 362700 screening references:

System header + Report header + Report data
250 + 52 + 66 x 362700 = 23,938,502 bytes

SCR-CGPA (rtrv-scr-cgpa)

Output content for `rtrv-scr-cgpa:all=yes` lists all the allowed calling party address (CGPA) screening references in the CGPA entity set.

Note:

NUMENTRIES in the SCR-CGPA data report files shows the number of rules provisioned for the listed Screening References, and not the count of table entries.

Table 6-5 Output Content for rtrv-scr-cgpa:all=yes

Field Name	Description	Data
SR	Screening reference name	ASCII text
REF	Referential status (yes or no)	ASCII text
DOMAIN	Network domain for PC	ASCII text
PC	Point code referenced in the screen (in one of the following forms: ANSI, ITU-International, ITU-National)	ASCII text
SSN	Subsystem number associated with the point code identified by OPC	Integer
RI	Routing indicator	ASCII text
SCCPMT	SCCP message type	ASCII text
NSFI	Next screening function identifier	ASCII text
NSR/ACT	Next screening reference or action to be taken	ASCII text

Example Output File: scr-cgpa_20031002_1338.csv

Abbreviated example output file format:

```
"CLLI", "SWREL", "DBLEVEL", "DBDATE", "DBTIME", "RPTDATE", "RPTIME", "TZ", "RPTDATA", "NUM
ENTRIES", "MAXENTRIES", "PCNTFULL"<cr><lf>
"tekelecstp", "EAGLE
31.3.0-53.5.0", "1362156", "2003-10-02", "13:38:15", "2003-10-07",
"15:49:19", "Eastern Standard Time", "ALLOWED CGPA SCREENING
REFERENCE", "4945", "362700", "1%"<cr><lf>

"SR", "REF", "DOMAIN", "PC", "SSN", "RI", "SCCPMT", "NSFI", "NSR/ACT"<cr><lf>
"cga1", "yes", "ANSI", "008-050-008", "*", "GT", "*", "TT", "tt01"<cr><lf>
"cga4", "yes", "ANSI", "254-177-*", "*", "GT", "*", "TT", "tt04"<cr><lf>
"cga4", "yes", "ANSI", "008-060-*", "*", "DPC", "*", "CDPA", "cdb1"<cr><lf>
"cg1", "no", "ITU-N24", "001-001-001", "1", "DPC", "*", "STOP", "-----"<cr><lf>
```

J7 Point Code Support Example: scr-cgpa_20020304_2041.csv

```
"CLLI", "SWREL", "DBLEVEL", "DBDATE", "DBTIME", "RPTDATE", "RPTIME", "TZ", "RPTDATA", "NUM
ENTRIES", "MAXENTRIES", "PCNTFULL"
```



```
"eagle3", "EAGLE 45.1.0-64.75.0", "273", "2002-03-04", "20:41:11", "2013-09-25",
"15:04:13", "India Standard Time", "ALLOWED CGPA SCREENING
REFERENCE", "1", "362700", "1%"
```

```
"SR", "REF", "DOMAIN", "PC", "SSN", "RI", "SCCPMT", "NSFI", "NSR/ACT"
"cg01", "no", "ITU-N16", "001-02-03", 10, "GT ", "* ", "STOP", "-----"
```

Maximum File Size

For a report of 362700 screening references:

```
System header + Report header + Report data
250 + 52 + 66 x 362700 = 23,938,502 bytes
```

SCR-DESTFLD (rtrv-scr-destfld)

Output content for `rtrv-scr-destfld:all=yes` lists all the attributes of all allowed affected Destination field screening references and associated attributes (destination point code, next screening function identifier, next screening function reference) that are allowed to receive SS7 messages from another network.

Table 6-6 Output Content for `rtrv-scr-destfld:all=yes`

Field Name	Description	Data
SR	Screening reference name	ASCII text
REF	Referential status (yes or no)	ASCII text
DOMAIN	Network domain for PC	ASCII text
PC	Point code referenced in the screen (in one of the following forms: ANSI, ITU-International, ITU-National)	ASCII text
NSFI	Next screening function identifier	ASCII text
NSR/ACT	Next screening reference or action to be taken	ASCII text

Example Output File: `scr-destfld_20031002_1338.csv`

Abbreviated example output file format:

```
"CLLI", "SWREL", "DBLEVEL", "DBDATE", "DBTIME", "RPTDATE", "RPTIME", "TZ", "RPTDATA", "NUM
ENTRIES", "MAXENTRIES", "PCNTFULL"<cr><lf>
"tekelecstp", "EAGLE
31.3.0-53.5.0", "1362156", "2003-10-02", "13:38:15", "2003-10-07",
"15:49:53", "Eastern Standard Time", "ALLOWED DESTINATION FIELD SCREENING
REFERENCE", "101804", "362700", "28%"<cr><lf>

"SR", "REF", "DOMAIN", "PC", "NSFI", "NSR/ACT"<cr><lf>
"a001", "yes", "ANSI", "009-009-009", "STOP", "-----"<cr><lf>
"a001", "yes", "ANSI", "227-255-235", "STOP", "-----"<cr><lf>
"dst1", "no", "ITU-N24", "001-001-001", "STOP", "-----"<cr><lf>
"dst1", "no", "ITU-N24", "255-255-255", "STOP", "-----"<cr><lf>
```

J7 Point Code Support Example: `scr-destfld_20020304_2041.csv`

```
"CLLI", "SWREL", "DBLEVEL", "DBDATE", "DBTIME", "RPTDATE", "RPTIME", "TZ", "RPTDATA", "NUM
ENTRIES", "MAXENTRIES", "PCNTFULL"
"eagle3", "EAGLE 45.1.0-64.75.0", "273", "2002-03-04", "20:41:11", "2013-09-25",
"15:04:13", "India Standard Time", "ALLOWED DESTINATION FIELD SCREENING
REFERENCE", "1", "362700", "1%"
```

```
"SR", "REF", "DOMAIN", "PC", "NSFI", "NSR/ACT"
"ds01", "no", "ITU-N16", "001-02-03", "STOP", "-----"
```

Maximum File Size

For a report of 362700 screening references:

```
System header + Report header + Report data
250 + 52 + 66 x 362700 = 23,938,502 bytes
```

SCR-DPC (rtrv-scr-dpc)

Output content for `rtrv-scr-dpc:all=yes` lists all the attributes of all allowed DPC screening references and associated attributes (destination point code, next screening function identifier, next screening function reference) that are allowed to receive SS7 messages from another network.

Table 6-7 Output Content for `rtrv-scr-dpc:all=yes`

Field Name	Description	Data
SR	Screening reference name	ASCII text
REF	Referential status (yes or no)	ASCII text
DOMAIN	Network domain for PC	ASCII text
PC	Point code referenced in the screen (in one of the following forms: ANSI, ITU-International, ITU-National)	ASCII text
NSFI	Next screening function identifier	ASCII text
NSR/ACT	Next screening reference or action to be taken	ASCII text

Example Output File: `scr-dpc_20031007_1338.csv`

Abbreviated example output file format:

```
"CLLI", "SWREL", "DBLEVEL", "DBDATE", "DBTIME", "RPTDATE", "RPTIME", "TZ", "RPTDATA", "NUM
ENTRIES", "MAXENTRIES", "PCNTFULL"<cr><lf>
" tekelecstp", "EAGLE
31.3.0-53.5.0", "1362156", "2003-10-02", "13:38:15", "2003-10-07",
"15:49:21", "Eastern Standard Time", "ALLOWED DPC SCREENING
REFERENCE", "102259", "362700", "28%"<cr><lf>
```

```
"SR", "REF", "DOMAIN", "PC", "NSFI", "NSR/ACT"<cr><lf>
"c001", "yes", "ANSI", "009-009-009", "BLKDPC", "b001"<cr><lf>
"dpc1", "no", "ITU-N24", "001-001-001", "STOP", "-----"<cr><lf>
"IDD", "yes", "ANSI", "*-*-*", "STOP", "COPY"<cr><lf>
```

J7 Point Code Support Example: `scr-dpc_20020304_2041.csv`

```
"CLLI", "SWREL", "DBLEVEL", "DBDATE", "DBTIME", "RPTDATE", "RPTIME", "TZ", "RPTDATA", "NUM
ENTRIES", "MAXENTRIES", "PCNTFULL"
"eagle3", "EAGLE 45.1.0-64.75.0", "273", "2002-03-04", "20:41:11", "2013-09-25",
"15:04:13", "India Standard Time", "ALLOWED DPC SCREENING
REFERENCE", "1", "362700", "1%"
```

```
"SR", "REF", "DOMAIN", "PC", "NSFI", "NSR/ACT"
" d01", "no", "ITU-N16", "001-02-03", "STOP", "-----"
```

Maximum File Size

For a report of 362700 screening references:

System header + Report header + Report data
250 + 52 + 66 x 362700 = 23,938,502 bytes

SCR-OPC (rtrv-scr-opc)

Output content for `rtrv-scr-opc:all=yes` lists all the attributes of all allowed OPC screening references and associated attributes (originating point code, next screening function identifier, next screening function reference) that are allowed to receive SS7 messages from another network.

Table 6-8 Output Content for `rtrv-scr-opc:all=yes`

Field Name	Description	Data
SR	Screening reference name	ASCII text
REF	Referential status (yes or no)	ASCII text
DOMAIN	Network domain for point code	ASCII text
PC	Point code referenced in the screen (in one of the following forms: ANSI, ITU-International, ITU-National)	ASCII text
NSFI	Next screening function identifier	ASCII text
NSR/ACT	Next screening reference or action to be taken	ASCII text

Example Output File: `scr-opc_20031002_1338.csv`

Abbreviated example output file format:

```
"CLLI", "SWREL", "DBLEVEL", "DBDATE", "DBTIME", "RPTDATE", "RPTIME", "TZ", "RPTDATA", "NUM
ENTRIES", "MAXENTRIES", "PCNTFULL" <cr><lf>
"tekelecstp", "EAGLE
31.3.0-53.5.0", "1362156", "2003-10-02", "13:38:15", "2003-10-07",
"15:49:35", "Eastern Standard Time", "ALLOWED OPC SCREENING
REFERENCE", "101732", "362700", "28%" <cr><lf>

"SR", "REF", "DOMAIN", "PC", "NSFI", "NSR/ACT" <cr><lf>
"f001", "yes", "ANSI", "009-009-009", "BLKOPC", "e001" <cr><lf>
"opc8", "yes", "ANSI", "250-254-*", "BLKOPC", "bop8" <cr><lf>
"opc1", "no", "ITU-N24", "001-001-001", "STOP", "-----" <cr><lf>
```

J7 Point Code Support Example: `scr-opc_20020304_2041.csv`

```
"CLLI", "SWREL", "DBLEVEL", "DBDATE", "DBTIME", "RPTDATE", "RPTIME", "TZ", "RPTDATA", "NUM
ENTRIES", "MAXENTRIES", "PCNTFULL"
"eagle3", "EAGLE 45.1.0-64.75.0", "273", "2002-03-04", "20:41:11", "2013-09-25",
"15:04:13", "India Standard Time", "ALLOWED OPC SCREENING
REFERENCE", "1", "362700", "1%"

"SR", "REF", "DOMAIN", "PC", "NSFI", "NSR/ACT"
" o01", "no", "ITU-N16", "001-02-03", "STOP", "-----"
```

Maximum File Size

For a report of 362700 screening references:

System header + Report header + Report data
250 + 52 + 66 x 362700 = 23,938,502 bytes

Screen Set (rtrv-scrset)

Output content for `rtrv-scrset` lists attributes of all screen sets in the screen set entity set.

Table 6-9 Output Content for rtrv-scrset

Field Name	Description	Data
SCRN	Screen set name	ASCII text
NSFI	Next screening function identifier	ASCII text
NSR/ACT	Next screening reference or action to be taken	ASCII text
FULL	The capacity of allowed memory that a given screen set occupied, expressed as a percentage	ASCII text
RULES	Number of entries in the screen set	Integer
TABLES	Number of tables in the screen set	Integer
DESTFLD	Whether to apply the automatic allowed affected destination screening for network management messages against the routing table, self point codes, and capability point codes	ASCII text

Example Output File: `scrset_20031002_1338.csv`

Abbreviated example output file format:

```
"CLLI", "SWREL", "DBLEVEL", "DBDATE", "DBTIME", "RPTDATE", "RPTIME", "TZ", "RPTDATA", "NUM
ENTRIES", "MAXENTRIES", "PCNTFULL"
"eagle7", "EAGLE 46.3.0.0-68.7.0", "293", "2016-01-25", "22:27:58", "2016-01-08",
"03:55:02", "Eastern Standard Time", "SCREEN SET", "1", "1023", "1%"

"SCRN", "NSFI", "NSR/ACT", "FULL", "RULES", "TABLES", "DESTFLD"
"test", "SIO", "test", 1%,64,1,"Y"
```

Maximum File Size

For a report of 1024 screen sets:

System header + Report header + Report data
200 + 50 + 50 x 1024 = 51,450 bytes

SCR-SIO (rtrv-scr-sio)

Output content for `rtrv-scr-sio:all=yes` lists all **SIO** screening references and associated attributes (network indicator, service indicator message priority, H0 heading code, H1 heading code, next screening function identifier, next screening reference in the allowed SIO entity set).

Note:

NUMENTRIES in SCR-SIO data report files shows the number of rules provisioned for the listed Screening References, not the count of table entries.

Table 6-10 Output Content for rtrv-scr-sio:all=yes

Field Name	Description	Data
SR	Screening reference name	ASCII text
REF	Referential status (yes or no)	ASCII text
NIC	Network indicator code	ASCII text
PRI	Priority in the service information octet	ASCII text
SI	Service indicator	Integer
H0	H0 heading code	ASCII text
H1	H1 heading code	ASCII text
NSFI	Next screening function identifier	ASCII text
NSR/ACT	Next screening reference or action to be taken	ASCII text

Example Output File: scr-sio_20031002_1338.csv

Abbreviated example output file format:

```
"CLLI", "SWREL", "DBLEVEL", "DBDATE", "DBTIME", "RPTDATE", "RPTIME", "TZ", "RPTDATA", "NUM
ENTRIES", "MAXENTRIES", "PCNTFULL"<cr><lf>
"tekelecstp", "EAGLE
31.3.0-53.5.0", "1362156", "2003-10-02", "13:38:15", "2003-10-07",
"15:49:52", "Eastern Standard Time", "SIO SCREENING
REFERENCE", "5392", "362700", "1%"<cr><lf>

"SR", "REF", "NIC", "PRI", "SI", "H0", "H1", "NSFI", "NSR/ACT"<cr><lf>
"d001", "yes", "", "", 0, "", "", "DESTFLD", "a001"<cr><lf>
"d001", "yes", "", "", 1, "", "", "DPC", "c001"<cr><lf>
"d001", "yes", "", "", 2, "", "", "DPC", "c001"<cr><lf>
"d001", "yes", "", "", 5, ,, "DPC", "c001"<cr><lf>
"sio8", "yes", "", "", 0, "", "", "DESTFLD", "dst8"<cr><lf>
"sio8", "yes", "", "", 1, "", "", "DPC", "dpc8"<cr><lf>
"sio8", "yes", "", "", 2, "", "", "DPC", "dpc8"<cr><lf>
"sio8", "yes", "", "", 3, ,, "CGPA", "cga8"<cr><lf>
"sio8", "yes", "", "", 5, ,, "DPC", "dpc8"<cr><lf>
```

Maximum File Size

For a report of 362700 screening references:

```
System header + Report header + Report data
250 + 45 + 56 x 362700 = 20,311,495 bytes
```

SCR-TT (rtrv-scr-tt)

Output content for `rtrv-scr-tt:all=yes` lists all allowed Translation Type screening references and associated attributes (translation type, next screening function, next screening reference and remarks in the allowed TT entity set).

Table 6-11 Output Content for rtrv-scr-tt:all=yes

Field Name	Description	Data
SR	Screening reference name	ASCII text
REF	Referential status (yes or no)	ASCII text

Table 6-11 (Cont.) Output Content for rtrv-scr-tt:all=yes

Field Name	Description	Data
TYPE	Translation type	ASCII text
NSFI	Next screening function identifier	ASCII text
NSR/ACT	Next screening reference or action to be taken	ASCII text

Example Output File: scr-tt_20031002_1338.csv

Abbreviated example output file format:

```
"CLLI", "SWREL", "DBLEVEL", "DBDATE", "DBTIME", "RPTDATE", "RPTIME", "TZ", "RPTDATA", "NUM
ENTRIES", "MAXENTRIES", "PCNTFULL"<cr><lf>
"tekelecstp", "EAGLE
31.3.0-53.5.0", "1362156", "2003-10-02", "13:38:15", "2003-10-07",
"15:49:52", "Eastern Standard Time", "TRANSLATION TYPE SCREENING
REFERENCE", "2047", "362700", "1%"<cr><lf>

"SR", "REF", "TYPE", "NSFI", "NSR/ACT"<cr><lf>
"tt01", "yes", "000", "CDPA", "cda1"<cr><lf>
"tt01", "yes", "001", "CDPA", "cda1"<cr><lf>
"tt01", "yes", "002", "CDPA", "cda1"<cr><lf>
"tt01", "yes", "003", "CDPA", "cda1"<cr><lf>
```

Maximum File Size

For a report of 362700 screening references:

```
System header + Report header + Report data
250 + 45 + 56 x 362700 = 20,311,495 bytes
```

7

VFLEX Tables

This chapter describes VFLEX table data reports.

VFLEX Call Decision (rtrv-vflx-cd)

The output content for `rtrv-vflx-cd` lists attributes of all the entries in the VFLEX Call Decision table. This report is generated when the VFLEX feature is turned on.

Table 7-1 Output Content for rtrv-vflx-cd

Field Name	Description	Data
RDI	Redirection indicator	ASCII text
DN Status	MSISDN found or not found in the RTDB	ASCII text
BCAP	Bearer capabilities determines the type of voice mail - for example, voice, video, multimedia, etc.	ASCII text
VM Number/Prefix	Voice mail number or voice mail prefix	ASCII text
VMRN Index	Voice mail routing number index	Integer
CD Name	Name of Call Decision table entry	ASCII text

Example Output File: vflx-cd_20070329_0016

Abbreviated example output file format:

```
"CLLI", "SWREL", "DBLEVEL", "DBDATE", "DBTIME", "RPTDATE", "RPTIME", "TZ", "RPTDATA", "NUM
ENTRIES", "MAXENTRIES", "PCNTFULL"<cr><lf>
"tekelecstp", "EAGLE 37.6.0-58.20.0", "45", "2007-03-29", "00:16:19", "2007-03-29",
"14:05:47", "West Asia Standard Time", "VFLX CD", "26", "4950", "1%"<cr><lf>

"RDI", "DN STATUS", "BCAP", "VM Number/Prefix", "VMRN Index", "CD Name"<cr><lf>
"DIR", "*", "1", "12345", "3", "a2"<cr><lf>
"DIR", "NFND", "2", "12345abcd", "2", "b123"<cr><lf>
"DIR", "*", "31", "d712345", "0", "c3ba"<cr><lf>
"REDIR", "FND", "*", "3123abc123abc12", "9", "a1"<cr><lf>
```

Maximum File Size

With the maximum 4950 Call Decision table entries:

```
System header + Report header + Report data
250 + 65 + 46 x 4950 = 228,015 bytes
```

VFLEX Routing Number (rtrv-vflx-rn)

The output content for `rtrv-vflx-rn` lists attributes of all the entries in the VFLEX Routing Number table. This report is generated when the VFLEX feature is turned on.

Table 7-2 Output Content for rtrv-vflx-rn

Field Name	Description	Data
RN Name	Voice mail routing number name	ASCII text
Routing Number	Voice mail routing number	ASCII text
Ref Count	Reference count	Integer

Example Output File: vflx-rn_20070405_1504

Abbreviated example output file format:

```
"CLLI", "SWREL", "DBLEVEL", "DBDATE", "DBTIME", "RPTDATE", "RPTIME", "TZ", "RPTDATA", "NUM
ENTRIES", "MAXENTRIES", "PCNTFULL" <cr><lf>
"tekelecstp", "EAGLE 37.6.0-58.20.0", "53", "2007-04-05", "15:04:23", "2007-04-05",
"15:04:54", "West Asia Standard Time", "VFLX RN", "3", "10000", "1%" <cr><lf>

"RN Name", "Routing Number", "Ref Count" <cr><lf>
"rn00001", "1234abc123abc", 0 <cr><lf>
"rn00002", "9871ef12abc", 3 <cr><lf>
"rn000013", "2317ab12ef", 80 <cr><lf>
```

Maximum File Size

With the maximum 10000 Routing Number table entries:

```
System header + Report header + Report data
250 + 38 + 34 x 10,000 = 340,288 bytes
```

VFLEX Voice Mail Server ID (rtrv-vflx-vmsid)

The output content for `rtrv-vflx-vmsid` lists attributes of vmsid entries in the VFLEX VMSID table. This report is generated when the VFLEX feature is turned on.

Table 7-3 Output Content for rtrv-vflx-vmsid

Field Name	Description	Data
VMS ID	Voice mail server ID	ASCII text
IDX0	Routing number name for index 0	ASCII text
IDX1	Routing number name for index 1	ASCII text
IDX2	Routing number name for index 2	ASCII text
IDX3	Routing number name for index 3	ASCII text
IDX4	Routing number name for index 4	ASCII text
IDX5	Routing number name for index 5	ASCII text
IDX6	Routing number name for index 6	ASCII text
IDX7	Routing number name for index 7	ASCII text
IDX8	Routing number name for index 8	ASCII text
IDX9	Routing number name for index 9	ASCII text

Example Output File: vflx-vmsid_20070523_1155

Abbreviated example output file format:


```
"CLLI", "SWREL", "DBLEVEL", "DBDATE", "DBTIME", "RPTDATE", "RPTIME", "TZ", "RPTDATA", "NUM
ENTRIES", "MAXENTRIES", "PCNTFULL"<cr><lf>
"tekelecstp", "EAGLE 37.6.0-58.20.0", "13", "2007-05-23", "11:55:04", "2007-05-23",
"11:55:16", "India Standard Time", " VFLX VMSID", "3", "1000", "1%"<cr><lf>

"VMS ID", "IDX0", "IDX1", "IDX2", "IDX3", "IDX4", "IDX5", "IDX6", "IDX7", "IDX8",
"IDX9"<cr><lf>
"abcd", "NONE", "a1", "NONE", "NONE", "NONE", "NONE", "NONE", "NONE", "NONE", "a1"<cr><lf>
"123456", "a1", "NONE", "NONE", "NONE", "NONE", "NONE", "NONE", "NONE", "NONE", "NONE"<cr><
lf>
"123456abcdef123", "b134c", "NONE", "NONE", "NONE", "NONE", "NONE", "NONE", "NONE", "NONE"
, "NONE"<cr><lf>
```

Maximum File Size

With the maximum 1000 VMS ID table entries:

System header + Report header + Report data
250 + 78 + 127 x 1000 = 127,328 bytes

VFLEX Options (rtrv-vflx-opts)

The output content for `rtrv-vflx-opts` lists all the attributes of VFLEX options table. This report is generated when the VFLEX feature is turned on.

Table 7-4 Output Content for rtrv-vflx-opts

Field Name	Description	Data
OPTION	Option name	ASCII text
VALUE	Current value for the option	ASCII text or integer

Example Output File: vflx-opts_20070515_1504

Abbreviated example output file format:

```
"CLLI", "SWREL", "DBLEVEL", "DBDATE", "DBTIME", "RPTDATE", "RPTIME", "TZ", "RPTDATA", "NUM
ENTRIES", "MAXENTRIES", "PCNTFULL"<cr><lf>
"tekelecstp", "", "7", "2007-05-17", "16:46:18", "2007-05-25", "11:17:48", "India
Standard Time", "VFLX OPTS", "5", "5", "100%"<cr><lf>

"OPTION", "VALUE"<cr><lf>
"DRANPV", 0<cr><lf>
"DRANAIV", 0<cr><lf>
"DRA", "RN"<cr><lf>
"NEQUERYONLY", "OFF"<cr><lf>
"NETYPE", "VMSID"<cr><lf>
```

Maximum File Size

System header + Report header + Report data
250 + 16 + 85 = 351 bytes

8

IP Tables

This chapter describes IP table data reports.

IPLINK (rtrv-ip-lnk)

The output content for `rtrv-ip-lnk` lists all the attributes of the IPLINK table.

Table 8-1 Output Content for rtrv-ip-lnk

Field Name	Description	Data
LOC	The card location	Integer
PORT	The Ethernet interface port ID, A or B	ASCII text
IPADDR	The IP address for the specified port	ASCII text
SUBMASK	The subnet mask of the IP interface	ASCII text
DUPLEX	The mode of operation of the interface, HALF or FULL	ASCII text
SPEED	The bandwidth for the interface in megabits per second, 10 or 100	Integer
MACTYPE	The Media Access Control type of the interface	ASCII text
AUTO	Whether or not to automatically determine duplex and speed	ASCII text
MCAST	Multicast control; enables or disables multicast support for the interface	ASCII text

Example Output File: `iplink_20070515_1504`

Abbreviated example output file format:

```
"CLLI", "SWREL", "DBLEVEL", "DBDATE", "DBTIME", "RPTDATE", "RPTIME", "TZ", "RPTDATA", "NUM
ENTRIES", "MAXENTRIES", "PCNTFULL"<cr><lf>
"tekelecstp", "EAGLE 44.0.0-64.3.1", "482", "2011-05-10", "11:48:23", "2011-05-11",
"10:29:49", "India Standard Time", "IP LINK", "8", "512", "2%"<cr><lf>
```

```
"LOC", "PORT", "IPADDR", "SUBMASK", "DUPLEX", "SPEED", "MACTYPE", "AUTO", "MCAST"<cr><lf>
1113, "A", "-----", "-----", "HALF", "10", "DIX", "NO", "NO"<cr><lf>
1115, "A", "-----", "-----", "HALF", "10", "DIX", "NO", "NO" <cr><lf>
1211, "A", "150.123.123.123", "255.255.255.0", "HALF", "10", "DIX", "NO", "YES"<cr><lf>
1211, "B", "150.123.123.124", "255.255.255.0", "HALF", "10", "DIX", "NO", "NO"<cr><lf>
1213, "A", "150.123.123.125", "255.255.255.0", "----", "----", "DIX", "YES", "NO"<cr><lf>
1213, "B", "150.123.123.126", "255.255.255.0", "----", "----", "DIX", "YES", "NO"<cr><lf>
1215, "A", "150.123.123.127", "255.255.255.0", "FULL", "100", "DIX", "NO", "YES"<cr><lf>
1215, "B", "150.123.123.128", "255.255.255.0", "FULL", "100", "DIX", "NO"<cr><lf>
```

Maximum File Size

System header + Report header + Report data
250 + 75 + 512 x 86 = 44,357 bytes

IPHOST (rtrv-ip-host)

The output content for `rtrv-ip-host` lists all the attributes of the IPHOST table.

Table 8-2 Output Content for rtrv-ip-host

Field Name	Description	Data
IPADDR	The IP address associated with the hostname.	ASCII text
HOST	The logical name of the device associated with the indicated IP address.	ASCII text
REALM	The realm associated with the diameter hostname. Diameter hostnames are those hostnames specified by associations with adapter = DIAM.	ASCII text

Example Output File: iphost_20130830_1504

Abbreviated example output file format:

```
"CLLI", "SWREL", "DBLEVEL", "DBDATE", "DBTIME", "RPTDATE", "RPTIME", "TZ", "RPTDATA", "NUM
ENTRIES", "MAXENTRIES", "PCNTFULL" <cr><lf>
"tekelecstp", "EAGLE 45.1.0-64.74.1", "482", "2013-08-30", "11:48:23", "2013-08-30",
"10:29:49", "India Standard Time", "IPHOST", "58", "4096", "1%" <cr><lf>
```

```
"LOCAL IPADDR", "LOCAL HOST", "LOCAL REALM" <cr><lf>
"192.168.63.51", "tekelecdmz11", "Aricent.com" <cr><lf>
"REMOTE IPADDR", "REMOTE HOST", "REMOTE REALM" <cr><lf>
"192.168.63.235", " tekelecdmz21.com", "" <cr><lf>
"127.1.1.1", "tekelec0.com", " " <cr><lf>
"192.168.63.235", "tekelecdmz21.com", " " <cr><lf>
"192.168.45.1", "a.com", "temp.com" <cr><lf>
"192.168.45.2", "b.com", " " <cr><lf>
"192.168.45.3", "c.com", " " <cr><lf>
"192.168.45.4", "d.com", " " <cr><lf>
"192.168.45.5", "e.com", " " <cr><lf>
"192.168.45.6", "f.com", " " <cr><lf>
"192.168.45.7", "g.com", " " <cr><lf>
"192.168.45.8", "h.com", " " <cr><lf>
"192.168.45.9", "i.com", " " <cr><lf>
"192.168.46.3", "c.cam", " " <cr><lf>
"192.168.46.4", "d.cam", " " <cr><lf>
"192.168.46.5", "e.cam", " " <cr><lf>
"192.168.46.6", "f.cam", " " <cr><lf>
"192.168.46.7", "g.cam", "lmp.com " <cr><lf>
"192.168.46.8", "h.cam", " " <cr><lf>
"192.168.46.9", "i.cam", " " <cr><lf>
"192.168.46.1", "j.cam", " " <cr><lf>
"192.168.46.2", "k.cam", " " <cr><lf>
"192.168.47.3", "c.cbm", " " <cr><lf>
"192.168.47.4", "d.cbm", " " <cr><lf>
"192.168.47.5", "e.cbm", " " <cr><lf>
"192.168.47.6", "f.cbm", " " <cr><lf>
"192.168.47.7", "g.cbm", " " <cr><lf>
"192.168.47.8", "h.cbm", " " <cr><lf>
"192.168.47.9", "i.cbm", " " <cr><lf>
"192.168.47.1", "j.cbm", " " <cr><lf>
"192.168.47.2", "k.cbm", " " <cr><lf>
"192.168.48.3", "c.ccm", " " <cr><lf>
```

```

"192.168.48.4", "d.ccm", " "<cr><lf>
"192.168.48.5", "e.ccm", " "<cr><lf>
"192.168.48.6", "f.ccm", " "<cr><lf>
"192.168.48.7", "g.ccm", " "<cr><lf>
"192.168.48.8", "h.ccm", " "<cr><lf>
"192.168.48.9", "i.ccm", " "<cr><lf>
"192.168.48.1", "j.ccm", " "<cr><lf>
"192.168.48.2", "k.ccm", " "<cr><lf>
"192.168.49.3", "c.cdm", " "<cr><lf>
"192.168.49.4", "d.cdm", " "<cr><lf>
"192.168.49.5", "e.cdm", " "<cr><lf>
"192.168.49.6", "f.cdm", " "<cr><lf>
"192.168.49.7", "g.cdm", " "<cr><lf>
"192.168.49.8", "h.cdm", " "<cr><lf>
"192.168.49.9", "i.cdm", " "<cr><lf>
"192.168.49.1", "j.cdm", " "<cr><lf>
"192.168.49.2", "k.cdm", " "<cr><lf>
"192.168.40.3", "c.cem", " "<cr><lf>
"192.168.40.4", "d", "xyz.com "<cr><lf>
"192.168.40.5", "e.cem", " "<cr><lf>
"192.168.40.6", "f.cem", " "<cr><lf>
"192.168.40.7", "g.cem", " "<cr><lf>
"192.168.40.8", "h.cem", "tekelec.com"<cr><lf>
"192.168.40.9", "i.cem", " "<cr><lf>
"192.168.40.1", "j.cem", " "<cr><lf>
"192.168.40.2", "k.cem", " "<cr><lf>

```

Maximum File Size

System header + Report header + Report data
250 + 43 + 4096 x 32 = 131,365 bytes

IPCARD (rtrv-ip-card)

The output content for `rtrv-ip-card` lists all the attributes of the IPCARD table.

Table 8-3 Output Content for rtrv-ip-card

Field Name	Description	Data
LOC	The card location	Integer
SRCHORDR	The host table search order	ASCII text
DNSA	The IP address of domain server A	ASCII text
DNSB	The IP address of domain server B	ASCII text
DEFROUTER	The IP address for the default router	ASCII text
DOMAIN	The Domain name of the domain server	ASCII text
SCTPCSUM	The SCTP checksum algorithm type	ASCII text
BPIPADDR	The bonded port IP address	ASCII text
BPSUBMASK	The bonded port IP submask	ASCII text
DSCP	The DSCP value	Integer

Example Output File: ipcard_20070515_1504

Abbreviated example output file format:

```

"CLLI", "SWREL", "DBLEVEL", "DBDATE", "DBTIME", "RPTDATE", "RPTIME", "TZ", "RPTDATA", "NUM
ENTRIES", "MAXENTRIES", "PCNTFULL"<cr><lf>

```

```

"tekelecstp","EAGLE 43.0.0-63.51.0","482","2011-02-12","11:48:23","2011-02-14",
"10:29:49","India Standard Time","IPCARD","5","256","2%"<cr><lf>

"LOC","SRCHORDR,DNSA,DNSB,DEFROUTER,DOMAIN,SCTPCSUM,BPIPADDR,BPSUBMASK,DSCP"<cr><
lf>
1105,"LOCAL","-----","-----","-----
","-----","crc32c","192.168.124.2","255.255.255.0","----"<cr><lf>
1107,"LOCAL","-----","-----","-----
","-----","crc32c","192.168.124.4","255.255.255.0","----"<cr><lf>
1111,"LOCAL","-----","-----","-----
","-----","crc32c","192.168.124.3","255.255.255.0","----"<cr><lf>
1113,"SRVR","-----","-----","-----","-----
-","
"crc32c","-----","-----","----"<cr><lf>
1115,"SRVR","-----","-----","-----","-----
-","
"crc32c","-----","-----","----"<cr><lf>

```

Maximum File Size

System header + Report header + Report data
250 + 76 + 256 x 94 = 24,390 bytes

IPAPSOCK (rtrv-assoc)

The output content for `rtrv-assoc` lists all the attributes of the IPAPSOCK table.

Table 8-4 Output Content for rtrv-assoc

Field Name	Description	Data
ANAME	Name assigned to this association (in IPAPSOCK table).	ASCII text
LOC	The card location.	Integer
IPLINK PORT	Port A or B.	ASCII text
LINK	The signaling link for this association.	ASCII text
ADAPTER	The adapter layer for this association.	ASCII text
VER	Version. This parameter specifies the M2PA version supported by the association.	ASCII text
LHOST	The local host name as defined in the IP Host table.	ASCII text
ALHOST	Name of alternate local host. When specified, this parameter configures the SCTP association as a multi-homed endpoint.	ASCII text
RHOST	Name of remote host as defined in the IP host table.	ASCII text
ARHOST	Name of alternate remote host.	ASCII text
LPORT	Local TCP port number.	ASCII text
RPORT	Remote TCP port number.	ASCII text
ISTRMS	SCTP inbound stream value. A 16-bit unsigned integer that defines the number of streams the sender allows the peer end to create in this association.	Integer
OSTRMS	SCTP outbound stream value. This parameter specifies the 16-bit unsigned integer that defines the number of streams the sender wants to create in this association.	Integer
BUFSIZE	Association buffer size in Kilobytes.	Integer
RMODE	Retransmission mode. This parameter specifies the retransmission policy used when packet loss is detected.	ASCII text

Table 8-4 (Cont.) Output Content for rtrv-assoc

Field Name	Description	Data
RMIN	Minimum retransmission timeout. This parameter specifies the minimum value of the calculated retransmission timeout in milliseconds.	Integer
RMAX	Maximum retransmission timeout. This parameter specifies the maximum value of the calculated retransmission timeout in milliseconds.	Integer
RTIMES	Maximum retransmission retries. This parameter specifies the number of times a data retransmission will occur before closing the association.	Integer
CWMIN	Minimum congestion window. This parameter specifies the minimum and initial sizes, in bytes, of the association's congestion window.	Integer
UAPS	This column contains the UAPS value.	Integer
OPEN	Socket open capability.	ASCII text
ALW	Socket allowed for ss7 traffic.	ASCII text
RTXTHR	Retransmission threshold. This parameter specifies the value of the retransmission threshold to tune the IP Connection Excess Retransmits alarm.	Integer
RHOSTVAL	Remote host value.	ASCII text
HBTIMER	Heartbeat Timer. This parameter specifies the value of the heartbeat timer in milliseconds for the association.	Integer
M2PASET	This column contains M2PATSET when ADAPTER Layer is M2PA.	Integer

Example Output File: ipapsock_20130830_1504

The following example shows output for rtrv-assoc:display=all

```
"CLLI", "SWREL", "DBLEVEL", "DBDATE", "DBTIME", "RPTDATE", "RPTIME", "TZ", "RPTDATA", "NUM
ENTRIES", "MAXENTRIES", "PCNTFULL" <cr><lf>
"eagle2", "EAGLE 45.1.0-64.74.1", "108", "2013-08-30", "01:48:18", "2013-08-30",
"15:49:52", "India Standard Time", "IPAPSOCK", "17", "4000", "1%" <cr><lf>

"ANAME", "LOC", "IPLINK
PORT", "LINK", "ADAPTER", "VER", "LHOST", "ALHOST", "RHOST", "ARHOST", "LPORT",
"RPORT", "ISTRMS", "OSTRMS", "BUFSIZE", "RMODE", "RMIN", "RMAX", "RTIMES", "CWMIN", "UAPS"
, "OPEN", "ALW", "RTXTHR", "RHOSTVAL", "HBTIMER", "M2PATSET" <cr><lf>
"a456", 1211, "A", "A ", "M3UA", "M3UA
RFC", "tekelecdmz13.com", "----", "----", "----", "----", "----", 2, 2, 16, "LIN",
120, 800, 10, 3000, 10, "NO", "NO", 0, "RELAXED", 500, "----" <cr><lf>
"a457", 1211, "A", "A ", "M3UA", "M3UA
RFC", "tekelecdmz13.com", "----", "----", "----", "----", "----", 2, 2, 16, "LIN",
120, 800, 10, 3000, 10, "NO", "NO", 0, "RELAXED", 500, "----" <cr><lf>
"a458", 1211, "A", "A ", "M3UA", "M3UA
RFC", "tekelecdmz13.com", "----", "----", "----", "----", "----", 2, 2, 16, "LIN",
120, 800, 10, 3000, 10, "NO", "NO", 0, "RELAXED", 500, "----" <cr><lf>
"a459", 1211, "A", "A ", "M3UA", "M3UA
RFC", "tekelecdmz13.com", "----", "----", "----", "----", "----", 2, 2, 16, "LIN",
120, 800, 10, 3000, 10, "NO", "NO", 0, "RELAXED", 500, "----" <cr><lf>
"a460", 1211, "A", "A ", "M3UA", "M3UA
RFC", "tekelecdmz13.com", "----", "----", "----", "----", "----", 2, 2, 16, "LIN",
120, 800, 10, 3000, 10, "NO", "NO", 0, "RELAXED", 500, "----" <cr><lf>
"a461", 1211, "A", "A ", "M3UA", "M3UA
```

```
RFC", "tekelecdmz13.com", "----", "----", "----", "----", "----", 2, 2, 16, "LIN",
120, 800, 10, 3000, 10, "NO", "NO", 0, "RELAXED", 500, "----" <cr><lf>
"a462", 1211, "A", "A ", "M3UA", "M3UA
RFC", "tekelecdmz13.com", "----", "----", "----", "----", "----", 2, 2, 16, "LIN",
120, 800, 10, 3000, 10, "NO", "NO", 0, "RELAXED", 500, "----" <cr><lf>
"a463", 1211, "A", "A ", "M3UA", "M3UA
RFC", "tekelecdmz13.com", "----", "----", "----", "----", "----", 2, 2, 16, "LIN",
120, 800, 10, 3000, 10, "NO", "NO", 0, "RELAXED", 500, "----" <cr><lf>
"a464", 1211, "A", "A ", "M3UA", "M3UA
RFC", "tekelecdmz13.com", "----", "----", "----", "----", "----", 2, 2, 16, "LIN",
120, 800, 10, 3000, 10, "NO", "NO", 0, "RELAXED", 500, "----" <cr><lf>
"a465", 1211, "A", "A ", "M3UA", "M3UA
RFC", "tekelecdmz13.com", "----", "----", "----", "----", "----", 2, 2, 16, "LIN",
120, 800, 10, 3000, 10, "NO", "NO", 0, "RELAXED", 500, "----" <cr><lf>
"a466", 1211, "A", "A ", "M3UA", "M3UA
RFC", "tekelecdmz13.com", "----", "----", "----", "----", "----", 2, 2, 16, "LIN",
120, 800, 10, 3000, 10, "NO", "NO", 0, "RELAXED", 500, "----" <cr><lf>
"a467", 1211, "A", "A ", "M3UA", "M3UA
RFC", "tekelecdmz13.com", "----", "----", "----", "----", "----", 2, 2, 16, "LIN",
120, 800, 10, 3000, 10, "NO", "NO", 0, "RELAXED", 500, "----" <cr><lf>
"a468", 1211, "A", "A ", "M3UA", "M3UA
RFC", "tekelecdmz13.com", "----", "----", "----", "----", "----", 2, 2, 16, "LIN",
120, 800, 10, 3000, 10, "NO", "NO", 0, "RELAXED", 500, "----" <cr><lf>
"a469", 1211, "A", "A ", "M3UA", "M3UA
RFC", "tekelecdmz13.com", "----", "----", "----", "----", "----", 2, 2, 16, "LIN",
120, 800, 10, 3000, 10, "NO", "NO", 0, "RELAXED", 500, "----" <cr><lf>
"a470", 1211, "A", "A ", "M3UA", "M3UA
RFC", "tekelecdmz13.com", "----", "----", "----", "----", "----", 2, 2, 16, "LIN",
120, 800, 10, 3000, 10, "NO", "NO", 0, "RELAXED", 500, "----" <cr><lf>
"as11", 1111, "A", "A ", "M2PA", "M2PA RFC", "tekelecdmz01.com", "----", "----", "----",
10011, 10011, 2, 2, 200, LIN, 120, 800, 10, 3000, 10, NO, NO, 0, RELAXED, 500, 1 <cr><lf>
"dia11", 1301, "B", "- ", "DIAM", "Diameter RFC", "lhost1", "----", "rhost1", "----",
10012, 10012, 2, 2, 200, LIN, 120, 800, 10, 3000, 10, YES, NO, 0, RELAXED, 500, 1 <cr><lf>
```

Maximum File Size

System header + Report header + Report data
250 + 229 + 4000 x 342 = 1,368,479 bytes

IPOPTION (rtrv-appl-rtkey)

The output content for rtrv-appl-rtkey lists all the attributes of the IPOPTION table.

Table 8-5 Output Content for rtrv-appl-rtkey

Field Name	Description	Data
RCONTEXT	The rcontext parameter is used to display the routing key with the specified routing context.	Integer
PC TYPE	Point code type. Possible values can be DPC, DPCI, DPCN, DPCN24, or DPCN16.	ASCII text
DPC	ANSI destination point code.	ASCII text
SI	Service indicator.	Integer
SSN	Subsystem number.	Integer
OPC	ANSI originating point code.	ASCII text
CICS	The start range of circuit identification codes assigned to the routing key.	Integer

Table 8-5 (Cont.) Output Content for rtvr-appl-rtkey

Field Name	Description	Data
CICE	The end range of circuit identification codes assigned to the routing key.	Integer
ADPTR	The adapter layer for this association.	ASCII text
TYPE/DUP	The type of routing key.	ASCII text
ASNAME	Application server (AS) name assigned to this routing key.	ASCII text

Example Output File: applrtkey_20070515_1504 **Note:**

This output file name does not follow table name as for other commands. This has been explicitly done to satisfy requirements of PR 155136.

Abbreviated example output file format:

```

"CLLI", "SWREL", "DBLEVEL", "DBDATE", "DBTIME", "RPTDATE", "RPTIME", "TZ", "RPTDATA", "NUM
ENTRIES", "MAXENTRIES", "PCNTFULL" <cr><lf>
" tekelecstp", "EAGLE 41.0.0-62.34.41", "108", "2002-01-01", "01:48:18", "2009-08-01",
"15:49:52", "India Standard Time", "APPL RTKEY", "11", "2500", "1%" <cr><lf>

"RCONTEXT", "PC TYPE", "DPC", "SI", "SSN", "OPC", "CICS", "CICE", "ADPTR", "TYPE",
"ASNAME", "DSCP" <cr><lf>
100, "DPC", " 008-008-008", 3, 5, "-----", "-----", "-----",
"M3UA", "FULL", "a567" <cr><lf>
200, "DPC", " 008-005-009", 5, "----", " 003-003-003",
0, 0, "M3UA", "FULL", "a569" <cr><lf>
444444, "DPC", "
008-009-008", "****", "****", "*****", "*****", "*****",
"M3UA", "PARTIAL", "a564" <cr><lf>
4294967295, "DPCI", " 1-002-3", 13, "----", " 4-011-1",
4294967295, 4294967295, "M3UA", "FULL", "a560" <cr><lf>
305419896, "DPCI", " 3-002-1", 13, "----", " 4-011-1",
305419896, 305419896, "M3UA", "FULL", "a561" <cr><lf>
2271560481, "DPCI", " 3-003-1", 13, "----", " 4-011-1",
2271560481, 2271560481, "M3UA", "FULL", "a562" <cr><lf>
0, "DPCN24", " 007-002-004", 0, "----", "-----", "-----", "-----",
"M3UA", "FULL", "a568" <cr><lf>
102, "DPCN24", "
007-002-005", "****", "****", "*****", "*****", "*****",
"M3UA", "PARTIAL", "a563" <cr><lf>
5555555, "DPC", "*****", 5, "----", "*****", "*****", "*****",
"M3UA", "PARTIAL", "a565" <cr><lf>
1111104, "DPC", "*****", "****", "****", "*****", "*****", "*****",
", "M3UA", "DEFAULT", "a566" <cr><lf>
111, "DPC", "*****", 0, "----", "-----", "-----", "-----",
"M3UA", "PARTIAL", "a570" <cr><lf>

```

J7 Point Code Support Example: applrtkey_20020304_2041.csv

```

"CLLI", "SWREL", "DBLEVEL", "DBDATE", "DBTIME", "RPTDATE", "RPTIME", "TZ", "RPTDATA", "NUM
ENTRIES", "MAXENTRIES", "PCNTFULL"
"eagle3", "EAGLE 45.1.0-64.75.0", "273", "2002-03-04", "20:41:11", "2013-09-25",

```



```
"15:04:13","India Standard Time","APPL RTKEY","1","1000","1%"
"RCONTEXT","PC TYPE","DPC","SI","SSN","OPC","CICS","CICE","ADPTR","TYPE","ASNAME"
"-----","DPCN16"," 006-06-06",4,"---"," 007-07-07",
500,1000,"M3UA","FULL","as161"
```



Note:

For ANAMEs (association name) associated with an ASNAME (app server), refer to the output of rtrv-as (IPAS (rtrv-as)).



Note:

The maximum number of routing keys provisioned in the rtkey table is controlled by the srkq parameter of the chg-sg-opts command.

Maximum File Size

For a report of 1000 routing keys:

```
System header + Report header + Report data
250 + 88 + 1000 x 84 = 84,338 bytes
```

For a report of 2500 routing keys:

```
System header + Report header + Report data
250 + 88 + 2500 x 84 = 210,338 bytes
```

NTWRKAPP (rtrv-na)

The output content for rtrv-na lists all the attributes of the NTWRKAPP table.

Table 8-6 Output Content for rtrv-na

Field Name	Description	Data
TYPE	Network appearance type being supported	ASCII text
GC	Group code	ASCII text
NA	Network appearance	Integer

Example Output File: ntwrkapp_20070515_1504

Abbreviated example output file format:

```
"CLLI","SWREL","DBLEVEL","DBDATE","DBTIME","RPTDATE","RPTIME","TZ","RPTDATA","NUM
ENTRIES","MAXENTRIES","PCNTFULL"<cr><lf>
"tekelecstp","EAGLE 40.1.0-62.2.0","482","2008-12-24","11:48:23","2008-12-29",
"10:29:49","India Standard Time","NA","6","45","13%"<cr><lf>

"TYPE","GC","NA"<cr><lf>
"ANSI","--",0<cr><lf>
"ITUI","--",1<cr><lf>
"ITUN","aa",2<cr><lf>
"ITUN24","--",3<cr><lf>
```

```
"ITUIS", "--", 4<cr><lf>
"ITUNS", "--", 5<cr><lf>
```

J7 Point Code Support Example: ntwrkapp_20020304_2041.csv

```
"CLLI", "SWREL", "DBLEVEL", "DBDATE", "DBTIME", "RPTDATE", "RPTIME", "TZ", "RPTDATA", "NUM
ENTRIES", "MAXENTRIES", "PCNTFULL"
"eagle7", "EAGLE 46.3.0.0-68.7.0", "293", "2016-01-25", "22:27:58", "2016-01-08",
"03:55:02", "Eastern Standard Time", "NA", "0", "46", "0%"

"TYPE", "GC", "NA"
"ITUN16", "--", 1
```

Maximum File Size

System header + Report header + Report data
250 + 18 + 46 x 25 = 1,418 bytes

IPRTE (rtrv-ip-rte)

The output content for `rtrv-ip-rte` lists all the attributes of the IPRTE table.

Table 8-7 Output Content for rtrv-ip-rte

Field Name	Description	Data
LOC	Card location	Integer
DEST	The IP address of a remote destination host or network	ASCII text
SUBMASK	Subnet mask	ASCII text
GTWY	The IP address assigned to the gateway router	ASCII text

Example Output File: iprte_20120805_1504

Abbreviated example output file format:

```
"CLLI", "SWREL", "DBLEVEL", "DBDATE", "DBTIME", "RPTDATE", "RPTIME", "TZ", "RPTDATA", "NUM
ENTRIES", "MAXENTRIES", "PCNTFULL"<cr><lf>
"tekelecstp", "EAGLE 45.0.0-64.40.0", "482", "2012-08-04", "11:48:23", "2012-08-05",
"10:29:49", "India Standard Time", "IPRTE", "5", "2048", "1%"<cr><lf>

"LOC", "DEST", "SUBMASK", "GTWY"<cr><lf>
1301, "128.252.10.5", "255.255.255.255", "140.188.13.33"<cr><lf>
1301, "128.252.0.0", "255.255.0.0", "140.188.13.34"<cr><lf>
1301, "150.10.1.1", "255.255.255.255", "140.190.15.3"<cr><lf>
1303, "192.168.10.1", "255.255.255.255", "150.190.15.23"<cr><lf>
1303, "192.168.0.0", "255.255.0.0", "150.190.15.24"<cr><lf>
```

Maximum File Size

System header + Report header + Report data
250 + 31 + 2048 x 38 = 78,105 bytes

SNMPOPTS (rtrv-snmopts)

The output content for `rtrv-snmopts` lists all the attributes of the SNMPOPTS table.

Table 8-8 Output Content for rtrv-snmppopts

Field Name	Description	Data
OPTION	Option name	ASCII text
VALUE	Current value for the option	ASCII text

Example Output File: snmpopts_20120614_1600.csv

Abbreviated example output file format:

```
"CLLI", "SWREL", "DBLEVEL", "DBDATE", "DBTIME", "RPTDATE", "RPTIME", "TZ", "RPTDATA", "NUM
ENTRIES", "MAXENTRIES", "PCNTFULL"
"tekelecstp", "EAGLE 44.0.0-64.33.0", "2117", "2012-06-14", "16:00:22", "2012-06-14",
"16:01:30", "Eastern Standard Time", "SNMP OPTIONS", "3", "3", "100%"

"OPTION", "VALUE"
"SNMPUIM", "on"
"GETCOMM", "eagle.get.pwd"
"SETCOMM", "private"
```

Maximum File Size

System header + Report header + Report data
258 + 16 + 103 = 377 bytes

SNMPHOST (rtrv-snmp-host)

The output content for rtrv-snmp-host lists all the attributes of the SNMPHOST table.

Table 8-9 Output Content for rtrv-snmp-host

Field Name	Description	Data
IPADDR	IP Address of SNMP Manager	ASCII text
HOST	Hostname of SNMP Manager	ASCII text
CMDPORT	Port which Agent will monitor for commands	Integer
TRAPPORT	Destination port for outgoing traps	Integer
HB	Heartbeat interval	Integer
TRAPCOMM	Trap community string	ASCII text

Example Output File: snmphost_20120614_1600.csv

Example output file format:

```
"CLLI", "SWREL", "DBLEVEL", "DBDATE", "DBTIME", "RPTDATE", "RPTIME", "TZ", "RPTDATA", "NUM
ENTRIES", "MAXENTRIES", "PCNTFULL"
"tekelecstp", "EAGLE 44.0.0-64.33.0", "2117", "2012-06-14", "16:00:22", "2012-06-14",
"16:01:34", "Eastern Standard Time", "SNMP HOSTS", "1", "2", "50%"

"IPADDR", "HOST", "CMDPORT", "TRAPPORT", "HB", "TRAPCOMM"
"192.168.54.100", "snmphost1", 161, 162, 60, "public"
```

Maximum File Size

System header + Report header + Report data
258 + 52 + 104 = 414 bytes

9

RTRV-STP Report

This chapter describes the `rtrv-stp` report.

RTRV-STP Report

Output content for `rtrv-stp` lists the various hardware and software configuration of all the possible card locations on a system-wide basis.

Table 9-1 Output Content for `rtrv-stp`

Field Name	Description	Data
Card	Card location	Integer
Part Number	Board part number for the card	ASCII text
Rev	Revision number of card hardware	ASCII text
Serial Number	Assembly serial number of the card	ASCII text
Type	Card type that has been provisioned for the card	ASCII text
DB	DaughterBoard memory size of the card	ASCII text
APPL	Application that has been provisioned for the card	ASCII text
GPL Version	GPL version being used by the card	ASCII text

Example Output File: `stp_20130830_0601.csv`

Abbreviated example output file format:

```
"CLLI", "SWREL", "DBLEVEL", "DBDATE", "DBTIME", "RPTDATE", "RPTIME", "TZ", "RPTDATA"
"eagle7", "EAGLE 46.3.0.0-68.7.0", "293", "2016-01-25", "22:27:58", "2016-01-08",
"03:54:27", "Eastern Standard Time", "STP INFORMATION"

"CARD", "PART NUMBER", "REV", "SERIAL NUMBER", "TYPE", "DB", "APPL", "GPL VERSION"
1101, "Empty", "", "", "IPSM", "", "IPS"
1102, "Empty"
1103, "Empty"
1104, "870-3089-01", "G", "10214025347", "MCPM", "4096M", "MCPHC", "138-007-000"
1105, "Empty"
1106, "Empty"
1107, "870-2877-01", "A", "10207335282", "IPSM", "2048M", "IPSHC", "138-007-000"
1108, "Empty"
1109, "870-2872-01", "G", "10210087033", "", "", "HIPR2", "138-004-000"
1110, "870-2872-01", "G", "10210087058", "", "", "HIPR2", "138-004-000"
1111, "Empty", "", "", "DSM", "", "VSCCP"
1112, "Empty"
1113, "870-2903-02", "B", "10212195086", "E5MCAP", "4096M", "OAMHC", "138-007-000"
1114, "TDM"
1115, "870-2903-02", "B", "10212195007", "E5MCAP", "4096M", "OAMHC", "138-007-000"
1116, "TDM"
1117, "E5MDAL"
```

 **Note:**

Not all entries have exactly the same number of data fields. The number of data fields displayed in the CSV file depends upon Card type, the Card's physical presence or absence, Card-Provisioning and Allowed status. The numbers of data fields vary as shown in the following table.

Data Fields > Context	CARD	PART #	REV	SERIAL #	TYPE	DB	GPL	GPL VER	# of Data Fields
TDM/MDAL	Y	Y	N	N	N	N	N	N	2
MUX Card Present	Y	Y	Y	Y	Y	Y	Y	Y	8
MUX Card Absent	Y	Y	N	N	N	N	N	N	2
Standby E5MCAP if either Standby E5MCAP	Y	Y	Y	Y	Y	Y	Y	N	7
Card neither Present nor Provisioned	Y	Y	N	N	N	N	N	N	2
Card Provisioned but not Present	Y	Y	Y	Y	Y	Y	Y	N	7
Card Present but not Provisioned	Y	Y	Y	Y	N	N	N	N	4
Card Present, Provisioned & Not Allowed	Y	Y	Y	Y	Y	Y	Y	N	7
Card Present, Provisioned & Allowed	Y	Y	Y	Y	Y	Y	Y	Y	8
Even Location of Dual Slot Card	Y	Y	N	N	N	N	N	N	2

Maximum File Size

For a report of 288 card locations (including 32 MUX card locations):

System header + Report header + Report data
 $200 + 80 + 70 \times 288 = 20,440$ bytes

10

VLR Tables

This provides the details of VLR tables.

Note:

FTRA cannot determine if EAGLE supports SFAPP. Hence, the csv report of *rtrv-vlr-prof* and *rtrv-vlr-roaming* commands is only generated through FTRA, when user manually adds the commands in FTRA.

VLR-PROF (rtrv-vlr-prof)

The report lists all the attributes of VLR_PROF table.

Output content refers to rtrv-vlr-prof in the [Table 10-1](#).

Table 10-1 Output Content for rtrv-vlr-prof

Field Name	Description	Data
VLRIDX	VLR index	Integer
VLRNb	VLR Number	ASCII TEXT
FILTER	Filter on VLR table (whitelist/blacklist)	ASCII TEXT
AGEOFLOC	Whether age of location is supported	ASCII TEXT
LASTUEACTIVITY	Whether last activity is supported	ASCII TEXT
REFCNT	Number of times the entry is referenced	Integer

Example output file: vlr_prof_20170624_0311

Abbreviated example output file format:

```
CLLI , SWREL , DBLEVEL , DBDATE , DBTIME , RPTDATE , RPTIME , TZ , RPTDATA , NUMENTRIES , MAXENTRIES ,  
PCNTFULL  
tekelecstp , , 4 , 6/24/2017 , 3:11:24 , 6/24/2017 , 3:12:55 , IST , VLR PROFILES , 2 , 50001 , 1%
```

```
VLRIDX , VLRNb , FILTER , AGEOFLOC , LASTUEACTIVITY , REFCNT  
1 , 12345 , whitelist , no , no , 1  
2 , 56780 , whitelist , no , no , 1
```

Maximum File Size

```
System header + Report header + Report data  
250 + 62 + 62 X 50000 = 3,100,312 bytes
```

VLR-ROAMING (rtrv-vlr-roaming)

The report lists all the attributes of VLR_ROAM table.

Output content refers to rtrv-vlr-roaming in the [Table 10-2](#).

Table 10-2 *Output Content for rtrv-vlr-roaming*

Field Name	Description	Data
OLD_VLR	The logical name of the device associated with the indicated IP address	ASCII TEXT
NEW_VLR	The IP address associated with the hostname.	ASCII TEXT
TIME	Realm associated with the diameter hostname. Diameter hostname are those hostnames specified by associations with adapter = DIAM.	ASCII TEXT

Example output file: vlr_roaming_20170624_0311

Abbreviated example output file format:

```
"CLLI", "SWREL", "DBLEVEL", "DBDATE", "DBTIME", "RPTDATE", "RPTIME", "TZ", "RPTDATA", "NUM
ENTRIES", "MAXENTRIES", "PCNTFULL"
"tekelecstp", "", "4", "2017-06-24", "03:11:24", "2017-06-24", "03:12:55", "IST", "VLR
ROAMING", "1", "1000001", "1%"
```

```
"OLD_VLR", "NEW_VLR", "TIME"
"56780", "12345", "10"
```

Maximum File Size

```
System header      + Report header + Report data
   250      +      27      +      45X1000000      = 45,000,277 bytes
```