

Oracle® Financials for Taiwan

User Guide

Release 11*i*

May, 2000

Part No. A81237-02

ORACLE®

Contributors: Mizuru Asada, Craig Borchardt, Joe Gum, Clara Jaeckel, Yoshimichi Konishi, Jason Liu, Essan Ni

The Programs (which include both the software and documentation) contain proprietary information of Oracle Corporation; they are provided under a license agreement containing restrictions on use and disclosure and are also protected by copyright, patent, and other intellectual and industrial property laws. Reverse engineering, disassembly, or decompilation of the Programs is prohibited.

Program Documentation is licensed for use solely to support the deployment of the Programs and not for any other purpose.

The information contained in this document is subject to change without notice. If you find any problems in the documentation, please report them to us in writing. Oracle Corporation does not warrant that this document is error free. Except as may be expressly permitted in your license agreement for these Programs, no part of these Programs may be reproduced or transmitted in any form or by any means, electronic or mechanical, for any purpose, without the express written permission of Oracle Corporation.

If the Programs are delivered to the U.S. Government or anyone licensing or using the programs on behalf of the U.S. Government, the following notice is applicable:

Restricted Rights Notice Programs delivered subject to the DOD FAR Supplement are "commercial computer software" and use, duplication, and disclosure of the Programs, including documentation, shall be subject to the licensing restrictions set forth in the applicable Oracle license agreement. Otherwise, Programs delivered subject to the Federal Acquisition Regulations are "restricted computer software" and use, duplication, and disclosure of the Programs shall be subject to the restrictions in FAR 52.227-19, Commercial Computer Software - Restricted Rights (June, 1987). Oracle Corporation, 500 Oracle Parkway, Redwood City, CA 94065.

The Programs are not intended for use in any nuclear, aviation, mass transit, medical, or other inherently dangerous applications. It shall be the licensee's responsibility to take all appropriate fail-safe, backup, redundancy, and other measures to ensure the safe use of such applications if the Programs are used for such purposes, and Oracle Corporation disclaims liability for any damages caused by such use of the Programs.

Oracle is a registered trademark, and ConText, Enabling the Information Age, Oracle7, Oracle8, Oracle8i, Oracle Access, Oracle Application Object Library, Oracle Financials, Oracle Discoverer, Oracle Web Customers, Oracle Web Employees, Oracle Workflow, Oracle Work in Process, PL/SQL, Pro*C, SmartClient, SQL*, SQL*Forms, SQL*Loader, SQL*Menu, SQL*Net, SQL*Plus, and SQL*Report are trademarks or registered trademarks of Oracle Corporation. Other names may be trademarks of their respective owners.

Contents

Send Us Your Comments	vii
Preface.....	ix
About this Country-Specific User Guide	x
Audience for this Guide.....	xi
Other Information Sources	xii
Installation and System Administration	xvii
Training and Support.....	xix
Do Not Use Database Tools to Modify Oracle Applications Data	xx
About Oracle	xxi
Thank You.....	xxii
 1 Setup	
Entering Tax and Company Information	1-2
Entering Company Tax Information	1-3
Entering Supplier and Customer Tax Information.....	1-5
 2 Oracle Payables	
Setting Up for Government Uniform Invoice.....	2-2
Defining Default Government Uniform Invoice Types	2-3
Assigning Government Tax Types.....	2-4
Entering Invoices	2-5
Prerequisites	2-5
Invoice Gateway Overview.....	2-7

Entering Country-Specific Information in the Invoice Gateway Window	2-8
Payables Open Interface Tables	2-10
Understanding the Payables Open Interface Tables.....	2-11
Payables Open Interface Table AP_INVOICES_INTERFACE	2-12
Taiwanese Columns	2-14
How the Invoice Gateway Window Populates the Open Interface Tables	2-16
Taiwanese Input VAT Report.....	2-17
Report Parameters	2-18
Report Headings	2-19
Column Headings	2-20
Row Headings	2-20
Taiwanese Payables Sales/Purchase Return and Discount Certificate.....	2-21
Report Parameters	2-22
Report Headings	2-24
Column Headings	2-25
Row Headings	2-25
Taiwanese Purchase Return and Discount Report	2-26
Report Parameters	2-27
Report Headings	2-28
Column Headings	2-29
Row Headings	2-29

3 Oracle Receivables

Government Uniform Invoice Overview	3-2
Discounts and Returns	3-4
Other Income	3-5
Setting Up for Government Uniform Invoice	3-6
Defining Default Government Uniform Invoice Types	3-7
Defining Government Uniform Invoice Books	3-9
Prerequisites	3-9
Associating Transaction Types with Transaction Sources.....	3-12
Assigning Government Tax Types.....	3-13

Generating Government Uniform Invoices	3-14
Generation Issues	3-14
Prerequisites	3-15
Example of Generation	3-18
Voiding Government Uniform Invoices	3-19
Taiwanese AutoInvoice Programs	3-20
Taiwanese Output VAT Report	3-21
Report Parameters	3-22
Report Headings	3-23
Column Headings	3-24
Row Headings	3-24
Taiwanese Receivables Government Uniform Invoice Report.....	3-25
Report Parameters	3-26
Report Headings	3-27
Column Headings	3-28
Row Headings	3-28
Taiwanese Receivables Zero-Rate Tax Report.....	3-29
Report Parameters	3-30
Report Headings	3-31
Column Headings	3-32
Row Headings	3-33
Taiwanese Sales Return and Discount Report.....	3-34
Report Parameters	3-35
Report Headings	3-37
Column Headings	3-38
Row Headings	3-38

4 Cross-Product Reports

Taiwanese EDI Government Uniform Invoice	4-2
Report Parameters	4-3
Taiwanese Pro Forma 401 Report.....	4-4
Report Parameters	4-5
Report Headings	4-5
Column Headings	4-6
Row Headings	4-7

A Using Globalization Flexfields

 Using Globalization Flexfields A-2

B Electronic File Content

 Taiwanese EDI Government Uniform Invoice File Content B-2

Glossary

Index

Send Us Your Comments

Oracle Financials for Taiwan User Guide, Release 11*i*

Part No. A81237-02

Oracle Corporation welcomes your comments and suggestions on the quality and usefulness of this user guide. Your input is an important part of the information used for revision.

- Did you find any errors?
- Is the information clearly presented?
- Do you need more information? If so, where?
- Are the examples correct? Do you need more examples?
- What features did you like most?

If you find any errors or have any other suggestions for improvement, please indicate the document title and part number, and the chapter, section, and page number (if available). You can send comments to us in the following ways:

- Electronic mail: globedoc@us.oracle.com
- FAX: (801) 659-7164 Attention: Oracle Applications Global Financials Documentation
- Postal service:
Oracle Corporation
Oracle Applications Global Financials Documentation
500 Oracle Parkway
Redwood Shores, CA 94065
USA

If you would like a reply, please give your name, address, telephone number, and (optionally) electronic mail address.

If you have problems with the software, please contact your local Oracle Support Services.

Preface

Welcome to Release 11i of the *Oracle® Financials for Taiwan User Guide*.

This user guide includes information to help you effectively work with Oracle Financials for Taiwan and contains detailed information about the following:

- Overview and reference information
- Specific tasks that you can accomplish with Oracle Financials for Taiwan
- How to use Oracle Financials for Taiwan windows
- Oracle Financials for Taiwan programs, reports, and listings
- Oracle Financials for Taiwan functions and features

This preface explains how this user guide is organized and introduces other sources of information that can help you use Oracle Financials for Taiwan.

About this Country-Specific User Guide

This user guide documents country-specific functionality developed for use within your country and supplements our core Financials user guides. This user guide also includes tips about using core functionality to meet your country's legal and business requirements, as well as task and reference information. The following chapters are included:

- Chapter 1 describes setting up tax and company information in Oracle Financials for Taiwan.
- Chapter 2 describes Oracle Payables for Taiwan, including setting up for Government Uniform Invoice, entering invoices, Invoice Gateway, the Taiwanese Input VAT report, the Taiwanese Payables Sales/Purchase Return and Discount Certificate, and the Taiwanese Purchase Return and Discount Report.
- Chapter 3 describes Oracle Receivables for Taiwan, including Government Uniform Invoice overview, setting up for Government Uniform Invoice, generating Government Uniform Invoices, the Taiwanese AutoInvoice programs, the Taiwanese Output VAT report, the Taiwanese Receivables Government Uniform Invoice report, the Taiwanese Receivables Zero Rate Tax report, and the Taiwanese Sales Return and Discount report.
- Chapter 4 describes reports that report information from both Oracle Payables and Oracle Receivables in Oracle Financials for Taiwan, including the Taiwanese EDI Government Uniform Invoice and the Taiwanese Pro Forma 401 Report.
- Appendix A describes how to use globalization flexfields.
- Appendix B overviews electronic file content provided in Oracle Financials for Taiwan for the Taiwanese EDI Government Uniform Invoice.

Audience for this Guide

This guide assumes you have a working knowledge of the following:

- The principles and customary practices of your business area.
- Oracle Financials for Taiwan.

If you have never used Oracle Financials for Taiwan, we suggest you attend one or more of the Oracle training classes available through Oracle University.

- The Oracle Applications graphical user interface.

To learn more about the Oracle Applications graphical user interface, read the *Oracle Applications User Guide*.

See Other Information Sources for more information about Oracle Applications product information.

Other Information Sources

You can choose from other sources of information, including online documentation, training, and support services, to increase your knowledge and understanding of Oracle Financials for Taiwan.

If this user guide refers you to other Oracle Applications documentation, use only the Release 11*i* versions of those guides unless we specify otherwise.

Online Documentation

All Oracle Applications documentation is available online (HTML and PDF). The technical reference guides are available in paper format only. Note that the HTML documentation is translated into over twenty languages.

The HTML version of this guide is optimized for onscreen reading, and you can use it to follow hypertext links for easy access to other HTML guides in the library. When you have an HTML window open, you can use the features on the left side of the window to navigate freely throughout all Oracle Applications documentation.

- You can use the Search feature to search by words or phrases.
- You can use the expandable menu to search for topics in the menu structure we provide. The Library option on the menu expands to show all Oracle Applications HTML documentation.

You can view HTML help in the following ways:

- From an application window, use the help icon or the help menu to open a new Web browser and display help about that window.
- Use the documentation CD.
- Use a URL provided by your system administrator.

Your HTML help may contain information that was not available when this guide was printed.

Related User Guides

This user guide documents country-specific functionality developed in addition to our Oracle Financials core products. Because our country-specific functionality is used in association with our core Financials products and shares functional and setup information with other Oracle Applications, you should consult other related user guides when you set up and use Oracle Financials for Taiwan.

You can read the guides online by choosing Library from the expandable menu on your HTML help window, by reading from the Oracle Applications Document

Library CD included in your media pack, or by using a Web browser with a URL that your system administrator provides.

If you require printed guides, you can purchase them from the Oracle store at <http://oraclestore.oracle.com>.

Oracle Applications User Guide

This guide explains how to navigate the system, enter data, and query information, and introduces other basic features of the GUI available with this release of Oracle Financials for Taiwan (and any other Oracle Applications product).

You can also access this user guide online by choosing "Getting Started and Using Oracle Applications" from the Oracle Applications help system.

Oracle Financials Common Country Features User Guide

This manual describes functionality developed to meet specific legal and business requirements that are common to several countries in a given region. Consult this user guide along with your country-specific user guide and your financial product's manual to effectively use Oracle Financials in your country.

Oracle Financials Country-Specific User Guides

These manuals document functionality developed to meet legal and business requirements in countries that you do business in. Look for a user guide that is appropriate to your country; for example, see the Oracle Financials for the Czech Republic User Guide for more information about using this software in the Czech Republic.

Oracle Financials RXi Reports Administration Tool User Guide

Use the RXi reports administration tool to design the content and layout of RXi reports. RXi reports let you order, edit, and present report information to better meet your company's reporting needs.

Oracle General Ledger User Guide

Use this manual when you plan and define your chart of accounts, accounting period types and accounting calendar, functional currency, and set of books. It also describes how to define journal entry sources and categories so that you can create journal entries for your general ledger. If you use multiple currencies, use this manual when you define additional rate types and enter daily rates. This manual also includes complete information on implementing budgetary control.

Oracle Purchasing User Guide

Use this manual to read about entering and managing the purchase orders that you match to invoices.

Oracle Payables User Guide

This manual describes how accounts payable transactions are created and entered into Oracle Payables. This manual also contains detailed setup information for Oracle Payables. Use this manual to learn how to implement flexible address formats for different countries. You can use flexible address formats in the suppliers, customers, banks, invoices, and payments windows in both Oracle Payables and Oracle Receivables.

Oracle Receivables User Guide

Use this manual to learn how to implement flexible address formats for different countries. You can use flexible address formats in the suppliers, customers, banks, invoices, and payments windows in both Oracle Payables and Oracle Receivables. This manual also explains how to set up your system, create transactions, and run reports in Oracle Receivables.

Oracle Assets User Guide

Use this manual to add assets and cost adjustments directly into Oracle Assets from invoice information.

Oracle Projects User Guide

Use this manual to learn how to enter expense reports in Projects that you import into Payables to create invoices. You can also use this manual to see how to create Project information in Projects which you can then record for an invoice or invoice distribution.

Oracle Cash Management User Guide

This manual explains how you can reconcile your payments with your bank statements.

Using Oracle HRMS - The Fundamentals

This user guide explains how to setup and use enterprise modeling, organization management, and cost analysis. It also includes information about defining payrolls.

Oracle Workflow Guide

This manual explains how to define new workflow business processes as well as customize existing Oracle Applications-embedded workflow processes. You also use this guide to complete the setup steps necessary for any Oracle Applications product that includes workflow-enabled processes.

Oracle Financials Open Interfaces Guide

This guide contains a brief summary of each Oracle Financial Applications open interface.

Oracle Applications Character Mode to GUI Menu Path Changes

This is a quick reference guide for experienced Oracle Applications end users migrating from character mode to a graphical user interface (GUI). This guide lists each character mode form and describes which GUI windows or functions replace it.

Multiple Reporting Currencies in Oracle Applications

If you use Multiple Reporting Currencies feature to report and maintain accounting records in more than one currency, use this manual before implementing Oracle Financials for Taiwan. The manual details additional steps and setup considerations for implementing Oracle Financials for Taiwan with this feature.

Multiple Organizations in Oracle Applications

If you use the Oracle Applications Multiple Organization Support feature to use multiple sets of books for one Oracle Financials installation, use this guide to learn about setting up and using Oracle Financials with this feature.

There are special considerations for using Multiple Organizations in Europe with document sequences, legal entity reporting, and drill-down from General Ledger. Consult the Multiple Organizations in Oracle Applications guide for more information about using Multiple Organizations in Europe.

Oracle Applications Flexfields Guide

This guide provides flexfields planning, setup, and reference information for your implementation team, as well as for users responsible for the ongoing maintenance of Oracle Applications product data. This guide also provides information on creating custom reports on flexfields data.

Oracle Alert User Guide

Use this guide to define periodic and event alerts that monitor the status of your Oracle Applications data.

Oracle Applications Implementation Wizard User Guide

If you are implementing more than one Oracle product, you can use the Oracle Applications Implementation Wizard to coordinate your setup activities. This guide describes how to use the wizard.

Oracle Applications Developer's Guide

This guide contains the coding standards followed by Oracle Applications development. It describes the Oracle Application Object Library components needed to implement the Oracle Applications user interface described in the *Oracle Applications User Interface Standards*. It also provides information to help you build your custom Oracle Developer forms so that they integrate with Oracle Applications.

Oracle Applications User Interface Standards

This guide contains the user interface (UI) standards followed by Oracle Applications development. It describes the UI for the Oracle Applications products and how to apply this UI to the design of an application built by using Oracle Forms.

Installation and System Administration

Installing Oracle Applications

This guide provides instructions for managing the installation of Oracle Applications products. In Release 11*i*, much of the installation process is handled using Oracle One-Hour Install, which minimizes the time it takes to install Oracle Applications and the Oracle 8*i* Server technology stack by automating many of the required steps. This guide contains instructions for using Oracle One-Hour Install and lists the tasks you need to perform to finish your installation. You should use this guide in conjunction with individual product user guides and implementation guides.

Oracle Financials Country-Specific Installation Supplement

Use this manual to learn about general country information, such as responsibilities and report security groups, as well as any post-install steps required by some countries or the Global Accounting Engine.

Upgrading Oracle Applications

Refer to this guide if you are upgrading your Oracle Applications Release 10.7 or Release 11.0 products to Release 11*i*. This guide describes the upgrade process in general and lists database upgrade and product-specific upgrade tasks. You must be at either Release 10.7 (NCA, SmartClient, or character mode) or Release 11.0 to upgrade to Release 11*i*. You cannot upgrade to Release 11*i* directly from releases prior to 10.7.

Oracle Applications Product Update Notes

Use this guide as a reference if you are responsible for upgrading an installation of Oracle Applications. It provides a history of the changes to individual Oracle Applications products between Release 11.0 and Release 11*i*. It includes new features and enhancements and changes made to database objects, profile options, and seed data for this interval.

Oracle Applications System Administrator's Guide

This guide provides planning and reference information for the Oracle Applications System Administrator. It contains information on how to define security, customize menus and online help, and manage processing.

Oracle Global Financial Applications Technical Reference Manual

The *Oracle Global Financial Applications Technical Reference Manual* contains database diagrams and a detailed description of regional and related applications database tables, forms, reports, and programs. This information helps you convert data from your existing applications, integrate Oracle Financials with non-Oracle applications, and write custom reports for Oracle Financials.

You can order a technical reference manual for any product you have licensed. Technical reference manuals are available in paper format only.

Training and Support

Training

We offer a complete set of training courses to help you and your staff master Oracle Applications. We can help you develop a training plan that provides thorough training for both your project team and your end users. We will work with you to organize courses appropriate to your job or area of responsibility.

Training professionals can show you how to plan your training throughout the implementation process so that the right amount of information is delivered to key people when they need it the most. You can attend courses at any one of our many Educational Centers, or you can arrange for our trainers to teach at your facility. We also offer Net classes, where training is delivered over the Internet, and many multimedia-based courses on CD. In addition, we can tailor standard courses or develop custom courses to meet your needs.

Support

From on-site support to central support, our team of experienced professionals provides the help and information you need to keep Oracle Financials for Taiwan working for you. This team includes your Technical Representative, Account Manager, and Oracle's large staff of consultants and support specialists with expertise in your business area, managing an Oracle server, and your hardware and software environment.

Do Not Use Database Tools to Modify Oracle Applications Data

We **STRONGLY RECOMMEND** that you never use SQL*Plus, Oracle Data Browser, database triggers, or any other tool to modify Oracle Applications tables, unless we tell you to do so in our guides.

Oracle provides powerful tools you can use to create, store, change, retrieve, and maintain information in an Oracle database. But if you use Oracle tools such as SQL*Plus to modify Oracle Applications data, you risk destroying the integrity of your data and you lose the ability to audit changes to your data.

Because Oracle Applications tables are interrelated, any change you make using an Oracle Applications form can update many tables at once. But when you modify Oracle Applications data using anything other than Oracle Applications forms, you might change a row in one table without making corresponding changes in related tables. If your tables get out of synchronization with each other, you risk retrieving erroneous information and you risk unpredictable results throughout Oracle Applications.

When you use Oracle Applications forms to modify your data, Oracle Applications automatically checks that your changes are valid. Oracle Applications also keeps track of who changes information. But, if you enter information into database tables using database tools, you may store invalid information. You also lose the ability to track who has changed your information because SQL*Plus and other database tools do not keep a record of changes.

About Oracle

Oracle Corporation develops and markets an integrated line of software products for database management, applications development, decision support and office automation, as well as Oracle Applications. Oracle Applications provides the E-business Suite, a fully integrated suite of more than 70 software modules for financial management, Internet procurement, business intelligence, supply chain management, manufacturing, project systems, human resources and sales and service management.

Oracle products are available for mainframes, minicomputers, personal computers, network computers, and personal digital assistants, enabling organizations to integrate different computers, different operating systems, different networks, and even different database management systems, into a single, unified computing and information resource.

Oracle is the world's leading supplier of software for information management, and the world's second largest software company. Oracle offers its database, tools, and application products, along with related consulting, education and support services, in over 145 countries around the world.

Thank You

Thank you for using Oracle Financials for Taiwan and this user guide.

We value your comments and feedback. Please use the Reader's Comment Form to explain what you like or dislike about Oracle Financials or this user guide. Mail your comments to the following address or call us directly at (650) 506-7000.

Oracle Applications Global Financials Documentation
Oracle Corporation
500 Oracle Parkway
Redwood Shores, CA 94065
USA

Or send electronic mail to globedoc@us.oracle.com.

1

Setup

This chapter describes setting up tax and company information in Oracle Financials for Taiwan.

Entering Tax and Company Information

The jurisdiction of the Taiwanese VAT tax authority is divided into three geographical regions: Taipei, Kaohsiung, and Taiwan (the rest of Taiwan outside of the cities of Taipei and Kaohsiung). Each regional tax authority issues taxpayer ID and tax registration numbers to companies within its region. These numbers are displayed on Government Uniform Invoice and VAT regulatory reports. You must also enter company information, such as company address and company owner, for these reports.

Because you may have sites in multiple regions, Oracle Financials for Taiwan lets you define multiple legal entities and enter more than one set of company taxpayer ID and tax registration numbers. For more information on multiple organizations, see the *Multiple Organizations in Oracle Applications* manual. You must also enter taxpayer ID and tax registration numbers for your suppliers and customers.

Entering Company Tax Information

Use the Location and Organization windows to enter your company tax information, including the information that must be printed on Government Uniform Invoice and VAT regulatory reports.

To enter company tax information:

1. Navigate to the Location window.
2. Enter your company information, including your company address.
3. Navigate to the globalization flexfield. For instructions, see Using Globalization Flexfields on page A-2.
4. Enter your taxpayer ID number in the Taxpayer ID field.
5. Enter your company owner in the Taxable Person field.
6. Press the OK button and save your work.
7. Navigate to the Organization window.
8. Enter your legal entity name and type in the Name and Type fields.
9. In the Location field, enter the location with the taxpayer ID that you defined in the Location window.
10. Select *GRE/Legal Entity* in the Organization Classifications region and press the Others button.
11. Select *Legal Entity Accounting* from the list of values.
12. Save your work.

(continued)

- 13.** Enter your company tax registration number in the Legal Entity Accounting field.
- 14.** Press the OK button.
- 15.** Save your work.

Entering Supplier and Customer Tax Information

Enter your supplier taxpayer ID and tax registration numbers in the Taxpayer ID and Tax Registration Number fields of the Suppliers window.

See Also: Entering Suppliers, *Oracle Payables User Guide*

Enter your customer taxpayer ID and tax registration numbers in the Taxpayer ID and Tax Registration Num fields of the Customers window.

See Also: Entering Customers, *Oracle Receivables User Guide*

Note: The taxpayer ID must be a unique eight-digit number, and the tax registration number must be a unique nine-digit number.

Oracle Payables

This chapter describes Oracle Payables for Taiwan, including:

- Setting up for Government Uniform Invoice
- Entering invoices
- Invoice Gateway
- Taiwanese Input VAT report
- Taiwanese Payables Sales/Purchase Return and Discount Certificate
- Taiwanese Purchase Return and Discount Report

Setting Up for Government Uniform Invoice

Government Uniform Invoice is a process in which the government issues invoice numbers for every Receivables invoice to track your company's revenue. For more information, see [Government Uniform Invoice Overview](#) on page 3-2.

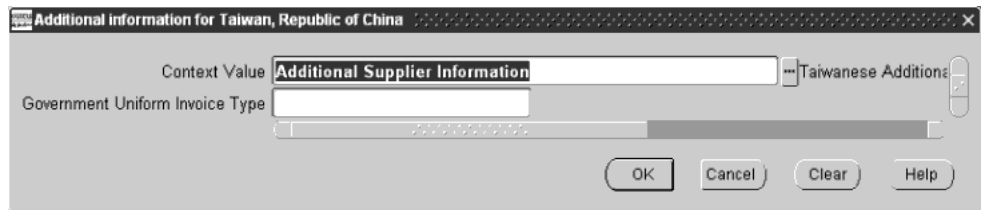
To set up Oracle Payables for Government Uniform Invoice, you must:

- Define default Government Uniform Invoice types for suppliers
- Assign government tax types to tax codes

Defining Default Government Uniform Invoice Types

Report each revenue and expense-related transaction to your tax authority using Government Uniform Invoice types. You should default these types based on the Government Uniform Invoice number for your invoices. For instance, a triplicate Government Uniform Invoice number needs a triplicate type.

Use the globalization flexfield in the Suppliers window to define default Government Uniform Invoice types for your suppliers. This type defaults to the supplier invoices, but you can override the default when you enter invoices.

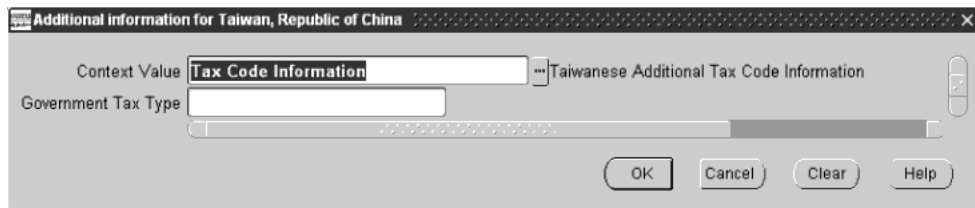


To define a default Government Uniform Invoice type for your supplier:

1. Navigate to the Suppliers window and enter or query the supplier.
2. Navigate to the globalization flexfield. For instructions, see Using Globalization Flexfields on page A-2.
3. Enter a Government Uniform Invoice type in the Government Uniform Invoice Type field:
 - 21 - Purchase Triplicate and Computer Generated Uniform Invoice
 - 22 - Other Receipts with Purchase Tax Stated
 - 23 - Triplicate Purchase Return or Discount Document
 - 24 - Duplicate Purchase Return or Discount Document
 - 25 - Triplicate Purchase Cashier Generated Uniform Invoice
 - 26 - Deduction of Purchase Triplicate and Computer Generated GUI
 - 27 - Other Receipts with Tax Stated with VAT Amount
4. Press the OK button.
5. Save your work.

Assigning Government Tax Types

In Taiwan, VAT transactions are categorized as exempt, taxable, or zero rate. These government tax types are displayed in the Taiwanese EDI Government Uniform Invoice file to identify the tax category for each transaction. Use the globalization flexfield in the Tax Codes window to assign a government tax type to each tax code.



The screenshot shows a dialog box titled "Additional information for Taiwan, Republic of China". Inside, there is a "Context Value" field with the text "Tax Code Information" and a "Government Tax Type" field which is currently empty. To the right of the "Context Value" field is a button labeled "Taiwanese Additional Tax Code Information". At the bottom of the dialog box are four buttons: "OK", "Cancel", "Clear", and "Help".

To assign a government tax type to a tax code:

1. Navigate to the Tax Codes window.
2. Enter or query the tax code.
3. Navigate to the globalization flexfield. For instructions, see Using Globalization Flexfields on page A-2.
4. Enter a government tax type in the Government Tax Type field:
 - Exempt
 - Taxable
 - Zero-Rate
5. Press the OK button.
6. Save your work.

Entering Invoices

When you enter invoices in the Invoices window, store Government Uniform Invoice numbers from supplier invoices in the Invoice Num field. Use the globalization flexfield to enter additional invoice information for Taiwan.

Prerequisites

Assign government tax types to each tax code. For more information, see *Assigning Government Tax Types* on page 2-4.

Note: You cannot enter an invoice that has lines with different tax codes.

To enter invoices for Taiwan:

1. Navigate to the Invoices window.
2. Enter invoice header information, including the Government Uniform Invoice number in the Invoice Num field.

(continued)

3. Navigate to the globalization flexfield. For instructions, see Using Globalization Flexfields on page A-2.

In the Government Uniform Invoice Type field, the Government Uniform Invoice type defaults with the value that you entered in the globalization flexfield of the Suppliers window. Select another type if you want to override the default. For more information, see Defining Default Government Uniform Invoice Types on page 2-3.

4. Enter **Yes** in the Wine/Cigarette field if items are alcoholic beverages or tobacco products.
5. Enter a deductible type in the Deductible Type field:
 - Deductible Fixed Assets
 - Deductible Purchases and Expense

The Print Date field displays the last date that the Taiwanese Payables Sales/Purchase Return and Discount Certificate was successfully printed. For more information, see Taiwanese Payables Sales/Purchase Return and Discount Certificate on page 2-21.

Note: You cannot manually update or enter a date in this field.

6. Press the OK button.
7. Save your work.

See Also: Entering Invoices Overview, *Oracle Payables User Guide*

Invoice Gateway Overview

You can enter invoices in either the Invoice Gateway window or the Invoice Workbench. The Invoice Gateway window is the quickest way to enter most invoices. Use the Invoice Gateway window to enter a large number of invoices that do not require extensive online validation or extensive online defaulting of values.

Payables uses information that you enter in the Invoice Gateway window to create invoices in Payables. When you enter invoice records in the Invoice Gateway window, you enter invoice header and line information. This invoice information is stored in the Payables Open Interface tables. Because Oracle Applications does not validate and default invoice values while you enter invoices, you can enter invoices more quickly in the Invoice Gateway than you can in the Invoice Workbench (the Invoice Workbench is the Invoices window and associated windows).

After you enter invoice records using the Invoice Gateway, you can submit a customized workflow program to automate your business processes for managing invoices. For example, you can customize the workflow program to validate the cost center on all invoices before you import them.

You submit the Payables Open Interface Import Program to validate the values that you entered, provide any default values, and create invoices with distributions and scheduled payments in the regular Payables invoice tables.

After invoices are imported, Payables provides a report that lists both the invoice records that were successfully imported and any invoice records that could not be imported due to invalid or missing information. You can query rejected invoice records in the Invoice Gateway window and correct and resubmit the invoices for import.

When you successfully import invoice records, Payables creates regular invoices that you can view, modify, and approve in the Invoice Workbench. After approval, the invoices are ready for payment.

After you have successfully created invoices based on the information in the invoice records, you can purge invoice records from the Open Interface tables.

See Also: Invoice Gateway, *Oracle Payables User Guide*

Entering Country-Specific Information in the Invoice Gateway Window

You must enter additional country-specific information when you record and pay invoices in Taiwan. Oracle Payables captures this information in globalization flexfields on the Invoice Workbench and in the Invoice Gateway window. You can enter the same country-specific information in both windows. The Invoice Gateway window, however, lets you enter information more quickly for invoices that do not require extensive online validation or extensive online defaulting of values.

The Invoice Gateway window has one globalization flexfield in the header region. You can customize your Invoice Gateway folder forms to show or hide the globalization flexfield for Taiwan.

The screenshot shows a window titled "Additional information for Taiwan, Republic of China". Inside, there are five input fields with labels to their left: "Context Value" (containing "Invoice Information"), "Government Uniform Invoice Type", "Wine/Cigarette", "Deductible Type", and "Print Date". To the right of the "Context Value" field is a button labeled "Taiwanese". At the bottom of the window are four buttons: "OK", "Cancel", "Clear", and "Help".

To enter country-specific information in the header region of the Invoice Gateway window:

1. Navigate to the Invoice Gateway window.
The Invoice Gateway Identification window appears on top of the Invoice Gateway window.
2. In the Invoice Gateway Identification window, enter the source in the Source field and the batch name in the Gateway Batch field.
3. Press the Enter button.
4. In the header region of the Invoice Gateway window, enter header information for your invoice.

5. Click in the globalization flexfield to navigate to the flexfield window. For instructions, see *Using Globalization Flexfields* on page A-2.

In the Government Uniform Invoice Type field, the Government Uniform Invoice type defaults with the value that you entered in the globalization flexfield of the Suppliers window. Select another type if you want to override the default. For more information, see *Defining Default Government Uniform Invoice Types* on page 2-3.

6. Enter *Yes* in the Wine/Cigarette field if items are alcoholic beverages or tobacco products.
7. Enter a deductible type in the Deductible Type field:
 - Deductible Fixed Assets
 - Deductible Purchases and Expense

The Print Date field displays the last date that the Taiwanese Payables Sales/Purchase Return and Discount certificate was successfully printed. For more information, see *Taiwanese Payables Sales/Purchase Return and Discount Certificate* on page 2-21.

Note: You cannot manually update or enter a date in this field.

8. Press the OK button to save your work and return to the Invoice Gateway window.

See Also: *Entering Invoices Overview, Oracle Payables User Guide*

Payables Open Interface Tables

The Payables Open Interface tables store invoice information. The Payables Open Interface Import program builds Payables invoices based on invoice records in the Payables Open Interface tables. After the import program builds the invoices, you can view, modify, and approve the invoices in the Invoice Workbench.

The invoice information derives from Electronic Data Interchange (EDI) invoices from your suppliers, invoice records that you entered in the Invoice Gateway window, invoices that you loaded with Oracle SQL*Loader, and credit card transaction data.

Understanding the Payables Open Interface Tables

Use the Invoice Gateway window, Oracle e-Commerce Gateway, the Credit Card Invoice Interface Summary, or SQL*Loader to load invoice information into the AP_INVOICES_INTERFACE and AP_INVOICE_LINES_INTERFACE interface tables. The Payables Open Interface program validates each record that you select for import. If the record contains valid information, the program creates a Payables invoice with distributions and scheduled payments based on the invoice header and line information in the record.

Records in the AP_INVOICE_LINES_INTERFACE table create one or more invoice distributions. Note that one row may create more than one distribution. For example, if you enter a tax line in this table and prorate the tax line across three item lines, during the Open Interface Import process Oracle Payables creates three tax invoice distributions based on the single tax line in this table.

The interface tables include columns, which Oracle Payables uses to categorize and store specific invoice information. For example, invoice source information is stored in the SOURCE column within AP_INVOICES_INTERFACE.

Payables Open Interface Table AP_INVOICES_INTERFACE

This table lists the columns in the AP_INVOICES_INTERFACE Payables Open Interface table. The column descriptions indicate which columns are required values for importing invoices into Oracle Payables with Taiwanese features.

See Also: Payables Open Interface Import, *Oracle Payables User Guide*

See Also: Table Definitions, *Oracle Payables Applications Technical Reference Manual*

Column Name	Type
GLOBAL_ATTRIBUTE_CATEGORY	VARCHAR2(150)
GLOBAL_ATTRIBUTE1	VARCHAR2(150)
GLOBAL_ATTRIBUTE2	VARCHAR2(150)
GLOBAL_ATTRIBUTE3	VARCHAR2(150)
GLOBAL_ATTRIBUTE4	VARCHAR2(150)
GLOBAL_ATTRIBUTE5	VARCHAR2(150)
GLOBAL_ATTRIBUTE6	VARCHAR2(150)
GLOBAL_ATTRIBUTE7	VARCHAR2(150)
GLOBAL_ATTRIBUTE8	VARCHAR2(150)
GLOBAL_ATTRIBUTE9	VARCHAR2(150)
GLOBAL_ATTRIBUTE10	VARCHAR2(150)
GLOBAL_ATTRIBUTE11	VARCHAR2(150)
GLOBAL_ATTRIBUTE12	VARCHAR2(150)
GLOBAL_ATTRIBUTE13	VARCHAR2(150)
GLOBAL_ATTRIBUTE14	VARCHAR2(150)
GLOBAL_ATTRIBUTE15	VARCHAR2(150)
GLOBAL_ATTRIBUTE16	VARCHAR2(150)
GLOBAL_ATTRIBUTE17	VARCHAR2(150)

Column Name	Type
GLOBAL_ATTRIBUTE18	VARCHAR2(150)
GLOBAL_ATTRIBUTE19	VARCHAR2(150)
GLOBAL_ATTRIBUTE20	VARCHAR2(150)

Taiwanese Columns

GLOBAL_ATTRIBUTE_CATEGORY

Enter the context value JA.TW.APXIISIM.INVOICES_FOLDER to import Taiwanese descriptive flexfield information.

Required	Yes, if you want to import country-specific information
Validation	None
Destination	AP_INVOICES_ALL.GLOBAL_ATTRIBUTE_CATEGORY

GLOBAL_ATTRIBUTE1

Enter the Government Uniform Invoice type.

Required	No
Validation	Valid values are: <ul style="list-style-type: none">■ 21 - Purchase Triplicate and Computer Generated Uniform Invoice■ 22 - Other Receipts with Purchase Tax Stated■ 23 - Triplicate Purchase Return or Discount Document■ 24 - Duplicate Purchase Return or Discount Document■ 25 - Triplicate Purchase Cashier Generated Uniform Invoice■ 26 - Deduction of Purchase Triplicate and Computer Generated GUI■ 27 - Other Receipts with Tax Stated with VAT Amount
Destination	AP_INVOICES_ALL.GLOBAL_ATTRIBUTE1

GLOBAL_ATTRIBUTE2

Enter a value to indicate whether this invoice includes alcoholic beverages or tobacco products.

Required No

Validation Valid values are:

- Yes
- No

Destination AP_INVOICES_ALL.GLOBAL_ATTRIBUTE2

GLOBAL_ATTRIBUTE3

Enter a value for the deductible type.

Required No

Validation Valid values are:

Deductible Fixed Assets

Deductible Purchases and Expense

Destination AP_INVOICES_ALL.GLOBAL_ATTRIBUTE3

GLOBAL_ATTRIBUTE4

Enter a value for the print date.

Required: No

Validation: Valid values are dates in the standard date format

Destination: AP_INVOICES_ALL.GLOBAL_ATTRIBUTE4

How the Invoice Gateway Window Populates the Open Interface Tables

You may find this table helpful in understanding the Rejections Report. This table shows the column that is populated by each field in the Invoice Gateway globalization flexfield for Taiwan.

Invoice Gateway field name - Header region flexfield	Corresponding column in AP_INVOICES_INTERFACES
Context Value	GLOBAL_ATTRIBUTE_CATEGORY
Government Uniform Invoice Type	GLOBAL_ATTRIBUTE1
Wine/Cigarette	GLOBAL_ATTRIBUTE2
Deductible Type	GLOBAL_ATTRIBUTE3
Print Date	GLOBAL_ATTRIBUTE4

Taiwanese Input VAT Report

Taiwanese Input VAT Report					Report Date: 11-FEB-2000 13:02			
Period: DEC-00 - DEC-00					Page: 2 / 2			
Company Name: TW Operations								
Address: 500 Taiwanese Parkway								
Taiwan								
Taxable Person: M. Liu								
Tax Registration Number: 123456789								
Taxpayer ID: 24345678								
Reporting Level: Legal Entity								
Reporting Context: TW Operations								
Invoice Date From: 89/12/01								
To: 89/12/31								
GUI Type								
GUI	Invoice	Taxpayer	Supplier	Government	Deductible			
Number	Date	ID	Name	Tax Type	Type	Taxable Amount	Tax Amount	Total Amount
21 AZ20001000	89/12/01	88776655	Alpha Corporation	Taxable	Deductible FI	1,000	50	1,050
21 MT12000567	89/12/25	88776655	Alpha Corporation	Taxable	Deductible FI	2,000	100	2,100
Report Total:						3,000	150	3,150
						=====	=====	=====
*** End of Report ***								

Use the Taiwanese Input VAT report to review tax information on your invoices for all purchases and expenses during each tax reporting period.

When you make purchase returns or discounts after the end of the month, you must report a credit against the original Government Uniform Invoice. The Taiwanese Input VAT report displays the original Government Uniform Invoice number of the debit memo as the number for the credit transaction.

The Taiwanese Input VAT report supports multi-organization reporting. The report, however, prints the company tax registration number and taxpayer ID only when you report on the legal entity level.

The report includes a cover page that lists the date and time that you submit the report, the values that you enter for each report parameter, the request ID, and the responsibility and user that the report is submitted under. The cover page displays standard years for dates that you enter in the parameters, but the body of the report prints Taiwanese official years.

Use the Standard Request Submission windows to submit the Taiwanese Input VAT report.

See Also: Using Standard Request Submission, *Oracle Applications User Guide*

Report Parameters

Reporting Level

Enter *Set of Books*, *Legal Entity*, or *Operating Unit* for the level that you want to run the report on. The list of values is restricted by the MO: Top Reporting Level profile option that is defined for your responsibility. The default value is *Operating Unit*.

Reporting Context

Enter the set of books, legal entity, or operating unit that you want to report on. Depending on what you entered in the Reporting Level parameter, the Reporting Context list of values shows valid sets of books, legal entities, or operating units for your responsibility. The default value is the organization that the MO: Operating Unit profile option designates.

Accounting Period From

Enter the earliest accounting period that you want to report from. You must select from the list of values which provides closed accounting periods.

Accounting Period To

Enter the latest accounting period that you want to report to. You must select from the list of values which provides closed accounting periods.

Invoice Date From

Enter the earliest invoice date that you want to report from in standard year. Do not enter dates in Taiwanese official year.

Invoice Date To

Enter the latest invoice date that you want to report to in standard year. Do not enter dates in Taiwanese official year.

Report Headings

In this heading...	Oracle Payables prints...
<Report Title>	Taiwanese Input VAT Report
Period	The accounting period range that you entered in the Accounting Period From and To parameters
Report Date	The date (in standard year) and time that you ran the report
Page	The current and total pages of the report
Company Name	The company name
Address	The company address
Taxable Person	The owner of the company
Tax Registration Number	The company tax registration number
Taxpayer ID	The company taxpayer ID
Reporting Level	The reporting level that you entered in the Reporting Level parameter
Reporting Context	The reporting entity that you entered in the Reporting Context parameter
Invoice Date From	The invoice date (in Taiwanese official year) that you entered in the Invoice Date From parameter
Invoice Date To	The invoice date (in Taiwanese official year) that you entered in the Invoice Date To parameter

Column Headings

In this column...	Oracle Payables prints...
GUI Type	The Government Uniform Invoice type.
GUI Number	The Government Uniform Invoice number.
Invoice Date	The invoice date in Taiwanese official year.
Taxpayer ID	The supplier taxpayer ID.
Supplier Name	The supplier name.
Government Tax Type	The government tax type for the invoice: <ul style="list-style-type: none">■ Exempt■ Taxable■ Zero-Rate
Deductible Type	The deductible type for the invoice: <ul style="list-style-type: none">■ Deductible Purchase/Expense■ Deductible Fixed Assets The column is blank for non-deductible invoices.
Taxable Amount	The taxable amount for the invoice.
Tax Amount	The tax amount applied to the invoice.
Total Amount	The sum of the invoice amount and the tax amount.

Row Headings

In this row...	Oracle Payables prints...
Report Total	The report totals for the Taxable Amount, Tax Amount, and Total Amount columns

Taiwanese Payables Sales/Purchase Return and Discount Certificate

Taiwanese Payables Sales/Purchase Return and Discount Certificate							Report Date: 11-FEB-2000 13:02	
							Page: 2 / 2	
Supplier Name: TW Operations							Certificate Number: CM001	
Address: 500 Taiwan Parkway								
Taxpayer ID: 24345678								
Tax Registration Number: 123456789								
GUI Type								
---- Return and Discount ----								
Invoice	Invoice Number	Item	Quantity	Tax Code	Unit Price	Credit Amount	Tax Amount	
Date								
23	89/12/01	MA00000502						
		Item A	10	NTD 5%	200	<2000>	<100>	
		Item B	4	NTD 5%	30	<120>	<6>	
Report Total:						<2120>	<106>	
=====								
Company Name: TW Operations								
Address: 500 Taiwan Parkway								
Taxable Person: M. Liu								
Taxpayer ID: 33224455								
Tax Registration Number: 723456769								
*** End of Report ***								

Use the Taiwanese Payables Sales/Purchase Return and Discount Certificate to notify suppliers of sales returns and discount information. The certificates are formal evidence for accounting and tax auditing purposes.

The Taiwanese Payables Sales/Purchase Return and Discount Certificate displays credit and debit memos with Government Uniform Invoice type 23 (Triplicate Purchase Return or Discount Document) and 24 (Duplicate Purchase Return or Discount Document).

Note: The Taiwanese Payables Sales/Purchase Return and Discount Certificate displays only invoices with Government Uniform Invoice type 23 or 24, regardless of what you enter as the invoice type, for instance *Debit Memo* or *Standard*.

Oracle Payables updates the Print Date field in the Invoices window globalization flexfield every time that you successfully print the Taiwanese Payables Sales/Purchase Return and Discount Certificate. If you set the Reprint parameter to *No*, Oracle Payables does not print certificates that already have print dates.

The certificate includes a cover page that lists the date and time that you submit the report, the values that you enter for each report parameter, the request ID, and the responsibility and user that the report is submitted under.

Use the Standard Request Submission windows to submit the Taiwanese Payables Sales/Purchase Return and Discount Certificate.

See Also: Using Standard Request Submission, *Oracle Applications User Guide*

Report Parameters

GUI Type

Enter the Government Uniform Invoice type that you want to report on:

- 23 - Triplicate Purchase Return or Discount Document
- 24 - Duplicate Purchase Return or Discount Document

Credit/Debit Memo Number From

Enter the first credit/debit memo number that you want to report from.

Credit/Debit Memo Number To

Enter the last credit/debit memo number that you want to report to.

GUI Number From

Enter the first Government Uniform Invoice number that you want to report from. The Taiwanese Payables Sales/Purchase Return and Discount Certificate reports from the credit memo that was issued against this original transaction.

GUI Number To

Enter the last Government Uniform Invoice number that you want to report to. The Taiwanese Payables Sales/Purchase Return and Discount Certificate reports to the credit memo that was issued against this original transaction.

Credit/Debit Memo Date From

Enter the earliest credit/debit memo date that you want to report from in standard year. Do not enter dates in Taiwanese official year.

Credit/Debit Memo Date To

Enter the latest credit/debit memo date that you want to report to in standard year. Do not enter dates in Taiwanese official year.

Batch Name

Enter the invoice batch that you want to report on.

Batch Date From

Enter the earliest batch date that you want to report from in standard year. Do not enter dates in Taiwanese official year.

Batch Date To

Enter the latest batch date that you want to report to in standard year. Do not enter dates in Taiwanese official year.

Reprint

Enter *Yes* if you want to print both certificates with print dates and certificates without print dates. Enter *No* to print only certificates without print dates.

Report Headings

Header

In this heading...	Oracle Payables prints...
<Report Title>	Taiwanese Payables Sales/Purchase Return and Discount Certificate
Report Date	The date (in standard year) and time that you ran the report
Page	The current and total pages of the report
Supplier Name	The supplier name
Address	The supplier address
Taxpayer ID	The supplier taxpayer ID
Tax Registration Number	The supplier tax registration number
Certificate Number	The credit/debit memo number issued for the Government Uniform Invoice

Footer

In this heading...	Oracle Payables prints...
Company Name	The company name
Address	The company address
Taxable Person	The owner of the company
Taxpayer ID	The company taxpayer ID
Tax Registration Number	The company tax registration number

Column Headings

In this column...	Oracle Payables prints...
GUI Type	The Government Uniform Invoice type: <ul style="list-style-type: none"> ■ 23 - Triplicate Purchase Return or Discount Document ■ 24 - Duplicate Purchase Return or Discount Document
Invoice Date	The invoice date, or the date that the Government Uniform Invoice was generated (in Taiwanese official year)
Invoice Number	The original Government Uniform Invoice number of the credit/debit memo
Item	The name of the item that is returned or discounted
Quantity	The quantity of the item
Tax Code	The tax code
Unit Price	The original unit price of the item in the original sales invoice line
Return and Discount - Credit Amount	The amount returned or discounted
Return and Discount - Tax Amount	The tax amount of the invoice

Row Headings

In this row...	Oracle Payables prints...
Report Total	The report totals for the Return and Discount - Credit Amount and Return and Discount - Tax Amount columns

Taiwanese Purchase Return and Discount Report

Taiwanese Purchase Return and Discount Report					Report Date: 26-FEB-2000 21:02		
GL Date: 89/01/15 - 89/01/15					Page: 2 / 2		
Batch Date: -							
Company Name: TW Operations							
Address: 500 Taiwanese Parkway							
Tax Registration Number:							
Taxpayer ID:							
Reporting Level: Operating Unit							
Reporting Context: TW Operations							
Batch Name:							
Supplier Name:							
Certificate Date							
Certificate Number		Original Number	Supplier Name	Taxpayer ID	Taxable Amount	Tax Amount	Total Amount
-----		-----	-----	-----	-----	-----	-----
2234	89/01/15	AB00102001	Taiwan Office Suppli	6667666	<1,000>	<50>	<1,050>
2235	89/01/15	AB00102300	Taiwan Office Suppli	6667666	<2,000>	<100>	<2,100>

Report Total:							<3,150>
							=====
*** End of Report ***							

Use the Taiwanese Purchase Return and Discount report to review purchase and discount information for a tax reporting period. The report displays credit and debit memos with Government Uniform Invoice type 23 (Triplicate Purchase Return or Discount Document) and 24 (Duplicate Purchase Return or Discount Document).

Note: The Taiwanese Purchase Return and Discount report displays only invoices with Government Uniform Invoice type 23 or 24, regardless of what you enter as the invoice type, for instance *Debit Memo* or *Standard*.

The Taiwanese Purchase Return and Discount report supports multi-organization reporting. The report, however, prints the company tax registration number and taxpayer ID only when you report on the legal entity level.

The report includes a cover page that lists the date and time that you submit the report, the values that you enter for each report parameter, the request ID, and the responsibility and user that the report is submitted under. The cover page displays standard years for dates that you enter in the parameters, but the body of the report prints Taiwanese official years.

Use the Standard Request Submission windows to submit the Taiwanese Purchase Return and Discount report.

See Also: Using Standard Request Submission, *Oracle Applications User Guide*

Report Parameters

Reporting Level

Enter *Set of Books*, *Legal Entity*, or *Operating Unit* for the level that you want to run the report on. The list of values is restricted by the MO: Top Reporting Level profile option that is defined for your responsibility. The default value is *Operating Unit*.

Reporting Context

Enter the set of books, legal entity, or operating unit that you want to report on. Depending on what you entered in the Reporting Level parameter, the Reporting Context list of values shows valid sets of books, legal entities, or operating units for your responsibility. The default value is the organization that the MO: Operating Unit profile option designates.

GL Date From

Enter the earliest General Ledger date that you want to report from in standard year. Do not enter dates in Taiwanese official year.

GL Date To

Enter the latest General Ledger date that you want to report to in standard year. Do not enter dates in Taiwanese official year.

Batch Date From

Enter the earliest batch date that you want to report from in standard year. Do not enter dates in Taiwanese official year.

Batch Date To

Enter the latest batch date that you want to report to in standard year. Do not enter dates in Taiwanese official year.

Batch Name

Enter the batch name that you want to report on. If you leave this parameter blank, the report displays transactions for all batches.

Supplier Name

Enter the name of the supplier that you want to report on. If you leave this parameter blank, the report displays transactions for all suppliers.

Report Headings

In this heading...	Oracle Payables prints...
<Report Title>	Taiwanese Purchase Return and Discount Report
GL Date	The General Ledger date range (in Taiwanese official year) that you entered in the GL Date From and To parameters
Batch Date	The batch date range (in Taiwanese official year) that you entered in the Batch Date From and To parameters
Report Date	The date (in standard year) and time that you ran the report
Page	The current and total pages of the report
Company Name	The company name
Address	The company address
Tax Registration Number	The company tax registration number
Taxpayer ID	The company taxpayer ID
Reporting Level	The reporting level that you entered in the Reporting Level parameter
Reporting Context	The reporting entity that you entered in the Reporting Context parameter
Batch Name	The batch name that you entered in the Batch Name parameter
Supplier Name	The supplier name that you entered in the Supplier Name parameter

Column Headings

In this column...	Oracle Payables prints...
Certificate Number	The invoice number of the credit/debit memo that is issued when you print the Taiwanese Payables Sales/Purchase Return and Discount Certificate
Certificate Date	The invoice date (in Taiwanese official year) of the credit/debit memo that is issued when you print the Taiwanese Payables Sales/Purchase Return and Discount Certificate
Original Number	The Government Uniform Invoice number of the original invoice
Supplier Name	The supplier name
Taxpayer ID	The supplier taxpayer ID
Taxable Amount	The taxable returned or discounted amount against the original invoice
Tax Amount	The tax amount against the returned or discounted amount
Total Amount	The sum of the taxable amount and tax amount

Row Headings

In this row...	Oracle Payables prints...
Total	The report totals for the Taxable Amount, Tax Amount, and Total Amount columns

Oracle Receivables

This chapter describes Oracle Receivables for Taiwan, including:

- Government Uniform Invoice overview
- Setting up for Government Uniform Invoice
- Generating Government Uniform Invoices
- Taiwanese AutoInvoice programs
- Taiwanese Output VAT report
- Taiwanese Receivables Government Uniform Invoice report
- Taiwanese Receivables Zero Rate Tax report
- Taiwanese Sales Return and Discount report

Government Uniform Invoice Overview

In Taiwan, you must report all revenue to the Taiwanese tax authority. Government Uniform Invoice is a process in which the government issues invoice numbers for every Receivables invoice to track your company's revenue. The tax authorities in the geographical regions of Taipei, Kaohsiung, and Taiwan (the rest of the country outside Taipei and Kaohsiung) typically assign numbers in groups of 100 or more. These Government Uniform Invoice numbers are unique to each company and must be used in a two month period.

The tax authorities assign Government Uniform Invoice numbers to you based on:

- The type of invoice
- The location of the company issuing the invoice
- The month that the invoice will be issued

Three types of invoices are issued in Taiwan. The type is usually determined by the characteristics of the supplier and the customer:

Invoice Type	Description
Triplicate Invoice	Invoices issued to business entities. Three copies are needed for tracking and auditing purposes.
Duplicate Invoice	Invoices issued to individuals. Two copies are needed.
Cash Register Receipt	Receipts that are printed from cash registers located in stores.

A Government Uniform Invoice number contains a prefix and a number. The prefix is a combination of two English letters, usually assigned in sequence such as AA, AB, AC, and so on. These prefixes are defined for each invoice type. The eight digit numbers are grouped by region (Taipei, Kaohsiung, and the rest of Taiwan) within a specific prefix. For instance, Taipei may have numbers 00000000 to 79999999 and Kaohsiung may have 80000000 to 99999999 for prefixes TM through TN.

This table is an example of Government Uniform Invoice numbers that the three tax authorities can assign for a two month period:

January/February	Taiwan		Taipei		Kaohsiung	
Invoice Type	Prefix	Number	Prefix	Number	Prefix	Number
Triplicate	TK - TL	00000000 - 89999999	TM - TN	00000000 - 79999999	TM - TN	80000000 - 99999999
Duplicate	TP - TS	00000000 - 99999999	TT - TU	00000000 - 79999999	TV - TW	00000000 - 99999999
Cash Register	TX - TY	00000000 - 39999999	TZ - UG	00000000 - 99999999	TX - TY	40000000 - 69999999

Oracle Receivables lets you automatically assign a Government Uniform Invoice number to each invoice when you complete the invoice. An invoice with a designated Government Uniform Invoice number is a Government Uniform Invoice. You must account for and report each Government Uniform Invoice to your tax authority. Unused and voided Government Uniform numbers are reported as zero-amount invoices.

Discounts and Returns

When a customer takes a discount on an invoice or returns all or part of the items on a Government Uniform Invoice, four possible cases arise:

- The discount or return occurs within the same month as the original transaction. Your customer returns the original Government Uniform Invoice. Void that original invoice and issue a new Government Uniform Invoice to the customer for the adjusted amount.
- The discount or return occurs after the end of the month. Your customer creates a debit memo and sends a sales return and discount receipt. Report a credit against the original Government Uniform Invoice and keep the receipt for auditing purposes.
- The discount or return occurs in the accounting period that the original Government Uniform Invoice is issued. Your customer returns that invoice. Void the invoice and issue a new Government Uniform Invoice for the adjusted amount. Report only the revised invoice to the tax authority.
- The discount or return occurs in a different accounting period. Your customer sends you a sales return and discount notice. Use that notice to create a credit memo. Report the original invoice in the first month and the credit memo in the appropriate month. Use the original Government Uniform Invoice number to report the credit memo.

Other Income

You must report all income through the Government Uniform Invoice process, including stock dividends and interest income. When you receive a check for these types of income, enter the check as a miscellaneous receipt in Oracle Receivables. Use a Government Uniform Invoice number for the miscellaneous receipt and report it to your tax authorities.

Setting Up for Government Uniform Invoice

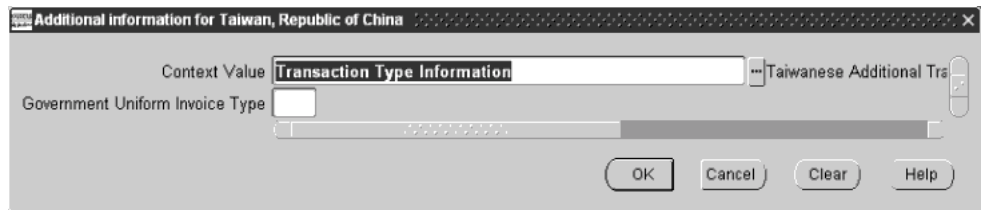
To set up Oracle Receivables for Government Uniform Invoice, you must:

- Define default Government Uniform Invoice types for transaction types
- Define Government Uniform Invoice books
- Associate transaction types with transaction sources
- Assign government tax type to tax codes

Defining Default Government Uniform Invoice Types

Report each revenue and expense-related transaction to your tax authority using Government Uniform Invoice types. You should default these types based on the Government Uniform Invoice number for your invoices. For instance, a triplicate Government Uniform Invoice number needs a triplicate type.

Use the globalization flexfield in the Transaction Types window to define default Government Uniform Invoice types for your transaction types. The Government Uniform Invoice type can be linked to transaction sources.



To define a default Government Uniform Invoice type for your transaction type:

1. Navigate to the Transaction Types window.
2. Enter or query a transaction.
3. Navigate to the globalization flexfield. For instructions, see Using Globalization Flexfields on page A-2.

(continued)

4. Enter an Government Uniform Invoice type in the Government Uniform Invoice Type field:
 - 31 - Sales Triplicate and Computer Generated Uniform Invoice
 - 32 - Sales Duplicate and Duplicate Cashier Generated
 - 33 - Triplicate Sales Return or Discount Document
 - 34 - Duplicate Sales Return or Discount Document
 - 35 - Triplicate Sales Cashier Generated Uniform Invoice
 - 36 - Deduction of Sales Triplicate and Computer Generated GUI
 - 37 - Other Receipts with Sales Tax Stated with Summarized VAT
5. Press the OK button.
6. Save your work.

Defining Government Uniform Invoice Books

Government Uniform Invoice numbers are usually issued in ranges for two month periods. Use the Transaction Sources window to define each range as a Government Uniform Invoice book and set up the automatic Government Uniform Invoice numbering for the range. This transaction numbering process is not used for transactions other than invoices.

Prerequisites

Define default Government Uniform Invoice types. For more information, see Defining Default Government Uniform Invoice Types on page 3-7.

To define a Government Uniform Invoice book:

1. Navigate to the Transaction Sources window.
2. Enter a unique Government Uniform Invoice book name in the Name field and a description in the Description field of the Batch Source alternate name region.
3. In the Effective Dates fields, enter the range of effective dates for this book, for instance the first and last dates of the two month period that the Government Uniform Invoice numbers are issued for.
4. Check the Automatic Transaction Numbering check box.
5. In the Last Number field, enter the lower bound of your Government Uniform Invoice number range minus 1. For example, if the numbering starts with AA10000100, enter 10000099.
6. In the Standard Transaction Type field, enter the transaction type that you defined a Government Uniform Invoice type for. For more information, see Defining Default Government Uniform Invoice Types on page 3-7.

7. Navigate to the globalization flexfield. For instructions, see Using Globalization Flexfields on page A-2.

If you are entering a manual transaction source and want to reference Government Uniform Invoice numbers from an imported transaction source, enter the imported transaction source in the Referenced Transaction Source field. The manual transaction source would generate Government Uniform Invoice numbers from its referenced transaction source when you complete transactions. Skip to the *Note* under Step 9.

If you are entering a manual transaction source and do not want to reference Government Uniform Invoice numbers from an imported transaction source, or if you are entering an imported transaction source, continue to Step 8.

8. Enter the two character prefix for your Government Uniform Invoice numbers in the Invoice Word field.
9. Enter the Government Uniform Invoice number range in the Initial Transaction Number and Final Transaction number fields. When transaction numbering reaches the last number, you cannot generate a new Government Uniform Invoice number.

If you want to limit future dated transactions to maintain chronological order, enter the number of days in the Advance Days field. Transactions can only be entered with a transaction date between the current date and the last of the advance days.

Note: The Last Issued Date field displays the date that the last Government Uniform Invoice was issued. Oracle Receivables updates this field when you complete a transaction and generate a Government Uniform Invoice number.

You cannot manually update or enter a date in this field.

10. Press the OK button.
11. Save your work.

Associating Transaction Types with Transaction Sources

Use the Source and Type Relationships window to associate one or more transaction types with an imported or manual transaction source. These associations ensure, for example, that duplicate Government Uniform Invoice numbers are not generated for triplicate invoices.

Name	Description	Invoice Class

To associate one or more transaction types with a transaction source:

1. Navigate to the Source and Type Relationships window.
2. Select a transaction source from the Find Transaction Source list of values.
3. In the Name field of the Transaction Types region, enter one or more transaction types that you want to associate with the transaction source. Choose transaction types that belong to the Invoice class.
4. Save your work.

Assigning Government Tax Types

In Taiwan, VAT transactions are categorized as exempt, taxable, or zero rate. These government tax types are displayed in the Taiwanese EDI Government Uniform Invoice file to identify the tax category for each transaction. Use the globalization flexfield in the Tax Codes and Rates window to assign a government tax type to each tax code.

The screenshot shows a window titled "Additional information for Taiwan, Republic of China". Inside, there are two main fields: "Context Value" and "Government Tax Type". The "Context Value" field has a dropdown menu currently showing "Tax Information". To the right of this field is a button labeled "Taiwanese Additional Tax Inform". Below the "Context Value" field is the "Government Tax Type" field, which is currently empty. At the bottom right of the window are four buttons: "OK", "Cancel", "Clear", and "Help".

To assign a government tax type to a tax code:

1. Navigate to the Tax Codes and Rates window.
2. Enter or query the tax code.
3. Navigate to the More alternate name region.
4. Navigate to the globalization flexfield. For instructions, see Using Globalization Flexfields on page A-2.
5. Enter a government tax type in the Government Tax Type field:
 - Exempt
 - Taxable
 - Zero-Rate
6. Press the OK button.
7. Save your work.

Generating Government Uniform Invoices

After setting up Oracle Receivables, you can generate Government Uniform Invoices. When you complete an invoice, Oracle Receivables automatically assigns a Government Uniform Invoice number to the invoice based on the Government Uniform Invoice book that you defined. The Government Uniform Invoice number replaces the original transaction number in the Transaction Number field of the Transactions window. The original transaction number is moved to the Original Transaction Number field in the globalization flexfield to track the original invoice.

Use the Transactions window globalization flexfield to attach export certificate information to a Government Uniform Invoice when zero-rate tax is applied to the transaction.

Generation Issues

Oracle Receivables does not generate a Government Uniform Invoice if:

- The Automatic Transaction Numbering check box in the Transaction Sources window is not checked.
- The Invoice Word field in the Transaction Sources window globalization flexfield is blank.
- The invoice class of the transaction is not *Invoice*.
- The Government Uniform Invoice number is already generated and assigned, such as from transactions that are imported from other systems.

Oracle Receivables gives you a warning and aborts the Government Uniform Invoice generation if:

- One or more transaction types is not associated with an imported or manual transaction source.
- A transaction number is not within the valid range defined in the Government Uniform Invoice book/transaction source.
- A transaction header has multiple tax codes in the transaction lines.
- A transaction date is not in a valid range; the date must be between the current date and the last date of the advance days that you defined in the Transaction Sources window globalization flexfield.

Prerequisites

Set up Oracle Payables and Receivables. For more information, see *Entering Tax and Company Information*, *Setting Up for Government Uniform Invoice (Oracle Payables)*, and *Setting Up for Government Uniform Invoice (Oracle Receivables)*.

The screenshot shows a dialog box titled "Additional information for Taiwan, Republic of China". It contains several input fields and a dropdown menu. The "Context Value" dropdown is currently set to "Transaction Information". Below it are fields for "Wine/Cigarette", "Deductible Type", "Export Certificate Number", "Export Name", "Export Method", "Export Type", "Export Date", "Original Transaction Number", and "Legacy Uniform Invoice". A scrollbar is visible on the right side of the form. At the bottom right, there are four buttons: "OK", "Cancel", "Clear", and "Help".

To enter transactions and generate Government Uniform Invoices:

1. Navigate to the Transactions window.
2. Select a Government Uniform Invoice book in the Source field.
3. Enter transaction header and line information.

Note: Do not enter lines with different tax codes.

4. Navigate to the globalization flexfield. For instructions, see *Using Globalization Flexfields* on page A-2.
5. Enter *Yes* in the Wine/Cigarette field if items are alcoholic beverages or tobacco products.

(continued)

6. Enter a deductible type in the Deductible Type field:

- Deductible Fixed Assets
- Deductible Purchases and Expense

If the government tax type for the transaction is Zero-Rate, enter the export certificate information. If not, skip to step 13.

7. Enter the export certificate number in the Export Certificate Number field.

8. Enter an export certificate document type in the Export Name field:

- Export Report
- Invoice
- Others
- Post
- Sample Out

9. Enter the export method in the Export Method field:

- Direct
- Triangle

10. Enter an export type in the Export Type field:

- Duty Free
- Export Shipment
- Foreign Service
- Goods in Bond
- International Transportation

11. Enter the export date in the Export Date field.

12. If you have Government Uniform Invoice numbers generated in Oracle Applications Release 11.0 or 10.7, use the Legacy Uniform Invoice field to track those numbers.

Note: Do not update the Number field in the Transactions window with the Legacy Uniform Invoice number.

The Original Transaction Number field displays the original transaction number before the Government Uniform Invoice number is assigned.

13. Press the OK button.
14. Save your work and complete the transaction.

See Also: Entering Transactions, *Oracle Receivables User Guide*

Example of Generation

You receive a Government Uniform Invoice book with invoice word ZB and 100 Government Uniform Invoice numbers from 10001001 to 10001100. You define the Government Uniform Invoice book as transaction source *A0901* in the Transaction Sources window with this information:

Field/Checkbox	Value
Type	Manual
Effective Dates	5/20/2000
Automatic Transaction Numbering	Checked
Last Number	10001000
Invoice Word	ZB

Enter a transaction using Government Uniform Invoice book A0901:

- Select *A0901* in the Source field.
- The Government Uniform Invoice type 31 - Sales Triplicate and Computer Generated Uniform Invoice is linked to this transaction through transaction source A0901.
- Enter other information. You cannot enter lines with different tax codes.
- Complete the transaction.

Oracle Receivables concatenates invoice word ZB from the A0901 transaction source and the next available transaction number 10001001. The Government Uniform Invoice number is ZB10001001 and is stored in the Number field of the Transactions window. This is the new transaction number of the invoice that is now a Government Uniform Invoice. The original transaction number is stored in the Original Transaction Number field in the globalization flexfield. The Last Issued Date field of the Transaction Sources window globalization flexfield is updated with the date that this Government Uniform Invoice number is generated and assigned.

Voiding Government Uniform Invoices

You may need to void a Government Uniform Invoice for various reasons. For more information, see *Discounts and Returns* on page 3-4. Unused and voided Government Uniform numbers are reported as zero-amount invoices.

Reports in Oracle Financials for Taiwan use the Status field in the Transactions window to identify voided transactions. The Status field defaults with the value from the Transaction Status field in the Transaction Types window.

To void a transaction or Government Uniform Invoice, you can change the Status field to *Void* in the More alternate name region of the Transactions window. You can also change the transaction type for the invoice to a transaction type with a void status.

Taiwanese AutoInvoice Programs

Use the Taiwanese AutoInvoice Import Program to import transactions from other systems into Oracle Receivables and automatically assign Government Uniform Invoice numbers to those transactions. Use the Taiwanese AutoInvoice Master Program to submit more than one instance of the Taiwanese AutoInvoice Import Program.

Two parameters in the Taiwanese AutoInvoice programs differ from Oracle Receivables programs. The list of values for the Transaction Source parameter of the Taiwanese AutoInvoice Import Program and the Invoice Source parameter of the Taiwanese AutoInvoice Master Program do not include transactions that are not defined in the Source and Type Relationships window. The Transaction Type parameter list of values in both of the Taiwanese programs also does not include transaction types that are not defined in the Source and Type Relationships window.

Oracle Receivables automatically generates the AutoInvoice Execution, AutoInvoice Validation, and AutoInvoice Exception reports when you run an AutoInvoice program.

See Also: Using AutoInvoice, *Oracle Receivables User Guide*

See Also: Importing Transactions Using AutoInvoice, *Oracle Receivables User Guide*

See Also: AutoInvoice Reports, *Oracle Receivables User Guide*

Use the Standard Request Submission windows to submit the Taiwanese AutoInvoice Import Program or the Taiwanese AutoInvoice Master Program.

See Also: Using Standard Request Submission, *Oracle Applications User Guide*

Taiwanese Output VAT Report

Taiwanese Output VAT Report				Report Date: 26-FEB-2000 19:37	
Period: Jan-00 - Jan-00				Page: 2 / 2	
Company Name: TW Operations					
Address: Taipei 500 Taiwanese Parkway					
Taxpayer ID:					
Tax Registration Number:					
Reporting Level: Legal Entity					
Reporting Context: TW Operations					
Transaction Date From: 89/01/01					
To: 89/01/31					
Transaction Source Name:					
Include Referenced Source:					

Use the Taiwanese Output VAT report to review tax information on your invoices for all sales during each tax reporting period. Send the Taiwanese Output VAT report and the Taiwanese EDI Government Uniform Invoice file to your tax authority for reporting purposes.

If a return or discount occurs after the end of the month, you must report a credit against the original Government Uniform Invoice. The Taiwanese Output VAT report displays the original Government Uniform Invoice number instead of the credit memo number.

The Taiwanese Output VAT report supports multi-organization reporting. The report, however, prints the company tax registration number and taxpayer ID only when you report on the legal entity level.

The report includes a cover page that lists the date and time that you submit the report, the values that you enter for each report parameter, the request ID, and the responsibility and user that the report is submitted under. The cover page displays standard years for dates that you enter in the parameters, but the body of the report prints Taiwanese official years.

Use the Standard Request Submission windows to submit the Taiwanese Output VAT report.

See Also: Using Standard Request Submission, *Oracle Applications User Guide*

Report Parameters

Reporting Level

Enter *Set of Books*, *Legal Entity*, or *Operating Unit* for the level that you want to run the report on. The list of values is restricted by the MO: Top Reporting Level profile option that is defined for your responsibility. The default value is *Operating Unit*.

Reporting Context

Enter the set of books, legal entity, or operating unit that you want to report on. Depending on what you entered in the Reporting Level parameter, the Reporting Context list of values show valid sets of books, legal entities, or operating units for your responsibility. The default value is the organization that the MO: Operating Unit profile option designates.

Accounting Period From

Enter the earliest accounting period that you want to report from. You must select from the list of values which provides closed accounting periods.

Accounting Period To

Enter the latest accounting period that you want to report to. You must select from the list of values which provides closed accounting periods.

Transaction Date From

Enter the earliest transaction date that you want to report from in standard year. Do not enter dates in Taiwanese official year.

Transaction Date To

Enter the latest transaction date that you want to report to in standard year. Do not enter dates in Taiwanese official year.

Transaction Source Name

Enter the name of the transaction source/Government Uniform Invoice book. If you leave this parameter blank, transactions from all transaction sources are printed.

Include Referenced Source

Enter **Yes** if you want to include transactions generated from the imported transaction source that the transaction source that you entered in the Transaction Source Name parameter references.

Report Headings

In this heading...	Oracle Receivables prints...
<Report Title>	Taiwanese Output VAT Report
Period	The accounting period range that you entered in the Accounting Period From and To parameters
Report Date	The date (in standard year) and time that you ran the report
Page	The current and total pages of the report
Company Name	The company name
Address	The company address
Taxpayer ID	The company taxpayer ID
Tax Registration Number	The company tax registration number
Reporting Level	The reporting level that you entered in the Reporting Level parameter
Reporting Context	The reporting entity that you entered in the Reporting Context parameter
Transaction Date From	The transaction date (in Taiwanese official year) that you entered in the Transaction Date From parameter
To	The transaction date (in Taiwanese official year) that you entered in the Transaction Date To parameter
Transaction Source Name	The transaction source/Government Uniform Invoice book that you entered in the Transaction Source Name parameter
Include Referenced Source	The value that you entered in the Include Referenced Source parameter

Column Headings

In this column...	Oracle Receivables prints...
GUI Type	The Government Uniform Invoice type.
GUI Number	The Government Uniform Invoice number.
Transaction Source	The name of the transaction source/Government Uniform Invoice book.
Transaction Date	The transaction date (in Taiwanese official year), or the date that the Government Uniform Invoice is generated.
Taxpayer ID	The customer taxpayer ID.
Government Tax Type	The government tax type for the invoice: <ul style="list-style-type: none">■ Exempt■ Taxable■ Zero-Rate
Deductible Type	The deductible type for the invoice: <ul style="list-style-type: none">■ Deductible Purchase/Expense■ Deductible Fixed Assets The column is blank for non-deductible invoices.
Taxable Amount	The taxable amount for the invoice.
Tax Amount	The tax amount applied to the invoice.
Total Amount	The sum of the taxable amount and the tax amount.

Row Headings

In this row...	Oracle Receivables prints...
Report Total	The report totals for the Taxable Amount, Tax Amount, and Total Amount columns

Taiwanese Receivables Government Uniform Invoice Report

Taiwanese Receivables Government Uniform Invoice Report							Report Date: 26-FEB-2000 17:36		
GL Date: 89/01/01 - 89/01/31							Page: 2 / 2		
Company Name: TW Operations									
Address: Taipei 500 Taiwanese Parkway									
Tax Registration Number:									
Taxpayer ID:									
Reporting Level: Operating Unit									
Reporting Context: TW Operations									
Transaction Date From: 89/01/01									
To: 89/01/31									
Transaction Source Name:									
Include Referenced Source:									
Customer Name:									
GUI Type									
Transaction Date									
	GUI		Transaction		Taxpayer	Government			
	Number	Void	Source		ID	Tax Type	Tax Code	Taxable Amount	Tax Amount
									Total Amount
31	AB00008020		AB0009	89/01/02	88776655	Taxable	VAT-10%	600	60
31	AB00008040		AB0009	89/01/03	88776655	Zero-Rate	Zero	1,000	0
Report Total:								1,600	60
								1,660	
*** End of Report ***									

Use the Taiwanese Receivables Government Uniform Invoice report to review all Government Uniform Invoice transaction information, including invoices with tax, invoices with exempt tax, voided invoices, and unused invoices. Use this report internally for accounting purposes.

The Taiwanese Receivables Government Uniform Invoice report supports multi-organization reporting. The report, however, prints the company tax registration number and taxpayer ID only when you report on the legal entity level.

The report includes a cover page that lists the date and time that you submit the report, the values that you enter for each report parameter, the request ID, and the responsibility and user that the report is submitted under. The cover page displays standard years for dates that you enter in the parameters, but the body of the report prints Taiwanese official years.

Use the Standard Request Submission windows to submit the Taiwanese Receivables Government Uniform Invoice report.

See Also: Using Standard Request Submission, *Oracle Applications User Guide*

Report Parameters

Reporting Level

Enter *Set of Books*, *Legal Entity*, or *Operating Unit* for the level that you want to run the report on. The list of values is restricted by the MO: Top Reporting Level profile option that is defined for your responsibility. The default value is *Operating Unit*.

Reporting Context

Enter the set of books, legal entity, or operating unit that you want to report on. Depending on what you entered in the Reporting Level parameter, the Reporting Context list of values shows valid sets of books, legal entities, or operating units for your responsibility. The default value is the organization that the MO: Operating Unit profile option designates.

GL Date From

Enter the earliest General Ledger date that you want to report from in standard year. Do not enter dates in Taiwanese official year.

GL Date To

Enter the latest General Ledger date that you want to report to in standard year. Do not enter dates in Taiwanese official year.

Transaction Date From

Enter the earliest transaction date that you want to report from in standard year. Do not enter dates in Taiwanese official year.

Transaction Date To

Enter the latest transaction date that you want to report to in standard year. Do not enter dates in Taiwanese official year.

Transaction Source Name

Enter the name of the transaction source/Government Uniform Invoice book. If you leave this parameter blank, transactions from all transaction sources are printed.

Include Referenced Source

Enter *Yes* if you want to include transactions generated from the imported transaction source that the transaction source that you entered in the Transaction Source Name parameter references.

Customer Name

Enter the name of the customer that you want to report on. If you leave this parameter blank, the report prints transactions of all customers.

Report Headings

In this heading...	Oracle Receivables prints...
<Report Title>	Taiwanese Receivables Government Uniform Invoice Report
GL Date	The General Ledger date range (in Taiwanese official year) that you entered in the GL Date From and To parameters
Report Date	The date (in standard year) and time that you ran the report
Page	The current and total pages of the report
Company Name	The company name
Address	The company address
Tax Registration Number	The company tax registration number
Taxpayer ID	The company taxpayer ID
Reporting Level	The reporting level that you entered in the Reporting Level parameter
Reporting Context	The reporting entity that you entered in the Reporting Context parameter
Transaction Date From	The transaction date (in Taiwanese official year) that you entered in the Transaction Date From parameter
To	The transaction date (in Taiwanese official year) that you entered in the Transaction Date From parameter
Transaction Source Name	The transaction source/Government Uniform Invoice book that you entered in the Transaction Source Name parameter
Include Referenced Source	The value that you entered in the Include Referenced Source parameter
Customer Name	The customer name that you entered in the Customer Name parameter

Column Headings

In this column...	Oracle Receivables prints...
GUI Type	The Government Uniform Invoice type.
GUI Number	The Government Uniform Invoice number.
Void	An asterisk * if the invoice is a voided Government Uniform Invoice. The column is blank for an invoice that is not voided.
Transaction Source	The name of the transaction source/Government Uniform Invoice book.
Transaction Date	The transaction date (in Taiwanese official year), or the date that the Government Uniform Invoice is generated.
Taxpayer ID	The customer taxpayer ID.
Government Tax Type	The government tax type for the invoice: <ul style="list-style-type: none">■ Exempt■ Taxable■ Zero-Rate
Tax Code	The tax code of the invoice.
Taxable Amount	The taxable amount for the invoice.
Tax Amount	The tax amount applied to the invoice.
Total Amount	The sum of the taxable amount and the tax amount.

Row Headings

In this row...	Oracle Receivables prints...
Report Total	The report totals for the Taxable Amount, Tax Amount, and Total Amount columns

Taiwanese Receivables Zero-Rate Tax Report

Taiwanese Receivables Zero-Rate Tax Report						Report Date: 27-FEB-2000 15:02
GL Date: 89/01/01 - 89/01/31						Page: 2 / 2
Transaction Date: 89/01/01 - 89/01/31						
Export Date: -						
Company Name: TW Operations						
Address: 500 Taiwanese Parkway						
Tax Registration Number:						
Taxpayer ID:						
Reporting Level: Operating Unit						
Reporting Context: TW Operations						
Export Method:						
Transaction Date	Export Method					
GUI	Export		Export Name	Export Type	Export	Taxable
Number	Number				Date	Amount
89/01/03	AB00008040	2235534	Triangle Invoice	Export Shipment	89/01/03	1,000
89/01/03	AB00008060	2235535	Direct Export Report	Export Shipment	89/01/03	3,000
Report Total:						4,000
						=====
*** End of Report ***						

Use the Taiwanese Receivables Zero-Rate Tax report to review all transactions with zero-rate tax applied. The report prints export certificate information along with other transaction information.

The Taiwanese Receivables Zero-Rate Tax report uses the government tax type to identify zero-rate tax lines. For example, if you define a tax code with 0% tax rate and Taxable government tax type, the report would not print this line. If you define a tax code with 5% tax rate and Zero-Rate Government tax type, the report would print the line as a zero-rate tax line.

The Taiwanese Receivables Zero-Rate Tax report supports multi-organization reporting. The report, however, prints the company tax registration number and taxpayer ID only when you report on the legal entity level.

The report includes a cover page that lists the date and time that you submit the report, the values that you enter for each report parameter, the request ID, and the responsibility and user that the report is submitted under. The cover page displays standard years for dates that you enter in the parameters, but the body of the report prints Taiwanese official years.

Use the Standard Request Submission windows to submit the Taiwanese Receivables Zero-Rate Tax report.

See Also: Using Standard Request Submission, *Oracle Applications User Guide*

Report Parameters

Reporting Level

Enter *Set of Books*, *Legal Entity*, or *Operating Unit* for the level that you want to run the report on. The list of values is restricted by the MO: Top Reporting Level profile option that is defined for your responsibility. The default value is *Operating Unit*.

Reporting Context

Enter the set of books, legal entity, or operating unit that you want to report on. Depending on what you entered in the Reporting Level parameter, the Reporting Context list of values shows valid sets of books, legal entities, or operating units for your responsibility. The default value is the organization that the MO: Operating Unit profile option designates.

GL Date From

Enter the earliest General Ledger date that you want to report from in standard year. Do not enter dates in Taiwanese official year.

GL Date To

Enter the latest General Ledger date that you want to report to in standard year. Do not enter dates in Taiwanese official year.

Transaction Date From

Enter the earliest transaction date that you want to report from in standard year. Do not enter dates in Taiwanese official year.

Transaction Date To

Enter the latest transaction date that you want to report to in standard year. Do not enter dates in Taiwanese official year.

Export Date From

Enter the earliest export date that you want to report from in standard year. Do not enter dates in Taiwanese official year.

Export Date To

Enter the latest export date that you want to report to in standard year. Do not enter dates in Taiwanese official year.

Export Method

Enter the export method of the export certificates that you want to report on:

- Triangle
- Direct

If you leave this parameter blank, all transactions are printed regardless of the export method.

Report Headings

In this heading...	Oracle Receivables prints...
<Report Title>	Taiwanese Receivables Zero-Rate Tax Report
GL Date	The General Ledger date range (in Taiwanese official year) that you entered in the GL Date From and To parameters
Transaction Date	The transaction date range (in Taiwanese official year) that you entered in the Transaction Date From and To parameters
Export Date	The export date range (in Taiwanese official year) that you entered in the Export Date From and To parameters
Report Date	The date (in standard year) and time that you ran the report
Page	The current and total pages of the report
Company Name	The company name
Address	The company address
Tax Registration Number	The company tax registration number
Taxpayer ID	The company taxpayer ID
Reporting Level	The reporting level that you entered in the Reporting Level parameter
Reporting Context	The reporting entity that you entered in the Reporting Context parameter
Export Method	The export method that you entered in the Export Method parameter

Column Headings

In this column...	Oracle Receivables prints...
Transaction Date	The transaction date (in Taiwanese official year), or the date that the Government Uniform Invoice is generated.
GUI Number	The Government Uniform Invoice number of the invoice. If the Government Uniform Invoice type is 33 (Triplicate Sales Return or Discount Document) or 34 (Duplicate Sales Return or Discount Document), the transaction number of the original sales invoice is printed.
Export Number	The export certificate number.
Export Method	The export method of the export certificate: <ul style="list-style-type: none">■ Triangle■ Direct
Export Name	The export name of the export certificate: <ul style="list-style-type: none">■ Export Report■ Sample Out■ Post■ Invoice■ Others
Export Type	The export type of the export certificate: <ul style="list-style-type: none">■ Export Shipment■ Foreign Service■ Duty Free■ Goods in Bond■ International Transportation
Export Date	The date (in Taiwanese official year) that the export certificate is issued.
Taxable Amount	The taxable amount of the exported goods.

Row Headings

In this row...	Oracle Receivables prints...
Report Total	The report total of the Taxable Amount column

Taiwanese Sales Return and Discount Report

Taiwanese Sales Return and Discount Detail Report					Report Date: 11-FEB-2000 13:02		
GL Date: 89/12/31 - 89/12/31					Page: 2 / 2		
Transaction Date: 89/12/01 - 89/12/31							
Company Name: TW Operations							
Address: 500 Taiwanese Parkway							
Taiwan							
Taxable Person: M. Liu							
Tax Registration Number: 123456789							
Taxpayer ID: 24345678							
Reporting Level: Operating Unit							
Reporting Context: TW Operations							
Original Number From: MA00000500							
To: MA00000503							
Customer Name:							
Certificate Number	Certificate Date	Original Number	Customer Name	Taxpayer ID	Taxable Amount	Tax Amount	Total Amount
-----	-----	-----	-----	-----	-----	-----	-----
580	89/12/01	MA00000502	Alpha Corporation	88776655	<4000>	<200>	<4200>
581	89/12/02	MA00000503	Alpha Corporation	88776655	<200>	<10>	<210>
Report Total:					<4200>	<210>	<4410>
					=====	=====	=====
*** End of Report ***							

Use the Taiwanese Sales Return and Discount report to review sales return and discount information for each accounting period. The report displays credit memos with Government Uniform Invoice type 33 (Triplicate Sales Return or Discount Document) and 34 (Duplicate Sales Return or Discount Document).

Note: The Taiwanese Sales Return and Discount report displays only invoices with Government Uniform Invoice type 33 or 34, regardless of what you enter as the invoice type, for instance *Credit Memo*.

The Taiwanese Sales Return and Discount report supports multi-organization reporting. The report, however, prints the company's tax registration number and taxpayer ID only when you report on the legal entity level.

The report includes a cover page that lists the date and time that you submit the report, the values that you enter for each report parameter, the request ID, and the responsibility and user that the report is submitted under. The cover page displays standard years for dates that you enter in the parameters, but the body of the report prints Taiwanese official years.

Use the Standard Request Submission windows to submit the Taiwanese Sales Return and Discount report.

See Also: Using Standard Request Submission, *Oracle Applications User Guide*

Report Parameters

Reporting Level

Enter *Set of Books*, *Legal Entity*, or *Operating Unit* for the level that you want to run the report on. The list of values is restricted by the MO: Top Reporting Level profile option that is defined for your responsibility. The default value is *Operating Unit*.

Reporting Context

Enter the set of books, legal entity, or operating unit that you want to report on. Depending on what you entered in the Reporting Level parameter, the Reporting Context list of values shows valid sets of books, legal entities, or operating units for your responsibility. The default value is the organization that the MO: Operating Unit profile option designates.

GL Date From

Enter the earliest General Ledger date that you want to report from in standard year. Do not enter dates in Taiwanese official year.

GL Date To

Enter the latest General Ledger date that you want to report to in standard year. Do not enter dates in Taiwanese official year.

Transaction Date From

Enter the earliest transaction date that you want to report in standard year. Do not enter dates in Taiwanese official year.

Transaction Date To

Enter the latest transaction date that you want to report to in standard year. Do not enter dates in Taiwanese official year.

Original Number From

Enter the Government Uniform Invoice number of the first original invoice that you want to report from. If you leave this parameter blank, the report prints all sales return and discount invoices with Government Uniform Invoice type 33 or 34.

Original Number To

Enter the Government Uniform Invoice number of the last original invoice that you want to report to. If you leave this and the Original Number From parameter blank, the report prints all sales return and discount invoices with Government Uniform Invoice type 33 or 34.

Customer Name

Enter the name of the customer that you want to report on. If you leave this parameter blank, the report prints transactions for all customers.

Report Headings

In this heading...	Oracle Receivables prints...
<Report Title>	Taiwanese Sales Return and Discount Detail Report
GL Date	The General Ledger date range (in Taiwanese official year) that you entered in the GL Date From and To parameters
Transaction Date	The transaction date range (in Taiwanese official year) that you entered in the Transaction Date From and To parameters
Report Date	The date (in standard year) and time that you ran the report
Page	The current and total pages of the report
Company Name	The company name
Address	The company address
Taxable Person	The owner of the company
Tax Registration Number	The company tax registration number
Taxpayer ID	The company taxpayer ID
Reporting Level	The reporting level that you entered in the Reporting Level parameter
Reporting Context	The reporting entity that you entered in the Reporting Context parameter
Original Number From	The Government Uniform Invoice number that you entered in the Original Number From parameter
To	The Government Uniform Invoice number that you entered in the Original Number To parameter
Customer Name	The customer name that you entered in the Customer Name parameter

Column Headings

In this column...	Oracle Receivables prints...
Certificate Number	The transaction number of the credit memo issued for the sales return or discount
Certificate Date	The date (in Taiwanese official year) that the discount or return occurred, or the transaction date of the credit memo
Original Number	The Government Uniform Invoice number of the original invoice
Customer Name	The name of the customer that you received the Taiwanese Sales/Purchase Return and Discount Certificate from
Taxpayer ID	The customer taxpayer ID
Taxable Amount	The taxable discount or returned amount against the original invoice
Tax Amount	The tax amount against the discount or returned amount
Total Amount	The sum of the taxable amount and tax amount

Row Headings

In this row...	Oracle Receivables prints...
Report Total	The report totals for the Taxable Amount, Tax Amount, and Total Amount columns

Cross-Product Reports

This chapter describes reports that report information from both Oracle Payables and Oracle Receivables in Oracle Financials for Taiwan, including:

- Taiwanese EDI Government Uniform Invoice
- Taiwanese Pro Forma 401 Report

Taiwanese EDI Government Uniform Invoice

Use the Taiwanese EDI Government Uniform Invoice to generate an EDI (Electronic Data Interchange) file to submit to your tax authority. The Taiwanese EDI Government Uniform Invoice file includes both Oracle Payables and Receivables VAT information, as well as credit memo information for sales/purchase return and discount.

Note: The EDI file displays only header level information for invoice amount, tax amount, and tax code. If each invoice line has a different tax code, the EDI file cannot capture correct tax information.

The Taiwanese EDI Government Uniform Invoice uses the government tax type that you enter in the Government Tax Type field of the Tax Codes and Rates window globalization flexfield. For example, if the tax rate is 5% and the government tax type in the globalization flexfield is Zero-Rate, the Taiwanese EDI Government Uniform Invoice identifies the transaction as zero rate.

If you void a Government Uniform Invoice, the Taiwanese EDI Government Uniform Invoice identifies the transaction as void. For more information, see *Voiding Government Uniform Invoices* on page 3-19. Unused Government Uniform Invoice numbers are also displayed in the EDI file with government tax type D (Void, Unused).

The Taiwanese EDI Government Uniform Invoice supports multi-organization reporting but is printed only at the legal entity level.

For more information about file content, see *Taiwanese EDI Government Uniform Invoice File Content* on page B-2.

Use the Standard Request Submission windows to submit the Taiwanese EDI Government Uniform Invoice.

See Also: Using Standard Request Submission, *Oracle Applications User Guide*

Report Parameters

Reporting Context

Enter the legal entity that you want to report on.

GL Date From

Enter the earliest General Ledger date that you want to report from. You must select from the list of values which provides dates in closed accounting periods.

GL Date To

Enter the latest General Ledger date that you want to report to. You must select from the list of values which provides dates in closed accounting periods.

Taiwanese Pro Forma 401 Report

Taiwanese Pro Forma 401 Report

GL Date: 89/12/01 - 89/12/31

Report Date: 11-FEB-2000 13:02

Page: 2 / 2

Company Name: TW Operations

Address: 500 Taiwanese Parkway

Taiwan

Taxable Person: M. Liu

Tax Registration Number: 123456789

Taxpayer ID: 24345678

Reporting Context: TW Operations

GUI Type

Description	Government Tax Type	Deductible Type	Tax Code	Taxable Amount	Tax Amount	Total Amount
31 Triplicate and	Taxable	Deductible Fi	NTD 5%	100	5	105
			NTD 10%	200	20	220
		Deductible Type Total:		300	25	325
		Deductible Pu	NTD 5%	100	5	105
		Deductible Type Total:		100	5	105
		Government Tax Type Total:		300	30	330
	Zero-Rate	Deductible Fi	NTD 5%	150	0	150
		Deductible Type Total:		150	0	150
		Government Tax Type Total:		150	0	150
		GUI Type 31 Total:		450	30	480
		Source Ledger AR Total:		450	30	480
		Report Total:		450	30	480

=====

=====

=====

*** End of Report ***

Use the Taiwanese Pro Forma 401 report to print information required for the statutory form 401 for tax reporting. The report lists all sales and purchase information in the accounting period.

The Taiwanese Pro Forma 401 report supports multi-organization reporting but is printed only at the legal entity level.

The report includes a cover page that lists the date and time that you submit the report, the values that you enter for each report parameter, the request ID, and the responsibility and user that the report is submitted under. The cover page displays standard years for dates that you enter in the parameters, but the body of the report prints Taiwanese official years.

Use the Standard Request Submission windows to submit the Taiwanese Pro Forma 401 report.

See Also: Using Standard Request Submission, *Oracle Applications User Guide*

Report Parameters

Reporting Context

Enter the legal entity that you want to report on.

GL Date From

Enter the earliest General Ledger date that you want to report from in standard year. Do not enter dates in Taiwanese official year.

GL Date To

Enter the latest General Ledger date that you want to report to in standard year. Do not enter dates in Taiwanese official year.

Report Headings

In this heading...	Oracle Financials prints...
<Report Title>	Taiwanese Pro Forma 401 Report
GL Date From	The General Ledger date (in Taiwanese official year) that you entered in the GL Date From parameter
GL Date To	The General Ledger date (in Taiwanese official year) that you entered in the GL Date To parameter
Report Date	The date (in standard year) and time that you ran the report
Page	The current and total pages of the report
Company Name	The company name
Address	The company address
Taxable Person	The company owner
Tax Registration Number	The company tax registration number
Taxpayer ID	The company taxpayer ID
Reporting Context	The legal entity that you entered in the Reporting Context parameter

Column Headings

In this column...	Oracle Financials prints...
GUI Type	The Government Uniform Invoice type
Description	The description of the Government Uniform Invoice type
Government Tax Type	The government tax type of the invoice: <ul style="list-style-type: none">■ Exempt■ Taxable■ Zero-Rate
Deductible Type	The deductible type of the invoice: <ul style="list-style-type: none">■ Deductible Purchase/Expense■ Deductible Fixed Assets The column is blank for non-deductible invoices.
Tax Code	The invoice's tax code that you defined in the Tax Codes and Rates window
Taxable Amount	The taxable amount
Tax Amount	The tax amount in the invoice
Total Amount	The sum of the taxable amount and tax amount

Row Headings

In this row...	Oracle Financials prints...
Deductible Type Total	The totals for each deductible type.
Government Tax Type Total	The totals for each government tax type.
GUI Type <GUI Type Number> Total	The totals for each Government Uniform Invoice type.
Source Ledger AR Total	The total amount of the output VAT, or totals for Government Uniform Invoice types 31 to 36.
Source Ledger AP Total	The total amount of the input VAT, or totals for Government Uniform Invoice types 21 to 26.
Report Total	The sum of the Source Ledger AR Total and Source Ledger AP Total columns. This sum is the amount that you should pay the government for VAT.

Using Globalization Flexfields

This appendix describes how to use globalization flexfields.

Using Globalization Flexfields

Oracle Financials for Taiwan uses globalization flexfields that let you enter country-specific information in Oracle Payables and Oracle Receivables. Your system administrator should complete setup steps to enable globalization flexfields for your country-specific responsibilities.

See Also: *Setting Up Globalization Flexfields, Oracle Financials Country-Specific Installation Supplement*

There are globalization flexfields on these windows:

Oracle Payables

- Invoice Gateway
- Invoices
- Location
- Tax Codes

Oracle Receivables

- Location
- Tax Codes and Rates
- Transaction Sources
- Transaction Types
- Transactions

The globalization flexfield appears in the window after you complete all setup steps to enable globalization flexfields. The globalization flexfield is enclosed in round brackets. Click in the globalization flexfield to display the pop-up window.

Electronic File Content

This appendix overviews electronic file content provided in Oracle Financials for Taiwan for the Taiwanese EDI Government Uniform Invoice.

Taiwanese EDI Government Uniform Invoice File Content

Field Position	Type	Description
1-2	Num	Government Uniform Invoice type: <ul style="list-style-type: none">■ 21 - Purchase Triplicate and Computer Generated Uniform Invoice■ 22 - Other Receipts with Purchase Tax Stated■ 23 - Triplicate Purchase Return or Discount Document■ 24 - Duplicate Purchase Return or Discount Document■ 25 - Triplicate Purchase Cashier Generated Uniform Invoice■ 26 - Deduction of Purchase Triplicate and Computer Generated GUI■ 27 - Other Receipts with Tax Stated with VAT Amount■ 31 - Sales Triplicate and Computer Generated Uniform Invoice■ 32 - Sales Duplicate and Duplicate Cashier Generated■ 33 - Triplicate Sales Return or Discount Document■ 34 - Duplicate Sales Return or Discount Document■ 35 - Triplicate Sales Cashier Generated Uniform Invoice■ 36 - Deduction of Sales Triplicate and Computer Generated GUI■ 37 - Other Receipts with Sales Tax Stated with Summarized VAT
3-11	Num	Tax registration number of the company/legal entity.
12-18	Num	Sequential number. Right aligned, not padded with 0.
19-22	Num	Transaction date. In YYMM format and Taiwanese official year.
23-30	Num	Customer taxpayer ID. The customer taxpayer ID from Oracle Receivables invoices or the legal entity taxpayer ID from Oracle Payables invoices.

Field Position	Type	Description
31-38	Num	Supplier taxpayer ID. The legal entity taxpayer ID from Oracle Receivables invoices or the supplier taxpayer ID from Oracle Payables invoices.
39-40	Char	Invoice word. The two character prefix of the Government Uniform Invoice number.
41-48	Num	Numeric portion of the Government Uniform Invoice number. If the number is not eight digits, leading zeros are printed.
49-60	Num	Taxable amount. In New Taiwan Dollar (NTD), not including VAT amount.
61	Num/ Char	Government tax type: <ul style="list-style-type: none"> ■ 1 - Taxable ■ 2 - Zero-Rate ■ 3 - Exempt ■ D - Void, Unused
62-71	Num	Tax amount in NTD.
72	Num	Deductible Type: <ul style="list-style-type: none"> ■ 1 - Recoverable Purchase or Expense ■ 2 - Recoverable Fixed Assets ■ <Space> - Not Deductible
73-78	Char	Blank spaces.
79-84	Char	Summarize code. Blank spaces are always printed to signify <i>Single Complete Invoice</i> .
85	Char	Wine/Cigarette: <ul style="list-style-type: none"> ■ B - Yes (zero-rate tax applied) ■ <Space> - No

Glossary

Advance Days

Advance days are used to designate a range in which you can enter transactions. Advance days are additional days after the current date. You can enter a transaction with a transaction date that is between the current date and the last advance day.

Cash Register Receipt

Cash Register Receipt is a Taiwanese invoice type for receipts that are printed from cash registers located in stores.

Deductible Type

The deductible type identifies how a transaction is tax deductible, whether deductible purchases and expenses or deductible fixed assets are involved, or if nothing is deductible.

Duplicate Invoice

Duplicate Invoice is a Taiwanese invoice type for invoices that are issued to individuals. Two copies are needed for tracking and auditing purposes.

Export Certificate

Export certificates are documents that contain information for export transactions. Each certificate includes the export certificate document type, export certificate number, export method, export type, and export date.

Export Certificate Document Type

The export certificate document type identifies the type of document that an export certificate is:

- Export Report
- Invoice
- Others
- Post
- Sample Out

Export Method

The export methods in Taiwan are direct or triangle. The direct method involves a supplier and a customer, while the triangle method involves a third party.

Export Type

The export types in Taiwan identify the type of export transaction:

- Duty Free
- Export Shipment
- Foreign Service
- Goods in Bond
- International Transportation

Form 401

Form 401 is a statutory form that you fill out for tax reporting. Form 401 reports sales and purchase amounts for each Government Uniform Invoice as well as the net tax that you need to pay.

Government Tax Type

The government tax type is the tax category used in Taiwan, where transactions are categorized as exempt, taxable, or zero rate. The government tax type, also known as the EDI code, is used when you file tax reports to the government in a Government Uniform Invoice EDI file.

Government Uniform Invoice (GUI)

Government Uniform Invoice is the process in which your tax authority issues Government Uniform Invoice numbers to track your revenue. You assign the numbers to your invoices, and an invoice with a Government Uniform Invoice number is a Government Uniform Invoice. The Government Uniform Invoice is the only official document that the Taiwan Tax Bureau recognizes as the receipt/invoice for each sales transaction and uses to levy and collect sales taxes.

Government Uniform Invoice Book

A Government Uniform Invoice book is a range of Government Uniform Invoice numbers that your tax authorities usually issue for a two-month period. The Government Uniform Invoice book is the transaction source in Oracle Receivables for Taiwan.

Government Uniform Invoice Number

Government Uniform Invoice numbers are issued by your tax authority to you in a range called a Government Uniform Invoice book. You assign the Government Uniform Invoice numbers to your invoices so that the invoices are official Government Uniform Invoices that you can report to your tax authorities.

Government Uniform Invoice Type

Government Uniform Invoice types categorize all revenue and expense-related transactions in Taiwan.

The types for your expense transactions are:

- 21 - Purchase Triplicate and Computer Generated Uniform Invoice
- 22 - Other Receipts with Purchase Tax Stated
- 23 - Triplicate Purchase Return or Discount Document
- 24 - Duplicate Purchase Return or Discount Document
- 25 - Triplicate Purchase Cashier Generated Uniform Invoice
- 26 - Deduction of Purchase Triplicate and Computer Generated GUI
- 27 - Other Receipts with Tax Stated with VAT Amount

The types for your revenue transactions are:

- 31 - Sales Triplicate and Computer Generated Uniform Invoice
- 32 - Sales Duplicate and Duplicate Cashier Generated
- 33 - Triplicate Sales Return or Discount Document
- 34 - Duplicate Sales Return or Discount Document
- 35 - Triplicate Sales Cashier Generated Uniform Invoice
- 36 - Deduction of Sales Triplicate and Computer Generated GUI
- 37 - Other Receipts with Sales Tax Stated with Summarized VAT

Invoice Word

The invoice word is the two character prefix of Government Uniform Invoice numbers.

Last Issued Date

The last issued date is the date that a Government Uniform Invoice number from your Government Uniform Invoice book was last assigned to an invoice. When you complete a transaction and assign a Government Uniform Invoice number to it, making the invoice a Government Uniform Invoice, the current date is the last issued date.

New Taiwan Dollar (NTD)

New Taiwan Dollar is the Taiwanese currency. All Taiwanese tax reports display amounts only in NTD.

Print Date

The print date is the last date that the Taiwanese Payables Sales/Purchase Return and Discount certificate is successfully printed.

Reference Transaction Source

The reference transaction source is an imported transaction source that a manual transaction source references. The manual transaction source, or Government Uniform Invoice book, would share transaction numbering with the referenced Government Uniform Invoice book. For example, three Government Uniform Invoice numbers are already assigned using the imported transaction source. If you use the manual transaction source to complete an invoice, that invoice would receive the fourth Government Uniform Invoice number from the reference transaction source.

Taiwanese EDI Government Uniform Invoice File

The Taiwanese EDI Government Uniform Invoice file is an electronic file that you submit to your tax authority. The file includes information on Government Uniform Invoices.

Taiwanese Official Year

Taiwanese official year is the official calendar year format that the government recognizes. All regulatory invoices and reports should display years in Taiwanese official year. The Taiwanese official year is the standard year minus 1911. For example, 89 is the Taiwanese official year for 2000 AD.

Taxable Person

The taxable person is the owner of your company. The Taiwanese tax authorities require you to report this information.

Triplicate Invoice

Triplicate Invoice is a Taiwanese invoice type for invoices that are issued to business entities. Three copies are needed for tracking and auditing purposes.

Wine/Cigarette

Wine/Cigarette refers to the information that you report indicating if alcoholic beverages or tobacco products are involved in your transactions. Sales/purchases of such items are reported to the Taiwanese tax authorities for exemption in the Government Uniform Invoice EDI file.

Index

A

Advance days
 definition, Glossary-1
AP_INVOICES_INTERFACE table
 column listings, 2-12
 Taiwanese columns, 2-14
AutoInvoice Exception report, 3-20
AutoInvoice Execution report, 3-20
AutoInvoice Validation report, 3-20

C

Cash Register Receipt
 definition, Glossary-1
 description, 3-2
Companies
 entering tax information, 1-3
 overview, 1-2
Credit Card Invoice Interface Summary
 loading Payables Open Interface tables, 2-11
Credit memos
 discounts and returns, 3-4
 Taiwanese EDI Government Uniform Invoice
 file, 4-2
 Taiwanese Payables Sales/Purchase Return and
 Discount Certificate, 2-21
 Taiwanese Purchase Return and Discount
 report, 2-26
 Taiwanese Sales Return and Discount
 report, 3-34
Customers
 entering tax information, 1-5
Customers window

entering tax registration numbers, 1-5
entering taxpayer ID numbers, 1-5

D

Debit memos
 discounts and returns, 3-4
 Taiwanese Payables Sales/Purchase Return and
 Discount Certificate, 2-21
 Taiwanese Purchase Return and Discount
 report, 2-26
Deductible types
 definition, Glossary-1
Discounts
 overview, 3-4
 reviewing information of, 2-26, 3-34
 Taiwanese EDI Government Uniform Invoice
 file, 4-2
Duplicate Invoice
 definition, Glossary-1
 description, 3-2

E

EDI
 Invoice Gateway, 2-10
 Taiwanese EDI Government Uniform
 Invoice, 4-2
Electronic Data Interchange (EDI)
 see EDI
Electronic file contents
 Taiwanese EDI Government Uniform
 Invoice, B-2
Export certificate document types

- definition, Glossary-2
- Export certificates
 - attaching information to Government Uniform Invoices, 3-14
 - definition, Glossary-1
 - entering export information, 3-15
 - Taiwanese Receivables Zero-Rate Tax report, 3-29
- Export methods
 - definition, Glossary-2
- Export types
 - definition, Glossary-2

F

- Form 401
 - definition, Glossary-2
 - printing information required for reporting, 4-4

G

- Globalization flexfields
 - Invoice Gateway window, 2-8, 2-16
 - Invoices window, 2-5, 2-21
 - setup, A-2
 - Suppliers window, 2-3
 - Tax Codes and Rates window, 3-13, 4-2
 - Tax Codes window, 2-4
 - Transaction Sources window, 3-14
 - Transaction Types window, 3-7
 - Transactions window, 3-14, 3-15, 3-18
 - using, A-2
- Government tax types
 - assigning to tax codes for Payables, 2-4
 - assigning to tax codes for Receivables, 3-13
 - definition, Glossary-2
 - description, 2-4, 3-13
 - Taiwanese EDI Government Uniform Invoice, 4-2
 - Taiwanese Receivables Zero-Rate Tax report, 3-29
- Government Uniform Invoice
 - definition, Glossary-3
 - discounts and returns, 3-4
 - example of generation, 3-18

- generating, 3-15
- generation issues, 3-14
- overview, 3-2
- overview of generation, 3-14
- reviewing transaction information, 3-25
- setting up for Oracle Payables, 2-2
- setting up for Oracle Receivables, 3-6
- Taiwanese EDI Government Uniform Invoice file, 4-2
- Taiwanese Receivables Government Uniform Invoice report, 3-25
- voiding, 3-19
- Government Uniform Invoice books
 - associating with transaction types, 3-12
 - defining as transaction sources, 3-9
 - definition, Glossary-3
- Government Uniform Invoice numbers
 - assigning to imported transactions, 3-20
 - assigning to invoices, 3-14
 - definition, Glossary-3
 - Government Uniform Invoice books, 3-9
 - overview, 3-2
 - setting up automatic numbering, 3-9
 - storing from supplier invoices, 2-5
 - unused and voided, 3-3, 3-19
- Government Uniform Invoice types
 - defining default for suppliers, 2-3
 - defining default for transaction types, 3-7
 - definition, Glossary-3
 - description, 2-3, 3-7
 - linking to transaction sources, 3-7
 - list of, Glossary-3
- GUI
 - See Government Uniform Invoice

I

- Income
 - reporting, 3-5
- Interest income
 - reporting, 3-5
- Invoice distributions
 - AP_INVOICE_LINES_INTERFACE table, 2-11
- Invoice Gateway
 - compared to Invoice Workbench, 2-7

- entering country-specific information, 2-8
- globalization flexfield and AP_INVOICES_INTERFACE columns, 2-16
- overview, 2-7
- Payables Open Interface tables, 2-10
- populating the Open Interface tables, 2-16
- Invoice Gateway folder forms
 - customizing for globalization flexfields, 2-8
- Invoice Gateway window
 - entering country-specific information, 2-8
 - loading Payables Open Interface tables, 2-11
 - overview, 2-7
 - populating the Open Interface tables, 2-16
- Invoice types
 - Cash Register Receipt, 3-2
 - Duplicate Invoice, 3-2
 - Triplicate Invoice, 3-2
- Invoice word
 - definition, Glossary-4
 - description as prefix, 3-2
- Invoices
 - as Government Uniform Invoices, 3-3
 - creating with distributions and scheduled payments, 2-7
 - default Government Uniform Invoice types, 2-3
 - entering, 2-5
 - generating Government Uniform Invoices, 3-14
 - Invoice Gateway, 2-7
 - Payables Open Interface tables, 2-10
 - purging records from Open Interface tables, 2-7
 - querying rejected records, 2-7
 - types, 3-2
 - zero-amount, 3-3, 3-19
- Invoices window
 - entering additional invoice information, 2-5
 - storing Government Uniform Invoice numbers, 2-5
 - updating print date, 2-21

K

- Kaohsiung
 - tax jurisdiction, 1-2, 3-2

L

- Last issued date
 - definition, Glossary-4
- Location window
 - entering company tax information, 1-3

M

- Miscellaneous receipts
 - reporting income, 3-5
- Multiple organizations
 - taxpayer ID and tax registration numbers, 1-2

N

- New Taiwan Dollar (NTD)
 - definition, Glossary-4
- NTD
 - See* New Taiwan Dollar

O

- Oracle e-Commerce Gateway
 - loading Payables Open Interface tables, 2-11
- Oracle Payables
 - features, 2-1
 - globalization flexfields, A-2
- Oracle Receivables
 - features, 3-1
 - globalization flexfields, A-2
- Oracle SQL*Loader
 - loading Payables Open Interface tables, 2-11
- Organization window
 - entering company tax information, 1-3

P

- Payables Open Interface Import program
 - description, 2-7
 - overview, 2-10
- Payables Open Interface program
 - creating invoices with distributions and scheduled payments, 2-11
- Payables Open Interface tables
 - AP_INVOICES_INTERFACE, 2-12

- overview, 2-10
- storing invoice header and line information, 2-7
- Print dates
 - definition, Glossary-4
- Programs
 - Taiwanese AutoInvoice Import Program, 3-20
 - Taiwanese AutoInvoice Master Program, 3-20
- Purchases
 - listing for Form 401, 4-4
 - reviewing information of, 2-26

R

- Reference transaction sources
 - definition, Glossary-4
- Reports
 - cross-product reports, 4-1
 - Taiwanese EDI Government Uniform Invoice, 4-2
 - Taiwanese Input VAT report, 2-17
 - Taiwanese Output VAT report, 3-21
 - Taiwanese Payables Sales/Purchase Return and Discount Certificate, 2-21
 - Taiwanese Pro Forma 401 report, 4-4
 - Taiwanese Purchase Return and Discount report, 2-26
 - Taiwanese Receivables Government Uniform Invoice report, 3-25
 - Taiwanese Receivables Zero-Rate Tax report, 3-29
 - Taiwanese Sales Return and Discount report, 3-34
- Returns
 - overview, 3-4
 - reviewing, 3-34
 - Taiwanese EDI Government Uniform Invoice file, 4-2
- Revenue
 - reporting, 3-2

S

- Sales
 - listing for Form 401, 4-4
- Source and Type Relationships window

- associating transaction types with transaction sources, 3-12
- Standard Request Submission windows
 - Taiwanese AutoInvoice Import Program, 3-20
 - Taiwanese AutoInvoice Master Program, 3-20
 - Taiwanese EDI Government Uniform Invoice, 4-2
 - Taiwanese Input VAT report, 2-17
 - Taiwanese Output VAT report, 3-22
 - Taiwanese Payables Sales/Purchase Return and Discount Certificate, 2-22
 - Taiwanese Pro Forma 401 report, 4-5
 - Taiwanese Purchase Return and Discount report, 2-27
 - Taiwanese Receivables Government Uniform Invoice report, 3-25
 - Taiwanese Receivables Zero-Rate Tax report, 3-29
 - Taiwanese Sales Return and Discount report, 3-35
- Stock dividends
 - reporting income, 3-5
- Suppliers
 - entering tax information, 1-5
 - notifying of sales returns and discount, 2-21
- Suppliers window
 - defining default Government Uniform Invoice types, 2-3
 - entering tax registration numbers, 1-5
 - entering taxpayer ID numbers, 1-5

T

- Taipei
 - tax jurisdiction, 1-2, 3-2
- Taiwanese AutoInvoice Import Program
 - overview, 3-20
 - relationship to Oracle Receivables program, 3-20
- Taiwanese AutoInvoice Master Program
 - overview, 3-20
 - relationship to Oracle Receivables program, 3-20
- Taiwanese EDI Government Uniform Invoice
 - electronic file contents, B-2

- overview, 4-2
 - report parameters, 4-3
- Taiwanese EDI Government Uniform Invoice file
 - definition, Glossary-5
 - generating, 4-2
 - government tax types, 2-4, 3-13
 - Taiwanese EDI Government Uniform Invoice, 4-2
- Taiwanese Input VAT report
 - column headings, 2-20
 - overview, 2-17
 - report headings, 2-19
 - report parameters, 2-18
 - row headings, 2-20
- Taiwanese official year
 - definition, Glossary-5
- Taiwanese Output VAT report
 - column headings, 3-24
 - overview, 3-21
 - report headings, 3-23
 - report parameters, 3-22
 - row headings, 3-24
- Taiwanese Payables Sales/Purchase Return and Discount Certificate
 - column headings, 2-25
 - overview, 2-21
 - report headings, 2-24
 - report parameters, 2-22
 - row headings, 2-25
- Taiwanese Pro Forma 401 report
 - column headings, 4-6
 - overview, 4-4
 - report headings, 4-5
 - report parameters, 4-5
 - row headings, 4-7
- Taiwanese Purchase Return and Discount report
 - column headings, 2-29
 - overview, 2-26
 - report headings, 2-28
 - report parameters, 2-27
 - row headings, 2-29
- Taiwanese Receivables Government Uniform Invoice report
 - column headings, 3-28
 - overview, 3-25
 - report headings, 3-27
 - report parameters, 3-26
 - row headings, 3-28
- Taiwanese Receivables Zero-Rate Tax report
 - column headings, 3-32
 - overview, 3-29
 - report headings, 3-31
 - report parameters, 3-30
 - row headings, 3-33
- Taiwanese Sales Return and Discount report
 - column headings, 3-38
 - overview, 3-34
 - report headings, 3-37
 - report parameters, 3-35
 - row headings, 3-38
- Tax
 - entering company tax information, 1-3
 - entering supplier and customer information, 1-5
 - overview, 1-2
 - regions of jurisdiction, 3-2
- Tax categories
 - government tax types, 2-4, 3-13
- Tax codes
 - assigning government tax types to, 2-4, 3-13
- Tax Codes and Rates window
 - assigning government tax types, 3-13
 - Taiwanese EDI Government Uniform Invoice, 4-2
- Tax Codes window
 - assigning government tax types, 2-4
- Tax registration numbers
 - entering suppliers and customers, 1-5
 - overview, 1-2
 - validation, 1-5
- Taxable person
 - definition, Glossary-5
- Taxpayer ID
 - entering suppliers and customers, 1-5
 - overview, 1-2
 - validation, 1-5
- Transaction numbers
 - example of Government Uniform Invoice generation, 3-18
 - setting up for automatic numbering, 3-9
- Transaction sources

- associating with transaction types, 3-12
- defining as Government Uniform Invoice books, 3-9
- linking with Government Uniform Invoice types, 3-7
- Transaction Sources window
 - defining Government Uniform Invoice books, 3-9
 - example of Government Uniform Invoice generation, 3-18
 - issues in Government Uniform Invoice generation, 3-14
 - setting up Government Uniform Invoice numbering, 3-9
- Transaction types
 - associating with transaction sources, 3-12
 - defining Government Uniform Invoice types for, 3-7
 - void status, 3-19
- Transaction Types window
 - defining default Government Uniform Invoice types, 3-7
 - voiding transactions, 3-19
- Transactions
 - entering, 3-15
 - importing and assigning Government Uniform Invoice numbers, 3-20
 - reviewing zero-rate tax, 3-29
 - voiding, 3-19
- Transactions window
 - attaching export certificate information, 3-14
 - entering transactions and generating Government Uniform Invoices, 3-15
 - example of Government Uniform Invoice generation, 3-18
 - storing Government Uniform Invoice numbers, 3-14
 - storing original transaction numbers, 3-14
 - voiding transactions, 3-19
- Triplicate Invoice
 - definition, Glossary-5
 - description, 3-2

V

VAT

- jurisdiction, 1-2
- reviewing purchase and expense tax information, 2-17
- reviewing sales tax information, 3-21

W

Windows

- Customers window, 1-5
- Invoice Gateway window, 2-7, 2-8, 2-11, 2-16
- Invoices window, 2-5, 2-21
- Location window, 1-3
- Organization window, 1-3
- Source and Type Relationships window, 3-12
- Standard Request Submission windows, 2-17, 2-22, 2-27, 3-20, 3-22, 3-25, 3-29, 3-35, 4-2, 4-5
- Suppliers window, 1-5, 2-3
- Tax Codes and Rates window, 3-13, 4-2
- Tax Codes window, 2-4
- Transaction Sources window, 3-9, 3-14, 3-18
- Transaction Types window, 3-7, 3-19
- Transactions window, 3-14, 3-15, 3-18, 3-19

Wine/Cigarette

- definition, Glossary-5

Workflow programs

- customizing, 2-7

Z

Zero-rate tax

- attaching export certificate information, 3-14
- reviewing transactions with, 3-29
- Taiwanese Receivables Zero-Rate Tax report, 3-29