

Oracle® Financials

Country-Specific Installation Supplement

Release 11*i*

Part No. A81233-03

May 2003

Oracle Financials Country-Specific Installation Supplement, Release 11i

Part No. A81233-03

Copyright © 1998, 2003 Oracle Corporation. All rights reserved.

Contributors: Ana Bebbler, Craig Borchardt, Jill Burton, Satyadeep Chandrashekar, Adam Cockburn, Desh Deepak, Alex Fiteni, Joe Gum, Andrew Hardie, Joanne Hay, Clara Jaeckel, Deepak Khanna, Lee Konstantinou, Pascal Labrevois, Jason Liu, Ahmed Mohiuddin, Essan Ni, Kristin Penaskovic, Zoë Read, Roberto Silva, Paul Snelling, Harshavardhan Takle, Santosh Vaze

The Programs (which include both the software and documentation) contain proprietary information of Oracle Corporation; they are provided under a license agreement containing restrictions on use and disclosure and are also protected by copyright, patent and other intellectual and industrial property laws. Reverse engineering, disassembly or decompilation of the Programs, except to the extent required to obtain interoperability with other independently created software or as specified by law, is prohibited.

The information contained in this document is subject to change without notice. If you find any problems in the documentation, please report them to us in writing. Oracle Corporation does not warrant that this document is error-free. Except as may be expressly permitted in your license agreement for these Programs, no part of these Programs may be reproduced or transmitted in any form or by any means, electronic or mechanical, for any purpose, without the express written permission of Oracle Corporation.

If the Programs are delivered to the U.S. Government or anyone licensing or using the programs on behalf of the U.S. Government, the following notice is applicable:

Restricted Rights Notice Programs delivered subject to the DOD FAR Supplement are "commercial computer software" and use, duplication, and disclosure of the Programs, including documentation, shall be subject to the licensing restrictions set forth in the applicable Oracle license agreement. Otherwise, Programs delivered subject to the Federal Acquisition Regulations are "restricted computer software" and use, duplication, and disclosure of the Programs shall be subject to the restrictions in FAR 52.227-19, Commercial Computer Software - Restricted Rights (June, 1987). Oracle Corporation, 500 Oracle Parkway, Redwood City, CA 94065.

The Programs are not intended for use in any nuclear, aviation, mass transit, medical, or other inherently dangerous applications. It shall be the licensee's responsibility to take all appropriate fail-safe, backup, redundancy, and other measures to ensure the safe use of such applications if the Programs are used for such purposes, and Oracle Corporation disclaims liability for any damages caused by such use of the Programs.

Oracle is a registered trademark, and Oracle8i, Oracle9i, Oracle*MetaLink*, Oracle Store, PL/SQL, Pro*C, SQL*Net, and SQL*Plus, are trademarks or registered trademarks of Oracle Corporation. Other names may be trademarks of their respective owners.

Contents

Send Us Your Comments	ix
Preface	xi
About this Country-Specific User Guide	xii
Audience for this Guide.....	xiv
Other Information Sources	xv
Installation and System Administration	xx
Training and Support.....	xxii
Do Not Use Database Tools to Modify Oracle Applications Data	xxiii
About Oracle	xxiv
Thank You.....	xxv
1 Setting Up Globalization Flexfields for Custom Responsibilities	
Setting up Globalization Flexfields	1-2
Creating New Menus	1-3
Creating New Responsibilities	1-4
Setting Profile Options.....	1-5
Using Globalization Flexfields.....	1-7
Windows that Use Globalization Flexfields	1-8
Setting Your VAT Member State.....	1-11
2 Oracle Financials for Asia/Pacific Post-Install Steps	
Asia/Pacific Post-Install Steps	2-2
Attach Core Financials Menus to Localization Menus	2-3

Attach New Responsibilities to Users.....	2-6
---	-----

3 Australian Post-Install Steps

Australian Post-Install Steps	3-2
Create Lookups for Automatic Withholding Tax Certificate Types	3-3
Create Lookup Values for Retirement Type	3-4
Create a Price Index for Capital Gains Tax	3-5
Capital Gains Tax Index Values	3-6
Create Lookup Values for Property Type	3-9
Enable Balancing Charges	3-10

4 Oracle Financials for Latin America Post-Install Steps

Latin American Post-Install Steps	4-2
Attach Core Financials Menus to Localization Menus.....	4-3
Attach New Responsibilities to Users.....	4-6
Enable the Invoice Distribution Withholdings Window	4-7

5 Oracle Financials for Europe Post-Install Steps

European Post-Install Steps	5-2
Attach Core Financials Menus to Localization Menus.....	5-3
Attach New Responsibilities to Users.....	5-7
Add the Contra Charging Menu and Request Group to Your Responsibility	5-8
Add the RECONCILIATION FLAG Segment Qualifier to the Accounting Flexfield	5-9
Create Historical Subledger Balances	5-10
Add New Context to the Oracle Receivables Invoice and Line Transaction Flexfields...	5-12
Create New Index for Interest Invoice Functionality	5-13
Enable SWIFT Code Field on Enter Banks Window	5-14

6 Belgian Post-Install Steps

Belgian Post-Install Steps.....	6-2
Creating Belgian reporting calendars	6-3

7 Finnish Post-Install Steps

Finnish Post-Install Steps 7-2
 Create a New Build Payments Concurrent Program 7-3
 Modify the Finnish Payment Build Set 7-7

8 German Post-Install Steps

German Post-Install Steps 8-2
 Enabling the Tax Code Field in the Receipts Window 8-3
 Setup the German Direct Debit EFT 8-4

9 Italian Post-Install Steps

Italian Post-Install Steps 9-2
 Creating Inventory Tax Types for Oracle Financials for Italy 9-3

10 Norwegian Post-Install Steps

Norwegian Post-Install Steps 10-2
 Defining your Tax Segment Value Lookups for Investment Tax 10-3

11 Oracle Financials Common Country Features Post-Install Steps

Oracle Financials Common Country Features Post-Install Steps 11-2
 Insert Record into RA_SITE_USES Table 11-3

12 Global Accounting Engine Post-Install Steps

Global Accounting Engine Post-Install Steps 12-2

A Oracle Financials for Asia/Pacific Request Groups

Request Groups A-2
 Report Security Groups for Australia A-3
 Report Security Groups for Canada A-4
 Report Security Groups for Korea A-5
 Report Security Groups for Singapore A-6
 Report Security Groups for Taiwan A-7

Report Security Groups for Thailand	A-8
---	-----

B Oracle Financials for Latin America Request Groups

Request Groups	B-2
Report Security Groups for Argentina	B-3
Report Security Groups for Brazil	B-5
Report Security Groups for Chile	B-7
Report Security Groups for Colombia	B-8
Report Security Groups for Mexico	B-10

C Oracle Financials for Europe Request Groups

Request Groups	C-2
Report Security Groups for Austria	C-3
Report Security Groups for Belgium	C-5
Report Security Groups for the Czech Republic	C-8
Report Security Groups for Denmark	C-10
Report Security Groups for Finland	C-12
Report Security Groups for France	C-14
Report Security Groups for Germany	C-16
Report Security Groups for Greece	C-19
Report Security Groups for Hungary	C-21
Report Security Groups for Italy	C-23
Report Security Groups for the Netherlands	C-25
Report Security Groups for Norway	C-27
Report Security Groups for Poland	C-29
Report Security Groups for Portugal	C-31
Report Security Groups for Spain	C-34
Report Security Groups for Sweden	C-37
Report Security Groups for Switzerland	C-39
Report Security Groups for Turkey	C-42

D Oracle Financials Common Country Features Request Groups

Request Groups	D-2
Report Security Groups for Oracle Financials Common Country Features	D-3

E Japan Request Groups

Request Groups..... E-2
Report Security Groups for Japan E-3

F Global Financials Products

Global Financials Products F-2

Index

Send Us Your Comments

Oracle Financials Country-Specific Installation Supplement, Release 11i

Part No. A81233-03

Oracle Corporation welcomes your comments and suggestions on the quality and usefulness of this user guide. Your input is an important part of the information used for revision.

- Did you find any errors?
- Is the information clearly presented?
- Do you need more information? If so, where?
- Are the examples correct? Do you need more examples?
- What features did you like most?

If you find any errors or have any other suggestions for improvement, please indicate the document title and part number, and the chapter, section, and page number (if available). You can send comments to us in the following ways:

- Electronic mail: globedoc_us@oracle.com
- Postal service:
Oracle Corporation
Oracle Applications Global Financials Documentation
500 Oracle Parkway
Redwood Shores, CA 94065
USA

If you would like a reply, please give your name, address, telephone number, and (optionally) electronic mail address.

If you have problems with the software, please contact your local Oracle Support Services.

Preface

Welcome to Release 11*i* of the *Oracle Financials Country-Specific Installation Supplement*.

This user guide includes information to help you effectively work with Oracle Global Financials and contains detailed information about the following:

- Overview and reference information
- General country information, such as responsibilities and report security groups, as well as any post-install steps required by countries or the Global Accounting Engine

This preface explains how this user guide is organized and introduces other sources of information that can help you use Oracle Global Financials.

About this Country-Specific User Guide

This user guide documents country-specific functionality developed for use within your country and supplements our core Financials user guides. This user guide also includes tips about using core functionality to meet your country's legal and business requirements, as well as task and reference information. The following chapters are included:

- Chapter 1 describes the steps that you must follow when you create custom responsibilities and menus that provide access to globalization flexfield functionality.
- Chapter 2 describes the steps that you must follow to install Oracle Financials for Asia/Pacific.
- Chapter 3 describes the steps that you must follow to install Oracle Financials for Australia.
- Chapter 4 describes the steps that you must follow to install Oracle Financials for Latin America.
- Chapter 5 describes the steps that you must follow to install Oracle Financials for Europe.
- Chapter 6 describes the steps that you must follow to install Oracle Financials for Belgium.
- Chapter 7 describes the steps that you must follow to install Oracle Financials for Finland.
- Chapter 8 describes the steps that you must follow to install Oracle Financials for Germany.
- Chapter 9 describes the steps that you must follow to install Oracle Financials for Italy.
- Chapter 10 describes the steps that you must follow to install Oracle Financials for Norway.
- Chapter 11 describes the steps that you must follow to install Oracle Financials Common Country Features.
- Chapter 12 describes the steps that you must follow to install the Oracle Applications Global Accounting Engine.
- Appendix A describes the request groups for Oracle Financials for Asia/Pacific.

- Appendix B describes the request groups for Oracle Financials for Latin America.
- Appendix C describes the request groups for Oracle Financials for Europe.
- Appendix D describes the request groups for Oracle Financials Common Country Features.
- Appendix E describes the request groups for Oracle Financials users in Japan.
- Appendix F describes which Global Financials products each country belongs to.

Audience for this Guide

This guide assumes you have a working knowledge of the following:

- The principles and customary practices of your business area.
- The Oracle Applications graphical user interface.

To learn more about the Oracle Applications graphical user interface, read the *Oracle Applications User Guide*.

See Other Information Sources for more information about Oracle Applications product information.

Documentation Accessibility

Our goal is to make Oracle products, services, and supporting documentation accessible, with good usability, to the disabled community. To that end, our documentation includes features that make information available to users of assistive technology. This documentation is available in HTML format, and contains markup to facilitate access by the disabled community. Standards will continue to evolve over time, and Oracle Corporation is actively engaged with other market-leading technology vendors to address technical obstacles so that our documentation can be accessible to all of our customers. For additional information, visit the Oracle Accessibility Program Web site at <http://www.oracle.com/accessibility/>.

Accessibility of Code Examples in Documentation

JAWS, a Windows screen reader, may not always correctly read the code examples in this document. The conventions for writing code require that closing braces should appear on an otherwise empty line; however, JAWS may not always read a line of text that consists solely of a bracket or brace.

Other Information Sources

You can choose from other sources of information, including online documentation, training, and support services, to increase your knowledge and understanding of Oracle Global Financials.

If this user guide refers you to other Oracle Applications documentation, use only the Release 11*i* versions of those guides unless we specify otherwise.

Online Documentation

All Oracle Applications documentation is available online (HTML and PDF). The technical reference guides are available in paper format only. Note that the HTML documentation is translated into over twenty languages.

The HTML version of this guide is optimized for onscreen reading, and you can use it to follow hypertext links for easy access to other HTML guides in the library. When you have an HTML window open, you can use the features on the left side of the window to navigate freely throughout all Oracle Applications documentation.

- You can use the Search feature to search by words or phrases.
- You can use the expandable menu to search for topics in the menu structure we provide. The Library option on the menu expands to show all Oracle Applications HTML documentation.

You can view HTML help in the following ways:

- From an application window, use the help icon or the help menu to open a new Web browser and display help about that window.
- Use the documentation CD.
- Use a URL provided by your system administrator.

Your HTML help may contain information that was not available when this guide was printed.

Related User Guides

This user guide documents country-specific functionality developed in addition to our Oracle Financials core products. Because our country-specific functionality is used in association with our core Financials products and shares functional and setup information with other Oracle Applications, you should consult other related user guides when you set up and use Oracle Global Financials.

You can read the guides online by choosing Library from the expandable menu on your HTML help window, by reading from the Oracle Applications Document

Library CD included in your media pack, or by using a Web browser with a URL that your system administrator provides.

If you require printed guides, you can purchase them from the Oracle store at <http://oraclestore.oracle.com>.

Oracle Applications User Guide

This guide explains how to navigate the system, enter data, and query information, and introduces other basic features of the GUI available with this release of Oracle Global Financials (and any other Oracle Applications product).

You can also access this user guide online by choosing "Getting Started and Using Oracle Applications" from the Oracle Applications help system.

Oracle Financials Common Country Features User Guide

This manual describes functionality developed to meet specific legal and business requirements that are common to several countries in a given region. Consult this user guide along with your country-specific user guide and your financial product's manual to effectively use Oracle Financials in your country.

Oracle Financials Country-Specific User Guides

These manuals document functionality developed to meet legal and business requirements in countries that you do business in. Look for a user guide that is appropriate to your country; for example, see the Oracle Financials for the Czech Republic User Guide for more information about using this software in the Czech Republic.

Oracle Financials RXi Reports Administration Tool User Guide

Use the RXi reports administration tool to design the content and layout of RXi reports. RXi reports let you order, edit, and present report information to better meet your company's reporting needs.

Oracle General Ledger User Guide

Use this manual when you plan and define your chart of accounts, accounting period types and accounting calendar, functional currency, and set of books. It also describes how to define journal entry sources and categories so that you can create journal entries for your general ledger. If you use multiple currencies, use this manual when you define additional rate types and enter daily rates. This manual also includes complete information on implementing budgetary control.

Oracle Purchasing User Guide

Use this manual to read about entering and managing the purchase orders that you match to invoices.

Oracle Payables User Guide

This manual describes how accounts payable transactions are created and entered into Oracle Payables. This manual also contains detailed setup information for Oracle Payables. Use this manual to learn how to implement flexible address formats for different countries. You can use flexible address formats in the suppliers, customers, banks, invoices, and payments windows in both Oracle Payables and Oracle Receivables.

Oracle Receivables User Guide

Use this manual to learn how to implement flexible address formats for different countries. You can use flexible address formats in the suppliers, customers, banks, invoices, and payments windows in both Oracle Payables and Oracle Receivables. This manual also explains how to set up your system, create transactions, and run reports in Oracle Receivables.

Oracle Assets User Guide

Use this manual to add assets and cost adjustments directly into Oracle Assets from invoice information.

Oracle Projects User Guide

Use this manual to learn how to enter expense reports in Projects that you import into Payables to create invoices. You can also use this manual to see how to create Project information in Projects which you can then record for an invoice or invoice distribution.

Oracle Cash Management User Guide

This manual explains how you can reconcile your payments with your bank statements.

Using Oracle HRMS - The Fundamentals

This user guide explains how to setup and use enterprise modeling, organization management, and cost analysis. It also includes information about defining payrolls.

Oracle Workflow Guide

This manual explains how to define new workflow business processes as well as customize existing Oracle Applications-embedded workflow processes. You also use this guide to complete the setup steps necessary for any Oracle Applications product that includes workflow-enabled processes.

Oracle Financials Open Interfaces Guide

This guide contains a brief summary of each Oracle Financial Applications open interface.

Oracle Applications Character Mode to GUI Menu Path Changes

This is a quick reference guide for experienced Oracle Applications end users migrating from character mode to a graphical user interface (GUI). This guide lists each character mode form and describes which GUI windows or functions replace it.

Multiple Reporting Currencies in Oracle Applications

If you use Multiple Reporting Currencies feature to report and maintain accounting records in more than one currency, use this manual before implementing Oracle Global Financials. The manual details additional steps and setup considerations for implementing Oracle Global Financials with this feature.

Multiple Organizations in Oracle Applications

If you use the Oracle Applications Multiple Organization Support feature to use multiple sets of books for one Oracle Financials installation, use this guide to learn about setting up and using Oracle Financials with this feature.

There are special considerations for using Multiple Organizations in Europe with document sequences, legal entity reporting, and drill-down from General Ledger. Consult the Multiple Organizations in Oracle Applications guide for more information about using Multiple Organizations in Europe.

Oracle Applications Flexfields Guide

This guide provides flexfields planning, setup, and reference information for your implementation team, as well as for users responsible for the ongoing maintenance of Oracle Applications product data. This guide also provides information on creating custom reports on flexfields data.

Oracle Alert User Guide

Use this guide to define periodic and event alerts that monitor the status of your Oracle Applications data.

Oracle Applications Implementation Wizard User Guide

If you are implementing more than one Oracle product, you can use the Oracle Applications Implementation Wizard to coordinate your setup activities. This guide describes how to use the wizard.

Oracle Applications Developer's Guide

This guide contains the coding standards followed by Oracle Applications development. It describes the Oracle Application Object Library components needed to implement the Oracle Applications user interface described in the *Oracle Applications User Interface Standards*. It also provides information to help you build your custom Oracle Developer forms so that they integrate with Oracle Applications.

Oracle Applications User Interface Standards

This guide contains the user interface (UI) standards followed by Oracle Applications development. It describes the UI for the Oracle Applications products and how to apply this UI to the design of an application built by using Oracle Forms.

Installation and System Administration

Installing Oracle Applications

This guide provides instructions for managing the installation of Oracle Applications products. In Release 11*i*, much of the installation process is handled using Oracle One–Hour Install, which minimizes the time it takes to install Oracle Applications and the Oracle 8*i* Server technology stack by automating many of the required steps. This guide contains instructions for using Oracle One–Hour Install and lists the tasks you need to perform to finish your installation. You should use this guide in conjunction with individual product user guides and implementation guides.

Oracle Financials Country-Specific Installation Supplement

Use this manual to learn about general country information, such as responsibilities and report security groups, as well as any post-install steps required by some countries or the Global Accounting Engine.

Upgrading Oracle Applications

Refer to this guide if you are upgrading your Oracle Applications Release 10.7 or Release 11.0 products to Release 11*i*. This guide describes the upgrade process in general and lists database upgrade and product–specific upgrade tasks. You must be at either Release 10.7 (NCA, SmartClient, or character mode) or Release 11.0 to upgrade to Release 11*i*. You cannot upgrade to Release 11*i* directly from releases prior to 10.7.

Oracle Applications Product Update Notes

Use this guide as a reference if you are responsible for upgrading an installation of Oracle Applications. It provides a history of the changes to individual Oracle Applications products between Release 11.0 and Release 11*i*. It includes new features and enhancements and changes made to database objects, profile options, and seed data for this interval.

Oracle Applications System Administrator’s Guide

This guide provides planning and reference information for the Oracle Applications System Administrator. It contains information on how to define security, customize menus and online help, and manage processing.

Oracle Global Financial Applications Technical Reference Manual

The *Oracle Global Financial Applications Technical Reference Manual* contains database diagrams and a detailed description of regional and related applications database tables, forms, reports, and programs. This information helps you convert data from your existing applications, integrate Oracle Financials with non-Oracle applications, and write custom reports for Oracle Financials.

You can order a technical reference manual for any product you have licensed. Technical reference manuals are available in paper format only.

Training and Support

Training

We offer a complete set of training courses to help you and your staff master Oracle Applications. We can help you develop a training plan that provides thorough training for both your project team and your end users. We will work with you to organize courses appropriate to your job or area of responsibility.

Training professionals can show you how to plan your training throughout the implementation process so that the right amount of information is delivered to key people when they need it the most. You can attend courses at any one of our many Educational Centers, or you can arrange for our trainers to teach at your facility. We also offer Net classes, where training is delivered over the Internet, and many multimedia-based courses on CD. In addition, we can tailor standard courses or develop custom courses to meet your needs.

Support

From on-site support to central support, our team of experienced professionals provides the help and information you need to keep Oracle Global Financials working for you. This team includes your Technical Representative, Account Manager, and Oracle's large staff of consultants and support specialists with expertise in your business area, managing an Oracle server, and your hardware and software environment.

Do Not Use Database Tools to Modify Oracle Applications Data

We **STRONGLY RECOMMEND** that you never use SQL*Plus, Oracle Data Browser, database triggers, or any other tool to modify Oracle Applications tables, unless we tell you to do so in our guides.

Oracle provides powerful tools you can use to create, store, change, retrieve, and maintain information in an Oracle database. But if you use Oracle tools such as SQL*Plus to modify Oracle Applications data, you risk destroying the integrity of your data and you lose the ability to audit changes to your data.

Because Oracle Applications tables are interrelated, any change you make using an Oracle Applications form can update many tables at once. But when you modify Oracle Applications data using anything other than Oracle Applications forms, you might change a row in one table without making corresponding changes in related tables. If your tables get out of synchronization with each other, you risk retrieving erroneous information and you risk unpredictable results throughout Oracle Applications.

When you use Oracle Applications forms to modify your data, Oracle Applications automatically checks that your changes are valid. Oracle Applications also keeps track of who changes information. But, if you enter information into database tables using database tools, you may store invalid information. You also lose the ability to track who has changed your information because SQL*Plus and other database tools do not keep a record of changes.

About Oracle

Oracle Corporation develops and markets an integrated line of software products for database management, applications development, decision support and office automation, as well as Oracle Applications. Oracle Applications provides the E-business Suite, a fully integrated suite of more than 70 software modules for financial management, Internet procurement, business intelligence, supply chain management, manufacturing, project systems, human resources and sales and service management.

Oracle products are available for mainframes, minicomputers, personal computers, network computers, and personal digital assistants, enabling organizations to integrate different computers, different operating systems, different networks, and even different database management systems, into a single, unified computing and information resource.

Oracle is the world's leading supplier of software for information management, and the world's second largest software company. Oracle offers its database, tools, and application products, along with related consulting, education and support services, in over 145 countries around the world.

Thank You

Thank you for using Oracle Global Financials and this user guide.

We value your comments and feedback. Please use the Reader's Comment Form to explain what you like or dislike about Oracle Financials or this user guide. Mail your comments to the following address or call us directly at (650) 506-7000.

Oracle Applications Global Financials Documentation
Oracle Corporation
500 Oracle Parkway
Redwood Shores, CA 94065
USA

Or send electronic mail to globedoc_us@oracle.com.

Setting Up Globalization Flexfields for Custom Responsibilities

This chapter explains the steps that you must follow when you create custom responsibilities and menus that provide access to globalization flexfield functionality.

Setting up Globalization Flexfields

In Release 10.7 10SC Production 16, globalization flexfields were added into the setup and transaction windows of many Oracle Applications products. These new flexfields are used to enable country-specific and regional features that were built as a part of Oracle Applications' continuing effort to increase worldwide functional depth.

Adopt these examples as your standard when you create custom responsibilities and menus that provide access to globalization flexfield functionality.

This chapter shows examples of how to create custom menus and responsibilities when you use regional or country-specific features, and also demonstrates how to set the required profile variables at the responsibility level. The examples show the setup for a new Greek Receivables responsibility.

Creating New Menus

You must include the *JG Global Flexfield enabled flag* form function in your Oracle Financials for Europe menu hierarchy to enable globalization flexfield features.

This screenshot shows the top menu for a new Greek Receivables responsibility. You can add the *JG Global Flexfield enabled flag* form function, however, to any menu where you require globalization flexfields to be enabled.

Seq	Navigator Prompt	Submenu	Function	Description
1	Receivables Loc	JG_AR_NAVIGATE_GUI		Shared Receivables Localizations Me
2	Customer Turno		Customer Turnover Exc	Customer Turnover Data Exclusion R
4	Other	FND_OTHER 4.0		Other
10			JG Global Flexfield ena	
11	Standard	AR_NAVIGATE_GUI		

Note: You do not have to include the *JG Global Flexfield enabled flag* form function in the top menus for Oracle Financials for Latin America and Oracle Financials for Asia/Pacific, as the form function is already defined for those menus.

Creating New Responsibilities

For each custom responsibility that uses windows with country-specific or regional features, ensure that:

1. The application is set to your regional application.
2. The menu is created according to the example in the Creating New Menus section.

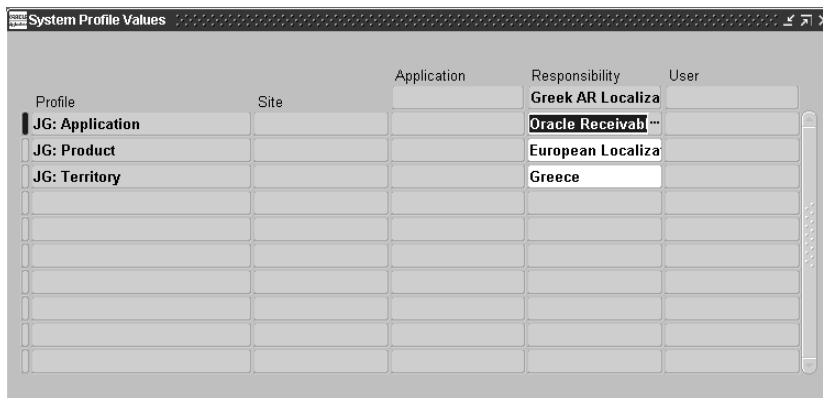
The screenshot shows the 'Responsibilities' configuration window with the following details:

- Responsibility Name:** Greek AR Localizations
- Application:** European Localizations
- Responsibility Key:** GREEK_AR_LOCALIZATIO-700221662
- Description:** Greek AR Localizations
- Effective Dates:** From 01/JAN/1901
- Available From:** Oracle Applications (selected)
- Data Group:** Name Standard, Application European Localizations
- Menu:** JE_GR_AR_NAVIGATE_GUI
- Request Group:** Name Greek AR Reports, Application European Localizations
- Menu Exclusions:**

Type	Name	Description
Function		

Setting Profile Options

For each custom responsibility that uses windows with country-specific or regional features, you must set three profile variables.



Profile	Site	Application	Responsibility	User
JG: Application			Greek AR Localiza	
JG: Product			Oracle Receivab...	
JG: Territory			European Localiza	
			Greece	

1. JG: Application

JG: Application is used to determine which Oracle Applications product the responsibility is associated with. The list of values for this profile consists of a complete list of Oracle Applications products.

In this example, the Greek AR Localization responsibility is associated with Oracle Receivables.

2. JG: Territory

JG: Territory is used to determine which country the responsibility is associated with. The list of values for this profile consists of a list of countries.

In this example, the Greek AR Localization responsibility is associated with Greece.

3. JG: Product

JG: Product is used to determine which Global Financials product the responsibility is associated with. The list of values for this profile consists of a list of Global Financials products.

If you are not sure which product your country belongs to, refer to Appendix F Global Financials Products on page F-2.

In this example, the Greek AR Localization responsibility is associated with European Localizations.

Using Globalization Flexfields

Oracle Global Financials use globalization flexfields to enter country-specific information into core windows.

To display globalization flexfields:

1. Select Show Field in the Folders menu.
2. Select “()” from the list of fields.

Oracle Financials displays the globalization flexfield window and adds the globalization flexfield column, labeled with “()”, to the core window.

Once the globalization flexfield column is added to the core window, you can access the globalization flexfield window at any time by clicking in the column.

Windows that Use Globalization Flexfields

This table lists the Oracle Applications windows that use globalization flexfields and the corresponding menus for which globalization flexfields must be enabled:

Window	Menu
Additions	FA_MASS_ADDITIONS
Applications	AR_RECEIPTS_GUI
Asset Categories	FA_SETUP_ASSETS
Assets - Books	FA_SETUP_ASSETS
Bank Accounts	AP_AXSUMBA_MENU
Banks	AP_AXSUMBA_MENU
Book Controls	FA_SETUP_ASSETS
Business Purpose Detail	AR_ARXCUDCI_MENU
Conditions	AR_SETUP_TAX_GUI
Conditions - Actions	AR_SETUP_TAX_GUI
Conditions - Lines	AR_SETUP_TAX_GUI
Currencies	AP_CURRENCIES_GUI
Customer Addresses	AR_ARXCUDCI_MENU
Customer Profile Classes	JG_INT_INV_GUI
Customer Profile Classes	AR_CUSTOMER_GUI
Customers - Standard	JG_INT_INV_GUI
Customers - Standard	AR_CUSTOMERS_GUI
Define Cutoff Rules	JE_GR_GL_NAVIGATE_GUI
Define Journal Allocations	JG_GL_NAVIGATE_GUI
Define Turnover Exclusion Rules	JE_GR_AP_NAVIGATE_GUI
Define Turnover Exclusion Rules	JE_GR_AR_NAVIGATE_GUI
Distributions	AP_APXINWKB_DISTS_MENU
EFT Contracts	JE_CZ_AP_NAVIGATE_GUI
Expense Report	AP_WEB_EXP_REP_NAVIGATE

Window	Menu
Freight Carriers	INV_INVSDOIO
Invoice Gateway	AP_APXINWKB_MENU
Invoices	AP_APXINWKB_MENU
Item Templates Summary	INV_SETUP_ITEMS
Journals	GL_SU_JOURNAL
Journals - More Details	GL_SU_JOURNAL
Lines	AR_ARXTWMAI_TRX_MENU
Location	INV_SETUP_ORGANISATIONS
Mass Additions	FA_MASS_ADDITIONS
Master Item	INV_INVIDITM
Organization Parameters	INV_INVSDOIO
Payables Options	AP_SETUP_GUI12
Payments	AP_APXPAWKB_CHECK_MENU
Payments	AP_APXPAWKB_BATCH_MENU
Purchase Orders	PO_POXPOEPO_FUNCTIONS
Purchasing Options	PO_SETUP_ORGANIZATIONS
Receipt Classes	AR_SETUP_RECEIPTS_GUI
Receipts	AR_ARXRWMAI_CASH_SUBMENU
Receipts	AR_ARXRWMAI_RECEIPTS_MENU
Receivables Activities	AR_ARXTWMAI_TRX_MENU
Reconciliation	JG_GL_NAVIGATE_GUI
Releases	PO_PURCHASE_ORDERS_GUI
Releases	PO_POXPOERL_FUNCTIONS
Reporting Entity	AR_SETUP_TAX_GUI12
Requisition - Items	PO_POXRQERQ_FUNCTIONS
Scheduled Payments	AP_APXPAWKB_BATCH_MENU
Scheduled Payments	AR_ARXTWMAI_TRX_MENU
Sets of Books	GL_SU_S_F_BOOK

Window	Menu
Shipments	PO_PURCHASE_ORDERS_GUI
Standard Memo Lines	AR_TRANSACTIONS_GUI
Supplier Sites	PO_SUPPLY_BASE_GUI
Suppliers	PO_SUPPLY_BASE_GUI
System Options	AR_SETUP_GUI
Tax Codes	AP_SETUP_TAX_NAME_GUI12
Tax Codes and Rates	AR_SETUP_TAX_GUI
Tax Groups	AR_SETUP_TAX_GUI
Tax Recovery Rules	AP_SETUP_TAX_NAME_GUI12
Transaction Sources	AR_RECEIPTS_GUI
Transaction Types	AR_SETUP_TRANSACTIONS_GUI
Transactions	AR_ARXTWMAI_TRX_MENU
WIP Accounting Classes	WIP_SETUP_10G

See also: *Oracle Global Financials Applications Technical Reference Manual*

Setting Your VAT Member State

This section lists the globalization flexfields that you enable by setting your VAT member state. Use the Member State field in the Tax tabbed region of the Financials Options window to enter your VAT member state.

- Globalization Flexfield Title
- Payment Format EFT Details
- Related Business Information
- Scheduled Payment EFT Details
- Source and Type Relationship Information
- Supplier Site EFT Details
- System Format

See also: *Defining Financials Options, Oracle Payables User's Guide*

Oracle Financials for Asia/Pacific Post-Install Steps

This chapter explains the steps that you must follow to install Oracle Financials for Asia/Pacific. You must complete these steps after AutoInstall has installed your localization.

Asia/Pacific Post-Install Steps

You must complete these post-install steps for all Oracle Financials for Asia/Pacific installations. The sections that follow elaborate on each general post-install step.

1. Attach core Financials menus to localization menus
2. Attach new responsibilities to users

Attach Core Financials Menus to Localization Menus

A responsibility and menu hierarchy were created for each country that has localization features; however, the menus for these responsibilities do not include any core Financials product menus. You must add core Financials product menus to the Oracle Financials for Asia/Pacific localization menus to use core functionality.

Use the Menus window to add core Financials product menus to the base menus for the responsibilities listed in this table:

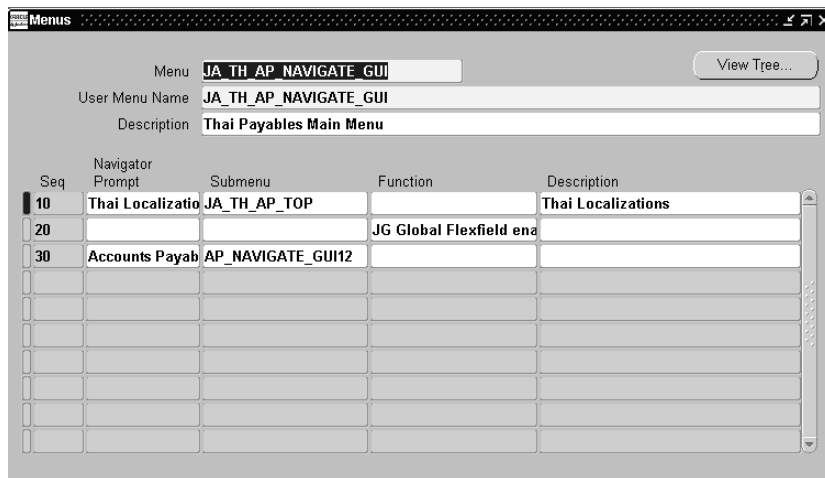
Localization Responsibility	Localization Base Menu
Australian Assets	JA_AU_FA_NAVIGATE_GUI
Australian Inventory	JA_AU_INV_NAVIGATE_GUI
Australian Payables	JA_ZZ_AP_NAVIGATE_GUI
Australian Purchasing	JA_AU_PO_NAVIGATE_GUI
Canadian Payables	JA_CA_AP_NAVIGATE_GUI
Canadian Purchasing	JA_CA_PO_NAVIGATE_GUI
Korean Assets	JA_KR_FA_NAVIGATE_GUI
Korean Payables	JA_ZZ_AP_NAVIGATE_GUI
Korean Receivables	JA_KR_AR_NAVIGATE_GUI
Singaporean General Ledger	JA_SG_GL_NAVIGATE_GUI
Singaporean Payables	JA_SG_AP_NAVIGATE_GUI
Singaporean Receivables	JA_SG_AR_NAVIGATE_GUI
Taiwanese Payables	JA_TW_AP_NAVIGATE_GUI
Taiwanese Receivables	JA_TW_AR_NAVIGATE_GUI
Thai Inventory	JA_TH_INV_NAVIGATE_GUI
Thai Payables	JA_TH_AP_NAVIGATE_GUI
Thai Receivables	JA_TH_AR_NAVIGATE_GUI

Use this table to determine which core Financials menu to add to the localization base menu for each of the responsibility types:

For this responsibility type...	Add this menu...
Oracle Assets	FA_MAIN
Oracle General Ledger	GL_SUPERUSER
Oracle Inventory	INV_NAVIGATE
Oracle Payables	AP_NAVIGATE_GUI12
Oracle Purchasing	Purchasing SuperUser GUI
Oracle Receivables	AR_NAVIGATE_GUI

Example: Add Oracle Payables base menu to Thai Payables base menu

This example shows how to add a core Financials product menu to a localization base menu.



1. Navigate to the Menus window from the System Administrator responsibility.
2. Query the localization menu. In this example, query the JA_TH_AP_NAVIGATE_GUI Thai Payables menu.

3. Enter the appropriate core Financials menu in the Submenu field. Use the table above to find the appropriate core Financials menu. In this example, enter *AP_NAVIGATE_GUI12* for Oracle Payables.
4. Enter appropriate values in the Navigator Prompt and Description fields. In this example, enter *Accounts Payable*.
5. Save your work.

Attach New Responsibilities to Users

You can access new responsibilities once you have installed localizations. The localized responsibilities for each country are organized by product.

Each localized responsibility has a localized menu and request group that provide access to country-specific functionality. Menus in country-specific responsibilities provide access to the country's windows; request groups provide access to the country's reports.

You must attach relevant responsibilities to the applications users to access localization functionality. If you create custom menus, use the country-specific menus attached to the localization responsibilities listed in Step 1. Attach Core Financials Menus to Localization Menus on page 2-3 as a guide for granting users access to localization functionality.

To create new applications users, or to add or modify responsibilities for existing applications users:

1. Log on to the System Administrator responsibility.
2. Navigate to the Users window.
3. Enter information for your users.

See also: *Users Window, Oracle Applications System Administrator's Guide*

You should use country-specific responsibilities only when the relevant countries are fully installed. All functionality is designed and built for a specific country. Oracle supports country-specific functionality only for intended countries; functionality built for one country but used for another is not supported.

If you are using other base product responsibilities, or you have customized your own, refer to Appendix A, Oracle Financials for Asia/Pacific Request Groups, on page A-2 as a guide for implementing your report security groups.

Australian Post-Install Steps

This chapter explains the steps that you must follow to install Oracle Financials for Australia. You must complete these steps after AutoInstall has installed your localization.

Australian Post-Install Steps

There are five post-install steps for Australia:

1. Create lookups for Automatic Withholding Tax Certificate Types
2. Create Lookup Values for Retirement Type.
3. Create a Price Index for Capital Gains Tax.
4. Create Lookup Values for Property Type.
5. Enable Balancing Charges.

Create Lookups for Automatic Withholding Tax Certificate Types

To create lookups for Automatic Withholding Tax Certificate types:

1. Log in to your Financials system and select the Australian Payables responsibility.
2. Navigate to the Oracle Payables Lookups window.
3. In the Type field, query the AWT CERTIFICATE TYPES lookup type.
4. In the Code field, enter *Variation*.
5. In the Meaning field, enter *Variation*.
6. In the Description field, enter *Variation Certificate*.
7. Check the Enabled check box.
8. Select the next line.
9. In the Code field, enter *Exemption*.
10. In the Meaning field, enter *Exemption*.
11. In the Description field, enter *Exemption Certificate*.
12. Check the Enabled check box.
13. Select the next line.
14. In the Code field, enter *Reporting*.
15. In the Meaning field, enter *Reporting*.
16. In the Description field, enter *Reporting Exemption Certificate*.
17. Check the Enabled check box.
18. Save your work.

Create Lookup Values for Retirement Type

To create a new retirements type for scrapped or demolished assets:

1. Log in to your Financials system and select the Australian Assets responsibility.
2. Navigate to the QuickCodes window.
3. In the Type field, query the RETIREMENT lookup type.
4. In the Value field, enter *SCRAP/DEMOL*.
5. In the Description field, enter *Scrapped or Demolished Asset*.
6. Save your work.

Create a Price Index for Capital Gains Tax



Value %	From Date	To Date

To define Capital Gains Tax (CGT) index values for the Capital Gains Tax report:

1. Log in to your financial system and select the Australian Assets responsibility.
2. Enter *CGT* in the Index field to create an index.
3. Add new CGT indices using the table on pages December 1985 - June 1997-Date as a guide. Refer to this table for values to enter in the *Value %* and *To Date* fields. The *From Date* field defaults to an appropriate value.
4. Save your changes.

Capital Gains Tax Index Values

Use this table to create a price index for the Capital Gains Tax report. The table shows the values that you should enter in the *Value %* and *To Date* fields in the Price Indexes window for December 1985 through June 1997. You should check the accuracy of these figures with the Australian Taxation Office before you enter them.

Date	Year	Value %
December	1985	72.7
March	1986	74.4
June	1986	75.6
September	1986	77.6
December	1986	79.8
March	1987	81.4
June	1987	82.6
September	1987	84.0
December	1987	85.5
March	1988	87.0
June	1988	88.5
September	1988	90.2
December	1988	92.0
March	1989	92.9
June	1989	95.2
September	1989	97.4
December	1989	99.2
March	1990	100.9
June	1990	102.5
September	1990	103.3
December	1990	106.0
March	1991	105.8

Date	Year	Value %
June	1991	106.0
September	1991	106.6
December	1991	107.6
March	1992	107.6
June	1992	107.3
September	1992	107.4
December	1992	107.9
March	1993	108.9
June	1993	109.3
September	1993	109.8
December	1993	110.0
March	1994	110.4
June	1994	111.2
September	1994	111.9
December	1994	112.8
March	1995	114.7
June	1995	116.2
September	1995	117.6
December	1995	118.5
March	1996	119.0
June	1996	119.8
September	1996	120.1
December	1996	120.3
March	1997	120.5
June	1997	120.2
September	1997	119.7
December	1997	120.0
March	1998	120.3

Date	Year	Value %
June	1998	121.0
September	1998	121.3
December	1998	121.9
March	1999	121.8
June	1999	122.3
September	1999	123.4

Create Lookup Values for Property Type

To create a new property type for DIV 10D assets:

1. Log in to your financial system and select the Australian Assets responsibility.
2. Query the PROPERTY TYPE lookup type.
3. In the Value field, enter *DIV 10D*.
4. In the Description field, enter *Division 10D Property*.
5. Save your work.

Enable Balancing Charges

To enable Balancing Charges:

1. Select the Enable Balancing Charges Menu option.
2. Query the set of books that you want to enable balancing charges for.
3. Check the Enable Balancing Charges check box to enable balancing charges. If you want to disable balancing charges, click on the Enable Balancing Charges check box again.
4. Select OK to save this change.

Oracle Financials for Latin America Post-Install Steps

This chapter explains the steps that you must follow to install Oracle Financials for Latin America. You must complete these steps after AutoInstall has installed your localization.

Latin American Post-Install Steps

You must complete these post-install steps for all Oracle Financials for Latin America installations. The sections that follow elaborate on each general post-install step.

1. Attach core Financials menus to localization menus
2. Attach new responsibilities to users
3. Enable the Invoice Distribution Withholdings window

Attach Core Financials Menus to Localization Menus

A responsibility and menu hierarchy were created for each country that has localization features; however, the menus for these responsibilities do not include any core Financials product menus. You must add core Financials product menus to the Oracle Financials for Latin America localization menus to use core functionality.

Use the Menus window to add core Financials product menus to the base menus for the responsibilities listed in this table:

Country	Localization Responsibility	Localization Base Menu
Argentina	Argentine Payables	JL_AR_AP_NAVIGATE_GUI12
Argentina	Argentine Receivables	JL_AR_AR_NAVIGATE_GUI
Argentina	Argentine Fixed Assets	JL_AR_FA_MAIN
Argentina	Argentine General Ledger	JL_AR_GL_SUPERUSER
Brazil	Brazilian Payables	JL_BR_AP_NAVIGATE_GUI12
Brazil	Brazilian Receivables	JL_BR_AR_NAVIGATE_GUI
Brazil	Brazilian General Ledger	JL_BR_GL_SUPERUSER
Brazil	Brazilian Inventory	INV_NAVIGATE
Brazil	Brazilian Purchasing	JL_BR_PO_NAVIGATE_GUI
Chile	Chilean Payables	JL_CL_AP_NAVIGATE_GUI12
Chile	Chilean Receivables	JL_CL_AR_NAVIGATE_GUI
Chile	Chilean Fixed Assets	JL_CL_FA_NAVIGATE_GUI
Chile	Chilean General Ledger	JL_CL_GL_SUPERUSER
Colombia	Colombian Payables	JL_CO_AP_NAVIGATE_GUI12
Colombia	Colombian Receivables	JL_CO_AR_NAVIGATE
Colombia	Colombian Fixed Assets	JL_CO_FA_MAIN
Colombia	Colombian General Ledger	JL_CO_GL_SUPERUSER
Mexico	Mexican Fixed Assets	JL_MX_FA_MAIN

Note: The Brazilian Inventory responsibility already accesses the standard product menu.

Use this table to determine which core Financials menu to add to the localization base menu for each of the responsibility types:

For this responsibility type...	Add this menu...
Oracle Assets	FA_MAIN
Oracle General Ledger	GL_SUPERUSER
Oracle Inventory	INV_NAVIGATE
Oracle Payables	AP_NAVIGATE_GUI12
Oracle Purchasing	Purchasing SuperUser GUI
Oracle Receivables	AR_NAVIGATE_GUI

Example: Add Oracle Payables base menu to Argentine Payables base menu

This example shows how to add a core Financials product menu to a localization base menu.

Seq	Navigator Prompt	Submenu	Function	Description
1	Argentine Local	JL_AR_AP_LOCALIZATI		Argentine Localization of Oracle Pay
2			JG Global Flexfield ena	
3			Define Invoice Distributi	
4	Oracle Payables	AP_NAVIGATE_GUI12		

1. Navigate to the Menus window from the System Administrator responsibility.
2. Query the localization menu. In this example, query the JL_AR_AP_NAVIGATE_GUI12 Argentine Payables menu.
3. Enter the appropriate core Financials menu in the Submenu field. Use the table above to find the appropriate core Financials menu. In this example, enter AP_NAVIGATE_GUI12 for Oracle Payables.
4. Enter appropriate values in the Navigator Prompt and Description fields. In this example, enter *Oracle Payables*.
5. Save your work.

Attach New Responsibilities to Users

You can access new responsibilities once you have installed localizations. The localized responsibilities for each country are organized by product.

With the exception of the Brazilian Inventory responsibility, which accesses the standard product menu, each localized responsibility has a localized menu and request group that provide access to country-specific functionality. Menus in country-specific responsibilities provide access to the country's windows; request groups provide access to the country's reports.

You must attach relevant responsibilities to the applications users to access localization functionality. If you create custom menus, use the country-specific menus attached to the localization responsibilities listed in Attach Core Financials Menus to Localization Menus on page 4-3 as a guide for granting users access to localization functionality.

To create new applications users, or to add or modify responsibilities for existing applications users:

1. Log on to the System Administrator responsibility.
2. Navigate to the Users window.
3. Enter information for your users.

See also: *Users Window, Oracle Applications System Administrator's Guide*

You should use country-specific responsibilities only when the relevant countries are fully installed. All functionality is designed and built for a specific country. Oracle supports country-specific functionality only for intended countries; functionality built for one country but used for another is not supported.

If you are using other base product responsibilities, or you have customized your own, refer to Appendix B, Oracle Financials for Latin America Request Groups, on page B-2 as a guide for implementing your report security groups.

Enable the Invoice Distribution Withholdings Window

If you plan to use the withholding tax solution that was built for Oracle Payables for Argentina or Oracle Payables for Colombia, your system administrator must enable the Invoice Distribution Withholdings window off the Tools menu for your Argentine or Colombian Payables responsibilities.

The screenshot shows the Oracle Menus window with the following configuration:

Seq	Navigator Prompt	Submenu	Function	Description
1			JG Global Flexfield ena	Enable global flexfields
2	Colombian Loc	JL_CO_AP_LOCALIZATI		Colombian Localization
3			Define Invoice Distributi	
4	Oracle Payables	AP_NAVIGATE_GUI12		Oracle Payables

Additional fields at the top of the window:

- Menu: JL_CO_AP_NAVIGATE_GUI12
- User Menu Name: JL_CO_AP_NAVIGATE_GUI12
- Description: Colombian Payables Main Menu

To enable the Invoice Distribution Withholdings window:

1. Navigate to the Menus window.
2. In the Menu field, query the localization base menu that you want. Use JL_AR_AP_NAVIGATE_GUI12 for Argentina or JL_CO_AP_NAVIGATE_GUI12 for Colombia.
3. Navigate to a new line.
4. In the Function column, enter the menu function *Define Invoice Distribution Withholdings*.
5. Save your work.

5

Oracle Financials for Europe Post-Install Steps

This chapter explains the steps that you must follow to install Oracle Financials for Europe. You must complete these steps after AutoInstall has installed your localization.

European Post-Install Steps

You must complete these post-install steps for all Oracle Financials for Europe installations. The sections that follow elaborate on each general post-install step.

1. Attach core Financials menus to localization menus.
2. Attach new responsibilities to users
3. Add the Contra Charging menu and request group to your responsibility
4. Add the RECONCILIATION FLAG segment qualifier to the accounting flexfield
5. Create historical subledger balances
6. Add a new context to the Oracle Receivables Invoice and Line Transaction flexfields
7. Create a new index for Interest Invoice functionality
8. Enable the SWIFT Code field in the Enter Banks window

Attach Core Financials Menus to Localization Menus

A responsibility and menu hierarchy were created for each country that has localization features; however, the menus for these responsibilities do not include any core Financials product menus. You must add core Financials product menus to the Oracle Financials for Europe localization menus to use core functionality.

Use the Menus window to add core Financials product menus to the base menus for the responsibilities listed in this table:

Country	Localization Responsibility	Localization Base Menu
Austria	Austrian Payables	JE_AT_AP_NAVIGATE_GUI
	Austrian General Ledger	JE_AT_GL_NAVIGATE_GUI
Belgium	Belgian Payables	JE_BE_AP_NAVIGATE_GUI
	Belgian Receivables	JE_BE_AR_NAVIGATE_GUI
	Belgian General Ledger	JE_BE_GL_NAVIGATE_GUI
Czech Republic	Czech Payables	JE_CZ_AP_NAVIGATE_GUI
	Czech Receivables	JE_CZ_AR_NAVIGATE_GUI
	Czech General Ledger	JE_CZ_GL_NAVIGATE_GUI
Denmark	Danish Payables	JE_DK_AP_NAVIGATE_GUI
	Danish Receivables	JE_DK_AR_NAVIGATE_GUI
	Danish General Ledger	JE_DK_GL_NAVIGATE_GUI
Finland	Finnish Payables	JE_FI_AP_NAVIGATE_GUI
	Finnish Receivables	JE_FI_AR_NAVIGATE_GUI
	Finnish General Ledger	JE_FI_GL_NAVIGATE_GUI
France	French Payables	JE_FR_AP_NAVIGATE_GUI
	French General Ledger	JE_FR_GL_NAVIGATE_GUI
Germany	Germany Payables	JE_DE_AP_NAVIGATE_GUI
	German Receivables	JE_DE_AR_NAVIGATE_GUI
	German General Ledger	JE_DE_GL_NAVIGATE_GUI

Country	Localization Responsibility	Localization Base Menu
Greece	Greek Payables	JE_GR_AP_NAVIGATE_GUI
	Greek Receivables	JE_GR_AR_NAVIGATE_GUI
	Greek General Ledger	JE_GR_GL_NAVIGATE_GUI
Hungary	Hungarian Payables	JE_HU_AP_NAVIGATE_GUI
	Hungarian Receivables	JE_HU_AR_NAVIGATE_GUI
	Hungarian General Ledger	JE_HU_GL_NAVIGATE_GUI
Italy	Italian Payables	JE_IT_AP_NAVIGATE_GUI
	Italian Receivables	JE_IT_AR_NAVIGATE_GUI
	Italian General Ledger	JE_IT_GL_NAVIGATE_GUI
Netherlands	Netherlands Payables	JE_NL_AP_NAVIGATE_GUI
	Netherlands General Ledger	JE_NL_GL_NAVIGATE_GUI
Norway	Norwegian Payables	JE_NO_AP_NAVIGATE_GUI
	Norwegian Receivables	JE_NO_AR_NAVIGATE_GUI
	Norwegian General Ledger	JE_NO_GL_NAVIGATE_GUI
Poland	Polish Payables	JE_PL_AP_NAVIGATE_GUI
	Polish Receivables	JE_PL_AR_NAVIGATE_GUI
	Polish General Ledger	JE_PL_GL_NAVIGATE_GUI
Portugal	Portuguese Payables	JE_PT_AP_NAVIGATE_GUI
	Portuguese General Ledger	JE_PT_GL_NAVIGATE_GUI
Spain	Spanish Payables	JE_ES_AP_NAVIGATE_GUI
	Spanish General Ledger	JE_ES_GL_NAVIGATE_GUI
Sweden	Swedish Payables	JE_SE_AP_NAVIGATE_GUI
	Swedish Receivables	JE_SE_AR_NAVIGATE_GUI

These menus are sub-menus of the JE menus listed in the previous table:

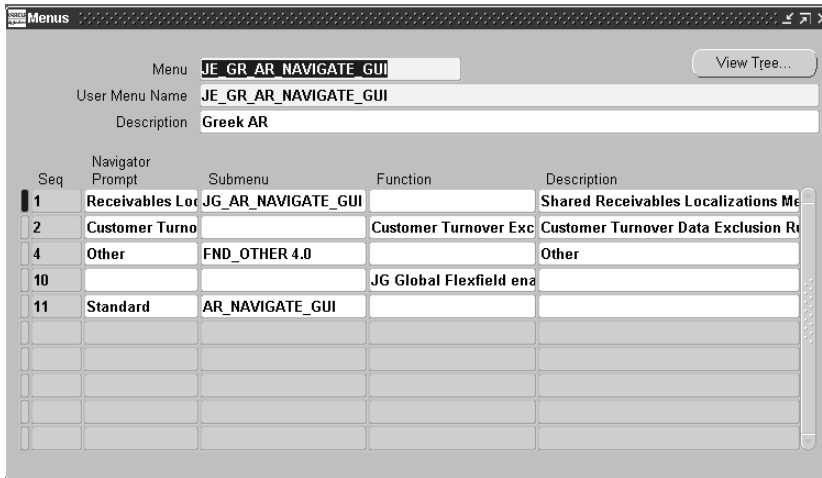
- JG_AP_NAVIGATE_GUI
- JG_AR_NAVIGATE_GUI
- JG_FA_NAVIGATE_GUI
- JG_GL_NAVIGATE_GUI
- JG_CONTRA CHARGE_GUI
- JG_INT_INV_GUI

Use this table to determine which core Financials menu to add to the localization base menu for each of the responsibility types:

For this responsibility type...	Add this menu...
Oracle Assets	FA_MAIN
Oracle General Ledger	GL_SUPERUSER
Oracle Inventory	INV_NAVIGATE
Oracle Payables	AP_NAVIGATE_GUI12
Oracle Purchasing	Purchasing SuperUser GUI
Oracle Receivables	AR_NAVIGATE_GUI

Example: Add Oracle Payables base menu to Greek Receivables base menu

This example shows how to add a core Financials product menu to a localization base menu.



1. Navigate to the Menus window from the System Administrator responsibility.
2. Query the localization menu. In this example, query the JE_GR_AR_NAVIGATE_GUI Greek Receivables menu.
3. Enter the appropriate core Financials menu in the Submenu field. Use the table above to find the appropriate core Financials menu. In this example, enter AR_NAVIGATE_GUI for Oracle Receivables.
4. Enter appropriate values in the Navigator Prompt and Description fields. In this example, enter *Standard*.
5. Save your work.

Attach New Responsibilities to Users

You can access new responsibilities once you have installed localizations. The localized responsibilities for each country are organized by product.

Each country has localized responsibilities that provide access to all windows and reports relevant to that country, as well as to regional localization functionality which is included with all European responsibilities. Menus in country-specific responsibilities provide access to the country's windows; request groups provide access to the country's reports.

You must attach the relevant responsibilities to the applications users to access localization functionality. If you create custom menus, use the country-specific menus attached to the localization responsibilities listed in Step 1. Attach Core Financials Menus to Localization Menus on page 5-3 as a guide for granting users access to localization functionality.

To create new applications users, or to add or modify responsibilities for existing applications users:

1. Log on to the System Administrator responsibility.
2. Navigate to the Users window.
3. Enter information for your users.

See also: *Users Window, Oracle Applications System Administrator's Guide*

You should use country-specific responsibilities only when the relevant countries are fully installed. All functionality is designed and built for a specific country. Oracle supports country-specific functionality only for intended countries; functionality built for one country but used for another is not supported.

If you are using other base product responsibilities, or you have customized your own, refer to Appendix C, Oracle Financials for Europe Request Groups, on page C-2 as a guide for implementing your report security groups.

Add the Contra Charging Menu and Request Group to Your Responsibility

If you plan to use the regional Contra Charging functionality, your system administrator should add the menu JG_CONTRA_CHARGE_GUI to the relevant menu hierarchy for your responsibility. The system administrator should also assign the Regional Contra Charging request group to that responsibility.

Add the RECONCILIATION FLAG Segment Qualifier to the Accounting Flexfield

To use the General Ledger Entry Reconciliation regional functionality, you must first modify the Accounting Flexfield structure by adding the RECONCILIATION FLAG Segment Qualifier to the accounting segment. Run this script to add the RECONCILIATION FLAG Segment Qualifier to the GL_ACCOUNT qualifier of the Accounting Flexfield:

```
$ cd $JG_TOP/admin/sql  
$ sqlplus <APPS username>/<APPS password> @jgzzersq.sql
```

Create Historical Subledger Balances

If you plan to use subledger reports in your implementation, you may need to retroactively create the summary balances for accounting periods that are already closed. This process is normally manually run after the accounting periods are closed. If you are installing localizations on an installation that already has closed accounting periods in Oracle Receivables or Oracle Payables, you may want to retroactively create the balances.

To retroactively create balances, use these concurrent programs created for opening and closing accounting periods in the Oracle Payables and Oracle Receivables subledgers:

- Subledger Balance Maintenance for Receivables Accounting Periods
- Subledger Balance Maintenance for Payables Accounting Periods

You can access these programs from all localization responsibilities that were created as part of the Release 11*i* installation or upgrade. Run each program once for each set of books. Use these programs to close all subledger periods that correspond to previously opened Oracle Payables and Oracle Receivables accounting periods that are now closed. You do not have to re-open the subledger balance periods first.

This table illustrates an example for Oracle Payables:

Period	Status
Nov-96	Never Opened
Dec-96	Closed
Jan-97	Closed
Feb-97	Open
Mar-97	Never Opened

Run the concurrent program Subledger Balance Maintenance for Payables Accounting Periods with the values listed in this table:

Parameter	Value
Period From:	Dec-96
Period To:	Jan-97
Open/Close:	Close

Attention: Running these balance-creation programs effectively mimics the subledger to General Ledger posting programs. These programs may take a considerable amount of time to complete on some large systems as a result. If you wish to create historical balances on an implementation with especially large transaction numbers, you might need assistance from Oracle Consulting Services.

Add New Context to the Oracle Receivables Invoice and Line Transaction Flexfields

If you plan to use Interest Invoice functionality, you should add a new context to the Oracle Receivables Invoice and Line Transaction Flexfields. Interest Invoice functionality is used in these four Scandinavian countries:

- Denmark
- Finland
- Norway
- Sweden

Run this script to add the new context to each of the Oracle Receivables Invoice and Line Transaction Flexfields:

```
$ cd $JG_TOP/admin/sql
$ sqlplus <APPS username>/<APPS password> @jgzzartf.sql
```

Create New Index for Interest Invoice Functionality

If you plan to use Interest Invoice functionality, you should create a new index on the RA_CUSTOMER_TRX_ALL table. Interest Invoice functionality is used in these four Scandinavian countries:

- Denmark
- Finland
- Norway
- Sweden

Run this script to add the index:

```
$ cd $JG_TOP/admin/sql
$ sqlplus <APPS username>/<APPS password> @jgzziicx.sql <AR username>
  <AR password>
```

Enable SWIFT Code Field on Enter Banks Window

If you plan to use Oracle Financials for Denmark, Finland, Norway, Sweden, or Switzerland, you should enable the SWIFT Code field on the Enter Banks window. Run this script to enable the SWIFT Code field:

```
$ cd $JG_TOP/admin/sql
$ sqlplus <APPS username>/<APPS password> @jgzzswift.sql
```

6

Belgian Post-Install Steps

This chapter explains the steps that you must follow to install Oracle Financials for Belgium. You must complete these steps after AutoInstall has installed your localization.

Belgian Post-Install Steps

There is one post-install step for Belgium: Create Belgian reporting calendars.

Creating Belgian reporting calendars

If you plan to use Oracle Financials for Belgium, install Belgian reporting calendars. Run the following script to install the calendars:

```
$ cd $JE_TOP/admin/sql  
$ sqlplus <APPS username>/<APPS password> @jebecal1.sql
```

Then, run script jebeper1.sql manually in SQL*PLUS to define calendar JEBE_MONTH_VAT for Belgian monthly VAT features.

Finnish Post-Install Steps

This chapter explains the steps that you must follow to install Oracle Financials for Finland. You must complete these steps after AutoInstall has installed your localization.

Finnish Post-Install Steps

There are two post-install steps for Finland:

1. Create a new Build Payments concurrent program.
2. Modify the Finnish Payment Build Set.

Create a New Build Payments Concurrent Program

To create the Finnish Build Payments program definition for use in the report set:

1. Navigate to the Concurrent Programs window.

2. Query the concurrent program with the short name *APXPBBLD*.
3. Press the Copy to button. The Copy to window appears.

4. Enter *Finnish Build Payments* in the Program field.

5. Enter a new program short name in the Short Name field.
6. Enter *European Localizations* in the Application field.
7. Press the OK button. The Concurrent Programs window appears for *Finnish Build Payments*.
8. Check the Use in SRS check box.
9. Add two new parameters with these steps:

To add the first parameter:

1. In the Concurrent Programs window, press the Parameters button. The Concurrent Program Parameters window appears.

2. Enter the values in this table for the first parameter:

In this field...	Enter this value...
Seq	1
Parameter	Batch Name

3. Enter the values in this table in the Validation region:

In this field...	Enter this value...
Value Set	AP_SRS_PRELIM_PAYBATCH
Required	Yes
Enable Security	No
Display	Yes
Display Size	30
Description Size	50
Concatenated Description Size	25
Prompt	Batch Name
Token	P_PAYMENT_BATCH

4. Leave the remaining fields blank.
5. Save your work.

To add the second parameter:

1. Navigate back to the Concurrent Program Parameters window.
2. Enter the values in this table for the second parameter:

In this field...	Enter this value...
Seq	2
Parameter	Confirm Now

3. Enter the values in this table in the Validation region:

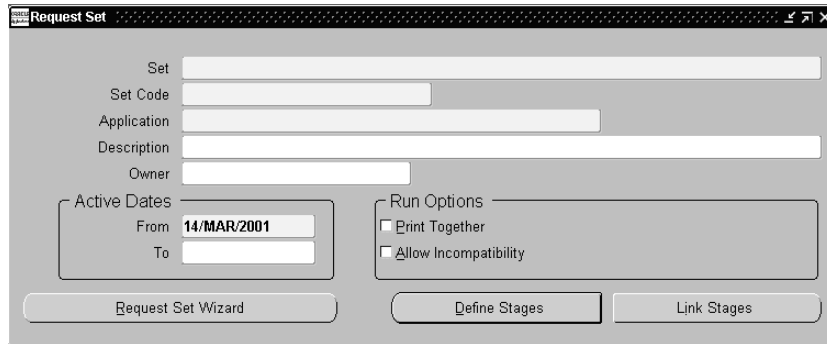
In this field...	Enter this value...
Value Set	Generic
Required	Yes
Enable Security	No
Display	No
Default Type	Constant
Default Value	No
Display Size	10
Description Size	50
Concatenated Description Size	25
Prompt	Confirm Now
Token	P_CONFIRM_NOW

4. Leave the remaining fields blank.
5. Save your work.

Modify the Finnish Payment Build Set

To modify the Finnish Payment Build Set:

1. Navigate to the Request Set window.



The screenshot shows a window titled "Request Set" with the following fields and options:

- Set: [Text Field]
- Set Code: [Text Field]
- Application: [Text Field]
- Description: [Text Field]
- Owner: [Text Field]
- Active Dates:
 - From: 14/MAR/2001
 - To: [Text Field]
- Run Options:
 - Print Together
 - Allow Incompatibility

Buttons at the bottom: Request Set Wizard, Define Stages, Link Stages.

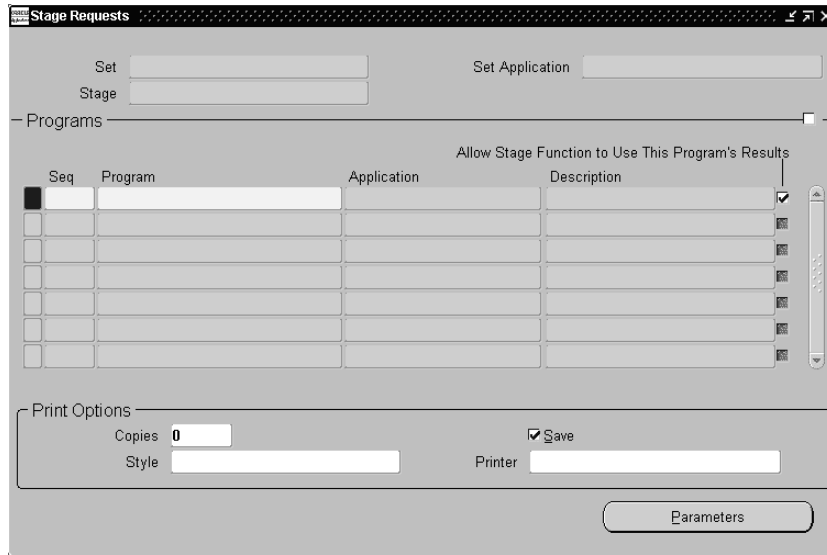
2. Query the *Finnish Payment Build Set* report set with the *European Localizations* application.

- Press the Define Stages button. The Stages window appears.

- Enter the information in this table in the Stages window:

In this field...	Enter this value...
Display Sequence	15
Stage	Finnish Build Payments
Description	Finnish build selected payments
Stage Code	STAGE15

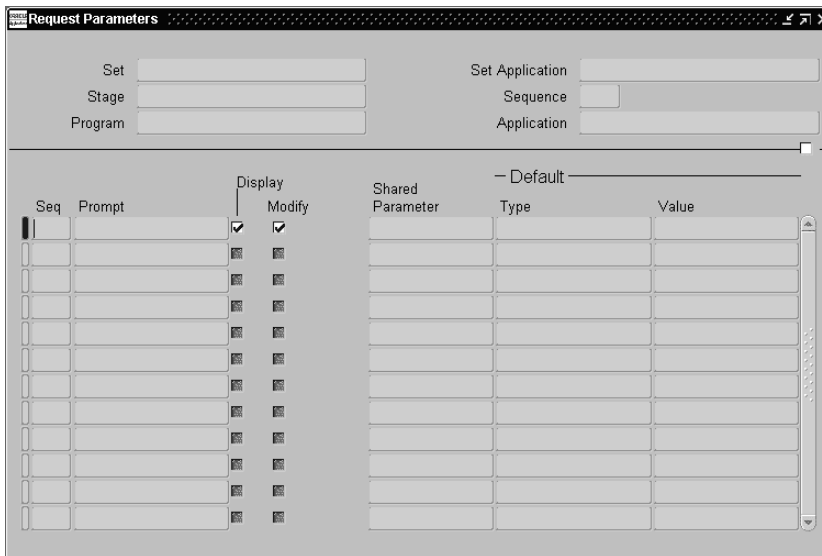
5. Press the Requests button. The Stage Requests window appears.



6. Enter the information in this table to add the new report to the report set:

In this field...	Enter this value...
Seq	1
Program	Finnish Build Payments

- Press the Parameters button. The Request Parameters window appears.

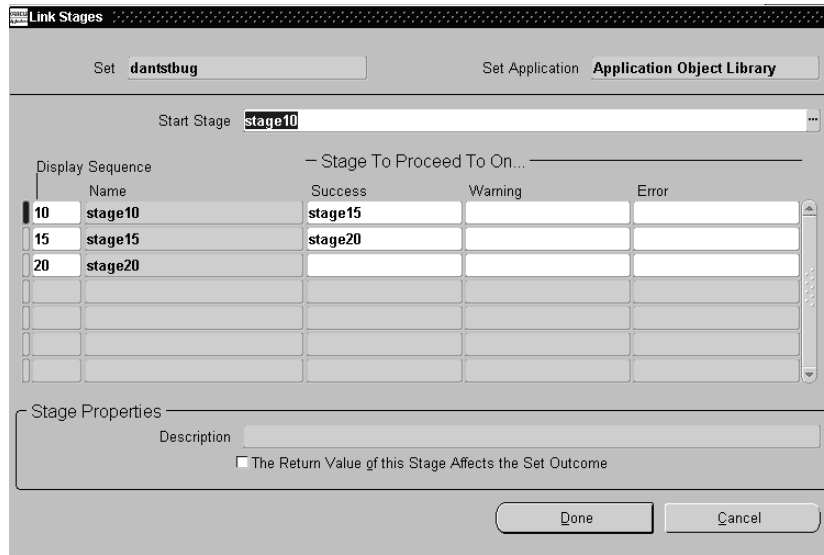


- Enter the information in this table for the Batch name parameter:

In this field...	Enter this value...
Display	No
Shared Parameter	CHECKRUN

- Save your work.
- Navigate back to the Request Set window.

11. Press the Link Stages button. The Link Stages window appears.



12. Enter the information in this table in the Link Stages window for the Finnish Validation Sql stage:

In this field...	Enter this value...
Stage To Proceed To On Success	Finnish Build Payments
Stage To Proceed To On Warning	Finnish Build Payments

Note: Leave the Stage To Proceed To On Error field blank.

13. Enter the information in this table for the Finnish Build Payments stage:

In this field...	Enter this value...
Stage To Proceed To On Success	Preliminary Payment Register
Stage To Proceed To On Warning	Preliminary Payment Register

Note: Leave the Stage To Proceed To On Error field blank.

14. Press the Done button to save your work.

15. The completed Finnish Payment Build report set should match this table:

Sequence	Stage
10	Finnish Validation Sql
15	Finnish Build Payments
20	Preliminary Payment Register

German Post-Install Steps

This chapter explains the steps that you must follow to install Oracle Financials for Germany. You must complete these steps after AutoInstall has installed your localization.

German Post-Install Steps

There are two post-install steps for Germany:

1. Enable the Tax Code field in the Receipts window.
2. Manually set up the German Direct Debit EFT.

Note: To set up and use the German Direct Debit EFT, your database administrator should complete this manual set up typically during the installation.

Enabling the Tax Code Field in the Receipts Window

If you plan to use Oracle Financials for Germany, enable the Tax Code field in the Receipts window. You can either run a script or enter a function for the Receipts: Subfunctions menu.

To run the script to enable the Tax Code field:

```
$ cd $JE_TOP/admin/sql  
$ sqlplus <APPS username>/<APPS password> @jedetcfe.sql
```

To enter a function to enable to the Tax Code field:

1. In the Application Developer or System Administrator responsibility, navigate to the Menus window.
2. Query the AR_ARXRWMAI_RECEIPTS_MENU menu.
3. Enter the next sequential number in the first open Seq field.
4. Assign the *VAT for On-Account Receipts* function to the menu.
5. Save your work.

Setup the German Direct Debit EFT

To set up and use the German Direct Debit EFT, your database administrator should complete this manual set up during the installation:

1. Verify that the concurrent manager's output file directory has been added to the UTL_FILE_DIR parameter in the Init.ora file.
2. Grant read or write permissions to enable file operations in the utl directory. Failure to do this will cause the program to error.
3. Shutdown and restart the database.

Italian Post-Install Steps

This chapter explains the steps that you must follow to install Oracle Financials for Italy. You must complete these steps after AutoInstall has installed your localization.

Italian Post-Install Steps

There is one post-install step for Italy: Create Inventory Tax Types for Oracle Financials for Italy.

Creating Inventory Tax Types for Oracle Financials for Italy

If you plan to use Oracle Financials for Italy, create additional Tax Types for Oracle Inventory. Run this script to create these new Tax Types:

```
$ cd $JE_TOP/admin/sql  
$ sqlplus <APPS username>/<APPS password> @jeitmtlt.sql
```


10

Norwegian Post-Install Steps

This chapter explains the steps that you must follow to install Oracle Financials for Norway. You must complete these steps after AutoInstall has installed your localization.

Norwegian Post-Install Steps

There is one post-install step for Norway: Define your Tax Segment Value Lookups for Investment Tax.

Defining your Tax Segment Value Lookups for Investment Tax

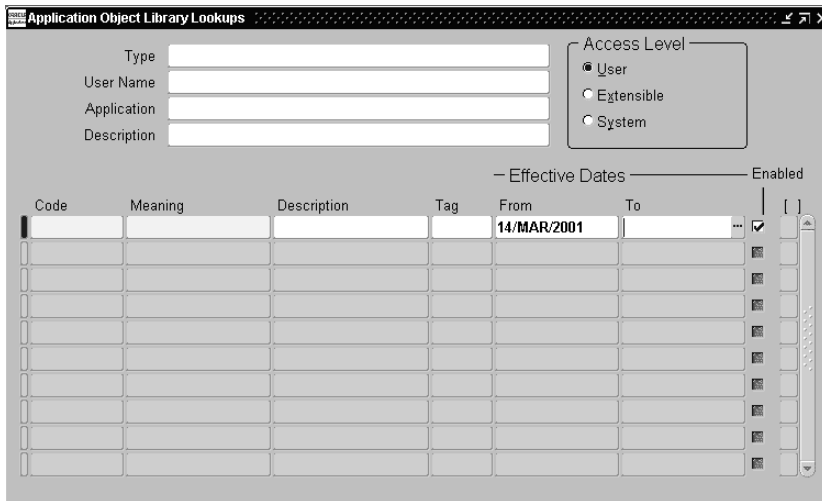
If you plan to use Norwegian Investment Tax, define the values for the JENO_TAX_SEGMENTS lookup type so that the values correspond to those that you defined for the Tax segment of the Accounting Flexfield.

The JENO_TAX_SEGMENTS lookup type is seeded with the values in this table:

Code	Meaning	Description
00	00	No Tax
01	01	Inbound Tax
02	02	Inbound Tax with Investment Tax
03	03	Outbound Tax
04	04	Inbound Tax without Investment Tax

The values for Code correspond to internal values used by Investment Tax functionality. You must not change the values for Code.

The values for Meaning, however, must correspond to the values that you defined for the Tax segment of the Accounting Flexfield. You must change the Meaning values if the seeded values are not correct for your Tax segment.



To change the Meaning values for the JENO_TAX_SEGMENTS lookup type:

1. Navigate to the Application Object Library Lookups window.
2. Query the JENO_TAX_SEGMENTS lookup type with the European Localizations application.
3. Check that the values in the Meaning fields correspond to the values that you defined for the Tax segment of the Accounting Flexfield. If they do not, enter the correct values. Do not change the values in the Code fields.

Oracle Financials Common Country Features Post-Install Steps

This chapter explains the steps that you must follow to install Oracle Financials Common Country Features. You must complete these steps after AutoInstall has installed your localization.

Oracle Financials Common Country Features Post-Install Steps

There is one post-install step for Oracle Financials Common Country Features:
Insert record into the RA_SITE_USES table.

Insert Record into RA_SITE_USES Table

If you plan to use the Customer Balances Detail, Customer Balances Detail (180), or Customer Balances Summary subledger report, you must insert a record into the RA_SITE_USES table. Run this script to insert this record into the RA_SITE_USES table:

```
$ cd $JG_TOP/admin/sql  
$ sqlplus <APPS username>/<APPS password> @jgzzisui.sql
```

Insert Record into RA_SITE_USES Table

Global Accounting Engine Post-Install Steps

This chapter explains the steps that you must follow to install the Oracle Applications Global Accounting Engine. You must complete these steps after AutoInstall has installed the Global Accounting Engine.

Global Accounting Engine Post-Install Steps

The Global Accounting Engine provides an accounting system for Oracle subledger applications, including Oracle Payables, Oracle Receivables, and Oracle Inventory, that satisfies legal and fiscal requirements in some countries.

The Global Accounting Engine is mandatory for these countries for Release 11i:

- France
- Greece
- Italy
- Portugal
- Spain

If the Global Accounting Engine is required for your country, you must set up your Oracle Applications installation to use Global Accounting Engine responsibilities and request groups. For more information, refer to the *Oracle Applications Global Accounting Engine User's Guide*.

See also: *Setup, Oracle Applications Global Accounting Engine User's Guide*

A

Oracle Financials for Asia/Pacific Request Groups

This appendix lists the request groups for Asia/Pacific.

Request Groups

You should use these tables as a reference to include reports in your new request groups if you create additional responsibilities. Define any new report security groups with the Request Groups window, which is accessed through the System Administrator responsibility.

See also: Managing Concurrent Programs and Reports, *Oracle Applications System Administrator's Guide*

Report Security Groups for Australia

This table contains information about report security groups for Australia.

Responsibility	Request Group	Type	Report / Report Set Name	Application
Australian Assets	JAAU + Assets Reports	Application	Oracle Assets	Oracle Assets
Australian Assets	JAAU + Assets Reports	Program	Australian Assets Allocated Balancing Charges Report	Asia/Pacific Localizations
Australian Assets	JAAU + Assets Reports	Program	Australian Tax Retirements Report	Asia/Pacific Localizations
Australian Assets	JAAU + Assets Reports	Program	Australian Assets Balancing Charge Audit Report	Asia/Pacific Localizations
Australian Assets	JAAU + Assets Reports	Program	Australian Assets Calculated Balancing Charges Report	Asia/Pacific Localizations
Australian Assets	JAAU + Assets Reports	Program	Australian Assets Capital Gains Tax Report	Asia/Pacific Localizations
Australian Assets	JAAU + Assets Reports	Program	Australian Tax Depreciation Schedule Report	Asia/Pacific Localizations
Australian Assets	JAAU + Assets Reports	Program	Australian Taxation Retirements Report for Depreciable Assets	Asia/Pacific Localizations
Australian Assets	JAAU + Assets Reports	Program	Australian Revalued Asset Sales Report	Asia/Pacific Localizations
Australian Assets	JAAU + Assets Reports	Program	Australian Assets Revaluation Report	Asia/Pacific Localizations
Australian Inventory	JAAU + Inventory Reports	Application	Oracle Inventory	Oracle Inventory
Australian Inventory	JAAU + Inventory Reports	Program	Australian Inventory Internal Charges Report	Asia/Pacific Localizations
Australian Inventory	JAAU + Inventory Reports	Program	Australian Inventory Imprest Count Sheet	Asia/Pacific Localizations

Report Security Groups for Canada

This table contains information about report security groups for Canada.

Responsibility	Request Group	Type	Report / Report Set Name	Application
Canadian Payables	JACA + AP Reports	Application	Oracle Payables	Oracle Payables
Canadian Payables	JACA + AP Reports	Program	Financial Tax Register	Oracle Receivables
Canadian Payables	JACA + AP Reports	Program	Input Tax Group Listing	Regional Localizations
Canadian Purchasing	JACA + PO Reports	Application	Oracle Purchasing	Oracle Purchasing
Canadian Purchasing	JACA + PO Reports	Program	Input Tax Group Listing	Regional Localizations

Report Security Groups for Korea

This table contains information about report security groups for Korea.

Responsibility	Request Group	Type	Report / Report Set Name	Application
Korean Assets	JAKR + Assets Reports	Application	Oracle Assets	Oracle Assets
Korean Assets	JAKR + Assets Reports	Program	Korean Depreciation Detail by Assets Report	Asia/Pacific Localizations
Korean Assets	JAKR + Assets Reports	Program	Korean Depreciation Adjustment Detail Report	Asia/Pacific Localizations
Korean Payables	JAKR + Payables Reports	Application	Oracle Payables	Oracle Payables
Korean Receivables	JAKR + Receivables Reports	Application	Oracle Receivables	Oracle Receivables

Report Security Groups for Singapore

This table contains information about report security groups for Singapore.

Responsibility	Request Group	Type	Report / Report Set Name	Application
Singaporean Payables	JASG + Payables Reports	Application	Oracle Payables	Oracle Payables
Singaporean Payables	JASG + Payables Reports	Program	Singaporean Input Taxes Gain/Loss Report	Asia/Pacific Localizations
Singaporean General Ledger	JASG + General Ledger Reports	Application	Oracle General Ledger	Oracle General Ledger
Singaporean General Ledger	JASG + General Ledger Reports	Program	Singaporean GST F5 Report	Asia/Pacific Localizations

Report Security Groups for Taiwan

This table contains information about report security groups for Taiwan.

Responsibility	Request Group	Type	Report / Report Set Name	Application
Taiwanese Payables	JATW + Payables Reports	Application	Oracle Payables	Oracle Payables
Taiwanese Payables	JATW + Payables Reports	Program	Taiwanese Input VAT Report	Asia/Pacific Localizations
Taiwanese Receivables	JATW + Receivables Reports	Application	Oracle Receivables	Oracle Receivables
Taiwanese Receivables	JATW + Receivables Reports	Program	Taiwanese Receivables Zero Rate Tax Report	Asia/Pacific Localizations
Taiwanese Receivables	JATW + Receivables Reports	Program	Taiwanese Output VAT Report	Asia/Pacific Localizations
Taiwanese Receivables	JATW + Receivables Reports	Program	Taiwanese Autoinvoice Import Program	Asia/Pacific Localizations
Taiwanese Receivables	JATW + Receivables Reports	Program	Taiwanese Autoinvoice Master Program	Asia/Pacific Localizations

Report Security Groups for Thailand

This table contains information about report security groups for Thailand.

Responsibility	Request Group	Type	Report / Report Set Name	Application
Thai Payables	JATH + Payables Reports	Application	Oracle Payables	Oracle Payables
Thai Payables	JATH + Payables Reports	Program	Thai Input Tax Summary Report	Asia/Pacific Localizations
Thai Payables	JATH + Payables Reports	Program	Thai Payment Delivery Report	Asia/Pacific Localizations
Thai Payables	JATH + Payables Reports	Program	Thai Payment Batch Delivery Control	Asia/Pacific Localizations
Thai Payables	JATH + Payables Reports	Program	Thai Payables Incomplete Tax Invoice Report	Asia/Pacific Localizations
Thai Receivables	JATH + Receivables Reports	Application	Oracle Receivables	Oracle Receivables
Thai Receivables	JATH + Receivables Reports	Program	Purge RX Interface Data	Oracle Assets
Thai Receivables	JATH + Receivables Reports	Program	Thai Output Tax Summary Report	Asia/Pacific Localizations
Thai Receivables	JATH + Receivables Reports	Program	RX-only: Thai Output Tax Summary Report	Asia/Pacific Localizations

B

Oracle Financials for Latin America Request Groups

This appendix lists the request groups for Latin America.

Request Groups

You should use these tables as a reference to include reports in your new request groups if you create additional responsibilities. Define any new report security groups with the Request Groups window, which is accessed through the System Administrator responsibility.

See also: Managing Concurrent Programs and Reports, *Oracle Applications System Administrator's Guide*

Report Security Groups for Argentina

This table contains information about report security groups for Argentina.

Responsibility	Request Group	Type	Report / Report Set Name	Application
Argentine Payables	JLAR + AP Reports	Application	Oracle Payables	Oracle Payables
Argentine Payables	JLAR + AP Reports	Program	Argentine Payables Withholding Certificate	Latin America Localizations
Argentine Payables	JLAR + AP Reports	Program	Argentine Payables SICORE Report	Latin America Localizations
Argentine Payables	JLAR + AP Reports	Program	Argentine Payables SICORE Flat File	Latin America Localizations
Argentine Payables	JLAR + AP Reports	Program	Argentine Payables VAT Flat File	Latin America Localizations
Argentine Payables	JLAR + AP Reports	Program	Argentine Payables VAT Buying Report	Latin America Localizations
Argentine Payables	JLAR + AP Reports	Program	Argentine Payables CITI Flat File	Latin America Localizations
Argentine Payables	JLAR + AP Reports	Program	Argentine Payables Supplier Statement	Latin America Localizations
Argentine Payables	JLAR + AP Reports	Program	Argentine Payables Monthly Withholding Report	Latin America Localizations
Argentine Payables	JLAR + AP Reports	Program	Argentine Payables Monthly Withholding Flat File	Latin America Localizations
Argentine Receivables	JLAR + AR Reports	Application	Oracle Receivables	Oracle Receivables
Argentine Assets	JLAR + FA Reports	Program	Regional Fixed Assets Inflation Adjusted Asset Summary	Latin America Localizations
Argentine Assets	JLAR + FA Reports	Set	Appraisal Interface	Latin America Localizations
Argentine General Ledger	JLAR + GL Reports	Application	Oracle General Ledger	Oracle General Ledger
Argentine General Ledger	JLAR + GL Reports	Program	Price Index Listing	Oracle Assets

Report Security Groups for Argentina

Responsibility	Request Group	Type	Report / Report Set Name	Application
Argentine General Ledger	JLAR + GL Reports	Program	Argentine General Daily Book	Latin America Localizations
Argentine General Ledger	JLAR + GL Reports	Program	Argentine General Ledger Major Book	Latin America Localizations
Argentine General Ledger	JLAR + GL Reports	Program	Latin American General Ledger Journal Copy Process	Latin America Localizations

Report Security Groups for Brazil

This table contains information about report security groups for Brazil.

Responsibility	Request Group	Type	Report / Report Set Name	Application
Brazilian Payables	JLBR + AP Reports	Application	Oracle Payables	Oracle Payables
Brazilian Payables	JLBR + AP Reports	Program	Brazilian Payables Associated Trade Notes and Bank Collection Documents Report	Latin America Localizations
Brazilian Payables	JLBR + AP Reports	Program	Brazilian Payables Canceled Consolidated Invoice Register	Latin America Localizations
Brazilian Payables	JLBR + AP Reports	Program	Brazilian Payables Import Bank Collection Documents Program	Latin America Localizations
Brazilian Payables	JLBR + AP Reports	Program	Brazilian Payables Non-Associated Trade Notes and Bank Collection Documents Report	Latin America Localizations
Brazilian Payables	JLBR + AP Reports	Program	Brazilian Payables Tax Register Report	Latin America Localizations
Brazilian Payables	JLBR + AP Reports	Program	Brazilian Payables Withholding Tax Calendar Generation Program	Latin America Localizations
Brazilian Payables	JLBR + AP Reports	Program	Brazilian Payables Consolidated Invoice Register	Latin America Localizations
Brazilian Payables	JLBR + AP Reports	Program	Brazilian Payables Period Balance Calculation Program	Latin America Localizations
Brazilian Payables	JLBR + AP Reports	Set	Supplier Auxiliary Ledger Report	Latin America Localizations
Brazilian Payables	JLBR + AP Reports	Set	Supplier Auxiliary Daily Report	Latin America Localizations
Brazilian Receivables	JLBR + AR Reports	Application	Oracle Receivables	Oracle Receivables
Brazilian Receivables	JLBR + AR Reports	Program	Brazilian Receivables Customer Account Detail Report	Latin America Localizations
Brazilian Receivables	JLBR + AR Reports	Program	Brazilian Receivables Period Balance Calculation Program	Latin America Localizations

Report Security Groups for Brazil

Responsibility	Request Group	Type	Report / Report Set Name	Application
Brazilian Receivables	JLBR + AR Reports	Program	Brazilian Receivables Re-Print Specific Invoice	Latin America Localizations
Brazilian Receivables	JLBR + AR Reports	Set	Import Bank Return	Latin America Localizations
Brazilian Receivables	JLBR + AR Reports	Set	Customer Auxiliary Ledger Report	Latin America Localizations
Brazilian Receivables	JLBR + AR Reports	Set	Customer Auxiliary Daily Report	Latin America Localizations
Brazilian Receivables	JLBR + AR Reports	Set	Brazilian AutoInvoice	Latin America Localizations
Brazilian Receivables	JLBR + AR Reports	Set	Brazilian Customer Interface	Latin America Localizations
Brazilian Receivables	JLBR + AR Reports	Set	Brazilian Print Invoice in Batch	Latin America Localizations
Brazilian General Ledger	JLBR + GL Reports	Application	Oracle General Ledger	Oracle General Ledger
Brazilian General Ledger	JLBR + GL Reports	Set	General Daily Book	Latin America Localizations
Brazilian General Ledger	JLBR + GL Reports	Set	General Ledger Book	Latin America Localizations
Brazilian General Ledger	JLBR + GL Reports	Set	General Daily Book (Reprint)	Latin America Localizations
Brazilian General Ledger	JLBR + GL Reports	Set	General Ledger Book (Reprint)	Latin America Localizations

Report Security Groups for Chile

This table contains information about report security groups for Chile

Responsibility	Request Group	Type	Report / Report Set Name	Application
Chilean Payables	JLCL + AP Reports	Application	Oracle Payables	Oracle Payables
Chilean Payables	JLCL + AP Reports	Program	Chilean Payables Withholding Certificate	Latin America Localizations
Chilean Payables	JLCL + AP Reports	Program	Chilean Payables Withholding of Fees Ledger	Latin America Localizations
Chilean Payables	JLCL + AP Reports	Program	Chilean Payables Purchase Ledger	Latin America Localizations
Chilean Payables	JLCL + AP Reports	Program	Chilean Payables Supplier Statement	Latin America Localizations
Chilean Receivables	JLCL + AR Reports	Application	Oracle Receivables	Oracle Receivables
Chilean Receivables	JLCL + AR Reports	Program	Chilean Receivables Bills of Exchange Ledger	Latin America Localizations
Chilean Receivables	JLCL + AR Reports	Program	Chilean Receivables Sales Ledger	Latin America Localizations
Chilean Receivables	JLCL + AR Reports	Program	Regional Receivables Copy and Void Invoices Report	Latin America Localizations
Chilean Receivables	JLCL + AR Reports	Program	Regional Receivables Copy and Void Invoices Preview Report	Latin America Localizations
Chilean Assets	JLCL + FA Reports	Application	Oracle Assets	Oracle Assets
Chilean Assets	JLCL + FA Reports	Program	Regional Fixed Assets Inflation Adjusted Asset Summary	Latin America Localizations

Report Security Groups for Colombia

This table contains information about report security groups for Colombia.

Responsibility	Request Group	Type	Report / Report Set Name	Application
Colombian Payables	JLCO + AP Reports	Application	Oracle Payables	Oracle Payables
Colombian Payables	JLCO + AP Reports	Program	Colombian Payables Withholding Certificate	Latin America Localizations
Colombian Payables	JLCO + AP Reports	Program	Colombian Payables Withholding Report	Latin America Localizations
Colombian Receivables	JLCO + AR Reports	Application	Oracle Receivables	Oracle Receivables
Colombian Receivables	JLCO + AR Reports	Program	Colombian Receivables Income Tax Self Withholding Report	Latin America Localizations
Colombian Receivables	JLCO + AR Reports	Program	Colombian Receivables Sales Fiscal Book	Latin America Localizations
Colombian Receivables	JLCO + AR Reports	Program	Colombian Receivables Cash Receipt Report	Latin America Localizations
Colombian Receivables	JLCO + AR Reports	Program	Regional Receivables Copy and Void Invoices Report	Latin America Localizations
Colombian Receivables	JLCO + AR Reports	Program	Regional Receivables Copy and Void Invoices Preview Report	Latin America Localizations
Colombian Assets	JLCO + FA Reports	Application	Oracle Assets	Oracle Assets
Colombian Assets	JLCO + FA Reports	Program	Colombian Fixed Assets Technical Appraisal Additions Report	Latin America Localizations
Colombian Assets	JLCO + FA Reports	Program	Colombian Fixed Assets Technical Appraisal Revaluation Report	Latin America Localizations
Colombian General Ledger	JLCO + GL Reports	Program	Colombian Magnetic Media Literal Configuration Verification Report	Latin America Localizations
Colombian General Ledger	JLCO + GL Reports	Program	Colombian General Ledger Daily Book	Latin America Localizations
Colombian General Ledger	JLCO + GL Reports	Program	Colombian General Ledger Major Book	Latin America Localizations

Responsibility	Request Group	Type	Report / Report Set Name	Application
Colombian General Ledger	JLCO + GL Reports	Program	Colombian General Ledger Inventory and Balances Book	Latin America Localizations
Colombian Purchasing	JLCO + PO Reports	Application	Oracle Purchasing	Oracle Purchasing
Colombian General Ledger	JLCO Magnetic Media	Program	Colombian Magnetic Media Literals, Accounts and Third Party Movement Report	Latin America Localizations
Colombian General Ledger	JLCO Magnetic Media	Program	Colombian Magnetic Media Literals and Third Party Movement Report	Latin America Localizations
Colombian General Ledger	JLCO Magnetic Media	Program	Colombian Magnetic Media Literal Configuration Verification Report	Latin America Localizations
Colombian General Ledger	JLCO Magnetic Media	Program	Colombian Magnetic Media Get Movements Program	Latin America Localizations
Colombian General Ledger	JLCO Magnetic Media	Program	Colombian Magnetic Media Apply Thresholds Program	Latin America Localizations
Colombian General Ledger	JLCO Magnetic Media	Program	Colombian Magnetic Media Generate File Program	Latin America Localizations
Colombian General Ledger	JLCO Third Party	Program	Colombian Third Party Generate Balances Program	Latin America Localizations
Colombian General Ledger	JLCO Third Party	Program	Colombian Third Party Reverse Balances Program	Latin America Localizations
Colombian General Ledger	JLCO Third Party	Program	Colombian Third Party Balances Error Report	Latin America Localizations
Colombian General Ledger	JLCO Third Party	Program	Colombian Account / Third Party Report	Latin America Localizations
Colombian General Ledger	JLCO Third Party	Program	Colombian Third Party / Account Report	Latin America Localizations

Report Security Groups for Mexico

This table contains information about report security groups for Mexico.

Responsibility	Request Group	Type	Report / Report Set Name	Application
Mexican Assets	JLMX + FA Reports	Application	Oracle Assets	Oracle Assets
Mexican Assets	JLMX + FA Reports	Program	Regional Fixed Assets Inflation Adjusted Asset Summary	Latin America Localizations
Mexican Assets	JLMX + FA Reports	Program	Mexican Fixed Assets Fiscal Gain and Loss on Assets Retirements Report	Latin America Localizations
Mexican Assets	JLMX + FA Reports	Set	Mexican ISR-IMPAC Reports	Latin America Localizations

Oracle Financials for Europe Request Groups

This appendix lists the request groups for Europe.

Request Groups

You should use these tables as a reference to include reports in your new request groups if you create additional responsibilities. The tables show all modifications and additions to the base product for each country. Define any new report security groups with the Request Groups window, which is accessed through the System Administrator responsibility.

See also: Managing Concurrent Programs and Reports, *Oracle Applications System Administrator's Guide*

Report Security Groups for Austria

This table contains information about report security groups for Austria.

Responsibility	Request Group	Type	Report / Report Set Name	Application
Austrian Payables	Austrian AP Reports	Program	Austrian EFT Letter (Domestic/International)	European Localizations
Austrian Payables	Austrian AP Reports	Program	Subledger Balance Maintenance for Payables Accounting Periods	Regional Localizations
Austrian Payables	Austrian AP Reports	Set	Supplier Balances Detail	Regional Localizations
Austrian Payables	Austrian AP Reports	Set	Supplier Balances Detail (180)	Regional Localizations
Austrian Payables	Austrian AP Reports	Set	Supplier Balances Summary	Regional Localizations
Austrian Payables	Austrian AP Reports	Program	RX-only: Tax Reconciliation by Taxable Account	Regional Localizations
Austrian Payables	Austrian AP Reports	Program	Publish Tax Reconciliation by Taxable Account	Regional Localizations
Austrian General Ledger	Austrian GL Reports	Program	General Ledger Automatic Reconciliation	Regional Localizations
Austrian General Ledger	Austrian GL Reports	Program	Statutory Trial Balance Report	Regional Localizations
Austrian General Ledger	Austrian GL Reports	Program	Allocate Journals	Regional Localizations
Austrian General Ledger	Austrian GL Reports	Program	Validate Allocation Rule Sets	Regional Localizations
Austrian General Ledger	Austrian GL Reports	Program	Unallocate Journals	Regional Localizations
Austrian General Ledger	Austrian GL Reports	Program	Journal Allocation - Rule Set Listing	Regional Localizations
Austrian General Ledger	Austrian GL Reports	Program	General Ledger Unreconciled Transactions Report	Regional Localizations
Austrian General Ledger	Austrian GL Reports	Program	General Ledger Reconciled Transactions Report	Regional Localizations

Responsibility	Request Group	Type	Report / Report Set Name	Application
Austrian General Ledger	Austrian GL Reports	Program	RX-only: Tax Reconciliation by Taxable Account	Regional Localizations
Austrian General Ledger	Austrian GL Reports	Program	Publish Tax Reconciliation by Taxable Account	Regional Localizations
Austrian General Ledger	Austrian GL Reports	Program	Regional Account Analysis Report	Regional Localizations
Austrian General Ledger	Austrian GL Reports	Program	RX-only: General Ledger Unreconciled Transactions Report	Regional Localizations
Austrian General Ledger	Austrian GL Reports	Program	RX-only: General Ledger Reconciled Transactions Report	Regional Localizations

Report Security Groups for Belgium

This table contains information about report security groups for Belgium.

Responsibility	Request Group	Type	Report / Report Set Name	Application
Belgian Payables	Belgian AP Reports	Program	Belgian VAT Allocate/Reallocate Monthly VAT	European Localizations
Belgian Payables	Belgian AP Reports	Program	Belgian EFT Remittance Advice (after confirmation)	European Localizations
Belgian Payables	Belgian AP Reports	Program	Belgian EFT Remittance Advice (before confirmation)	European Localizations
Belgian Payables	Belgian AP Reports	Program	Belgian EFT Missing/Invalid EFT Information	European Localizations
Belgian Payables	Belgian AP Reports	Program	Belgian Journals Register	European Localizations
Belgian Payables	Belgian AP Reports	Program	Belgian VAT Monthly VAT Preparation Report	European Localizations
Belgian Payables	Belgian AP Reports	Program	Belgian VAT Sales Journal	European Localizations
Belgian Payables	Belgian AP Reports	Program	Belgian VAT Purchases Journal	European Localizations
Belgian Payables	Belgian AP Reports	Program	Belgian VAT Annual Declaration Process	European Localizations
Belgian Payables	Belgian AP Reports	Program	Belgian VAT Annual Audit Report	European Localizations
Belgian Payables	Belgian AP Reports	Program	Belgian VAT Attribute Declaration Number Process	European Localizations
Belgian Payables	Belgian AP Reports	Program	Belgian VAT Annual Return	European Localizations
Belgian Payables	Belgian AP Reports	Program	Belgian VAT Reporting Rules Listing	European Localizations
Belgian Payables	Belgian AP Reports	Program	Belgian VAT Allocations Listing	European Localizations
Belgian Payables	Belgian AP Reports	Program	Subledger Balance Maintenance for Payables Accounting Periods	Regional Localizations

Report Security Groups for Belgium

Responsibility	Request Group	Type	Report / Report Set Name	Application
Belgian Payables	Belgian AP Reports	Set	Belgian VAT 9 Facturier d'entree / Inkomend facturenboek	European Localizations
Belgian Payables	Belgian AP Reports	Set	Belgian VAT 6c Annual Audit report	European Localizations
Belgian Payables	Belgian AP Reports	Set	Belgian VAT 6b Annual Return	European Localizations
Belgian Payables	Belgian AP Reports	Set	Belgian VAT 6a Annual Return and Audit report	European Localizations
Belgian Payables	Belgian AP Reports	Set	Belgian VAT 6 Annual Declaration process	European Localizations
Belgian Payables	Belgian AP Reports	Set	Belgian VAT 3 Report Monthly VAT	European Localizations
Belgian Payables	Belgian AP Reports	Set	Belgian VAT 2 Declare Monthly VAT	European Localizations
Belgian Payables	Belgian AP Reports	Set	Belgian VAT 10 Facturier de sortie / Uitgaand facturenboek	European Localizations
Belgian Payables	Belgian AP Reports	Set	Belgian VAT 1 Allocate Monthly	European Localizations
Belgian Payables	Belgian AP Reports	Set	Supplier Balances Detail	Regional Localizations
Belgian Payables	Belgian AP Reports	Set	Supplier Balances Detail (180)	Regional Localizations
Belgian Payables	Belgian AP Reports	Set	Supplier Balances Summary	Regional Localizations
Belgian Payables	Belgian AP Reports	Program	RX-only: Tax Reconciliation by Taxable Account	Regional Localizations
Belgian Payables	Belgian AP Reports	Program	Publish Tax Reconciliation by Taxable Account	Regional Localizations
Belgian Receivables	Belgian AR Reports	Program	Belgian VAT Allocate/Reallocate Monthly VAT	European Localizations
Belgian Receivables	Belgian AR Reports	Set	Belgian VAT 6a Annual Return and Audit report	European Localizations
Belgian Receivables	Belgian AR Reports	Set	Belgian VAT 6 Annual Declaration process	European Localizations

Responsibility	Request Group	Type	Report / Report Set Name	Application
Belgian Receivables	Belgian AR Reports	Set	Belgian VAT 3 Report Monthly VAT	European Localizations
Belgian Receivables	Belgian AR Reports	Set	Belgian VAT 2 Declare Monthly VAT	European Localizations
Belgian Receivables	Belgian AR Reports	Set	Belgian VAT 10 Facturier de sortie / Uitgaand facturenboek	European Localizations
Belgian Receivables	Belgian AR Reports	Set	Belgian VAT 1 Allocate Monthly	European Localizations
Belgian Receivables	Belgian AR Reports	Set	Customer Balances Detail	Regional Localizations
Belgian Receivables	Belgian AR Reports	Set	Customer Balances Detail (180)	Regional Localizations
Belgian Receivables	Belgian AR Reports	Set	Customer Balances Summary	Regional Localizations
Belgian Receivables	Belgian AR Reports	Program	RX-only: Tax Reconciliation by Taxable Account	Regional Localizations
Belgian Receivables	Belgian AR Reports	Program	Publish Tax Reconciliation by Taxable Account	Regional Localizations
Belgian General Ledger	Belgian GL Reports	Program	General Ledger Automatic Reconciliation	Regional Localizations
Belgian General Ledger	Belgian GL Reports	Program	Statutory Trial Balance Report	Regional Localizations
Belgian General Ledger	Belgian GL Reports	Program	Allocate Journals	Regional Localizations
Belgian General Ledger	Belgian GL Reports	Program	Validate Allocation Rule Sets	Regional Localizations
Belgian General Ledger	Belgian GL Reports	Program	Unallocate Journals	Regional Localizations

Report Security Groups for the Czech Republic

This table contains information about report security groups for the Czech Republic.

Responsibility	Request Group	Type	Report / Report Set Name	Application
Czech Payables	Czech AP Reports	Program	Czech Import Tax Report	European Localizations
Czech Payables	Czech AP Reports	Program	Subledger Balance Maintenance for Payables Accounting Periods	Regional Localizations
Czech Payables	Czech AP Reports	Program	Payables Credit Balance Report	Regional Localizations
Czech Payables	Czech AP Reports	Set	Supplier Balances Detail	Regional Localizations
Czech Payables	Czech AP Reports	Set	Supplier Balances Detail (180)	Regional Localizations
Czech Payables	Czech AP Reports	Set	Supplier Balances Summary	Regional Localizations
Czech Payables	Czech AP Reports	Program	RX-only: Tax Reconciliation by Taxable Account	Regional Localizations
Czech Payables	Czech AP Reports	Program	Publish Tax Reconciliation by Taxable Account	Regional Localizations
Czech Receivables	Czech AR Reports	Program	RX-only: Czech Export Tax Report	European Localizations
Czech Receivables	Czech AR Reports	Program	Czech Export Tax Report	European Localizations
Czech Receivables	Czech AR Reports	Program	Subledger Balance Maintenance for Receivables Accounting Periods	Regional Localizations
Czech Receivables	Czech AR Reports	Program	Interest Invoice Creation Process	Regional Localizations
Czech Receivables	Czech AR Reports	Program	Receivables Credit Balance Report	Regional Localizations
Czech Receivables	Czech AR Reports	Program	Contra Netting Report	Regional Localizations
Czech Receivables	Czech AR Reports	Program	Regional Invoice Format	Regional Localizations

Responsibility	Request Group	Type	Report / Report Set Name	Application
Czech Receivables	Czech AR Reports	Set	Customer Balances Detail	Regional Localizations
Czech Receivables	Czech AR Reports	Set	Customer Balances Detail (180)	Regional Localizations
Czech Receivables	Czech AR Reports	Set	Customer Balances Summary	Regional Localizations
Czech Receivables	Czech AR Reports	Program	RX-only: Tax Reconciliation by Taxable Account	Regional Localizations
Czech Receivables	Czech AR Reports	Program	Publish Tax Reconciliation by Taxable Account	Regional Localizations
Czech General Ledger	Czech GL Reports	Program	Czech Tax Return Source Report	European Localizations
Czech General Ledger	Czech GL Reports	Program	General Ledger Automatic Reconciliation	Regional Localizations
Czech General Ledger	Czech GL Reports	Program	Statutory Trial Balance Report	Regional Localizations
Czech General Ledger	Czech GL Reports	Program	Allocate Journals	Regional Localizations
Czech General Ledger	Czech GL Reports	Program	Validate Allocation Rule Sets	Regional Localizations
Czech General Ledger	Czech GL Reports	Program	Unallocate Journals	Regional Localizations
Czech General Ledger	Czech GL Reports	Program	Journal Allocation - Rule Set Listing	Regional Localizations
Czech General Ledger	Czech GL Reports	Program	General Ledger Unreconciled Transactions Report	Regional Localizations
Czech General Ledger	Czech GL Reports	Program	General Ledger Reconciled Transactions Report	Regional Localizations
Czech General Ledger	Czech GL Reports	Program	RX-only: Tax Reconciliation by Taxable Account	Regional Localizations

Report Security Groups for Denmark

This table contains information about report security groups for Denmark.

Responsibility	Request Group	Type	Report / Report Set Name	Application
Danish Payables	Danish AP Reports	Program	Subledger Balance Maintenance for Payables Accounting Periods	Regional Localizations
Danish Payables	Danish AP Reports	Set	Supplier Balances Detail	Regional Localizations
Danish Payables	Danish AP Reports	Set	Supplier Balances Detail (180)	Regional Localizations
Danish Payables	Danish AP Reports	Set	Supplier Balances Summary	Regional Localizations
Danish Payables	Danish AP Reports	Program	RX-only: Tax Reconciliation by Taxable Account	Regional Localizations
Danish Payables	Danish AP Reports	Program	Publish Tax Reconciliation by Taxable Account	Regional Localizations
Danish Receivables	Danish AR Reports	Program	Subledger Balance Maintenance for Receivables Accounting Periods	Regional Localizations
Danish Receivables	Danish AR Reports	Program	Interest Invoice Creation Process	Regional Localizations
Danish Receivables	Danish AR Reports	Program	Regional Invoice Format	Regional Localizations
Danish Receivables	Danish AR Reports	Set	Customer Balances Detail	Regional Localizations
Danish Receivables	Danish AR Reports	Set	Customer Balances Detail (180)	Regional Localizations
Danish Receivables	Danish AR Reports	Set	Customer Balances Summary	Regional Localizations
Danish Receivables	Danish AR Reports	Program	RX-only: Tax Reconciliation by Taxable Account	Regional Localizations
Danish Receivables	Danish AR Reports	Program	Publish Tax Reconciliation by Taxable Account	Regional Localizations
Danish General Ledger	Danish GL Reports	Program	General Ledger Automatic Reconciliation	Regional Localizations

Responsibility	Request Group	Type	Report / Report Set Name	Application
Danish General Ledger	Danish GL Reports	Program	Statutory Trial Balance Report	Regional Localizations
Danish General Ledger	Danish GL Reports	Program	Allocate Journals	Regional Localizations
Danish General Ledger	Danish GL Reports	Program	Validate Allocation Rule Sets	Regional Localizations
Danish General Ledger	Danish GL Reports	Program	Unallocate Journals	Regional Localizations
Danish General Ledger	Danish GL Reports	Program	Journal Allocation - Rule Set Listing	Regional Localizations
Danish General Ledger	Danish GL Reports	Program	General Ledger Unreconciled Transactions Report	Regional Localizations
Danish General Ledger	Danish GL Reports	Program	General Ledger Reconciled Transactions Report	Regional Localizations
Danish General Ledger	Danish GL Reports	Program	RX-only: Tax Reconciliation by Taxable Account	Regional Localizations
Danish General Ledger	Danish GL Reports	Program	Publish Tax Reconciliation by Taxable Account	Regional Localizations
Danish General Ledger	Danish GL Reports	Program	Regional Account Analysis Report	Regional Localizations
Danish General Ledger	Danish GL Reports	Program	RX-only: General Ledger Unreconciled Transactions Report	Regional Localizations
Danish General Ledger	Danish GL Reports	Program	RX-only: General Ledger Reconciled Transactions Report	Regional Localizations

Report Security Groups for Finland

This table contains information about report security groups for Finland.

Responsibility	Request Group	Type	Report / Report Set Name	Application
Finnish Payables	Finnish AP Reports	Program	Finnish Payables Account by Detail	European Localizations
Finnish Payables	Finnish AP Reports	Program	Finnish Cash Requirement Report	European Localizations
Finnish Payables	Finnish AP Reports	Program	Subledger Balance Maintenance for Payables Accounting Periods	Regional Localizations
Finnish Payables	Finnish AP Reports	Set	Supplier Balances Detail	Regional Localizations
Finnish Payables	Finnish AP Reports	Set	Supplier Balances Detail (180)	Regional Localizations
Finnish Payables	Finnish AP Reports	Set	Supplier Balances Summary	Regional Localizations
Finnish Payables	Finnish AP Reports	Program	RX-only: Tax Reconciliation by Taxable Account	Regional Localizations
Finnish Payables	Finnish AP Reports	Program	Publish Tax Reconciliation by Taxable Account	Regional Localizations
Finnish Receivables	Finnish AR Reports	Program	Subledger Balance Maintenance for Receivables Accounting Periods	Regional Localizations
Finnish Receivables	Finnish AR Reports	Program	Interest Invoice Creation Process	Regional Localizations
Finnish Receivables	Finnish AR Reports	Program	Regional Invoice Format	Regional Localizations
Finnish Receivables	Finnish AR Reports	Set	Customer Balances Detail	Regional Localizations
Finnish Receivables	Finnish AR Reports	Set	Customer Balances Detail (180)	Regional Localizations
Finnish Receivables	Finnish AR Reports	Set	Customer Balances Summary	Regional Localizations
Finnish Receivables	Finnish AR Reports	Program	RX-only: Tax Reconciliation by Taxable Account	Regional Localizations

Responsibility	Request Group	Type	Report / Report Set Name	Application
Finnish Receivables	Finnish AR Reports	Program	Publish Tax Reconciliation by Taxable Account	Regional Localizations
Finnish General Ledger	Finnish GL Reports	Program	Finnish Account Analysis Detail	European Localizations
Finnish General Ledger	Finnish GL Reports	Program	Finnish Daily Journal Book	European Localizations
Finnish General Ledger	Finnish GL Reports	Program	General Ledger Automatic Reconciliation	Regional Localizations
Finnish General Ledger	Finnish GL Reports	Program	Statutory Trial Balance Report	Regional Localizations
Finnish General Ledger	Finnish GL Reports	Program	Allocate Journals	Regional Localizations
Finnish General Ledger	Finnish GL Reports	Program	Validate Allocation Rule Sets	Regional Localizations
Finnish General Ledger	Finnish GL Reports	Program	Unallocate Journals	Regional Localizations
Finnish General Ledger	Finnish GL Reports	Program	Journal Allocation - Rule Set Listing	Regional Localizations
Finnish General Ledger	Finnish GL Reports	Program	General Ledger Unreconciled Transactions Report	Regional Localizations
Finnish General Ledger	Finnish GL Reports	Program	General Ledger Reconciled Transactions Report	Regional Localizations
Finnish General Ledger	Finnish GL Reports	Program	RX-only: Tax Reconciliation by Taxable Account	Regional Localizations
Finnish General Ledger	Finnish GL Reports	Program	Publish Tax Reconciliation by Taxable Account	Regional Localizations
Finnish General Ledger	Finnish GL Reports	Program	Regional Account Analysis Report	Regional Localizations
Finnish General Ledger	Finnish GL Reports	Program	RX-only: General Ledger Unreconciled Transactions Report	Regional Localizations
Finnish General Ledger	Finnish GL Reports	Program	RX-only: General Ledger Reconciled Transactions Report	Regional Localizations

Report Security Groups for France

This table contains information about report security groups for France.

Responsibility	Request Group	Type	Report / Report Set Name	Application
French Payables	French AP Reports	Program	French First Dunning Letter	European Localizations
French Payables	French AP Reports	Program	French Second Dunning Letter	European Localizations
French Payables	French AP Reports	Program	French DAS2 Purge Program	European Localizations
French Payables	French AP Reports	Program	French DAS2 Type 210 Updates	European Localizations
French Payables	French AP Reports	Program	French DAS2 Extract File	European Localizations
French Payables	French AP Reports	Program	French DAS2 Consultant Letters	European Localizations
French Payables	French AP Reports	Program	French DAS2 Verification Report	European Localizations
French Payables	French AP Reports	Program	French Deductible VAT Declaration Report	European Localizations
French Payables	French AP Reports	Program	RX-only: Tax Reconciliation by Taxable Account	Regional Localizations
French Payables	French AP Reports	Program	Publish Tax Reconciliation by Taxable Account	Regional Localizations
French General Ledger	French GL Reports	Program	General Ledger Automatic Reconciliation	Regional Localizations
French General Ledger	French GL Reports	Program	Statutory Trial Balance Report	Regional Localizations
French General Ledger	French GL Reports	Program	Allocate Journals	Regional Localizations
French General Ledger	French GL Reports	Program	Validate Allocation Rule Sets	Regional Localizations
French General Ledger	French GL Reports	Program	Unallocate Journals	Regional Localizations

Responsibility	Request Group	Type	Report / Report Set Name	Application
French General Ledger	French GL Reports	Program	Journal Allocation - Rule Set Listing	Regional Localizations
French General Ledger	French GL Reports	Program	General Ledger Unreconciled Transactions Report	Regional Localizations
French General Ledger	French GL Reports	Program	General Ledger Reconciled Transactions Report	Regional Localizations
French General Ledger	French GL Reports	Program	RX-only: Tax Reconciliation by Taxable Account	Regional Localizations
French General Ledger	French GL Reports	Program	Publish Tax Reconciliation by Taxable Account	Regional Localizations
French General Ledger	French GL Reports	Program	Regional Account Analysis Report	Regional Localizations
French General Ledger	French GL Reports	Program	RX-only: General Ledger Unreconciled Transactions Report	Regional Localizations
French General Ledger	French GL Reports	Program	RX-only: General Ledger Reconciled Transactions Report	Regional Localizations

Report Security Groups for Germany

This table contains information about report security groups for Germany.

Responsibility	Request Group	Type	Report / Report Set Name	Application
German Payables	German AP Reports	Program	German Payables Separate Payment Letter	Oracle Payables
German Payables	German AP Reports	Program	German Payables VAT Reconciliation Detail Report	European Localizations
German Payables	German AP Reports	Program	German Domestic EFT Letter	European Localizations
German Payables	German AP Reports	Program	German International EFT Letter	European Localizations
German Payables	German AP Reports	Program	Subledger Balance Maintenance for Payables Accounting Periods	Regional Localizations
German Payables	German AP Reports	Program	Payables Credit Balance Report	Regional Localizations
German Payables	German AP Reports	Set	Supplier Balances Detail	Regional Localizations
German Payables	German AP Reports	Set	Supplier Balances Detail (180)	Regional Localizations
German Payables	German AP Reports	Set	Supplier Balances Summary	Regional Localizations
German Payables	German AP Reports	Program	RX-only: Tax Reconciliation by Taxable Account	Regional Localizations
German Payables	German AP Reports	Program	Publish Tax Reconciliation by Taxable Account	Regional Localizations
German Receivables	German AR Reports	Program	German Receivables Direct Debit Letter	European Localizations
German Receivables	German AR Reports	Program	German VAT for On-Account Receipts	European Localizations
German Receivables	German AR Reports	Program	German Receivables Separate Payment Letter	European Localizations
German Receivables	German AR Reports	Program	Subledger Balance Maintenance for Receivables Accounting Periods	Regional Localizations

Responsibility	Request Group	Type	Report / Report Set Name	Application
German Receivables	German AR Reports	Program	Receivables Credit Balance Report	Regional Localizations
German Receivables	German AR Reports	Program	Contra Netting Report	Regional Localizations
German Receivables	German AR Reports	Program	Regional Invoice Format	Regional Localizations
German Receivables	German AR Reports	Set	Customer Balances Detail	Regional Localizations
German Receivables	German AR Reports	Set	Customer Balances Detail (180)	Regional Localizations
German Receivables	German AR Reports	Set	Customer Balances Summary	Regional Localizations
German Receivables	German AR Reports	Program	RX-only: Tax Reconciliation by Taxable Account	Regional Localizations
German Receivables	German AR Reports	Program	Publish Tax Reconciliation by Taxable Account	Regional Localizations
German General Ledger	German GL Reports	Program	General Ledger Automatic Reconciliation	Regional Localizations
German General Ledger	German GL Reports	Program	Statutory Trial Balance Report	Regional Localizations
German General Ledger	German GL Reports	Program	Allocate Journals	Regional Localizations
German General Ledger	German GL Reports	Program	Validate Allocation Rule Sets	Regional Localizations
German General Ledger	German GL Reports	Program	Unallocate Journals	Regional Localizations
German General Ledger	German GL Reports	Program	Journal Allocation - Rule Set Listing	Regional Localizations
German General Ledger	German GL Reports	Program	General Ledger Unreconciled Transactions Report	Regional Localizations
German General Ledger	German GL Reports	Program	General Ledger Reconciled Transactions Report	Regional Localizations
German General Ledger	German GL Reports	Program	RX-only: Tax Reconciliation by Taxable Account	Regional Localizations

Responsibility	Request Group	Type	Report / Report Set Name	Application
German General Ledger	German GL Reports	Program	Publish Tax Reconciliation by Taxable Account	Regional Localizations
German General Ledger	German GL Reports	Program	Regional Account Analysis Report	Regional Localizations
German General Ledger	German GL Reports	Program	RX-only: General Ledger Unreconciled Transactions Report	Regional Localizations
German General Ledger	German GL Reports	Program	RX-only: General Ledger Reconciled Transactions Report	Regional Localizations

Report Security Groups for Greece

This table contains information about report security groups for Greece.

Responsibility	Request Group	Type	Report / Report Set Name	Application
Greek Payables	Greek AP Reports	Program	Greek Statutory Report Headings	European Localizations
Greek Payables	Greek AP Reports	Set	Greek Payables Supplier Turnover Report Set	European Localizations
Greek Payables	Greek AP Reports	Program	RX-only: Tax Reconciliation by Taxable Account	Regional Localizations
Greek Payables	Greek AP Reports	Program	Publish Tax Reconciliation by Taxable Account	Regional Localizations
Greek Receivables	Greek AR Reports	Program	Greek Statutory Report Headings	European Localizations
Greek Receivables	Greek AR Reports	Set	Greek Receivables Customer Turnover Report Set	European Localizations
Greek Receivables	Greek AR Reports	Program	RX-only: Tax Reconciliation by Taxable Account	Regional Localizations
Greek Receivables	Greek AR Reports	Program	Publish Tax Reconciliation by Taxable Account	Regional Localizations
Greek Assets	Greek FA Reports	Program	Statutory Asset Ledger Report	Regional Localizations
Greek Assets	Greek FA Reports	Program	Statutory Asset Cost/Reserve Detail Report	Regional Localizations
Greek General Ledger	Greek GL Reports	Program	Greek Fiscal Trial Balance Report	European Localizations
Greek General Ledger	Greek GL Reports	Program	Greek Fiscal Trial Balance File	European Localizations
Greek General Ledger	Greek GL Reports	Program	Greek Statutory Report Headings	European Localizations
Greek General Ledger	Greek GL Reports	Program	General Ledger Automatic Reconciliation	Regional Localizations
Greek General Ledger	Greek GL Reports	Program	Statutory Trial Balance Report	Regional Localizations

Report Security Groups for Greece

Responsibility	Request Group	Type	Report / Report Set Name	Application
Greek General Ledger	Greek GL Reports	Program	Allocate Journals	Regional Localizations
Greek General Ledger	Greek GL Reports	Program	Validate Allocation Rule Sets	Regional Localizations
Greek General Ledger	Greek GL Reports	Program	Unallocate Journals	Regional Localizations
Greek General Ledger	Greek GL Reports	Program	Journal Allocation - Rule Set Listing	Regional Localizations
Greek General Ledger	Greek GL Reports	Program	General Ledger Unreconciled Transactions Report	Regional Localizations
Greek General Ledger	Greek GL Reports	Program	General Ledger Reconciled Transactions Report	Regional Localizations
Greek General Ledger	Greek GL Reports	Program	RX-only: Tax Reconciliation by Taxable Account	Regional Localizations
Greek General Ledger	Greek GL Reports	Program	Publish Tax Reconciliation by Taxable Account	Regional Localizations
Greek General Ledger	Greek GL Reports	Program	Regional Account Analysis Report	Regional Localizations
Greek General Ledger	Greek GL Reports	Program	RX-only: General Ledger Unreconciled Transactions Report	Regional Localizations
Greek General Ledger	Greek GL Reports	Program	RX-only: General Ledger Reconciled Transactions Report	Regional Localizations

Report Security Groups for Hungary

This table contains information about report security groups for Hungary.

Responsibility	Request Group	Type	Report / Report Set Name	Application
Hungarian Payables	Hungarian AP Reports	Program	Hungarian Purchases VAT Register	European Localizations
Hungarian Payables	Hungarian AP Reports	Program	Hungarian Payables Invoice Aging Report	European Localizations
Hungarian Payables	Hungarian AP Reports	Program	Hungarian Open Items Revaluation Report	European Localizations
Hungarian Payables	Hungarian AP Reports	Program	Subledger Balance Maintenance for Payables Accounting Periods	Regional Localizations
Hungarian Payables	Hungarian AP Reports	Set	Supplier Balances Detail	Regional Localizations
Hungarian Payables	Hungarian AP Reports	Set	Supplier Balances Detail (180)	Regional Localizations
Hungarian Payables	Hungarian AP Reports	Set	Supplier Balances Summary	Regional Localizations
Hungarian Payables	Hungarian AP Reports	Program	RX-only: Tax Reconciliation by Taxable Account	Regional Localizations
Hungarian Payables	Hungarian AP Reports	Program	Publish Tax Reconciliation by Taxable Account	Regional Localizations
Hungarian Receivables	Hungarian AR Reports	Program	Hungarian Open Items Revaluation Report	Oracle Receivables
Hungarian Receivables	Hungarian AR Reports	Program	Hungarian Sales VAT Register	European Localizations
Hungarian Receivables	Hungarian AR Reports	Program	Subledger Balance Maintenance for Receivables Accounting Periods	Regional Localizations
Hungarian Receivables	Hungarian AR Reports	Program	Interest Invoice Creation Process	Regional Localizations
Hungarian Receivables	Hungarian AR Reports	Program	Regional Invoice Format	Regional Localizations
Hungarian Receivables	Hungarian AR Reports	Set	Customer Balances Detail	Regional Localizations

Report Security Groups for Hungary

Responsibility	Request Group	Type	Report / Report Set Name	Application
Hungarian Receivables	Hungarian AR Reports	Set	Customer Balances Detail (180)	Regional Localizations
Hungarian Receivables	Hungarian AR Reports	Set	Customer Balances Summary	Regional Localizations
Hungarian Receivables	Hungarian AR Reports	Program	RX-only: Tax Reconciliation by Taxable Account	Regional Localizations
Hungarian Receivables	Hungarian AR Reports	Program	Publish Tax Reconciliation by Taxable Account	Regional Localizations
Hungarian Cash Management	Hungarian Cash Mgmt Reports	Program	Hungarian Cash in Transit Report	European Localizations
Hungarian Assets	Hungarian FA Reports	Program	Hungarian Accumulated Depreciation Movement Schedule	European Localizations
Hungarian Assets	Hungarian FA Reports	Program	Hungarian Asset Movement Schedule: Gross Changes	European Localizations
Hungarian Assets	Hungarian FA Reports	Program	Hungarian Depreciation Analysis	European Localizations
Hungarian Assets	Hungarian FA Reports	Program	Statutory Asset Ledger Report	Regional Localizations
Hungarian Oracle Assets	Hungarian FA Reports	Program	Statutory Asset Cost/Reserve Detail Report	Regional Localizations
Hungarian General Ledger	Hungarian GL Reports	Program	General Ledger Automatic Reconciliation	Regional Localizations
Hungarian General Ledger	Hungarian GL Reports	Program	Statutory Trial Balance Report	Regional Localizations
Hungarian General Ledger	Hungarian GL Reports	Program	Allocate Journals	Regional Localizations

Report Security Groups for Italy

This table contains information about report security groups for Italy.

Responsibility	Request Group	Type	Report / Report Set Name	Application
Italian Payables	Italian AP Reports	Program	Italian Purchase VAT Register	European Localizations
Italian Payables	Italian AP Reports	Program	Italian Payables Sales VAT Register (Self Invoices, EU VAT)	European Localizations
Italian Payables	Italian AP Reports	Program	Italian Payables Summary VAT Report	European Localizations
Italian Payables	Italian AP Reports	Program	Italian Payables Exemption Letter Process	European Localizations
Italian Payables	Italian AP Reports	Program	Italian Payables Exemption Letter Register	European Localizations
Italian Payables	Italian AP Reports	Program	Italian Statutory Report Headings	European Localizations
Italian Payables	Italian AP Reports	Program	RX-only: Tax Reconciliation by Taxable Account	Regional Localizations
Italian Payables	Italian AP Reports	Program	Publish Tax Reconciliation by Taxable Account	Regional Localizations
Italian Receivables	Italian AR Reports	Program	Italian Receivables Sales VAT Register	European Localizations
Italian Receivables	Italian AR Reports	Program	Italian Receivables Deferred VAT Register	European Localizations
Italian Receivables	Italian AR Reports	Program	Italian Statutory Report Headings	European Localizations
Italian Receivables	Italian AR Reports	Program	RX-only: Tax Reconciliation by Taxable Account	Regional Localizations
Italian Receivables	Italian AR Reports	Program	Publish Tax Reconciliation by Taxable Account	Regional Localizations
Italian Assets	Italian FA Reports	Program	Italian Assets Register	European Localizations
Italian Assets	Italian FA Reports	Program	Statutory Asset Ledger Report	Regional Localizations

Report Security Groups for Italy

Responsibility	Request Group	Type	Report / Report Set Name	Application
Italian Assets	Italian FA Reports	Program	Statutory Asset Cost/Reserve Detail Report	Regional Localizations
Italian General Ledger	Italian GL Reports	Program	Italian Statutory Report Headings	European Localizations
Italian General Ledger	Italian GL Reports	Program	General Ledger Automatic Reconciliation	Regional Localizations
Italian General Ledger	Italian GL Reports	Program	Statutory Trial Balance Report	Regional Localizations
Italian General Ledger	Italian GL Reports	Program	Allocate Journals	Regional Localizations
Italian General Ledger	Italian GL Reports	Program	Validate Allocation Rule Sets	Regional Localizations
Italian General Ledger	Italian GL Reports	Program	Unallocate Journals	Regional Localizations
Italian General Ledger	Italian GL Reports	Program	Journal Allocation - Rule Set Listing	Regional Localizations
Italian General Ledger	Italian GL Reports	Program	General Ledger Unreconciled Transactions Report	Regional Localizations
Italian General Ledger	Italian GL Reports	Program	General Ledger Reconciled Transactions Report	Regional Localizations
Italian General Ledger	Italian GL Reports	Program	RX-only: Tax Reconciliation by Taxable Account	Regional Localizations
Italian General Ledger	Italian GL Reports	Program	Publish Tax Reconciliation by Taxable Account	Regional Localizations
Italian General Ledger	Italian GL Reports	Program	Regional Account Analysis Report	Regional Localizations
Italian General Ledger	Italian GL Reports	Program	RX-only: General Ledger Unreconciled Transactions Report	Regional Localizations
Italian General Ledger	Italian GL Reports	Program	RX-only: General Ledger Reconciled Transactions Report	Regional Localizations
Italian Inventory	Italian Inventory Reports	Program	Italian Inventory Packing Slip Report	European Localizations
Italian Purchasing	Italian Purchasing Reports	Program	Italian Purchasing Packing Slip	European Localizations

Report Security Groups for the Netherlands

This table contains information about report security groups for the Netherlands.

Responsibility	Request Group	Type	Report / Report Set Name	Application
Netherlands Payables	Netherlands AP Reports	Program	Subledger Balance Maintenance for Payables Accounting Periods	Regional Localizations
Netherlands Payables	Netherlands AP Reports	Set	Supplier Balances Detail	Regional Localizations
Netherlands Payables	Netherlands AP Reports	Set	Supplier Balances Detail (180)	Regional Localizations
Netherlands Payables	Netherlands AP Reports	Set	Supplier Balances Summary	Regional Localizations
Netherlands Payables	Netherlands AP Reports	Program	RX-only: Tax Reconciliation by Taxable Account	Regional Localizations
Netherlands Payables	Netherlands AP Reports	Program	Publish Tax Reconciliation by Taxable Account	Regional Localizations
Netherlands General Ledger	Netherland GL Report	Program	General Ledger Automatic Reconciliation	Regional Localizations
Netherlands General Ledger	Netherland GL Report	Program	Statutory Trial Balance Report	Regional Localizations
Netherlands General Ledger	Netherland GL Report	Program	Allocate Journals	Regional Localizations
Netherlands General Ledger	Netherland GL Report	Program	Validate Allocation Rule Sets	Regional Localizations
Netherlands General Ledger	Netherland GL Report	Program	Unallocate Journals	Regional Localizations
Netherlands General Ledger	Netherland GL Report	Program	Journal Allocation - Rule Set Listing	Regional Localizations
Netherlands General Ledger	Netherland GL Report	Program	General Ledger Unreconciled Transactions Report	Regional Localizations
Netherlands General Ledger	Netherland GL Report	Program	General Ledger Reconciled Transactions Report	Regional Localizations
Netherlands General Ledger	Netherland GL Report	Program	RX-only: Tax Reconciliation by Taxable Account	Regional Localizations

Report Security Groups for the Netherlands

Responsibility	Request Group	Type	Report / Report Set Name	Application
Netherlands General Ledger	Netherland GL Report	Program	Publish Tax Reconciliation by Taxable Account	Regional Localizations
Netherlands General Ledger	Netherland GL Report	Program	Regional Account Analysis Report	Regional Localizations
Netherlands General Ledger	Netherland GL Report	Program	RX-only: General Ledger Unreconciled Transactions Report	Regional Localizations
Netherlands General Ledger	Netherland GL Report	Program	RX-only: General Ledger Reconciled Transactions Report	Regional Localizations

Report Security Groups for Norway

This table contains information about report security groups for Norway.

Responsibility	Request Group	Type	Report / Report Set Name	Application
Norwegian Payables	Norwegian AP Reports	Program	Norwegian Telepay File Validation	European Localizations
Norwegian Payables	Norwegian AP Reports	Program	Norwegian Telepay File Validation - Loader	European Localizations
Norwegian Payables	Norwegian AP Reports	Program	Norwegian Investment Tax Generate	European Localizations
Norwegian Payables	Norwegian AP Reports	Program	Subledger Balance Maintenance for Payables Accounting Periods	Regional Localizations
Norwegian Payables	Norwegian AP Reports	Set	Supplier Balances Detail	Regional Localizations
Norwegian Payables	Norwegian AP Reports	Set	Supplier Balances Detail (180)	Regional Localizations
Norwegian Payables	Norwegian AP Reports	Set	Supplier Balances Summary	Regional Localizations
Norwegian Payables	Norwegian AP Reports	Program	RX-only: Tax Reconciliation by Taxable Account	Regional Localizations
Norwegian Payables	Norwegian AP Reports	Program	Publish Tax Reconciliation by Taxable Account	Regional Localizations
Norwegian Receivables	Norwegian AR Reports	Program	Norwegian Investment Tax Generate	European Localizations
Norwegian Receivables	Norwegian AR Reports	Program	Subledger Balance Maintenance for Receivables Accounting Periods	Regional Localizations
Norwegian Receivables	Norwegian AR Reports	Program	Interest Invoice Creation Process	Regional Localizations
Norwegian Receivables	Norwegian AR Reports	Program	Regional Invoice Format	Regional Localizations
Norwegian Receivables	Norwegian AR Reports	Set	Customer Balances Detail	Regional Localizations
Norwegian Receivables	Norwegian AR Reports	Set	Customer Balances Detail (180)	Regional Localizations

Responsibility	Request Group	Type	Report / Report Set Name	Application
Norwegian Receivables	Norwegian AR Reports	Set	Customer Balances Summary	Regional Localizations
Norwegian Receivables	Norwegian AR Reports	Program	RX-only: Tax Reconciliation by Taxable Account	Regional Localizations
Norwegian Receivables	Norwegian AR Reports	Program	Publish Tax Reconciliation by Taxable Account	Regional Localizations
Norwegian General Ledger	Norwegian GL Reports	Program	Norwegian VAT Journal	European Localizations
Norwegian General Ledger	Norwegian GL Reports	Program	General Ledger Automatic Reconciliation	Regional Localizations
Norwegian General Ledger	Norwegian GL Reports	Program	Statutory Trial Balance Report	Regional Localizations
Norwegian General Ledger	Norwegian GL Reports	Program	Allocate Journals	Regional Localizations
Norwegian General Ledger	Norwegian GL Reports	Program	Validate Allocation Rule Sets	Regional Localizations
Norwegian General Ledger	Norwegian GL Reports	Program	Unallocate Journals	Regional Localizations
Norwegian General Ledger	Norwegian GL Reports	Program	Journal Allocation - Rule Set Listing	Regional Localizations
Norwegian General Ledger	Norwegian GL Reports	Program	General Ledger Unreconciled Transactions Report	Regional Localizations
Norwegian General Ledger	Norwegian GL Reports	Program	General Ledger Reconciled Transactions Report	Regional Localizations
Norwegian General Ledger	Norwegian GL Reports	Program	RX-only: Tax Reconciliation by Taxable Account	Regional Localizations

Report Security Groups for Poland

This table contains information about report security groups for Poland.

Responsibility	Request Group	Type	Report / Report Set Name	Application
Polish Payables	Polish AP Reports	Program	Polish Purchases VAT Register	European Localizations
Polish Payables	Polish AP Reports	Program	Subledger Balance Maintenance for Payables Accounting Periods	Regional Localizations
Polish Payables	Polish AP Reports	Set	Supplier Balances Detail	Regional Localizations
Polish Payables	Polish AP Reports	Set	Supplier Balances Detail (180)	Regional Localizations
Polish Payables	Polish AP Reports	Set	Supplier Balances Summary	Regional Localizations
Polish Payables	Polish AP Reports	Program	RX-only: Tax Reconciliation by Taxable Account	Regional Localizations
Polish Payables	Polish AP Reports	Program	Publish Tax Reconciliation by Taxable Account	Regional Localizations
Polish Receivables	Polish AR Reports	Program	Polish Sales VAT Register	European Localizations
Polish Receivables	Polish AR Reports	Program	Subledger Balance Maintenance for Receivables Accounting Periods	Regional Localizations
Polish Receivables	Polish AR Reports	Program	Interest Invoice Creation Process	Regional Localizations
Polish Receivables	Polish AR Reports	Program	Regional Invoice Format	Regional Localizations
Polish Receivables	Polish AR Reports	Set	Customer Balances Detail	Regional Localizations
Polish Receivables	Polish AR Reports	Set	Customer Balances Detail (180)	Regional Localizations
Polish Receivables	Polish AR Reports	Set	Customer Balances Summary	Regional Localizations
Polish Receivables	Polish AR Reports	Program	RX-only: Tax Reconciliation by Taxable Account	Regional Localizations

Report Security Groups for Poland

Responsibility	Request Group	Type	Report / Report Set Name	Application
Polish Receivables	Polish AR Reports	Program	Publish Tax Reconciliation by Taxable Account	Regional Localizations
Polish General Ledger	Polish GL Reports	Program	Polish Journal Ledger	European Localizations
Polish General Ledger	Polish GL Reports	Program	General Ledger Automatic Reconciliation	Regional Localizations
Polish General Ledger	Polish GL Reports	Program	Statutory Trial Balance Report	Regional Localizations
Polish General Ledger	Polish GL Reports	Program	Allocate Journals	Regional Localizations
Polish General Ledger	Polish GL Reports	Program	Validate Allocation Rule Sets	Regional Localizations
Polish General Ledger	Polish GL Reports	Program	Unallocate Journals	Regional Localizations
Polish General Ledger	Polish GL Reports	Program	Journal Allocation - Rule Set Listing	Regional Localizations
Polish General Ledger	Polish GL Reports	Program	General Ledger Unreconciled Transactions Report	Regional Localizations
Polish General Ledger	Polish GL Reports	Program	Journal lines global descriptive flexfield synchronization	Regional Localizations
Polish General Ledger	Polish GL Reports	Program	General Ledger Reconciled Transactions Report	Regional Localizations
Polish General Ledger	Polish GL Reports	Program	RX-only: Tax Reconciliation by Taxable Account	Regional Localizations
Polish General Ledger	Polish GL Reports	Program	Publish Tax Reconciliation by Taxable Account	Regional Localizations
Polish General Ledger	Polish GL Reports	Program	Regional Account Analysis Report	Regional Localizations
Polish General Ledger	Polish GL Reports	Program	RX-only: General Ledger Unreconciled Transactions Report	Regional Localizations
Polish General Ledger	Polish GL Reports	Program	RX-only: General Ledger Reconciled Transactions Report	Regional Localizations

Report Security Groups for Portugal

This table contains information about report security groups for Portugal.

Responsibility	Request Group	Type	Report / Report Set Name	Application
Portuguese Payables	Portuguese AP Reports	Program	Portuguese EFT Listing	European Localizations
Portuguese Payables	Portuguese AP Reports	Program	Portuguese Payables Taxpayer ID Exception Report	European Localizations
Portuguese Payables	Portuguese AP Reports	Program	Portuguese Suppliers Recapitulative Extract File	European Localizations
Portuguese Payables	Portuguese AP Reports	Program	Portuguese Suppliers Recapitulative Report	European Localizations
Portuguese Payables	Portuguese AP Reports	Program	RX-only: Tax Reconciliation by Taxable Account	Regional Localizations
Portuguese Payables	Portuguese AP Reports	Program	Publish Tax Reconciliation by Taxable Account	Regional Localizations
Portuguese Receivables	Portuguese AR Reports	Program	Regional Invoice Format	Regional Localizations
Portuguese Receivables	Portuguese AR Reports	Program	Portuguese Customers Recapitulative Extract File	European Localizations
Portuguese Receivables	Portuguese AR Reports	Program	Portuguese Receivables Direct Debit File Listing	European Localizations
Portuguese Receivables	Portuguese AR Reports	Program	Portuguese Customers Recapitulative Report	European Localizations
Portuguese Receivables	Portuguese AR Reports	Program	Portuguese Receivables Taxpayer ID Exception Report	European Localizations
Portuguese Receivables	Portuguese AR Reports	Program	RX-only: Tax Reconciliation by Taxable Account	Regional Localizations
Portuguese Receivables	Portuguese AR Reports	Program	Publish Tax Reconciliation by Taxable Account	Regional Localizations
Portuguese General Ledger	Portuguese GL Reports	Program	Portuguese Annual VAT Report	European Localizations
Portuguese General Ledger	Portuguese GL Reports	Program	Portuguese General Ledger Begin Year Trial Balance	European Localizations

Report Security Groups for Portugal

Responsibility	Request Group	Type	Report / Report Set Name	Application
Portuguese General Ledger	Portuguese GL Reports	Program	Portuguese General Ledger Detail Trial Balance	European Localizations
Portuguese General Ledger	Portuguese GL Reports	Program	Portuguese General Ledger End Year Trial Balance	European Localizations
Portuguese General Ledger	Portuguese GL Reports	Program	Portuguese General Ledger Results Trial Balance	European Localizations
Portuguese General Ledger	Portuguese GL Reports	Program	Portuguese General Ledger Summary Trial Balance	European Localizations
Portuguese General Ledger	Portuguese GL Reports	Program	Portuguese Periodic VAT Report	European Localizations
Portuguese General Ledger	Portuguese GL Reports	Program	General Ledger Automatic Reconciliation	Regional Localizations
Portuguese General Ledger	Portuguese GL Reports	Program	Statutory Trial Balance Report	Regional Localizations
Portuguese General Ledger	Portuguese GL Reports	Program	Allocate Journals	Regional Localizations
Portuguese General Ledger	Portuguese GL Reports	Program	Validate Allocation Rule Sets	Regional Localizations
Portuguese General Ledger	Portuguese GL Reports	Program	Unallocate Journals	Regional Localizations
Portuguese General Ledger	Portuguese GL Reports	Program	Journal Allocation - Rule Set Listing	Regional Localizations
Portuguese General Ledger	Portuguese GL Reports	Program	General Ledger Unreconciled Transactions Report	Regional Localizations
Portuguese General Ledger	Portuguese GL Reports	Program	General Ledger Reconciled Transactions Report	Regional Localizations
Portuguese General Ledger	Portuguese GL Reports	Program	RX-only: Tax Reconciliation by Taxable Account	Regional Localizations
Portuguese General Ledger	Portuguese GL Reports	Program	Publish Tax Reconciliation by Taxable Account	Regional Localizations
Portuguese General Ledger	Portuguese GL Reports	Program	Regional Account Analysis Report	Regional Localizations
Portuguese General Ledger	Portuguese GL Reports	Program	RX-only: General Ledger Unreconciled Transactions Report	Regional Localizations

Responsibility	Request Group	Type	Report / Report Set Name	Application
Portuguese General Ledger	Portuguese GL Reports	Program	RX-only: General Ledger Reconciled Transactions Report	Regional Localizations

Report Security Groups for Spain

This table contains information about report security groups for Spain.

Responsibility	Request Group	Type	Report / Report Set Name	Application
Spanish Payables	Spanish AP Reports	Program	Spanish Input VAT Journal Report	European Localizations
Spanish Payables	Spanish AP Reports	Program	Spanish Withholding Tax Report	European Localizations
Spanish Payables	Spanish AP Reports	Program	Spanish Inter-EU Invoices Journal Report	European Localizations
Spanish Payables	Spanish AP Reports	Program	Spanish Withholding Tax Magnetic Format (Modelo 190)	European Localizations
Spanish Payables	Spanish AP Reports	Program	Spanish Withholding Tax Data Extract (Modelo 190)	European Localizations
Spanish Payables	Spanish AP Reports	Program	Spanish Payables Operations with Third Parties Data Extract (Modelo 347)	European Localizations
Spanish Payables	Spanish AP Reports	Program	Spanish Operations with Third Parties Magnetic Format (Modelo 347)	European Localizations
Spanish Payables	Spanish AP Reports	Program	Spanish Payables Inter-EU Operations Summary Data Extract (Modelo 349)	European Localizations
Spanish Payables	Spanish AP Reports	Program	Spanish Inter-EU Operations Summary Magnetic Format (Modelo 349)	European Localizations
Spanish Payables	Spanish AP Reports	Program	Spanish Payables Canary Islands Annual Operations Data Extract (Modelo 415)	European Localizations
Spanish Payables	Spanish AP Reports	Program	Spanish Canary Islands Annual Operations Magnetic Format (Modelo 415)	European Localizations
Spanish Payables	Spanish AP Reports	Program	Spanish Inter-EU Invoice Format (Documento Equivalente)	European Localizations
Spanish Payables	Spanish AP Reports	Program	Payables Credit Balance Report	Regional Localizations

Responsibility	Request Group	Type	Report / Report Set Name	Application
Spanish Payables	Spanish AP Reports	Program	RX-only: Tax Reconciliation by Taxable Account	Regional Localizations
Spanish Payables	Spanish AP Reports	Program	Publish Tax Reconciliation by Taxable Account	Regional Localizations
Spanish Receivables	Spanish AR Reports	Program	Spanish Output VAT Journal Report	European Localizations
Spanish Receivables	Spanish AR Reports	Program	Spanish Direct Debit Magnetic Format (CSB 19) - SRS	European Localizations
Spanish Receivables	Spanish AR Reports	Program	Spanish Receivables Operations with Third Parties Data Extract (Modelo 347)	European Localizations
Spanish Receivables	Spanish AR Reports	Program	Spanish Operations with Third Parties Magnetic Format (Modelo 347)	European Localizations
Spanish Receivables	Spanish AR Reports	Program	Spanish Receivables Inter-EU Operations Summary Data Extract (Modelo 349)	European Localizations
Spanish Receivables	Spanish AR Reports	Program	Spanish Inter-EU Operations Summary Magnetic Format (Modelo 349)	European Localizations
Spanish Receivables	Spanish AR Reports	Program	Spanish Receivables Canary Islands Annual Operations Data Extract (Modelo 415)	European Localizations
Spanish Receivables	Spanish AR Reports	Program	Spanish Canary Islands Annual Operations Magnetic Format (Modelo 415)	European Localizations
Spanish Receivables	Spanish AR Reports	Program	Receivables Credit Balance Report	Regional Localizations
Spanish Receivables	Spanish AR Reports	Program	Regional Invoice Format	Regional Localizations
Spanish Receivables	Spanish AR Reports	Program	RX-only: Tax Reconciliation by Taxable Account	Regional Localizations
Spanish Receivables	Spanish AR Reports	Program	Publish Tax Reconciliation by Taxable Account	Regional Localizations
Spanish General Ledger	Spanish GL Reports	Program	Spanish Journal Report (Diario Oficial)	European Localizations

Report Security Groups for Spain

Responsibility	Request Group	Type	Report / Report Set Name	Application
Spanish General Ledger	Spanish GL Reports	Program	General Ledger Automatic Reconciliation	Regional Localizations
Spanish General Ledger	Spanish GL Reports	Program	Statutory Trial Balance Report	Regional Localizations
Spanish General Ledger	Spanish GL Reports	Program	Allocate Journals	Regional Localizations
Spanish General Ledger	Spanish GL Reports	Program	Validate Allocation Rule Sets	Regional Localizations
Spanish General Ledger	Spanish GL Reports	Program	Unallocate Journals	Regional Localizations
Spanish General Ledger	Spanish GL Reports	Program	Journal Allocation - Rule Set Listing	Regional Localizations
Spanish General Ledger	Spanish GL Reports	Program	General Ledger Unreconciled Transactions Report	Regional Localizations
Spanish General Ledger	Spanish GL Reports	Program	General Ledger Reconciled Transactions Report	Regional Localizations
Spanish General Ledger	Spanish GL Reports	Program	RX-only: Tax Reconciliation by Taxable Account	Regional Localizations
Spanish General Ledger	Spanish GL Reports	Program	Publish Tax Reconciliation by Taxable Account	Regional Localizations
Spanish General Ledger	Spanish GL Reports	Program	Regional Account Analysis Report	Regional Localizations
Spanish General Ledger	Spanish GL Reports	Program	RX-only: General Ledger Unreconciled Transactions Report	Regional Localizations
Spanish General Ledger	Spanish GL Reports	Program	RX-only: General Ledger Reconciled Transactions Report	Regional Localizations

Report Security Groups for Sweden

This table contains information about report security groups for Sweden

Responsibility	Request Group	Type	Report / Report Set Name	Application
Swedish	Swedish AP Reports	Program	Subledger Balance Maintenance for Payables Accounting Periods	Regional Localizations
Swedish Payables	Swedish AP Reports	Set	Supplier Balances Detail	Regional Localizations
Swedish Payables	Swedish AP Reports	Set	Supplier Balances Detail (180)	Regional Localizations
Swedish Payables	Swedish AP Reports	Set	Supplier Balances Summary	Regional Localizations
Swedish Payables	Swedish AP Reports	Program	RX-only: Tax Reconciliation by Taxable Account	Regional Localizations
Swedish Payables	Swedish AP Reports	Program	Publish Tax Reconciliation by Taxable Account	Regional Localizations
Swedish Receivables	Swedish AR Reports	Program	Subledger Balance Maintenance for Receivables Accounting Periods	Regional Localizations
Swedish Receivables	Swedish AR Reports	Program	Interest Invoice Creation Process	Regional Localizations
Swedish Receivables	Swedish AR Reports	Program	Regional Invoice Format	Regional Localizations
Swedish Receivables	Swedish AR Reports	Set	Customer Balances Detail	Regional Localizations
Swedish Receivables	Swedish AR Reports	Set	Customer Balances Detail (180)	Regional Localizations
Swedish Receivables	Swedish AR Reports	Set	Customer Balances Summary	Regional Localizations
Swedish Receivables	Swedish AR Reports	Program	RX-only: Tax Reconciliation by Taxable Account	Regional Localizations
Swedish Receivables	Swedish AR Reports	Program	Publish Tax Reconciliation by Taxable Account	Regional Localizations
Swedish General Ledger	Swedish GL Reports	Program	General Ledger Automatic Reconciliation	Regional Localizations

Report Security Groups for Sweden

Responsibility	Request Group	Type	Report / Report Set Name	Application
Swedish General Ledger	Swedish GL Reports	Program	Statutory Trial Balance Report	Regional Localizations
Swedish General Ledger	Swedish GL Reports	Program	Allocate Journals	Regional Localizations
Swedish General Ledger	Swedish GL Reports	Program	Validate Allocation Rule Sets	Regional Localizations
Swedish General Ledger	Swedish GL Reports	Program	Unallocate Journals	Regional Localizations
Swedish General Ledger	Swedish GL Reports	Program	Journal Allocation - Rule Set Listing	Regional Localizations
Swedish General Ledger	Swedish GL Reports	Program	General Ledger Unreconciled Transactions Report	Regional Localizations
Swedish General Ledger	Swedish GL Reports	Program	General Ledger Reconciled Transactions Report	Regional Localizations
Swedish General Ledger	Swedish GL Reports	Program	RX-only: Tax Reconciliation by Taxable Account	Regional Localizations
Swedish General Ledger	Swedish GL Reports	Program	Publish Tax Reconciliation by Taxable Account	Regional Localizations
Swedish General Ledger	Swedish GL Reports	Program	Regional Account Analysis Report	Regional Localizations
Swedish General Ledger	Swedish GL Reports	Program	RX-only: General Ledger Unreconciled Transactions Report	Regional Localizations
Swedish General Ledger	Swedish GL Reports	Program	RX-only: General Ledger Reconciled Transactions Report	Regional Localizations

Report Security Groups for Switzerland

This table contains information about report security groups for Switzerland.

Responsibility	Request Group	Type	Report / Report Set Name	Application
Swiss Payables	Swiss AP Reports	Program	Swiss Payables VAT Report	European Localizations
Swiss Payables	Swiss AP Reports	Program	Swiss DTA Payment File	European Localizations
Swiss Payables	Swiss AP Reports	Program	Swiss SAD Payment File	European Localizations
Swiss Payables	Swiss AP Reports	Program	Swiss SAD Accompanying Payment Letter to Bank	European Localizations
Swiss Payables	Swiss AP Reports	Program	Swiss DTA Accompanying Payment Letter to Bank	European Localizations
Swiss Payables	Swiss AP Reports	Program	Swiss DTA Supplier Remittance Advice	European Localizations
Swiss Payables	Swiss AP Reports	Program	Subledger Balance Maintenance for Payables Accounting Periods	Regional Localizations
Swiss Payables	Swiss AP Reports	Set	Supplier Balances Detail	Regional Localizations
Swiss Payables	Swiss AP Reports	Set	Supplier Balances Detail (180)	Regional Localizations
Swiss Payables	Swiss AP Reports	Set	Supplier Balances Summary	Regional Localizations
Swiss Payables	Swiss AP Reports	Program	RX-only: Tax Reconciliation by Taxable Account	Regional Localizations
Swiss Payables	Swiss AP Reports	Program	Publish Tax Reconciliation by Taxable Account	Regional Localizations
Swiss Receivables	Swiss AR Reports	Program	Regional Invoice Format	Regional Localizations
Swiss Receivables	Swiss AR Reports	Program	Subledger Balance Maintenance for Receivables Accounting Periods	Regional Localizations
Swiss Receivables	Swiss AR Reports	Program	Regional Invoice Format	Regional Localizations

Report Security Groups for Switzerland

Responsibility	Request Group	Type	Report / Report Set Name	Application
Swiss Receivables	Swiss AR Reports	Set	Customer Balances Detail	Regional Localizations
Swiss Receivables	Swiss AR Reports	Set	Customer Balances Detail (180)	Regional Localizations
Swiss Receivables	Swiss AR Reports	Set	Customer Balances Summary	Regional Localizations
Swiss Receivables	Swiss AR Reports	Program	RX-only: Tax Reconciliation by Taxable Account	Regional Localizations
Swiss Receivables	Swiss AR Reports	Program	Publish Tax Reconciliation by Taxable Account	Regional Localizations
Swiss General Ledger	Swiss GL Reports	Program	General Ledger Automatic Reconciliation	Regional Localizations
Swiss General Ledger	Swiss GL Reports	Program	Statutory Trial Balance Report	Regional Localizations
Swiss General Ledger	Swiss GL Reports	Program	Allocate Journals	Regional Localizations
Swiss General Ledger	Swiss GL Reports	Program	Validate Allocation Rule Sets	Regional Localizations
Swiss General Ledger	Swiss GL Reports	Program	Unallocate Journals	Regional Localizations
Swiss General Ledger	Swiss GL Reports	Program	Journal Allocation - Rule Set Listing	Regional Localizations
Swiss General Ledger	Swiss GL Reports	Program	General Ledger Unreconciled Transactions Report	Regional Localizations
Swiss General Ledger	Swiss GL Reports	Program	General Ledger Reconciled Transactions Report	Regional Localizations
Swiss General Ledger	Swiss GL Reports	Program	RX-only: Tax Reconciliation by Taxable Account	Regional Localizations
Swiss General Ledger	Swiss GL Reports	Program	Publish Tax Reconciliation by Taxable Account	Regional Localizations
Swiss General Ledger	Swiss GL Reports	Program	Regional Account Analysis Report	Regional Localizations
Swiss General Ledger	Swiss GL Reports	Program	RX-only: General Ledger Unreconciled Transactions Report	Regional Localizations

Responsibility	Request Group	Type	Report / Report Set Name	Application
Swiss General Ledger	Swiss GL Reports	Program	RX-only: General Ledger Reconciled Transactions Report	Regional Localizations

Report Security Groups for Turkey

This table contains information about report security groups for Turkey.

Responsibility	Request Group	Type	Report / Report Set Name	Application
Turkish Payables	Turkish AP Reports	Program	Subledger Balance Maintenance for Payables Accounting Periods	Regional Localizations
Turkish Payables	Turkish AP Reports	Set	Supplier Balances Detail	Regional Localizations
Turkish Payables	Turkish AP Reports	Set	Supplier Balances Detail (180)	Regional Localizations
Turkish Payables	Turkish AP Reports	Set	Supplier Balances Summary	Regional Localizations
Turkish Payables	Turkish AP Reports	Program	RX-only: Tax Reconciliation by Taxable Account	Regional Localizations
Turkish Payables	Turkish AP Reports	Program	Publish Tax Reconciliation by Taxable Account	Regional Localizations
Turkish Receivables	Turkish AR Reports	Program	Subledger Balance Maintenance for Receivables Accounting Periods	Regional Localizations
Turkish Receivables	Turkish AR Reports	Program	Interest Invoice Creation Process	Regional Localizations
Turkish Receivables	Turkish AR Reports	Program	Regional Invoice Format	Regional Localizations
Turkish Receivables	Turkish AR Reports	Set	Customer Balances Detail	Regional Localizations
Turkish Receivables	Turkish AR Reports	Set	Customer Balances Detail (180)	Regional Localizations
Turkish Receivables	Turkish AR Reports	Set	Customer Balances Summary	Regional Localizations
Turkish Receivables	Turkish AR Reports	Program	RX-only: Tax Reconciliation by Taxable Account	Regional Localizations
Turkish Receivables	Turkish AR Reports	Program	Publish Tax Reconciliation by Taxable Account	Regional Localizations
Turkish General Ledger	Turkish GL Reports	Program	Turkish Journal Report	European Localizations

Responsibility	Request Group	Type	Report / Report Set Name	Application
Turkish General Ledger	Turkish GL Reports	Program	Turkish Daily Journal Report	European Localizations
Turkish General Ledger	Turkish GL Reports	Program	Turkish Trial Balance	European Localizations
Turkish General Ledger	Turkish GL Reports	Program	General Ledger Automatic Reconciliation	Regional Localizations
Turkish General Ledger	Turkish GL Reports	Program	Statutory Trial Balance Report	Regional Localizations
Turkish General Ledger	Turkish GL Reports	Program	Allocate Journals	Regional Localizations
Turkish General Ledger	Turkish GL Reports	Program	Validate Allocation Rule Sets	Regional Localizations
Turkish General Ledger	Turkish GL Reports	Program	Unallocate Journals	Regional Localizations
Turkish General Ledger	Turkish GL Reports	Program	Journal Allocation - Rule Set Listing	Regional Localizations
Turkish General Ledger	Turkish GL Reports	Program	General Ledger Unreconciled Transactions Report	Regional Localizations
Turkish General Ledger	Turkish GL Reports	Program	Journal lines global descriptive flexfield synchronization	Regional Localizations
Turkish General Ledger	Turkish GL Reports	Program	General Ledger Reconciled Transactions Report	Regional Localizations
Turkish General Ledger	Turkish GL Reports	Program	Regional Account Analysis Report	Regional Localizations
Turkish General Ledger	Turkish GL Reports	Program	RX-only: Tax Reconciliation by Taxable Account	Regional Localizations

Oracle Financials Common Country Features Request Groups

This appendix lists the request groups for Oracle Financials Common Country Features.

Request Groups

You should use these tables as a reference to include reports in your new request groups if you create additional responsibilities. The tables show all modifications and additions to the base product for each country. Define any new report security groups with the Request Groups window, which is accessed through the System Administrator responsibility.

See also: Managing Concurrent Programs and Reports, *Oracle Applications System Administrator's Guide*

Report Security Groups for Oracle Financials Common Country Features

This table contains information about report security groups for Oracle Financials Common Country Features.

Request Group	Type	Report / Report Set Name	Application
Regional AP Localization	Program	Subledger Balance Maintenance for Payables Accounting Periods	Regional Localizations
Regional AP Localization	Program	Payables Credit Balance Report	Regional Localizations
Regional AP Localization	Program	RX-only: Tax Reconciliation by Taxable Account	Regional Localizations
Regional AP Localization	Program	Publish Tax Reconciliation by Taxable Account	Regional Localizations
Regional AP Localization	Set	Supplier Balances Detail	Regional Localizations
Regional AP Localization	Set	Supplier Balances Detail (180)	Regional Localizations
Regional AP Localization	Set	Supplier Balances Summary	Regional Localizations
Regional AR Localizations	Program	Subledger Balance Maintenance for Receivables Accounting Periods	Regional Localizations
Regional AR Localizations	Program	Receivables Credit Balance Report	Regional Localizations
Regional AR Localizations	Program	Regional Invoice Format	Regional Localizations
Regional AR Localizations	Program	RX-only: Tax Reconciliation by Taxable Account	Regional Localizations
Regional AR Localizations	Program	Publish Tax Reconciliation by Taxable Account	Regional Localizations
Regional AR Localizations	Set	Customer Balances Detail	Regional Localizations
Regional AR Localizations	Set	Customer Balances Detail (180)	Regional Localizations
Regional AR Localizations	Set	Customer Balances Summary	Regional Localizations

Report Security Groups for Oracle Financials Common Country Features

Request Group	Type	Report / Report Set Name	Application
Regional FA Localizations	Program	Statutory Asset Ledger Report	Regional Localizations
Regional FA Localizations	Program	Statutory Asset Cost/Reserve Detail Report	Regional Localizations
Regional GL Localizations	Program	General Ledger Automatic Reconciliation	Regional Localizations
Regional GL Localizations	Program	Statutory Trial Balance Report	Regional Localizations
Regional GL Localizations	Program	Allocate Journals	Regional Localizations
Regional GL Localizations	Program	Validate Allocation Rule Sets	Regional Localizations
Regional GL Localizations	Program	Unallocate Journals	Regional Localizations
Regional GL Localizations	Program	Journal Allocation - Rule Set Listing	Regional Localizations
Regional GL Localizations	Program	RX-only: Tax Reconciliation by Taxable Account	Regional Localizations
Regional GL Localizations	Program	Publish Tax Reconciliation by Taxable Account	Regional Localizations
Regional GL Localizations	Program	RX-only: General Ledger Unreconciled Transactions Report	Regional Localizations
Regional GL Localizations	Program	General Ledger Unreconciled Transactions Report	Regional Localizations
Regional GL Localizations	Program	RX-only: General Ledger Reconciled Transactions Report	Regional Localizations
Regional GL Localizations	Program	General Ledger Reconciled Transactions Report	Regional Localizations
Regional GL Localizations	Program	Regional Account Analysis Report	Regional Localizations
Regional Contra Charging	Program	Receivables Credit Balance Report	Regional Localizations
Regional Contra Charging	Program	Payables Credit Balance Report	Regional Localizations

Request Group	Type	Report / Report Set Name	Application
Regional Contra Charging	Program	Contra Netting Report	Regional Localizations
Regional Interest Invoice	Program	Interest Invoice Creation Process	Regional Localizations

Japan Request Groups

This appendix lists the request groups for Japan.

Request Groups

You should use these tables as a reference to include reports in your new request groups if you create additional responsibilities. Define any new report security groups with the Request Groups window, which is accessed through the System Administrator responsibility.

See also: Managing Concurrent Programs and Reports, *Oracle Applications System Administrator's Guide*

Report Security Groups for Japan

This table contains information about report security groups for Japan.

Responsibility	Request Group	Type	Report / Report Set Name	Application
Oracle Payables	JGJP + AP Reports	Application	Oracle Payables	Oracle Payables
Oracle Payables	JGJP + AP Reports	Program	Publish RX Reports	Oracle Assets
Oracle Payables	JGJP + AP Reports	Program	Subledger Balance Maintenance for Payables Accounting Periods	Regional Localizations
Oracle Payables	JGJP + AP Reports	Program	RXi: Payables Invoice Register by Detail	Regional Localizations
Oracle Payables	JGJP + AP Reports	Program	RX-only: Payables Invoice Register by Detail	Regional Localizations
Oracle Payables	JGJP + AP Reports	Program	RX-only: Tax Reconciliation by Taxable Account	Regional Localizations
Oracle Payables	JGJP + AP Reports	Program	Publish Tax Reconciliation by Taxable Account	Regional Localizations
Oracle Payables	JGJP + AP Reports	Set	Supplier Account Balance Detail	Regional Localizations
Oracle Payables	JGJP + AP Reports	Set	Supplier Account Balance Detail (180)	Regional Localizations
Oracle Payables	JGJP + AP Reports	Set	Supplier Balances Detail	Regional Localizations
Oracle Payables	JGJP + AP Reports	Set	Supplier Balances Detail (180)	Regional Localizations
Oracle Payables	JGJP + AP Reports	Set	Supplier Balances Summary	Regional Localizations
Oracle Receivables	JGJP + AR Reports	Set	Customer Balances Detail (180)	Regional Localizations
Oracle Receivables	JGJP + AR Reports	Set	Customer Account Balance Detail	Regional Localizations
Oracle Receivables	JGJP + AR Reports	Set	Customer Account Balance Detail (180)	Regional Localizations

Report Security Groups for Japan

Responsibility	Request Group	Type	Report / Report Set Name	Application
Oracle General Ledger	JGJP + GL Reports	Program	Publish Tax Reconciliation by Taxable Account	Regional Localizations

Global Financials Products

This appendix lists which Global Financials product each country belongs to.

Global Financials Products

Use this table to determine which Global Financials product your country belongs to.

Country	Application
Argentina	Latin America Localizations
Australia	Asia/Pacific Localizations
Austria	European Localizations
Belgium	European Localizations
Brazil	Latin America Localizations
Canada	Asia/Pacific Localizations
Chile	Latin America Localizations
Colombia	Latin America Localizations
Czech Republic	European Localizations
Denmark	European Localizations
Finland	European Localizations
France	European Localizations
Germany	European Localizations
Hungary	European Localizations
Israel	European Localizations
Italy	European Localizations
Korea	Asia/Pacific Localizations
Mexico	Latin America Localizations
Netherlands	European Localizations
Norway	European Localizations
Poland	European Localizations
Portugal	European Localizations
Singapore	Asia/Pacific Localizations
Spain	European Localizations

Country	Application
Sweden	European Localizations
Switzerland	European Localizations
Taiwan	Asia/Pacific Localizations
Thailand	Asia/Pacific Localizations
Turkey	European Localizations

Index

A

Application Object Library Lookups window, 10-4
Automatic withholding tax certificate types, 3-3

B

Balancing charges, 3-10

C

Capital gains tax index values, 3-6
Capital Gains Tax report, 3-6
Concurrent Program Parameters window, 7-4
Concurrent Programs window, 7-3
Contra charging menu, 5-8
Copy to window, 7-3
Core Financials menus
 attaching to JA menus, 2-3
 attaching to JE menus, 5-3
 attaching to JL menus, 4-3

E

Enter Banks window, 5-14

F

Financials Options window, 1-11
Finnish Build Payments program, 7-3
Finnish Payment Build Set, 7-7

G

General Ledger Entry Reconciliation, 5-9

German Direct Debit EFT, 8-4
Global Accounting Engine, 12-1
Global Financials products, F-1
Globalization Flexfields
 setting up for custom responsibilities, 1-1
Globalization flexfields
 using, 1-7
 windows with, 1-8, 1-11

H

Historical subledger balances, 5-10

I

Interest Invoice
 adding new context, 5-12
 creating new index, 5-13
Inventory tax types, 9-3
Investment tax, 10-3
Invoice Distribution Withholdings Window
 enabling, 4-7

J

JG Global Flexfield enabled flag, 1-3
JG: Application, 1-5
JG: Product, 1-6
JG: Territory, 1-5

L

Line transaction flexfields, 5-12
Link Stages window, 7-11

Localization base menu
for Oracle Financials for Asia/Pacific, 2-3
for Oracle Financials for Europe, 5-3
for Oracle Financials for Latin America, 4-3

M

Menus

Contra charging menu, 5-8
creating, 1-3

Menus window, 2-4, 4-5, 4-7, 5-6

O

Oracle Financials Common Country Features, 11-1
request groups, D-1

Oracle Financials for Asia/Pacific
post install steps, 2-1
request groups, A-1

Oracle Financials for Australia, 3-1

Oracle Financials for Belgium, 6-1

Oracle Financials for Denmark, 5-12

Oracle Financials for Europe
post install steps, 5-1
request groups, C-1

Oracle Financials for Finland
Interest Invoice, 5-12
post install steps, 7-1

Oracle Financials for France
Global Accounting Engine, 12-2

Oracle Financials for Germany, 8-1

Oracle Financials for Greece, 12-2

Oracle Financials for Italy
Global Accounting Engine, 12-2
post install steps, 9-1

Oracle Financials for Latin America
post install steps, 4-1
request groups, B-1

Oracle Financials for Norway
Interest Invoice, 5-12
post install steps, 10-1

Oracle Financials for Portugal, 12-2

Oracle Financials for Spain, 12-2

Oracle Financials for Sweden, 5-12

Oracle Payables for Argentina

withholding tax, 4-7
Oracle Payables for Colombia
withholding tax, 4-7
Oracle Payables Lookups window, 3-3

P

Price index, 3-5

Price Indexes window, 3-6

Profile options

JG: Application, 1-5

JG: Product, 1-6

JG: Territory, 1-5

setting, 1-5

Property type, 3-9

R

RA_SITE_USES table, 11-3

Receipts window, 8-3

RECONCILIATION FLAG Segment Qualifier, 5-9

Report security groups

for Argentina, B-3

for Australia, A-3

for Belgium, C-5

for Brazil, B-5

for Canada, A-4

for Chile, B-7

for Colombia, B-8

for Denmark, C-10

for Finland, C-12

for France, C-14

for Germany, C-16

for Greece, C-19

for Hungary, C-21

for Italy, C-23

for Japan, E-1, E-3

for Korea, A-5

for Mexico, B-10

for Norway, C-27

for Oracle Financials Common Country
Features, D-3

for Poland, C-29

for Portugal, C-31

for Singapore, A-6

- for Spain, C-34
- for Sweden, C-37
- for Switzerland, C-39
- for Taiwan, A-7
- for Thailand, A-8
- for the Czech Republic, C-8
- for the Netherlands, C-25
- for Turkey, C-42

Reporting calendars, 6-3

Reports

- Capital Gains Tax report, 3-6

Request groups, E-1

Request Groups window, A-2, B-2, C-2, D-2, E-2

Request Parameters window, 7-10

Requests Sets window, 7-7

Responsibilities

- attaching to JA users, 2-6

- attaching to JE users, 5-7

- attaching to JL users, 4-6

- creating, 1-4

Retirement type, 3-4

S

Scripts

- jebecall.sql, 6-3

- jedetcf.sql, 8-3

- jeitmtlt.sql, 9-3

- jgzzartf.sql, 5-12

- jgzzersq.sql, 5-9

- jgzziicx.sql, 5-13

- jgzzisui.sql, 11-3

- jgzzswft.sql, 5-14

Stage Requests window, 7-9

Stages window, 7-8

Subledger Balance Maintenance for Payables

- Accounting Periods, 5-10

Subledger Balance Maintenance for Receivables

- Accounting Periods, 5-10

Subledger reports, 11-3

SWIFT Code, 5-14

T

Tax Code field, 8-3

Tax segment value, 10-3

Tools menu, 4-7

U

Users window, 2-6, 4-6, 5-7

Using Globalization Flexfields, 1-7

V

VAT member state, 1-11

W

Windows

- Application Object Library Lookups, 10-4

- Concurrent Program Parameters, 7-4

- Concurrent Programs, 7-3

- Copy to, 7-3

- Enter Banks, 5-14

- Financials Options, 1-11

- Invoice Distribution Withholdings window, 4-7

- Link Stages, 7-11

- Menus, 2-4, 4-5, 5-6

- Menus window, 4-7

- Oracle Payables Lookups, 3-3

- Price Indexes, 3-6

- Receipts, 8-3

- Request Groups, A-2, B-2, C-2, D-2, E-2

- Request Parameters window, 7-10

- Requests Sets, 7-7

- Stage Requests, 7-9

- Stages, 7-8

- Users, 2-6, 4-6, 5-7

- with globalization flexfields, 1-8, 1-11

Withholding tax

- enabling the Invoice Distribution Withholdings window, 4-7

