

PeopleSoft®

PeopleSoft 8.8
eEquity PeopleBook

December 2002

PeopleSoft 8.8
eEquity PeopleBook
SKU HRMS88EQU-B 1202

PeopleBooks Contributors: Teams from PeopleSoft Product Documentation and Development.
Copyright 1988-2002 PeopleSoft, Inc. All rights reserved.

Printed in the United States.

All material contained in this documentation is proprietary and confidential to PeopleSoft, Inc. ("PeopleSoft"), protected by copyright laws and subject to the nondisclosure provisions of the applicable PeopleSoft agreement. No part of this documentation may be reproduced, stored in a retrieval system, or transmitted in any form or by any means, including, but not limited to, electronic, graphic, mechanical, photocopying, recording, or otherwise without the prior written permission of PeopleSoft.

This documentation is subject to change without notice, and PeopleSoft does not warrant that the material contained in this documentation is free of errors. Any errors found in this document should be reported to PeopleSoft in writing.

The copyrighted software that accompanies this document is licensed for use only in strict accordance with the applicable license agreement which should be read carefully as it governs the terms of use of the software and this document, including the disclosure thereof.

PeopleSoft, PeopleTools, PS/nVision, PeopleCode, PeopleBooks, PeopleTalk, and Vantive are registered trademarks, and Pure Internet Architecture, Intelligent Context Manager, and The Real-Time Enterprise are trademarks of PeopleSoft, Inc. All other company and product names may be trademarks of their respective owners. The information contained herein is subject to change without notice.

Open Source Disclosure

This product includes software developed by the Apache Software Foundation (<http://www.apache.org/>). Copyright (c) 1999-2000 The Apache Software Foundation. All rights reserved. THIS SOFTWARE IS PROVIDED "AS IS" AND ANY EXPRESSED OR IMPLIED WARRANTIES, INCLUDING, BUT NOT LIMITED TO, THE IMPLIED WARRANTIES OF MERCHANTABILITY AND FITNESS FOR A PARTICULAR PURPOSE ARE DISCLAIMED. IN NO EVENT SHALL THE APACHE SOFTWARE FOUNDATION OR ITS CONTRIBUTORS BE LIABLE FOR ANY DIRECT, INDIRECT, INCIDENTAL, SPECIAL, EXEMPLARY, OR CONSEQUENTIAL DAMAGES (INCLUDING, BUT NOT LIMITED TO, PROCUREMENT OF SUBSTITUTE GOODS OR SERVICES; LOSS OF USE, DATA, OR PROFITS; OR BUSINESS INTERRUPTION) HOWEVER CAUSED AND ON ANY THEORY OF LIABILITY, WHETHER IN CONTRACT, STRICT LIABILITY, OR TORT (INCLUDING NEGLIGENCE OR OTHERWISE) ARISING IN ANY WAY OUT OF THE USE OF THIS SOFTWARE, EVEN IF ADVISED OF THE POSSIBILITY OF SUCH DAMAGE.

PeopleSoft takes no responsibility for its use or distribution of any open source or shareware software or documentation and disclaims any and all liability or damages resulting from use of said software or documentation.

Contents

General Preface

- About This PeopleBookv**
- PeopleSoft Application Prerequisites.....v
- PeopleSoft Application Fundamentals.....v
- Related Documentation.....vi
 - Obtaining Documentation Updates.....vi
 - Ordering Printed Documentation.....vi
- Typographical Conventions and Visual Cues.....vii
 - Typographical Conventions.....vii
 - Visual Cues.....viii
- Comments and Suggestions.....ix
- Common Elements in These PeopleBooks.....ix

Preface

- PeopleSoft eEquity Preface.....xi**
- PeopleSoft Application Fundamentals.....xi
- PeopleBook Structure.....xi

Chapter 1

- Getting Started With PeopleSoft eEquity.....1**
- PeopleSoft eEquity Transactions.....1
- PeopleSoft eEquity Implementation.....1
 - Setting Up PeopleSoft HRMS Fundamental Tables.....1
 - Setting Up PeopleSoft eEquity Core Tables.....2

Chapter 2

- Understanding PeopleSoft eEquity.....3**
- Understanding PeopleSoft eEquity Components3
- PeopleSoft eEquity Integrations.....3
- Navigating Through PeopleSoft eEquity.....4
- Understanding Roles and Security.....6
- Setting Up Workflow Approval for Self Service Transactions.....6

Chapter 3

Managing Stock Options and Stock Purchase Plans.....7
Reviewing and Entering Issuance Instructions.....7
 Pages Used to Review and Enter Insurance Instructions.....7
Viewing Stock Option Information.....9
 Pages Used to View Stock Option Information.....10
Viewing Stock Activity Information.....10
 Pages Used to View Stock Activity Information.....11
Viewing Stock Purchase Activity.....11
 Pages Used to View Stock Purchase Activity.....12
Reporting Stock Sales.....12
 Pages Used to Report Stock Sales.....13

Chapter 4

Managing Employee Stock Options.....15
Viewing Employee Stock Options.....15
 Pages Used to View Employee Stock Options.....15

Glossary of PeopleSoft Terms.....17

Index29

About This PeopleBook

PeopleBooks provide you with the information that you need to implement and use PeopleSoft applications.

This preface discusses:

- PeopleSoft application prerequisites.
- PeopleSoft application fundamentals.
- Related documentation.
- Typographical elements and visual cues.
- Comments and suggestions.
- Common elements in PeopleBooks.

Note. PeopleBooks document only page elements that require additional explanation. If a page element is not documented with the process or task in which it is used, then either it requires no additional explanation or it is documented with common elements for the section, chapter, PeopleBook, or product line. Elements that are common to all PeopleSoft applications are defined in this preface.

PeopleSoft Application Prerequisites

To benefit fully from the information that is covered in these books, you should have a basic understanding of how to use PeopleSoft applications.

See *Using PeopleSoft Applications*.

You might also want to complete at least one PeopleSoft introductory training course.

You should be familiar with navigating the system and adding, updating, and deleting information by using PeopleSoft windows, menus, and pages. You should also be comfortable using the World Wide Web and the Microsoft Windows or Windows NT graphical user interface.

These books do not review navigation and other basics. They present the information that you need to use the system and implement your PeopleSoft applications most effectively.

PeopleSoft Application Fundamentals

Each application PeopleBook provides implementation and processing information for your PeopleSoft database. However, additional, essential information describing the setup and design of your system appears in a companion volume of documentation called the application fundamentals PeopleBook. Each PeopleSoft product line has its own version of this documentation.

The application fundamentals PeopleBook consists of important topics that apply to many or all PeopleSoft applications across a product line. Whether you are implementing a single application, some combination of applications within the product line, or the entire product line, you should be familiar with the contents of this central PeopleBook. It is the starting point for fundamentals, such as setting up control tables and administering security.

Related Documentation

This section discusses how to:

- Obtain documentation updates.
- Order printed documentation.

Obtaining Documentation Updates

You can find updates and additional documentation for this release, as well as previous releases, on the PeopleSoft Customer Connection Website. Through the Documentation section of PeopleSoft Customer Connection, you can download files to add to your PeopleBook Library. You'll find a variety of useful and timely materials, including updates to the full PeopleSoft documentation that is delivered on your PeopleBooks CD-ROM.

Important! Before you upgrade, you must check PeopleSoft Customer Connection for updates to the upgrade instructions. PeopleSoft continually posts updates as the upgrade process is refined.

See Also

PeopleSoft Customer Connection Website, <http://www.peoplesoft.com/corp/en/login.asp>

Ordering Printed Documentation

You can order printed, bound volumes of the complete PeopleSoft documentation that is delivered on your PeopleBooks CD-ROM. PeopleSoft makes printed documentation available for each major release shortly after the software is shipped. Customers and partners can order printed PeopleSoft documentation by using any of these methods:

- Web
- Telephone
- Email

Web

From the Documentation section of the PeopleSoft Customer Connection Website, access the PeopleSoft Press Website under the Ordering PeopleBooks topic. The PeopleSoft Press Website is a joint venture between PeopleSoft and Consolidated Publications Incorporated (CPI), the book print vendor. Use a credit card, money order, cashier's check, or purchase order to place your order.

Telephone

Contact CPI at 800 888 3559.

Email

Send email to CPI at psoftpress@cc.larwood.com.

See Also

PeopleSoft Customer Connection Website, <http://www.peoplesoft.com/corp/en/login.asp>

Typographical Conventions and Visual Cues

This section discusses:

- Typographical conventions.
- Visual cues.

Typographical Conventions

The following table contains the typographical conventions that are used in PeopleBooks:

Typographical Convention or Visual Cue	Description
Bold	Indicates PeopleCode function names, method names, language constructs, and PeopleCode reserved words that must be included literally in the function call.
<i>Italics</i>	Indicates field values, emphasis, and PeopleSoft or other book-length publication titles. In PeopleCode syntax, italic items are placeholders for arguments that your program must supply. We also use italics when we refer to words as words or letters as letters, as in the following: Enter the number <i>0</i> , not the letter <i>O</i> .
KEY+KEY	Indicates a key combination action. For example, a plus sign (+) between keys means that you must hold down the first key while you press the second key. For ALT+W, hold down the ALT key while you press W.
Monospace font	Indicates a PeopleCode program or other code example.
(quotation marks)	Indicate chapter titles in cross-references and words that are used differently from their intended meanings.

Typographical Convention or Visual Cue	Description
... (ellipses)	Indicate that the preceding item or series can be repeated any number of times in PeopleCode syntax.
{ } (curly braces)	Indicate a choice between two options in PeopleCode syntax. Options are separated by a pipe ().
[] (square brackets)	Indicate optional items in PeopleCode syntax.
& (ampersand)	<p>When placed before a parameter in PeopleCode syntax, an ampersand indicates that the parameter is an already instantiated object.</p> <p>Ampersands also precede all PeopleCode variables.</p>
(ISO)	<p>Information that applies to a specific country, to the U.S. federal government, or to the education and government market, is preceded by a three-letter code in parentheses.</p> <p>The code for the U.S. federal government is USF; the code for education and government is E&G, and the country codes from the International Standards Organization are used for specific countries. Here is an example:</p> <p>(DEU) If you're administering German employees, German law requires you to indicate special nationality and citizenship information for German workers using nationality codes established by the German DEUEV Directive.</p>
Cross-references	PeopleBooks provide cross-references either below the heading See Also or on a separate line preceded by the word <i>See</i> . Cross-references lead to other documentation that is pertinent to the immediately preceding documentation.

Visual Cues

PeopleBooks contain the following visual cues.

Notes

Notes indicate information that you should pay particular attention to as you work with the PeopleSoft system.

Note. Example of a note.

A note that is preceded by *Important!* is crucial and includes information that concerns what you must do for the system to function properly.

Important! Example of an important note.

Warnings

Warnings indicate crucial configuration considerations. Pay close attention to warning messages.

Warning! Example of a warning.

Comments and Suggestions

Your comments are important to us. We encourage you to tell us what you like, or what you would like to see changed about PeopleBooks and other PeopleSoft reference and training materials. Please send your suggestions to:

PeopleSoft Product Documentation Manager PeopleSoft, Inc. 4460 Hacienda Drive Pleasanton, CA 94588

Or send email comments to doc@peoplesoft.com.

While we cannot guarantee to answer every email message, we will pay careful attention to your comments and suggestions.

Common Elements in These PeopleBooks

As of Date	The last date for which a report or process includes data.
Business Unit	An ID that represents a high-level organization of business information. You can use a business unit to define regional or departmental units within a larger organization.
Description	Enter up to 30 characters of text.
Effective Date	The date on which a table row becomes effective; the date that an action begins. For example, to close out a ledger on June 30, the effective date for the ledger closing would be July 1. This date also determines when you can view and change the information. Pages or panels and batch processes that use the information use the current row.
Once, Always, and Don't Run	Select Once to run the request the next time the batch process runs. After the batch process runs, the process frequency is automatically set to Don't Run. Select Always to run the request every time the batch process runs. Select Don't Run to ignore the request when the batch process runs.

Report Manager	Click to access the Report List page, where you can view report content, check the status of a report, and see content detail messages (which show you a description of the report and the distribution list).
Process Monitor	Click to access the Process List page, where you can view the status of submitted process requests.
Run	Click to access the Process Scheduler request page, where you can specify the location where a process or job runs and the process output format.
Request ID	An ID that represents a set of selection criteria for a report or process.
User ID	An ID that represents the person who generates a transaction.
SetID	An ID that represents a set of control table information, or TableSets. TableSets enable you to share control table information and processing options among business units. The goal is to minimize redundant data and system maintenance tasks. When you assign a setID to a record group in a business unit, you indicate that all of the tables in the record group are shared between that business unit and any other business unit that also assigns that setID to that record group. For example, you can define a group of common job codes that are shared between several business units. Each business unit that shares the job codes is assigned the same setID for that record group.
Short Description	Enter up to 15 characters of text.

See Also

Using PeopleSoft Applications

PeopleSoft Process Scheduler

PeopleSoft eEquity Preface

This preface discusses:

- PeopleSoft application fundamentals.
- PeopleBook structure.

Note. This PeopleBook documents only page elements that require additional explanation. If a page element is not documented with the process or task in which it is used, then either it requires no additional explanation or it is documented with common elements for the section, chapter, PeopleBook, or product line.

PeopleSoft Application Fundamentals

The *PeopleSoft eEquity PeopleBook* provides you with implementation and processing information for your PeopleSoft eEquity system. Additionally, essential information describing the setup and design of your system appears in a companion volume of documentation called *PeopleSoft Application Fundamentals for HRMS PeopleBook*. Each PeopleSoft product line has its own version of this documentation.

PeopleSoft Application Fundamentals for HRMS PeopleBook consists of important topics that apply to many or all PeopleSoft applications across the PeopleSoft HRMS product line. No matter which PeopleSoft HRMS products you are implementing, you should be familiar with the contents of this central PeopleBook. It is the starting point for fundamentals, such as setting up control tables and administering security.

See Also

PeopleSoft Application Fundamentals for HRMS PeopleBook

PeopleBook Structure

PeopleSoft PeopleBooks follow a common structure. By understanding this structure, you can use this PeopleBook more efficiently.

Chapters	Description
Preface	<p>This is the chapter you're reading now. It explains:</p> <ul style="list-style-type: none"> • How to use the Application Fundamentals book. • How PeopleBooks are structured. • Common elements that are used in the PeopleBook. For example, if a data field is used on multiple pages, it might be defined only once in this chapter rather than repeatedly throughout the book.
Getting Started With...	<p>This chapter discusses product implementation guidelines. It explains:</p> <ul style="list-style-type: none"> • The business processes documented within the book. • Integrations between the product and other products. • A high-level guide to how our documentation maps to the overall implementation process; it doesn't offer step-by-step guidance on how to perform an actual implementation.
Understanding...	<p>This is an introductory chapter that broadly explains the product and the functionality within the product.</p>
Setup and Implementation	<p>This can be one or more chapters. These chapters contain documentation to assist you in setting up and implementing the product. For example, if functionality X is part of a product, this chapter would be devoted to explaining how to set up functionality X, not necessarily how to use functionality X. You would look to the corresponding business process chapter to learn how to use the functionality.</p> <p>Note. There may be times when a small amount of business process information is included in a setup chapter if the amount of business process documentation was insufficient to create a separate section in the book.</p>

Chapters	Description
Business Process	<p>This can be one or more chapters. These chapters contain documentation that addresses specific business processes with each chapter generally devoted to a specific functional area. For example, if functionality X is part of a product, this chapter would be devoted to explain how the functionality works, not necessarily how to set up functionality X. You would look to the corresponding setup and implementation chapter to learn how to set up the functionality.</p> <p>Note. There may be times when a small amount of setup and implementation information is included in a business process chapter if the amount of setup and implementation documentation was insufficient to create a separate chapter in the book.</p>
Appendixes	(optional) If the book requires it, one or more appendixes might be included in the book. Appendixes contain information considered supplemental to the primary documentation.
Reports Appendix	(optional) This appendix contains an abbreviated list of all of the product's reports. The detailed documentation on the use of these reports is usually included in the related business process chapter.

CHAPTER 1

Getting Started With PeopleSoft eEquity

This chapter discusses:

- PeopleSoft eEquity transactions.
- PeopleSoft eEquity implementation tasks.

PeopleSoft eEquity Transactions

PeopleSoft eEquity transactions allow managers and employees to review stock option information.

PeopleSoft eEquity Implementation

The PeopleSoft eEquity table-loading implementation includes setting up the following:

- PeopleSoft HRMS fundamental tables.
- PeopleSoft eEquity core tables.

In the planning phase of your implementation, take advantage of all PeopleSoft sources of information, including the installation guides and table-loading sequences.

Important! The order in which you set up the tables that are required to implement PeopleSoft eEquity may vary. The order may depend on the features that you want to use and whether you are implementing more than one PeopleSoft application. The information provided in this chapter offers a high-level guide of how our documentation maps to the overall implementation process; it doesn't offer step-by-step guidance on how to perform an actual implementation.

Setting Up PeopleSoft HRMS Fundamental Tables

PeopleSoft eEquity requires the setup of fundamental HRMS tables that are common to multiple HRMS applications. The information defined in these tables is the basis for the PeopleSoft eEquity setup.

Step	Reference
1. □ Set up the HRMS fundamental tables. □	<i>PeopleSoft 8.8 Application Fundamentals for HRMS PeopleBook</i> , “Getting Started With PeopleSoft HRMS”

Step	Reference
2. Set up the HR foundation tables.	<i>PeopleSoft 8.8 Application Fundamentals for HRMS PeopleBook</i> , “Getting Started With PeopleSoft HRMS”

Setting Up PeopleSoft eEquity Core Tables

The steps discussed in this section suggest an order in which you define the information in your core PeopleSoft eEquity tables. The information that you defined in your fundamental tables lays the foundation for this setup.

Step	Reference
1. Set up the Stock Administration core application tables.	<i>PeopleSoft 8.8 Stock Administration PeopleBook</i> , “Getting Started With PeopleSoft Stock Administration”

CHAPTER 2

Understanding PeopleSoft eEquity

This chapter defines the components of PeopleSoft eEquity and discusses:

- PeopleSoft eEquity integration.
- Navigating through PeopleSoft eEquity.
- Understanding roles and security.
- Setting up workflow approval for self-service transactions.

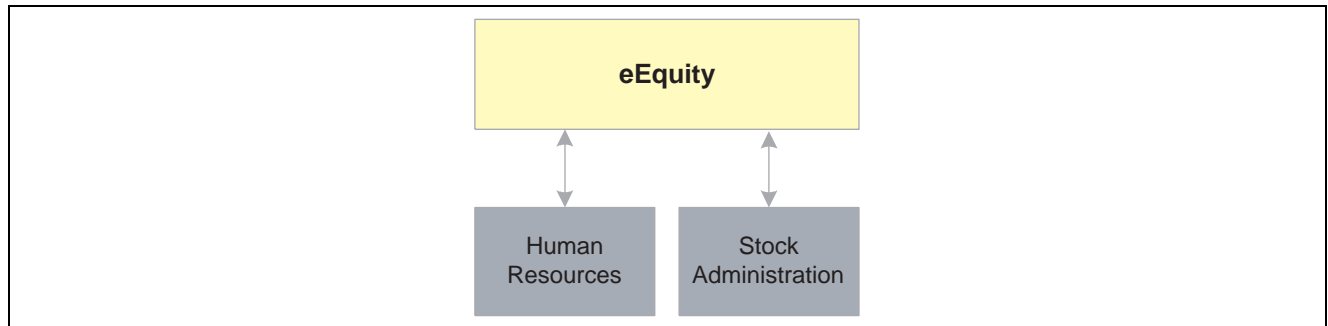
Understanding PeopleSoft eEquity Components

PeopleSoft eEquity self-service transactions interface with PeopleSoft Human Resources. These transactions enable employees to review, add, and update their stock information. An additional transaction enables managers to view information about employees' grants and vesting details.

- Issuance Instructions enables employees to enter and view issuance information for each stock ID. They can view issuance instructions details and select broker or certificate issuance for stock options and stock purchase plans.
- View Stock Options enables employees to view a summary of active stock option grants, see the shares that are currently available for exercise, and view detailed vesting information for each active grant. They can view information as of today's date or enter a past or future date. If employees have grants in multiple stock IDs, they can switch to a different stock ID to view that summary information.
- View Stock Purchase Activity enables employees to view details of their contributions, purchases, and sales. They can view transactions as of today's date or enter a From and To date to view a date range of activity. They can print receipts and statements.
- Report Stock Sales enables employees to record stock dispositions (sales) and cancel pending dispositions. They can enter new dispositions, view the details of pending dispositions, and cancel pending dispositions.
- View Employees' Stock Options enables managers to view information about all active grants, along with vesting details, for a selected employee. Managers can view information as of today's date or enter a past or future date. By adding further information, managers can determine net potential gain.

PeopleSoft eEquity Integrations

PeopleSoft eEquity integrates with the following PeopleSoft applications:



PeopleSoft eEquity Integration

Navigating Through PeopleSoft eEquity

This section discusses how to:


- Access PeopleSoft eEquity through the self-service home pages.
- Access PeopleSoft eEquity through the Standard menu navigation path.

Accessing PeopleSoft eEquity through the Self Service Home Pages


The home page presents a simple user interface design and direct navigation for the end-user.

The links that appear on a home page depend on which collaborative applications have been purchased and whether the product has been selected on the Installation Table.


Stock Activity Home



Stock Options
Review your current stock option information, including "what-if" modeling.
[Stock Option Summary](#)
[Stock Option Activity](#)



Stock Transactions
Review your stock purchase activity and report sales of your stock options and stock purchase shares.
[Stock Purchase Activity](#)
[Report Stock Sales](#)



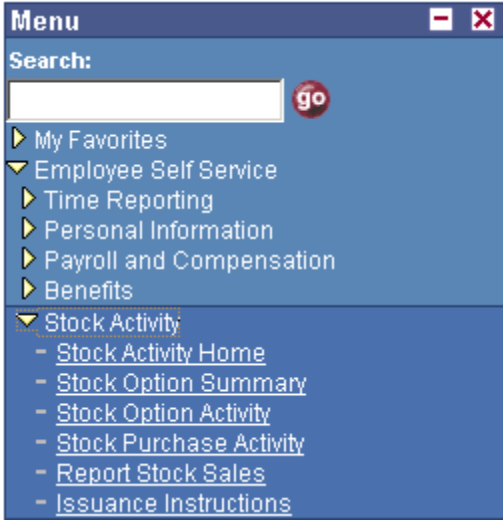
Issuance Instructions
Review or update how stock shares are issued for your account.
[Issuance Instructions](#)

Go To: [Employee Home](#)

Stock Activity Home page

Accessing PeopleSoft eEquity Through the Standard Menu Navigation

The standard menu driven navigation path is the traditional PeopleSoft access method. Home pages are easier to navigate for employees who are not PeopleSoft users.



The screenshot shows a 'Menu' window with a search bar and a list of navigation options. The 'Stock Activity' option is expanded, showing a list of links: Stock Activity Home, Stock Option Summary, Stock Option Activity, Stock Purchase Activity, Report Stock Sales, and Issuance Instructions.

Standard Self Service Navigation Path

Understanding Roles and Security

Self-service transactions are targeted to specific roles, such as applicant, employee, faculty, manager, and optionee.

This section discusses how to:

- Determine the transactions that an employee can access.
- Determine the information an employee can view.

User profiles determine default access to transactions. Create user profiles on the Maintain Security page in the User Profile component. Assign a role to each user profile.

Profiles are linked to access control lists. Each access control list identifies the pages that users can access. To modify access to specific Web pages for each role, you modify the access control list.

User profiles also control the data each employee can access.

See Also

PeopleTools PeopleBook: PeopleTools Security

Setting Up Workflow Approval for Self Service Transactions

Many self-service transactions take advantage of workflow functions, such as approvals workflow.

Approvals workflow takes a request entered by an employee or manager and routes it to an approver to accept or deny.

If the approver accepts the request, the system routes it to the next approver. If the request is denied, the request is not routed any further, and the system notes that the request was denied.

If there are no approvers, the system notes that the request has final approval, and it is routed to someone, such as a stock administrator, to process the request further.

Employees and managers can view the approval status of some requests with self-service transactions.

See Also

PeopleTools PeopleBook: PeopleTools Workflow

CHAPTER 3

Managing Stock Options and Stock Purchase Plans

This chapter discusses how employees:

- Review and enter issuance instructions.
- View stock option information.
- View stock activity information.
- View stock purchase activity.
- Report stock sales.

Reviewing and Entering Issuance Instructions

This section discusses how employees:

- Enter and view issuance instructions for each stock ID.
- Select broker or certificate issuance for stock options and stock purchase plans.

Pages Used to Review and Enter Insurance Instructions

Page Name	Object Name	Navigation	Usage
Issuance Instructions	ST_ISSUANCE_OPT	<ul style="list-style-type: none">• Employee Self Service, Stock Activity, Issuance Instructions• Employee Self Service, Stock Activity, Stock Activity Home, Issuance Instructions	Employees and optionees view, add, and edit issuance instructions.
Portfolio	ST_PORTFOLIO	Employee Self Service, Stock Activity, Issuance Instructions Click the Portfolio link on the Issuance Instructions page.	View different stock in a portfolio. This is only available if there are multiple stocks for the employee.
Brokerage Information	ST_ISSUANCE_BRK	Click a Stock Plan Type link on the Issuance Instructions page to access the Brokerage Information page.	View brokerage instructions.

Page Name	Object Name	Navigation	Usage
Certificate Information	ST_ISSUANCE_CNT	<p>Employee Self Service, Stock Activity, Issuance Instructions</p> <p>Click the Add an Issuance Instruction button and add an Issuance Type = Certificate. After you add 'Certificate' as a new issuance type, click continue.</p> <p>Enter information on the Enter Issuance instructions page, and click the Save button.</p>	View certificate instructions.
Edit Issuance Instructions	ST_ISSUANCE_EDIT	Click the Edit or Add an Issuance Instruction button on the Issuance Instructions page.	Select the stock plan type and issuance type for the issuance instructions.
Edit Issuance Instructions: Broker	ST_ISSUANCE_EDIT_B	<p>Employee Self Service, Stock Activity, Issuance Instructions</p> <p>Click Edit on the Issuance Instructions page to access the Change Issuance Type page.</p> <p>Select the Broker button on the Change Issuance Type page, and then press continue to access the Edit Issuance Instructions:Broker page.</p>	Enter or change broker issuance instructions.
Edit Issuance Instructions: Certificate	ST_ISSUANCE_EDIT_C	<p>Employee Self Service, Stock Activity, Issuance Instructions</p> <p>Click Edit on the Issuance Instructions page to access the Change Issuance Type page.</p> <p>Select the Certificate button on the Change Issuance Type page, and then press continue to access the Edit Issuance Instructions:Broker page.</p>	Enter or change certificate issuance instructions.

Page Name	Object Name	Navigation	Usage
Company and Stock Information	ST_COMPANY_DETAIL	Click the Company Stock Information link on one of the following pages: <ul style="list-style-type: none"> • Issuance Instructions • Stock Option • Stock Option Activity • Stock Purchase Activity • Shares Available to Sell • Stock Options Summary 	View information about the company and stock.

Viewing Stock Option Information

Employees use the Stock Option Summary pages to:

- View a summary of active stock option grants.
- See the shares that are currently available for exercise.
- View detailed vesting information for each active grant.

Employees can view information as of today's date or enter a past or future date. Employees with multiple stock IDs can switch to a different stock ID to view that summary information.

Pages Used to View Stock Option Information

Page Name	Object Name	Navigation	Usage
Stock Option Summary	ST_GRANT_SUMM_OPT	<ul style="list-style-type: none"> Employee Self Service, Stock Activity, Stock Option Summary Employee Self Service, Stock Activity, Stock Activity Home, Stock Option Summary 	View a summary of stock option grants as of a specified date.
Stock Option Information	ST_GRANT_DETAIL	Click the Grant Number link on the Stock Option Summary page.	View details of a stock option grant.
Vesting Schedule	ST_GRANT_VEST_SS	Click the Vesting Schedule link on the Stock Option Information page.	View the vesting schedule for a selected grant.
Calculate Potential Gain	ST_GRANT_MODEL1	Click the Calculate Potential Gain link on the Stock Option Summary page.	Calculate an employee's potential net gain.
Stock Options Position	ST_GRANT_MODEL3	Click the Calculate Gain button on the Calculate Potential Gain page.	View results of the potential net gain calculation.
Exercisable Net Gain Chart	ST_SHARES_CHART	<p>Click the Calculate Potential Gain link on the Stock Options Summary page.</p> <p>Enter information on the Calculate Potential Gain page and then click the Calculate Gain button to access the Stock Options Position page.</p> <p>Click the "Go To" link at the bottom of the Stock Options Positions page.</p>	<p>View a chart of current exercisable net gain plus 24 months of future vesting net gain.</p> <p>Note. The link at the bottom of the Stock Options Positions page will read "Exercisable Net Gain" if a tax rate is entered and "Exercisable Gain Chart" if no tax is entered.</p>
Shares Exercisable Chart	ST_SHARES_CHART	Click the Shares Exercisable Chart link on the Stock Option Summary page.	View a chart of current exercisable shares plus 24 months of future vested shares.

Viewing Stock Activity Information

Employees use the Stock Options Activity pages to view stock option activity over a specified period of time, including exercises, releases, sales, cancellations and expirations, and repurchases. Employees can view information from the grant date of the first active stock option through today's date or choose a different range of dates. Employees with multiple stock IDs can switch to a different stock ID to view that activity.

Pages Used to View Stock Activity Information

Page Name	Object Name	Navigation	Usage
Stock Option Activity	ST_OPTN_ACTIVITIY	<ul style="list-style-type: none"> Employee Self Service, Stock Activity, Stock Option Activity Employee Self Service, Stock Activity, Stock Activity Home, Stock Option Activity 	View stock option activity.
Change Date Range	ST_DATE_RANGE	Click the Change Date Range link on the Stock Options Activity page.	Change dates for stock option or stock purchase activity.
Shares Granted	ST_GRANT_ACTIVITY	Click the Shares Granted link on the Stock Options Activity page.	View details about the shares granted.
Shares Exercised	ST_EXER_ACTIVITY	Click the Shares Exercised link on the Stock Options Activity page.	View details about the shares exercised.
Shares Released	ST_REL_ACTIVITY	Click the Shares Released link on the Stock Option Activity page.	View details about the shares released.
Shares Sold	ST_SALE_ACTIVITY	Click the Shares Sold link on the Stock Option Activity page.	View details about the shares sold.
Shares Repurchased	ST_REPUR_ACTIVITY	Click the Shares Repurchased link on the Stock Option Activity page.	View details about the shares repurchased. Note. A link to this page will only appear if shares were repurchased.
Stock Split History	ST_STOCK_SPLIT	Click the Stock Split History link on the Stock Options Activity page or the Stock Purchase Activity page.	View the history of a stock split. Note. A link to this page will only appear if stock shares were split.

Viewing Stock Purchase Activity

Employees use the Stock Purchase Activity pages to view the details of shares, purchased and sold. Employees can view transactions as of today's date or enter a From and To date to view a date range of activity.

Pages Used to View Stock Purchase Activity

Page Name	Object Name	Navigation	Usage
Stock Purchase Activity	ST_ESPP_ACTIVITY	<ul style="list-style-type: none"> Employee Self Service, Stock Activity, Stock Purchase Activity Employee Self Service, Stock Activity, Stock Activity Home, Stock Purchase Activity 	View a list of the stock purchase activity.
Shares Purchased	ST_PURCH_ACTIVITY	Click the Shares Purchased link on the Stock Purchase Activity page.	View details about the shares purchased. Note. A link to this page will only appear if shares were purchased.
Shares Sold	ST_ESPP_ACT_SALE	Click the Shares Sold link on the Stock Purchase Activity page.	View details about the shares sold. Note. A link to this page will only appear if shares were sold.

Reporting Stock Sales

Typically, companies require that employees report sales of stock acquired through company stock plans, so the companies can receive any applicable tax deductions. Employees can use the Report Stock Sales pages to enter new dispositions, view the details of pending dispositions, and cancel pending dispositions.

Pages Used to Report Stock Sales

Page Name	Object Name	Navigation	Usage
Shares Available to Sell	ST_SHARES_AVAIL	<ul style="list-style-type: none"> Employee Self Service, Stock Activity, Report Stock Sales Employee Self Service, Stock Activity, Stock Activity Home, Report Stock Sales 	View the shares available to sell and report a stock sale.
List of All Stock Sales	ST_SALES_SUMMARY	Click the List of All Stock Sales link on the Shares Available to Sell page .	View a list of all stock sales.
Enter Sale Information	ST_EXERCISE_SALE	<p>Click the Report Sale button for the share source “Option Exercise” on the Shares Available to Sell page.</p> <p>Click the Edit button on the List of All Stock Sales page where the share source is option exercise.</p>	Report sales of option exercises shares.
Enter Sale Information: Restricted Release	ST_RELEASE_SALE	<p>Click the Report Sale button for the share source “Restricted Release” on the Shares Available to Sell page.</p> <p>Click the Edit button on the List of All Stock Sales page where the share source is restricted release.</p>	Report sales of released shares.
Enter Sale Information: Stock Purchase	ST_ESPP_SALE	<p>Click the Report Sale button for the share source “Stock Purchased” on the Shares Available to Sell page.</p> <p>Click the Edit button on the List of All Stock Sales page where the share source is stock purchase.</p>	Report sales of stock purchase shares.
Save Confirmation	EO_SAVE_CONFIRM	Click the Save button on one of the Enter Sale Information pages	Confirm that the stock sale was recorded.
Delete Confirmation	EO_DEL_CONFIRM	Click the Delete button on the List of All Stock Sales page.	Confirm that you want to delete a stock sale.

CHAPTER 4

Managing Employee Stock Options

This chapter identifies pages that managers use to review and change employee stock option information, and discusses how to view employee stock options.

Viewing Employee Stock Options

Managers use the Employee Stock Option pages to view information about all active grants and vesting details for a selected employee. Managers can view current data information, or they can enter a past or future date. By adding further information, managers can determine net potential gain.

Pages Used to View Employee Stock Options

Page Name	Object Name	Navigation	Usage
Employee Stock Options: Select Employee	OPROWS	Manager Self Service, Compensation and Stock, Employee Stock Option Summary	View stock option information for direct reports.
Stock Option Summary	ST_GRANT_SUMM_MGR	Click an employee name on the Employee Stock Options: Select Employee.	View a summary of direct report stock option information.
Calculate Potential Gain	ST_GRANT_MODEL1	Click the Calculate Potential Gain link on the Stock Option Summary page.	Calculate an employee's potential net gain.
Stock Option Position	ST_GRANT_MODEL2	Click the Calculate Gain button on the Calculate Potential Gain page.	View the results of the potential net gain calculation.
Unvested New Gain Chart	ST_SHARES_CHART	Click the Unvested Net Gain Chart link on the Stock Options Summary page.	View unvested shares for employees.
Unvested Chart	ST_SHARES_CHART	Click the Shares Unvested Chart link on the Stock Option Summary page.	View a chart of the unvested shares.

Glossary of PeopleSoft Terms

absence entitlement	This element defines rules for granting paid time off for valid absences, such as sick time, vacation, and maternity leave. An absence entitlement element defines the entitlement amount, frequency, and entitlement period.
absence take	This element defines the conditions that must be met before a payee is entitled to take paid time off.
account	You use an account code to record and summarize financial transactions as expenditures, revenues, assets, or liabilities balances. The use of this delivered PeopleSoft ChartField is typically defined when you implement PeopleSoft General Ledger.
accounting class	In PeopleSoft Enterprise Performance Management, the accounting class defines how a resource is treated for generally accepted accounting practices. The Inventory class indicates whether a resource becomes part of a balance sheet account, such as inventory or fixed assets, while the Non-inventory class indicates that the resource is treated as an expense of the period during which it occurs.
accounting date	The accounting date indicates when a transaction is recognized, as opposed to the date the transaction actually occurred. The accounting date and transaction date can be the same. The accounting date determines the period in the general ledger to which the transaction is to be posted. You can only select an accounting date that falls within an open period in the ledger to which you are posting. The accounting date for an item is normally the invoice date.
accounting entry	A set of related debits and credits. An accounting entry is made up of multiple accounting lines. In most PeopleSoft applications, accounting entries are always balanced (debits equal credits). Accounting entries are created to record accruals, payments, payment cancellations, manual closures, project activities in the general ledger, and so forth, depending on the application.
accounting split	The accounting split method indicates how expenses are allocated or divided among one or more sets of accounting ChartFields.
accumulator	You use an accumulator to store cumulative values of defined items as they are processed. You can accumulate a single value over time or multiple values over time. For example, an accumulator could consist of all voluntary deductions, or all company deductions, enabling you to accumulate amounts. It allows total flexibility for time periods and values accumulated.
action reason	The reason an employee's job or employment information is updated. The action reason is entered in two parts: a personnel action, such as a promotion, termination, or change from one pay group to another and a reason for that action. Action reasons are used by PeopleSoft Human Resources, PeopleSoft Benefits Administration, PeopleSoft Stock Administration, and the COBRA Administration feature of the Base Benefits business process.
activity	In PeopleSoft Enterprise Learning Management, an instance of a catalog item delivery method it may also be called a class. The activity defines such things as meeting times and locations, instructors, reserved equipment and materials, and detailed costs that are associated with the offering, enrollment limits and deadlines, and waitlisting capacities.
allocation rule	In PeopleSoft Enterprise Incentive Management, an expression within compensation plans that enables the system to assign transactions to nodes and participants. During transaction allocation, the allocation engine traverses the compensation structure

	from the current node to the root node, checking each node for plans that contain allocation rules.
alternate account	A feature in PeopleSoft General Ledger that enables you to create a statutory chart of accounts and enter statutory account transactions at the detail transaction level, as required for recording and reporting by some national governments.
application agent	An application agent is an online agent that is loaded into memory with a PeopleSoft page. It detects when a business rule has been triggered and determines the appropriate action.
asset class	An asset group used for reporting purposes. It can be used in conjunction with the asset category to refine asset classification.
attachment	In PeopleSoft Enterprise Learning Management, nonsystem-defined electronic material that supplements a learning resource, such as an equipment items user handbook or the site map of a large facility.
background process	In PeopleSoft, background processes are executed through process-specific COBOL programs and run outside the Windows environment.
benchmark job	In PeopleSoft Workforce Analytics, a benchmark job is a job code for which there is corresponding salary survey data from published, third-party sources.
branch	A tree node that rolls up to nodes above it in the hierarchy, as defined in PeopleSoft Tree Manager.
budgetary account only	An account used by the system only and not by users; this type of account does not accept transactions. You can only budget with this account. Formerly called system-maintained account.
budget check	In commitment control, the processing of source transactions against control budget ledgers, to see if they pass, fail, or pass with a warning.
budget control	In commitment control, budget control ensures that commitments and expenditures don't exceed budgets. It enables you to track transactions against corresponding budgets and terminate a document's cycle if the defined budget conditions are not met. For example, you can prevent a purchase order from being dispatched to a vendor if there are insufficient funds in the related budget to support it.
budget period	The interval of time (such as 12 months or 4 quarters) into which a period is divided for budgetary and reporting purposes. The ChartField allows maximum flexibility to define operational accounting time periods without restriction to only one calendar.
business event	In PeopleSoft Sales Incentive Management, an original business transaction or activity that may justify the creation of a PeopleSoft Enterprise Incentive Management event (a sale, for example).
catalog item	In PeopleSoft Enterprise Learning Management, a specific topic that a learner can study and have tracked. For example, Introduction to Microsoft Word. A catalog item contains general information about the topic and includes a course code, description, categorization, keywords, and delivery methods.
category	In PeopleSoft Enterprise Learning Management, a way to classify catalog items so that users can easily browse and search relevant entries in the learning catalog. Categories can be hierarchical.
ChartField	A field that stores a chart of accounts, resources, and so on, depending on the PeopleSoft application. ChartField values represent individual account numbers, department codes, and so forth.
ChartField balancing	You can require specific ChartFields to match up (balance) on the debit and the credit side of a transaction.

ChartField combination edit	The process of editing journal lines for valid ChartField combinations based on user-defined rules.
ChartKey	One or more fields that uniquely identify each row in a table. Some tables contain only one field as the key, while others require a combination.
child	In PeopleSoft Tree Manager trees, a child is a node or detail on a tree linked to another, higher-level node (referred to as the parent). Child nodes can be rolled up into the parent. A node can be a child and a parent at the same time depending on its location within the tree.
Class ChartField	A ChartField value that identifies a unique appropriation budget key when you combine it with a fund, department ID, and program code, as well as a budget period. Formerly called <i>sub-classification</i> .
clone	In PeopleCode, to make a unique copy. In contrast, to <i>copy</i> may mean making a new reference to an object, so if the underlying object is changed, both the copy and the original change.
collection	To make a set of documents available for searching in Verity, you must first create at least one collection. A collection is set of directories and files that allow search application users to use the Verity search engine to quickly find and display source documents that match search criteria. A collection is a set of statistics and pointers to the source documents, stored in a proprietary format on a file server. Because a collection can only store information for a single location, PeopleSoft maintains a set of collections (one per language code) for each search index object.
compensation object	In PeopleSoft Enterprise Incentive Management, a node within a compensation structure. Compensation objects are the building blocks that make up a compensation structure's hierarchical representation.
compensation structure	In PeopleSoft Enterprise Incentive Management, a hierarchical relationship of compensation objects that represents the compensation-related relationship between the objects.
configuration parameter catalog	Used to configure an external system with PeopleSoft. For example, a configuration parameter catalog might set up configuration and communication parameters for an external server.
configuration plan	In PeopleSoft Enterprise Incentive Management, configuration plans hold allocation information for common variables (not incentive rules) and are attached to a node without a participant. Configuration plans are not processed by transactions.
content reference	Content references are pointers to content registered in the portal registry. These are typically either URLs or iScripts. Content references fall into three categories: target content, templates, and template pagelets.
context	In PeopleSoft Enterprise Incentive Management, a mechanism that is used to determine the scope of a processing run. PeopleSoft Enterprise Incentive Management uses three types of context: plan, period, and run-level.
corporate account	Equivalent to the Account ChartField. Distinguishes between the chart of accounts typically used to record and report financial information for management, stockholders, and the general public, as opposed to a chart of statutory (alternate) accounts required by a regulatory authority for recording and reporting financial information.
cost profile	A combination of a receipt cost method, a cost flow, and a deplete cost method. A profile is associated with a cost book and determines how items in that book are valued, as well as how the material movement of the item is valued for the book.
cost row	A cost transaction and amount for a set of ChartFields.

data acquisition	In PeopleSoft Enterprise Incentive Management, the process during which raw business transactions are acquired from external source systems and fed into the operational data store (ODS).
data elements	Data elements, at their simplest level, define a subset of data and the rules by which to group them. For Workforce Analytics, data elements are rules that tell the system what measures to retrieve about your workforce groups.
data row	Contains the entries for each field in a table. To identify each data row uniquely, PeopleSoft applications use a key consisting of one or more fields in the table.
data validation	In PeopleSoft Enterprise Incentive Management, a process of validating and cleansing the feed data to resolve conflicts and make the data processable.
DAT file	This text file, used with the Verity search engine, contains all of the information from documents that are searchable but not returned in the results list.
delivery method	In PeopleSoft Enterprise Learning Management, identifies a learning activity's delivery method type. An activity can have one or more delivery methods.
delivery method type	In PeopleSoft Enterprise Learning Management, specifies a method that your organization uses to deliver learning activities, for example, scheduled or self-paced learning.
distribution	The process of assigning values to ChartFields. A distribution is a string of ChartField values assigned to items, payments, and budget amounts.
double byte character	If you're working with Japanese or other Asian employees, you can enter the employee's name using double-byte characters. The standard double byte character set name format in PeopleSoft applications is: [last name] space [first name].
dynamic tree	A tree that takes its detail values dynamically directly from a table in the database, rather than from a range of values entered by the user.
edit table	A table in the database that has its own record definition, such as the Department table. As fields are entered into a PeopleSoft application, they can be validated against an edit table to ensure data integrity throughout the system.
effective date	A method of dating information in PeopleSoft applications. You can predate information to add historical data to your system, or postdate information in order to enter it before it actually goes into effect. By using effective dates, you don't delete values; you enter a new value with a current effective date.
EIM job	Abbreviation for <i>Enterprise Incentive Management job</i> . In PeopleSoft Enterprise Incentive Management, a collection of job steps that corresponds to the steps in an organization's compensation-related business process. An EIM job can be stopped to allow manual changes or corrections to be applied between steps, and then resumed from where it left off, continuing with the next step. A run can also be restarted or rolled back.
EIM ledger	Abbreviation for <i>Enterprise Incentive Management ledger</i> . In PeopleSoft Enterprise Incentive Management, an object to handle incremental result gathering within the scope of a participant. The ledger captures a result set with all of the appropriate traces to the data origin and to the processing steps of which it is a result.
equipment	In PeopleSoft Enterprise Learning Management, resource items that can be assigned to a training facility, to a specific training room, or directly to an activity session. Equipment items are generally items that are used (sometimes for a fee) and returned after the activity is complete.

event	Events are predefined points either in the application processor flow or in the program flow. As each point is encountered, the event activates each component, triggering any PeopleCode program associated with that component and that event. Examples of events are FieldChange, SavePreChange, and OnRouteSubscription. In PeopleSoft Human Resources, <i>event</i> also refers to incidents that affect benefits eligibility.
event propagation process	In PeopleSoft Sales Incentive Management, a process that determines, through logic, the propagation of an original PeopleSoft Enterprise Incentive Management event and creates a derivative (duplicate) of the original event to be processed by other objects. Sales Incentive Management uses this mechanism to implement splits, roll-ups, and so on. Event propagation determines who receives the credit.
external system	In PeopleSoft, any system that is not directly compiled with PeopleTools servers.
fact	In PeopleSoft applications, facts are numeric data values from fields from a source database as well as an analytic application. A fact can be anything you want to measure your business by, for example, revenue, actual, budget data, or sales numbers. A fact is stored on a fact table.
filter	In PeopleSoft applications, a filter creates a subset of information. Filters are used in templates to limit your information from a pick list of attribute values.
generic process type	In PeopleSoft Process Scheduler, process types are identified by a generic process type. For example, the generic process type SQR includes all SQR process types, such as SQR process and SQR report.
group	Any set of records associated under a single name or variable in order to run calculations in PeopleSoft business processes. In PeopleSoft Time and Labor, for example, employees are placed in groups for time reporting purposes.
homepage	Users can personalize the homepage, or the page that first appears when they access the portal.
incentive object	In PeopleSoft Enterprise Incentive Management, the incentive-related objects that define and support the PeopleSoft Enterprise Incentive Management calculation process and results, such as plan templates, plans, results data, user interaction objects, and so on.
incentive rule	In PeopleSoft Sales Incentive Management, the commands that act on transactions and turn them into compensation. A rule is one part in the process of turning a transaction into compensation.
key	One or more fields that uniquely identify each row in a table. Some tables contain only one field as the key, while others require a combination.
learner group	In PeopleSoft Enterprise Learning Management, a group of learners within the same learning environment that share the same attributes, such as department or job code.
learning activity	See <i>activity</i> .
learning history	In PeopleSoft Enterprise Learning Management, a self-service repository for all of a learner's completed learning activities.
learning plan	In PeopleSoft Enterprise Learning Management, a self-service repository for all of a learner's planned and in-progress learning activities.
ledger mapping	You use ledger mapping to relate expense data from general ledger accounts to resource objects. Multiple ledger line items can be mapped to one or more resource IDs. You can also use ledger mapping to map dollar amounts (referred to as <i>rates</i>) to business units. You can map the amounts in two different ways: an actual amount that represents actual costs of the accounting period, or a budgeted amount that can be used to calculate the capacity rates as well as budgeted model results. In PeopleSoft Enterprise Warehouse, you can map general ledger accounts to the EW Ledger table.

level	A section of a tree that organizes groups of nodes.
library section	In PeopleSoft Enterprise Incentive Management, a section that is defined in a plan (or template) and that is available for other plans to share. Changes to a library section are reflected in all plans that use it.
linked section	In PeopleSoft Enterprise Incentive Management, a section that is defined in a plan template but appears in a plan. Changes to linked sections propagate to plans using that section.
linked variable	In PeopleSoft Enterprise Incentive Management, a variable that is defined and maintained in a plan template and that also appears in a plan. Changes to linked variables propagate to plans using that variable.
load	The feature that initiates a process to automatically load information into a PeopleSoft application for example, populating the PeopleSoft Benefits database with plan-level election information.
local functionality	In PeopleSoft HRMS, the set of information that is available for a specific country. You can access this information when you click the appropriate country flag in the global window, or when you access it by a local country menu.
location	Locations enable you to indicate the different types of addresses for a company, for example, one address to receive bills, another for shipping, a third for postal deliveries, and a separate street address. Each address has a different location number. The primary location indicated by a <i>1</i> is the address you use most often and may be different from the main address.
market template	In PeopleSoft Enterprise Incentive Management, additional functionality that is specific to a given market or industry and is built on top of a product category.
material	In PeopleSoft Enterprise Learning Management, a resource item that can be assigned to the sessions of an activity. Material items are generally consumed during the duration of an activity and not returned, and they may have an associated cost.
message definition	An object definition specified in PeopleSoft Application Designer that contains message information for PeopleSoft Application Messaging.
meta-SQL	Meta-SQL constructs expand into platform-specific SQL substrings. They are used in functions that pass SQL strings, such as in SQL objects, the SQLExec function, and PeopleSoft Application Engine programs.
metastring	Metastings are special expressions included in SQL string literals. The metastings, prefixed with a percent (%) symbol, are included directly in the string literals. They expand at run time into an appropriate substring for the current database platform.
multibook	Processes in PeopleSoft applications that can create both application entries and general ledgers denominated in more than one currency.
multicurrency	The ability to process transactions in a currency other than the business unit's base currency.
objective	In PeopleSoft Enterprise Learning Management, an individual's learning goal. An example of a learning goal is a competency gap.
override	In PeopleSoft Enterprise Incentive Management, the ability to make a change to a plan that applies to only one plan context.
pagelet	Each block of content on the homepage is called a pagelet. These pagelets display summary information within a small rectangular area on the page. The pagelet provide users with a snapshot of their most relevant PeopleSoft and non-PeopleSoft content.

parent node	A tree node linked to lower-level nodes or details that roll up into it. A node can be a parent and a child at the same time, depending on its location within the tree.
participant	In PeopleSoft Enterprise Incentive Management, participants are recipients of the incentive compensation calculation process.
participant object	Each participant object may be related to one or more compensation objects. See also <i>participant object</i> .
payout	In PeopleSoft Enterprise Incentive Management, the resulting incentive plan computation that is provided to payroll.
PeopleCode	PeopleCode is a proprietary language, executed by the PeopleSoft application processor. PeopleCode generates results based upon existing data or user actions. By using business interlink objects, external services are available to all PeopleSoft applications wherever PeopleCode can be executed.
PeopleCode event	An action that a user takes upon an object, usually a record field, that is referenced within a PeopleSoft page.
PeopleSoft Internet Architecture	The fundamental architecture on which PeopleSoft 8 applications are constructed, consisting of an RDBMS, an application server, a Web server, and a browser.
performance measurement	In PeopleSoft Enterprise Incentive Management, a variable used to store data (similar to an aggregator, but without a predefined formula) within the scope of an incentive plan. Performance measures are associated with a plan calendar, territory, and participant. Performance measurements are used for quota calculation and reporting.
period context	In PeopleSoft Enterprise Incentive Management, because a participant typically uses the same compensation plan for multiple periods, the period context associates a plan context with a specific calendar period and fiscal year. The period context references the associated plan context, thus forming a chain. Each plan context has a corresponding set of period contexts.
per seat cost	In PeopleSoft Enterprise Learning Management, the cost per learner, based on the total activity costs divided by either minimum attendees or maximum attendees. Organizations use this cost to price PeopleSoft Enterprise Learning Management activities.
plan	In PeopleSoft Sales Incentive Management, a collection of allocation rules, variables, steps, sections, and incentive rules that instruct the PeopleSoft Enterprise Incentive Management engine in how to process transactions.
plan context	In PeopleSoft Enterprise Incentive Management, correlates a participant with the compensation plan and node to which the participant is assigned, enabling the PeopleSoft Enterprise Incentive Management system to find anything that is associated with the node and that is required to perform compensation processing. Each participant, node, and plan combination represents a unique plan context. If three participants are on a compensation structure, each has a different plan context. Configuration plans are identified by plan contexts and are associated with the participants that refer to them.
plan section	In PeopleSoft Enterprise Incentive Management, a segment of a plan that handles a specific type of event processing.
plan template	In PeopleSoft Enterprise Incentive Management, the base from which a plan is created. A plan template contains common sections and variables that are inherited by all plans that are created from the template. A template may contain steps and sections that are not visible in the plan definition.
portal registry	In PeopleSoft applications, the portal registry is a tree-like structure in which content references are organized, classified, and registered. It is a central repository that

	defines both the structure and content of a portal through a hierarchical, tree-like structure of folders useful for organizing and securing content references.
private view	A user-defined view that is available only to the user who created it.
process	See <i>Batch Processes</i> .
process definition	Process definitions define each run request.
process instance	A unique number that identifies each process request. This value is automatically incremented and assigned to each requested process when the process is submitted to run.
process job	You can link process definitions into a job request and process each request serially or in parallel. You can also initiate subsequent processes based on the return code from each prior request.
process request	A single run request, such as an SQR, a COBOL program, or a Crystal report that you run through PeopleSoft Process Scheduler.
process run control	A PeopleTools variable used to retain PeopleSoft Process Scheduler values needed at runtime for all requests that reference a run control ID. Do not confuse these with application run controls, which may be defined with the same run control ID, but only contain information specific to a given application process request.
product category	In PeopleSoft Enterprise Incentive Management, indicates an application in the Enterprise Incentive Management suite of products. Each transaction in the PeopleSoft Enterprise Incentive Management system is associated with a product category.
publishing	In PeopleSoft Enterprise Incentive Management, a stage in processing that makes incentive-related results available to participants.
record definition	A logical grouping of data elements.
record field	A field within a record definition.
record group	A set of logically and functionally related control tables and views. Record groups help enable TableSet sharing, which eliminates redundant data entry. Record groups ensure that TableSet sharing is applied consistently across all related tables and views.
record input VAT flag	Abbreviation for <i>record input value-added tax flag</i> . Within PeopleSoft Purchasing, Payables, and General Ledger, this flag indicates that you are recording input VAT on the transaction. This flag, in conjunction with the record output VAT flag, is used to determine the accounting entries created for a transaction and to determine how a transaction is reported on the VAT return. For all cases within Purchasing and Payables where VAT information is tracked on a transaction, this flag is set to Yes. This flag is not used in PeopleSoft Order Management, Billing, or Receivables, where it is assumed that you are always recording only output VAT, or in PeopleSoft Expenses, where it is assumed that you are always recording only input VAT.
record output VAT flag	Abbreviation for <i>record output value-added tax flag</i> . See <i>record input VAT flag</i> .
reference data	In PeopleSoft Sales Incentive Management, system objects that represent the sales organization, such as territories, participants, products, customers, channels, and so on.
reference object	In PeopleSoft Enterprise Incentive Management, this dimension-type object further defines the business. Reference objects can have their own hierarchy (for example, product tree, customer tree, industry tree, and geography tree).
reference transaction	In commitment control, a reference transaction is a source transaction that is referenced by a higher-level (and usually later) source transaction, in order to

	automatically reverse all or part of the referenced transaction's budget-checked amount. This avoids duplicate postings during the sequential entry of the transaction at different commitment levels. For example, the amount of an encumbrance transaction (such as a purchase order) will, when checked and recorded against a budget, cause the system to concurrently reference and relieve all or part of the amount of a corresponding pre-encumbrance transaction, such as a purchase requisition.
relationship object	In PeopleSoft Enterprise Incentive Management, these objects further define a compensation structure to resolve transactions by establishing associations between compensation objects and business objects.
results management process	In PeopleSoft Sales Incentive Management, the process during which compensation administrators may review processing results, manually change transactions, process draws, update and review payouts, process approvals, and accumulate and push payments to the EIM ledger.
role user	A PeopleSoft Workflow user. A person's role user ID serves much the same purpose as a user ID does in other parts of the system. PeopleSoft Workflow uses role user IDs to determine how to route worklist items to users (through an email address, for example) and to track the roles that users play in the workflow. Role users do not need PeopleSoft user IDs.
role	Describes how people fit into PeopleSoft Workflow. A role is a class of users who perform the same type of work, such as clerks or managers. Your business rules typically specify what user role needs to do an activity.
roll up	In a tree, to roll up is to total sums based on the information hierarchy.
routing	Connects activities in PeopleSoft Workflow. Routings specify where the information goes and what form it takes email message, electronic form, or worklist entry.
run control	A run control is a type of online page that is used to begin a process, such as the batch processing of a payroll run. Run control pages generally start a program that manipulates data.
run control ID	A unique ID to associate each user with his or her own run control table entries.
run-level context	In PeopleSoft Enterprise Incentive Management, associates a particular run (and batch ID) with a period context and plan context. Every plan context that participates in a run has a separate run-level context. Because a run cannot span periods, only one run-level context is associated with each plan context.
search query	You use this set of objects to pass a query string and operators to the search engine. The search index returns a set of matching results with keys to the source documents.
section	In PeopleSoft Enterprise Incentive Management, a collection of incentive rules that operate on transactions of a specific type. Sections enable plans to be segmented to process logical events in different sections.
security event	In commitment control, security events trigger security authorization checking, such as budget entries, transfers, and adjustments; exception overrides and notifications; and inquiries.
self-service application	Self-service refers to PeopleSoft applications that are accessed by end users with a browser.
session	In PeopleSoft Enterprise Learning Management, a single meeting day of an activity (that is, the period of time between start and finish times within a day). The session stores the specific date, location, meeting time, and instructor. Sessions are used for scheduled training.
session template	In PeopleSoft Enterprise Learning Management, enables you to set up common activity characteristics that may be reused while scheduling a PeopleSoft Enterprise

Learning Management activity characteristics such as days of the week, start and end times, facility and room assignments, instructors, and equipment. A session pattern template can be attached to an activity that is being scheduled. Attaching a template to an activity causes all of the default template information to populate the activity session pattern.

setup relationship	In PeopleSoft Enterprise Incentive Management, a relationship object type that associates a configuration plan with any structure node.
sibling	A tree node at the same level as another node, where both roll up into the same parent. A node can be a sibling, parent, and child all at the same time, depending on its location in the tree.
single signon	With single signon, users can, after being authenticated by a PeopleSoft application server, access a second PeopleSoft application server without entering a user ID or password.
source transaction	In commitment control, any transaction generated in a PeopleSoft or third-party application that is integrated with commitment control and which can be checked against commitment control budgets. For example, a pre-encumbrance, encumbrance, expenditure, recognized revenue, or collected revenue transaction.
SpeedChart	A user-defined shorthand key that designates several ChartKeys to be used for voucher entry. Percentages can optionally be related to each ChartKey in a SpeedChart definition.
SpeedType	A code representing a combination of ChartField values. SpeedTypes simplify the entry of ChartFields commonly used together.
SQR	See <i>Structured Query Report (SQR)</i> .
statutory account	Account required by a regulatory authority for recording and reporting financial results. In PeopleSoft, this is equivalent to the Alternate Account (ALTACCT) ChartField.
step	In PeopleSoft Sales Incentive Management, a collection of sections in a plan. Each step corresponds to a step in the job run.
Structured Query Report (SQR)	A type of printed or displayed report generated from data extracted from a PeopleSoft SQL-based relational database. PeopleSoft applications provide a variety of standard SQRs that summarize table information and data. You can use these reports as is, customize them, or create your own.
Summary ChartField	You use summary ChartFields to create summary ledgers that roll up detail amounts based on specific detail values or on selected tree nodes. When detail values are summarized using tree nodes, summary ChartFields must be used in the summary ledger data record to accommodate the maximum length of a node name (20 characters).
summary ledger	An accounting feature used primarily in allocations, inquiries, and PS/nVision reporting to store combined account balances from detail ledgers. Summary ledgers increase speed and efficiency of reporting by eliminating the need to summarize detail ledger balances each time a report is requested. Instead, detail balances are summarized in a background process according to user-specified criteria and stored on summary ledgers. The summary ledgers are then accessed directly for reporting.
summary tree	A tree used to roll up accounts for each type of report in summary ledgers. Summary trees enable you to define trees on trees. In a summary tree, the detail values are really nodes on a detail tree or another summary tree (known as the <i>basis</i> tree). A summary tree structure specifies the details on which the summary trees are to be built.

table	The underlying PeopleSoft data format, in which data is stored by columns (fields) and rows (records, or instances).
TableSet sharing	Specifies control table data for each business unit so that redundancy is eliminated.
target currency	The value of the entry currency or currencies converted to a single currency for budget viewing and inquiry purposes.
template	A template is HTML code associated with a Web page. It defines the layout of the page and also where to get HTML for each part of the page. In PeopleSoft, you use templates to build a page by combining HTML from a number of sources. For a PeopleSoft portal, all templates must be registered in the portal registry, and each content reference must be assigned a template.
territory	In PeopleSoft Sales Incentive Management, hierarchical relationships of business objects, including regions, products, customers, industries, and participants.
TimeSpan	A relative period, such as year-to-date or current period, that can be used in various PeopleSoft General Ledger functions and reports when a rolling time frame, rather than a specific date, is required. TimeSpans can also be used with flexible formulas in PeopleSoft Projects.
transaction allocation	In PeopleSoft Enterprise Incentive Management, the process of identifying the owner of a transaction. When a raw transaction from a batch is allocated to a plan context, the transaction is duplicated in the PeopleSoft Enterprise Incentive Management transaction tables.
transaction loading process	In PeopleSoft Enterprise Incentive Management, the process during which transactions are loaded into Sales Incentive Management. During loading, the source currency is converted to the business unit currency while retaining the source currency code. At the completion of this stage, the transaction is in the first state.
transaction state	In PeopleSoft Enterprise Incentive Management, a value assigned by an incentive rule to a transaction. Transaction states enable sections to process only transactions that are at a specific stage in system processing. After being successfully processed, transactions may be promoted to the next transaction state and picked up by a different section for further processing.
transaction type	In PeopleSoft Enterprise Incentive Management, a way to categorize transactions to identify specific transaction types (for example, shipment, order, opportunity, and so on). Plan sections process only one type of transaction type. Transaction types can be defined based on a company's specific processes model.
Translate table	A system edit table that stores codes and translate values for the miscellaneous fields in the database that do not warrant individual edit tables of their own.
tree	The graphical hierarchy in PeopleSoft systems that displays the relationship between all accounting units (for example, corporate divisions, projects, reporting groups, account numbers) and determines roll-up hierarchies.
unclaimed transaction	In PeopleSoft Enterprise Incentive Management, a transaction that is not claimed by a node or participant after the allocation process has completed, usually due to missing or incomplete data. Unclaimed transactions may be manually assigned to the appropriate node or participant by a compensation administrator.
uniform resource locator (URL)	In PeopleSoft, the term URL refers to the entire query string. The following is an example of a URL: <code>http://serverx/InternetClient/InternetClientServlet?ICType=Script&ICScriptProgramName=WEBLIB_BEN_401k.PAGES.FieldFormula.iScript_Home401k</code>
universal navigation header	Every PeopleSoft portal includes the universal navigation header, intended to appear at the top of every page as long as the user is signed on to the portal. In addition to

providing access to the standard navigation buttons (like Home, Favorites, and signoff) the universal navigation header can also display a welcome message for each user.

URL

See *uniform resource locator (URL)*.

user interaction object

In PeopleSoft Sales Incentive Management, used to define the reporting components and reports that a participant can access in his or her context. All Sales Incentive Management user interface objects and reports are registered as user interaction objects. User interaction objects can be linked to a compensation structure node through a compensation relationship object (individually or as groups).

variable

In PeopleSoft Sales Incentive Management, the intermediate results of calculations. Variables hold the calculation results and are then inputs to other calculations. Variables can be plan variables that persist beyond the run of an engine or local variables that exist only during the processing of a section.

warehouse

A PeopleSoft data warehouse that consists of predefined ETL maps, data warehouse tools, and DataMart definitions.

worksheet

A way of presenting data through a PeopleSoft Business Analysis Modeler interface that enables users to do in-depth analysis using pivoting tables, charts, notes, and history information.

workflow

The background process that creates a list of administrative actions based on selection criteria and specifies the procedure associated with each action.

worklist

The automated to-do list that PeopleSoft Workflow creates. From the worklist, you can directly access the pages you need to perform the next action, and then return to the worklist for another item.

zero-rated VAT

Abbreviation for *zero-rated value-added tax*. A VAT transaction with a VAT code that has a tax percent of zero. Used to track taxable VAT activity where no actual VAT amount is charged.

Index

A

additional documentation vi
application fundamentals v

B

Brokerage Information page 7

C

Calculate Potential Gain page 10, 15
Certificate page 8
Change Date Range page 11
comments, submitting ix
common elements ix
Company and Stock Information page 9
Consolidated Publications Incorporated (CPI) vi
contact information ix
country-specific documentation viii
cross-references viii
Customer Connection Website vi

D

Delete Confirmation page 13
documentation
country-specific viii
printed vi
related vi
updates vi

E

Edit Issuance Instruction page 8
Edit Issuance Instructions: Broker page 8
Edit Issuance Instructions: Certificate page 8
eEquity
overview 3
employee stock options
managing 15
viewing 15
Employee Stock Options: Select Employee page 15
Enter Sale Information: Stock Purchase page 13
Enter Sales Information page 13

Enter Sales Information: Restricted Release page 13
Exercisable Net Gain Chart page 10

G

glossary 17

I

issuance instructions
reviewing and entering 7
Issuance Instructions page 7

L

List of All Stock Sales page 13

N

navigating through eEquity 4
notes viii

P

PeopleBooks
ordering vi
PeopleCode, typographical conventions vii
PeopleSoft application fundamentals v
PeopleSoft eEquity 4
accessing though the standard menu navigation 5
accessing through the Self Service Home Pages 4
getting started 1
implementing 1
integration points 3
setting up workflow approvals 6
transactions 1
understanding 3
understanding components 3
understanding roles and security 6
Portfolio page 7
prerequisites v
printed documentation vi

R

related documentation vi

S

- Save Confirmation page 13
- Shares Available to Sell page 13
- Shares Exercisable Chart page 10
- Shares Exercised page 11
- Shares Granted page 11
- Shares Purchased page 12
- Shares Released page 11
- Shares Repurchased page 11
- Shares Sold page 11–12
- stock activity information
 - viewing 10
- Stock Option Activity page 11
- stock option information
 - viewing 9
- Stock Option Information page 10
- Stock Option Position page 15
- Stock Option Summary page 10, 15
- stock options and stock purchase plans
 - managing 7
- Stock Options Position page 10
- Stock Purchase Activity page 12
- stock purchase information
 - viewing activity 11
- stock sales
 - reporting 12
- Stock Split History page 11
- suggestions, submitting ix

T

- tables
 - setting up core tables 2
 - setting up HRMS fundamental tables 1
- terms 17
- typographical conventions vii

U

- Unvested Chart page 15
- Unvested New Gain Chart page 15

V

- Vesting Schedule page 10
- visual cues viii

W

- warnings ix