

# PeopleSoft®

---

## PeopleSoft Enterprise eCompensation Manager Desktop 8.9 PeopleBook

---

**April 2005**

PeopleSoft Enterprise eCompensation Manager Desktop 8.9 PeopleBook  
SKU HRCS89MP1ECM-B 0405  
Copyright © 1988-2005 PeopleSoft, Inc. All rights reserved.

All material contained in this documentation is proprietary and confidential to PeopleSoft, Inc. (“PeopleSoft”), protected by copyright laws and subject to the nondisclosure provisions of the applicable PeopleSoft agreement. No part of this documentation may be reproduced, stored in a retrieval system, or transmitted in any form or by any means, including, but not limited to, electronic, graphic, mechanical, photocopying, recording, or otherwise without the prior written permission of PeopleSoft.

This documentation is subject to change without notice, and PeopleSoft does not warrant that the material contained in this documentation is free of errors. Any errors found in this document should be reported to PeopleSoft in writing.

The copyrighted software that accompanies this document is licensed for use only in strict accordance with the applicable license agreement which should be read carefully as it governs the terms of use of the software and this document, including the disclosure thereof.

PeopleSoft, PeopleTools, PS/nVision, PeopleCode, PeopleBooks, PeopleTalk, and Vantive are registered trademarks, and Pure Internet Architecture, Intelligent Context Manager, and The Real-Time Enterprise are trademarks of PeopleSoft, Inc. All other company and product names may be trademarks of their respective owners. The information contained herein is subject to change without notice.

### **Open Source Disclosure**

PeopleSoft takes no responsibility for its use or distribution of any open source or shareware software or documentation and disclaims any and all liability or damages resulting from use of said software or documentation. The following open source software may be used in PeopleSoft products and the following disclaimers are provided.

#### **Apache Software Foundation**

This product includes software developed by the Apache Software Foundation (<http://www.apache.org/>). Copyright © 1999-2000 The Apache Software Foundation. All rights reserved.

THIS SOFTWARE IS PROVIDED “AS IS” AND ANY EXPRESSED OR IMPLIED WARRANTIES, INCLUDING, BUT NOT LIMITED TO, THE IMPLIED WARRANTIES OF MERCHANTABILITY AND FITNESS FOR A PARTICULAR PURPOSE ARE DISCLAIMED. IN NO EVENT SHALL THE APACHE SOFTWARE FOUNDATION OR ITS CONTRIBUTORS BE LIABLE FOR ANY DIRECT, INDIRECT, INCIDENTAL, SPECIAL, EXEMPLARY, OR CONSEQUENTIAL DAMAGES (INCLUDING, BUT NOT LIMITED TO, PROCUREMENT OF SUBSTITUTE GOODS OR SERVICES; LOSS OF USE, DATA, OR PROFITS; OR BUSINESS INTERRUPTION) HOWEVER CAUSED AND ON ANY THEORY OF LIABILITY, WHETHER IN CONTRACT, STRICT LIABILITY, OR TORT (INCLUDING NEGLIGENCE OR OTHERWISE) ARISING IN ANY WAY OUT OF THE USE OF THIS SOFTWARE, EVEN IF ADVISED OF THE POSSIBILITY OF SUCH DAMAGE.

#### **OpenSSL**

Copyright © 1998-2003 The OpenSSL Project. All rights reserved.

This product includes software developed by the OpenSSL Project for use in the OpenSSL Toolkit (<http://www.openssl.org/>).

THIS SOFTWARE IS PROVIDED BY THE OpenSSL PROJECT “AS IS” AND ANY EXPRESSED OR IMPLIED WARRANTIES, INCLUDING, BUT NOT LIMITED TO, THE IMPLIED WARRANTIES OF MERCHANTABILITY AND FITNESS FOR A PARTICULAR PURPOSE ARE DISCLAIMED. IN NO EVENT SHALL THE OpenSSL PROJECT OR ITS CONTRIBUTORS BE LIABLE FOR ANY DIRECT, INDIRECT, INCIDENTAL, SPECIAL, EXEMPLARY, OR CONSEQUENTIAL DAMAGES (INCLUDING, BUT NOT LIMITED TO, PROCUREMENT OF SUBSTITUTE GOODS OR SERVICES; LOSS OF USE, DATA, OR PROFITS; OR BUSINESS INTERRUPTION) HOWEVER CAUSED AND ON ANY THEORY OF LIABILITY, WHETHER IN CONTRACT, STRICT LIABILITY, OR TORT (INCLUDING NEGLIGENCE OR OTHERWISE) ARISING IN ANY WAY OUT OF THE USE OF THIS SOFTWARE, EVEN IF ADVISED OF THE POSSIBILITY OF SUCH DAMAGE.

#### **SSLey**

Copyright © 1995-1998 Eric Young. All rights reserved.

This product includes cryptographic software written by Eric Young (eay@cryptsoft.com). This product includes software written by Tim Hudson (tjh@cryptsoft.com). Copyright © 1995-1998 Eric Young. All rights reserved. THIS SOFTWARE IS PROVIDED BY ERIC YOUNG “AS IS” AND ANY EXPRESS OR IMPLIED WARRANTIES, INCLUDING, BUT NOT LIMITED TO, THE IMPLIED WARRANTIES OF MERCHANTABILITY AND FITNESS FOR A PARTICULAR PURPOSE ARE DISCLAIMED. IN NO EVENT SHALL THE AUTHOR OR CONTRIBUTORS BE LIABLE FOR ANY DIRECT, INDIRECT, INCIDENTAL, SPECIAL, EXEMPLARY, OR CONSEQUENTIAL DAMAGES (INCLUDING, BUT NOT LIMITED TO, PROCUREMENT OF SUBSTITUTE GOODS OR SERVICES; LOSS OF USE, DATA, OR PROFITS; OR BUSINESS INTERRUPTION) HOWEVER CAUSED AND ON ANY THEORY OF LIABILITY, WHETHER IN CONTRACT, STRICT LIABILITY, OR TORT (INCLUDING NEGLIGENCE OR OTHERWISE) ARISING IN ANY WAY OUT OF THE USE OF THIS SOFTWARE, EVEN IF ADVISED OF THE POSSIBILITY OF SUCH DAMAGE.

Loki Library

Copyright © 2001 by Andrei Alexandrescu. This code accompanies the book:

Alexandrescu, Andrei. “Modern C++ Design: Generic Programming and Design Patterns Applied.” Copyright © 2001 Addison-Wesley. Permission to use, copy, modify, distribute and sell this software for any purpose is hereby granted without fee, provided that the above copyright notice appear in all copies and that both that copyright notice and this permission notice appear in supporting documentation.

Helma Project

Copyright © 1999-2004 Helma Project. All rights reserved.

THIS SOFTWARE IS PROVIDED “AS IS” AND ANY EXPRESSED OR IMPLIED WARRANTIES, INCLUDING, BUT NOT LIMITED TO, THE IMPLIED WARRANTIES OF MERCHANTABILITY AND FITNESS FOR A PARTICULAR PURPOSE ARE DISCLAIMED. IN NO EVENT SHALL THE HELMA PROJECT OR ITS CONTRIBUTORS BE LIABLE FOR ANY DIRECT, INDIRECT, INCIDENTAL, SPECIAL, EXEMPLARY, OR CONSEQUENTIAL DAMAGES (INCLUDING, BUT NOT LIMITED TO, PROCUREMENT OF SUBSTITUTE GOODS OR SERVICES; LOSS OF USE, DATA, OR PROFITS; OR BUSINESS INTERRUPTION) HOWEVER CAUSED AND ON ANY THEORY OF LIABILITY, WHETHER IN CONTRACT, STRICT LIABILITY, OR TORT (INCLUDING NEGLIGENCE OR OTHERWISE) ARISING IN ANY WAY OUT OF THE USE OF THIS SOFTWARE, EVEN IF ADVISED OF THE POSSIBILITY OF SUCH DAMAGE.

Helma includes third party software released under different specific license terms. See the licenses directory in the Helma distribution for a list of these license.

Sarissa

Copyright © 2004 Manos Batsis.

This library is free software; you can redistribute it and/or modify it under the terms of the GNU Lesser General Public License as published by the Free Software Foundation; either version 2.1 of the License, or (at your option) any later version.

This library is distributed in the hope that it will be useful, but WITHOUT ANY WARRANTY; without even the implied warranty of MERCHANTABILITY or FITNESS FOR A PARTICULAR PURPOSE. See the GNU Lesser General Public License for more details.

You should have received a copy of the GNU Lesser General Public License along with this library; if not, write to the Free Software Foundation, Inc., 59 Temple Place, Suite 330, Boston, MA 02111-1307 USA.



# Contents

## General Preface

- About This PeopleBook Preface .....vii**
- PeopleSoft Application Prerequisites.....vii
- PeopleSoft Application Fundamentals.....vii
- Documentation Updates and Printed Documentation.....viii
  - Obtaining Documentation Updates.....viii
  - Ordering Printed Documentation.....viii
- Additional Resources.....ix
- Typographical Conventions and Visual Cues.....x
  - Typographical Conventions.....x
  - Visual Cues.....xi
  - Country, Region, and Industry Identifiers.....xii
  - Currency Codes.....xii
- Comments and Suggestions.....xii
- Common Elements Used in PeopleBooks.....xiii

## Preface

- PeopleSoft Enterprise eCompensation Manager Desktop Preface.....xv**
- PeopleSoft Products.....xv
- PeopleSoft Enterprise Application Fundamentals.....xv
- PeopleBook Structure.....xv

## Chapter 1

- Getting Started with eCompensation Manager Desktop.....1**
- eCompensation Manager Desktop Overview.....1
- eCompensation Manager Desktop Implementation.....1

## Chapter 2

- Understanding eCompensation Manager Desktop.....3**
- eCompensation Manager Desktop Integrations.....3
- eCompensation Manager Desktop Components.....3
- Navigation in eCompensation Manager Desktop.....4
- Roles and Security in eCompensation Manager Desktop.....5

**Chapter 3**

**Reviewing Worker Compensation.....7**  
Viewing Compensation History.....7  
    Pages Used to Review Worker Compensation.....8  
Viewing Workers' Total Compensation.....8  
    Page Used to View Total Compensation.....8

**Chapter 4**

**Changing Worker Salaries.....9**  
Understanding the Change Employee Salary Process.....9  
    Prerequisites.....10  
Changing Worker Salaries.....10  
    Pages Used to Change Worker Salaries.....10  
    Entering Salary Information.....11  
Handling Errors or Warnings.....12

**Chapter 5**

**Changing Budgeted Salaries.....15**  
Understanding Budgeted Salary Changes.....15  
Prerequisites.....15  
Entering Budgeted Salary Change Requests.....16  
    Pages Used to Request a Budgeted Salary Change.....16  
Approving Budgeted Salary Changes.....17  
    Page Used to Approve Ad Hoc Salary Changes.....17  
Viewing the Status of Salary Changes.....17  
    Page Used to View Salary Change Status.....17

**Glossary of PeopleSoft Terms.....19**

**Index .....41**

# About This PeopleBook Preface

PeopleBooks provide you with the information that you need to implement and use PeopleSoft applications.

This preface discusses:

- PeopleSoft application prerequisites.
- PeopleSoft application fundamentals.
- Documentation updates and printed documentation.
- Additional resources.
- Typographical conventions and visual cues.
- Comments and suggestions.
- Common elements in PeopleBooks.

---

**Note.** PeopleBooks document only page elements, such as fields and check boxes, that require additional explanation. If a page element is not documented with the process or task in which it is used, then either it requires no additional explanation or it is documented with common elements for the section, chapter, PeopleBook, or product line. Elements that are common to all PeopleSoft applications are defined in this preface.

---

---

## PeopleSoft Application Prerequisites

To benefit fully from the information that is covered in these books, you should have a basic understanding of how to use PeopleSoft applications.

You might also want to complete at least one PeopleSoft introductory training course, if applicable.

You should be familiar with navigating the system and adding, updating, and deleting information by using PeopleSoft menus, and pages, forms, or windows. You should also be comfortable using the World Wide Web and the Microsoft Windows or Windows NT graphical user interface.

These books do not review navigation and other basics. They present the information that you need to use the system and implement your PeopleSoft applications most effectively.

---

## PeopleSoft Application Fundamentals

Each application PeopleBook provides implementation and processing information for your PeopleSoft applications.

---

**Note.** Application fundamentals PeopleBooks are not applicable to the PeopleTools product.

---

For some applications, additional, essential information describing the setup and design of your system appears in a companion volume of documentation called the application fundamentals PeopleBook. Most PeopleSoft product lines have a version of the application fundamentals PeopleBook. The preface of each PeopleBook identifies the application fundamentals PeopleBooks that are associated with that PeopleBook.

The application fundamentals PeopleBook consists of important topics that apply to many or all PeopleSoft applications across one or more product lines. Whether you are implementing a single application, some combination of applications within the product line, or the entire product line, you should be familiar with the contents of the appropriate application fundamentals PeopleBooks. They provide the starting points for fundamental implementation tasks.

---

## Documentation Updates and Printed Documentation

This section discusses how to:

- Obtain documentation updates.
- Order printed documentation.

### Obtaining Documentation Updates

You can find updates and additional documentation for this release, as well as previous releases, on the PeopleSoft Customer Connection website. Through the Documentation section of PeopleSoft Customer Connection, you can download files to add to your PeopleBook Library. You'll find a variety of useful and timely materials, including updates to the full PeopleSoft documentation that is delivered on your PeopleBooks CD-ROM.

---

**Important!** Before you upgrade, you must check PeopleSoft Customer Connection for updates to the upgrade instructions. PeopleSoft continually posts updates as the upgrade process is refined.

---

### See Also

PeopleSoft Customer Connection, <https://www.peoplesoft.com/corp/en/login.jsp>

### Ordering Printed Documentation

You can order printed, bound volumes of the complete PeopleSoft documentation that is delivered on your PeopleBooks CD-ROM. PeopleSoft makes printed documentation available for each major release shortly after the software is shipped. Customers and partners can order printed PeopleSoft documentation by using any of these methods:

- Web
- Telephone
- Email

#### Web

From the Documentation section of the PeopleSoft Customer Connection website, access the PeopleBooks Press website under the Ordering PeopleBooks topic. The PeopleBooks Press website is a joint venture between PeopleSoft and MMA Partners, the book print vendor. Use a credit card, money order, cashier's check, or purchase order to place your order.

## Telephone

Contact MMA Partners at 877 588 2525.

## Email

Send email to MMA Partners at [peoplebookspres@mmapartner.com](mailto:peoplebookspres@mmapartner.com).

## See Also

PeopleSoft Customer Connection, <https://www.peoplesoft.com/corp/en/login.jsp>

---

## Additional Resources

The following resources are located on the PeopleSoft Customer Connection website:

Resource	Navigation
Application maintenance information	Updates + Fixes
Business process diagrams	Support, Documentation, Business Process Maps
Interactive Services Repository	Interactive Services Repository
Hardware and software requirements	Implement, Optimize + Upgrade, Implementation Guide, Implementation Documentation & Software, Hardware and Software Requirements
Installation guides	Implement, Optimize + Upgrade, Implementation Guide, Implementation Documentation & Software, Installation Guides and Notes
Integration information	Implement, Optimize + Upgrade, Implementation Guide, Implementation Documentation and Software, Pre-built Integrations for PeopleSoft Enterprise and PeopleSoft EnterpriseOne Applications
Minimum technical requirements (MTRs) (EnterpriseOne only)	Implement, Optimize + Upgrade, Implementation Guide, Supported Platforms
PeopleBook documentation updates	Support, Documentation, Documentation Updates
PeopleSoft support policy	Support, Support Policy
Prerelease notes	Support, Documentation, Documentation Updates, Category, Prerelease Notes
Product release roadmap	Support, Roadmaps + Schedules
Release notes	Support, Documentation, Documentation Updates, Category, Release Notes

Resource	Navigation
Release value proposition	Support, Documentation, Documentation Updates, Category, Release Value Proposition
Statement of direction	Support, Documentation, Documentation Updates, Category, Statement of Direction
Troubleshooting information	Support, Troubleshooting
Upgrade documentation	Support, Documentation, Upgrade Documentation and Scripts

---

## Typographical Conventions and Visual Cues

This section discusses:

- Typographical conventions.
- Visual cues.
- Country, region, and industry identifiers.
- Currency codes.

### Typographical Conventions

This table contains the typographical conventions that are used in PeopleBooks:

Typographical Convention or Visual Cue	Description
<b>Bold</b>	Indicates PeopleCode function names, business function names, event names, system function names, method names, language constructs, and PeopleCode reserved words that must be included literally in the function call.
<i>Italics</i>	Indicates field values, emphasis, and PeopleSoft or other book-length publication titles. In PeopleCode syntax, italic items are placeholders for arguments that your program must supply.  We also use italics when we refer to words as words or letters as letters, as in the following: Enter the letter <i>O</i> .
KEY+KEY	Indicates a key combination action. For example, a plus sign (+) between keys means that you must hold down the first key while you press the second key. For ALT+W, hold down the ALT key while you press the W key.
Monospace font	Indicates a PeopleCode program or other code example.

Typographical Convention or Visual Cue	Description
“ ” (quotation marks)	Indicate chapter titles in cross-references and words that are used differently from their intended meanings.
... (ellipses)	Indicate that the preceding item or series can be repeated any number of times in PeopleCode syntax.
{ } (curly braces)	Indicate a choice between two options in PeopleCode syntax. Options are separated by a pipe ( ).
[ ] (square brackets)	Indicate optional items in PeopleCode syntax.
& (ampersand)	<p>When placed before a parameter in PeopleCode syntax, an ampersand indicates that the parameter is an already instantiated object.</p> <p>Ampersands also precede all PeopleCode variables.</p>

## Visual Cues

PeopleBooks contain the following visual cues.

### Notes

Notes indicate information that you should pay particular attention to as you work with the PeopleSoft system.

---

**Note.** Example of a note.

---

If the note is preceded by *Important!*, the note is crucial and includes information that concerns what you must do for the system to function properly.

---

**Important!** Example of an important note.

---

### Warnings

Warnings indicate crucial configuration considerations. Pay close attention to warning messages.

---

**Warning!** Example of a warning.

---

### Cross-References

PeopleBooks provide cross-references either under the heading “See Also” or on a separate line preceded by the word *See*. Cross-references lead to other documentation that is pertinent to the immediately preceding documentation.

## Country, Region, and Industry Identifiers

Information that applies only to a specific country, region, or industry is preceded by a standard identifier in parentheses. This identifier typically appears at the beginning of a section heading, but it may also appear at the beginning of a note or other text.

Example of a country-specific heading: “(FRA) Hiring an Employee”

Example of a region-specific heading: “(Latin America) Setting Up Depreciation”

### Country Identifiers

Countries are identified with the International Organization for Standardization (ISO) country code.

### Region Identifiers

Regions are identified by the region name. The following region identifiers may appear in PeopleBooks:

- Asia Pacific
- Europe
- Latin America
- North America

### Industry Identifiers

Industries are identified by the industry name or by an abbreviation for that industry. The following industry identifiers may appear in PeopleBooks:

- USF (U.S. Federal)
- E&G (Education and Government)

## Currency Codes

Monetary amounts are identified by the ISO currency code.

---

## Comments and Suggestions

Your comments are important to us. We encourage you to tell us what you like, or what you would like to see changed about PeopleBooks and other PeopleSoft reference and training materials. Please send your suggestions to:

PeopleSoft Product Documentation Manager PeopleSoft, Inc. 4460 Hacienda Drive Pleasanton, CA 94588

Or send email comments to [doc@peoplesoft.com](mailto:doc@peoplesoft.com).

While we cannot guarantee to answer every email message, we will pay careful attention to your comments and suggestions.

---

## Common Elements Used in PeopleBooks

<b>As of Date</b>	The last date for which a report or process includes data.
<b>Business Unit</b>	An ID that represents a high-level organization of business information. You can use a business unit to define regional or departmental units within a larger organization.
<b>Description</b>	Enter up to 30 characters of text.
<b>Effective Date</b>	The date on which a table row becomes effective; the date that an action begins. For example, to close out a ledger on June 30, the effective date for the ledger closing would be July 1. This date also determines when you can view and change the information. Pages or panels and batch processes that use the information use the current row.
<b>Once, Always, and Don't Run</b>	Select Once to run the request the next time the batch process runs. After the batch process runs, the process frequency is automatically set to Don't Run. Select Always to run the request every time the batch process runs. Select Don't Run to ignore the request when the batch process runs.
<b>Process Monitor</b>	Click to access the Process List page, where you can view the status of submitted process requests.
<b>Report Manager</b>	Click to access the Report List page, where you can view report content, check the status of a report, and see content detail messages (which show you a description of the report and the distribution list).
<b>Request ID</b>	An ID that represents a set of selection criteria for a report or process.
<b>Run</b>	Click to access the Process Scheduler request page, where you can specify the location where a process or job runs and the process output format.
<b>SetID</b>	An ID that represents a set of control table information, or TableSets. TableSets enable you to share control table information and processing options among business units. The goal is to minimize redundant data and system maintenance tasks. When you assign a setID to a record group in a business unit, you indicate that all of the tables in the record group are shared between that business unit and any other business unit that also assigns that setID to that record group. For example, you can define a group of common job codes that are shared between several business units. Each business unit that shares the job codes is assigned the same setID for that record group.
<b>Short Description</b>	Enter up to 15 characters of text.
<b>User ID</b>	An ID that represents the person who generates a transaction.



# PeopleSoft Enterprise eCompensation Manager Desktop Preface

This preface discusses:

- PeopleSoft Products.
- PeopleSoft Enterprise Application fundamentals.
- PeopleBook structure.

---

**Note.** This PeopleBook documents only page elements that require additional explanation. If a page element is not documented with the process or task in which it is used, then either it requires no additional explanation or it is documented with common elements for the section, chapter, PeopleBook, or product line.

---

---

## PeopleSoft Products

This PeopleBook refers to the following PeopleSoft product: PeopleSoft Enterprise eCompensation Manager Desktop.

---

## PeopleSoft Enterprise Application Fundamentals

The *PeopleSoft Enterprise eCompensation Manager Desktop 8.9 PeopleBook* provides you with implementation and processing information for your PeopleSoft Enterprise eCompensation Manager Desktop system. Additional, essential information describing the setup and design of your system appears in a companion volume of documentation called *PeopleSoft Enterprise HRMS 8.9 Application Fundamentals PeopleBook*. Each PeopleSoft product line has its own version of this documentation.

*PeopleSoft Enterprise HRMS 8.9 Application Fundamentals PeopleBook* consists of important topics that apply to many or all PeopleSoft Enterprise Applications across the PeopleSoft Enterprise HRMS product line. No matter which PeopleSoft Enterprise HRMS products you are implementing, you should be familiar with the contents of this central PeopleBook. It is the starting point for fundamentals, such as setting up control tables and administering security.

### See Also

*PeopleSoft Enterprise HRMS 8.9 Application Fundamentals PeopleBook*, “PeopleSoft Enterprise HRMS 8.9 Application Fundamentals Preface”

---

## PeopleBook Structure

PeopleSoft PeopleBooks follow a common structure. By understanding this structure, you can use this PeopleBook more efficiently.

The PeopleBooks structure conveys a task-based hierarchy of information. Each chapter describes a process that is required to set up or use the application. Chapter sections describe each task in the process. Subsections within a section describe a single step in the process task.

Some PeopleBooks may also be divided into parts. PeopleBook parts can group together similar implementation or business process chapters within an application or group together two or more applications that integrate into one overall business solution. When a book is divided into parts, each part is divided into chapters.

This table provides the order and descriptions of chapters in a PeopleBook.

Chapters	Description
Preface	<p>This is the chapter you’re reading now. It explains:</p> <ul style="list-style-type: none"> <li>• How to use the Application Fundamentals book.</li> <li>• How PeopleBooks are structured.</li> <li>• Common elements used in the PeopleBook, if necessary.</li> </ul>
Getting Started With...	<p>This chapter discusses product implementation guidelines. It explains:</p> <ul style="list-style-type: none"> <li>• The business processes documented within the book.</li> <li>• Integrations between the product and other products.</li> <li>• A high-level documentation to how our documentation maps to the overall implementation process; it doesn’t offer step-by-step guidance on how to perform an actual implementation.</li> </ul>
Navigation	<p>(Optional) Some PeopleSoft applications provide custom navigation pages that contain groupings of folders that support a specific business process, task, or user role. When an application contains custom navigation pages, this chapter provides basic navigation information for these pages.</p> <p><b>Note.</b> Not all applications have delivered custom navigation pages.</p>
Understanding...	<p>(Optional) This is an introductory chapter that broadly explains the product and the functionality within the product.</p>

Chapters	Description
Setup and Implementation	<p>This can be one or more chapters. These chapters contain documentation to assist you in setting up and implementing the product. For example, if functionality X is part of a product, this chapter would be devoted to explaining how to set up functionality X, not necessarily how to use functionality X. You would look to the corresponding business process chapter to learn how to use the functionality.</p> <p><b>Note.</b> There may be times when a small amount of business process information is included in a setup chapter if the amount of business process documentation was insufficient to create a separate section in the book.</p>
Business Process	<p>This can be one or more chapters. These chapters contain documentation that addresses specific business processes with each chapter generally devoted to a specific functional area. For example, if functionality X is part of a product, this chapter would be devoted to explain how the functionality works, not necessarily how to set up functionality X. You would look to the corresponding setup and implementation chapter to learn how to set up the functionality.</p> <p><b>Note.</b> There may be times when a small amount of setup and implementation information is included in a business process chapter if the amount of setup and implementation documentation was insufficient to create a separate chapter in the book.</p>
Appendixes	<p>(Optional) If the book requires it, one or more appendixes might be included in the book. Appendixes contain information considered supplemental to the primary documentation.</p>
Delivered Workflow Appendix	<p>(Optional) The delivered workflow appendix describes all of the workflows that are delivered for the application.</p> <p><b>Note.</b> Not all applications have delivered workflows.</p>
Reports Appendix	<p>(Optional) This appendix contains an abbreviated list of all of the product's reports. The detailed documentation on the use of these reports is usually included in the related business process chapter.</p>



# CHAPTER 1

## Getting Started with eCompensation Manager Desktop

This chapter provides an overview of eCompensation Manager Desktop transactions and discusses eCompensation Manager Desktop implementation tasks.

---

### eCompensation Manager Desktop Overview

eCompensation Manager Desktop has these transactions:

- Review compensation history.
- Review total compensation.
- Request ad hoc salary changes.
- Request budgeted salary changes.

---

### eCompensation Manager Desktop Implementation

PeopleSoft Setup Manager enables you to generate a list of setup tasks for your organization based on the features that you are implementing. The setup tasks include the components that you must set up, listed in the order in which you must enter data into the component tables, and links to the corresponding PeopleBook documentation.

#### Other Sources of Information

In the planning phase of your implementation, take advantage of all PeopleSoft sources of information, including the installation guides, data models, business process maps, and troubleshooting guidelines. A complete list of these resources appears in the preface in the *PeopleSoft Enterprise HRMS 8.9 Application Fundamentals PeopleBook*, with information about where to find the most current version of each.

#### See Also

*PeopleSoft Setup Manager for PeopleSoft Enterprise HRMS and Campus Solutions 8.9 PeopleBook*



## CHAPTER 2

# Understanding eCompensation Manager Desktop

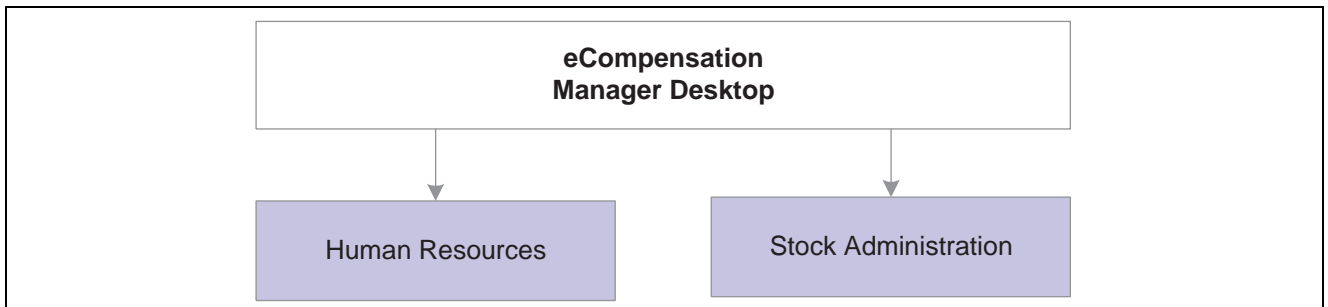
This chapter discusses:

- eCompensation Manager Desktop integrations.
- eCompensation Manager Desktop components.
- Navigation in eCompensation Manager Desktop.
- Roles and security in eCompensation Manager Desktop.

---

## eCompensation Manager Desktop Integrations

eCompensation Manager Desktop integrates with these PeopleSoft Enterprise applications:



eCompensation Manager Desktop integration flow with other PeopleSoft Enterprise applications

---

## eCompensation Manager Desktop Components

These transactions are delivered with eCompensation Manager Desktop:

- Compensation History: Managers can review or verify the worker's compensation history.
- Total Compensation: Managers can view the total compensation for selected workers.
- Request Ad Hoc Salary Change: Managers can request a salary increase for a worker or group.
- Approve Ad Hoc Salary Change: After the manager completes the ad hoc salary request, it is routed for approval.

The levels of approval and the approvers are set up in the approval setup tables and listed on the Approval page.

- View Ad Hoc Change Status: Managers can view the status of ad hoc salary change requests submitted in the Request Ad Hoc Salary Change transaction.

- **Request Budgeted Salary Change:** Managers can request or perform a merit increase for a group of workers, based on the salary increase budget approved by the appropriate departments.
- **Approve Budgeted Salary Change:** After the manager completes the salary change request, it is routed for approval.

The levels of approval and approvers are set up in the approval setup tables and listed on the Approval page.

- **View Budgeted Salary Change Status:** Managers can view the status of all salary change requests submitted in the Salary Change for Groups with an Allocated Budget.

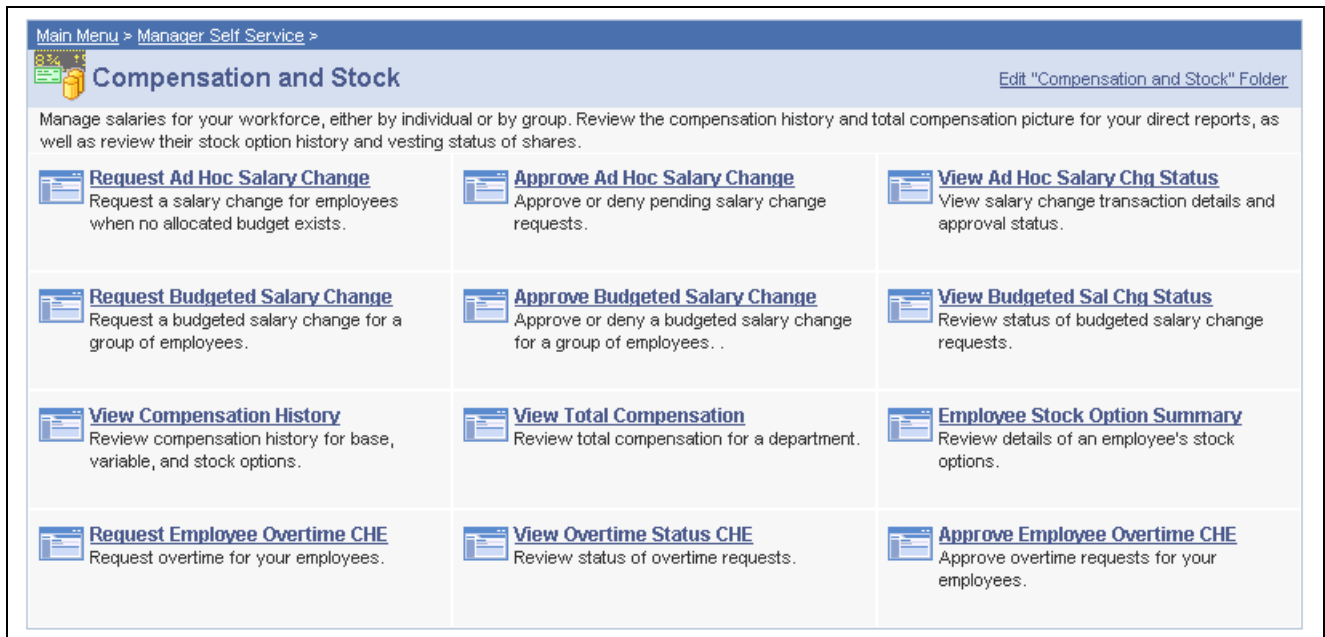
## Navigation in eCompensation Manager Desktop

There are two ways to access self service transactions:

- Homepages.
- Standard menu navigation path.

### Homepages

The homepage presents a simple interface design and direct navigation for the end user. The links that appear on a homepage depend on which collaborative applications have been purchased and whether the application has been selected on the Installation table.



eCompensation Manager Desktop - Compensation and Stock homepage

### Standard Menu Navigation

The standard menu-driven navigation path is the standard access method. Homepages are easier to navigate for workers who are not PeopleSoft Enterprise users.



Standard navigation path

## Roles and Security in eCompensation Manager Desktop

Self service transactions are targeted to specific roles, such as worker, manager, and faculty member. These roles help determine:

- The transactions that a user can access.
- The information that a user can view.

User roles determine default access to transactions. Create user roles on the Maintain Security page in the User Profile component. You assign a role to a user profile. User profiles are linked to access control lists. Each access control list identifies the pages that users can access. To modify access to specific web pages for each role, modify the access control list. User profiles also control the data that each worker can access.

### See Also

*PeopleTools PeopleBook: Security, “Understanding PeopleSoft Security”*



## CHAPTER 3

# Reviewing Worker Compensation

This chapter discusses how to:

- View compensation history.
- View workers' total compensation.

---

## Viewing Compensation History

Managers use the Compensation History transaction to review or verify a worker's compensation history. The Compensation History page contains these sections:

- Employee Job Information displays the worker's ID number, department, job title, and worker status.
- Salary History lists all salary changes that occurred during the specified time period. You can link to the Salary Change Details page to view details of the salary change.
- Variable Cash Compensation displays each cash award that the worker received through a variable compensation plan.
- Variable Non-Cash Compensation displays information for each non-cash award that the worker received through a variable compensation plan.
- Stock Option Details displays information for each stock option award that the worker received through a variable compensation plan.

This information does not appear if PeopleSoft Enterprise Stock Administration is purchased.

- Changing Currency enables users to toggle between the currency in which the compensation was issued and the currency specified in the user profile.
- Review Employee Option provides a link to information on stock options granted through Stock Administration when Stock Administration is purchased.

## Pages Used to Review Worker Compensation

Page Name	Object Name	Navigation	Usage
Compensation History	HR_SS_MG_COMP_HIST	Manager Self Service, Compensation and Stock, View Compensation History	Managers use the Compensation History page to review or verify a worker's compensation history.
Salary Change Details	HR_SS_MG_SALCG_SEC	Click a date in the Date of Change column on the Compensation History page.	Managers use this page to view details of the salary change.

---

## Viewing Workers' Total Compensation

Managers can view the total compensation for selected workers. If PeopleSoft Enterprise Payroll for North America is installed, the amount that appears comes from Payroll for North America. Otherwise, the amounts come from PeopleSoft Enterprise Human Resources. Total compensation includes base salary, regular bonus, seniority, stock, monetary awards, nonmonetary awards, and ad hoc awards.

The Total Compensation transaction is based on the Total Compensation warehouse, which needs to be prepared to display information in self service. We provide the Total Compensation Plan *SSTCPLAN* as system data. Your compensation administrator must run the Total Compensation extraction processes on this plan to update compensation information in the warehouse.

### See Also

*PeopleSoft Enterprise Human Resources 8.9 PeopleBook: Report Total Compensation*, "Setting Up Total Compensation Reporting Plans"

## Page Used to View Total Compensation

Page Name	Object Name	Navigation	Usage
Total Compensation	HR_SS_TC_MG_REVIEW	Manager Self Service, Compensation and Stock, View Total Compensation	Managers use this page to see all compensation for their direct reports. You can also see all compensation for workers who report to your direct reports.

## CHAPTER 4

# Changing Worker Salaries

This chapter provides an overview of the Change Employee Salary process, lists prerequisites, and discusses how to:

- Request, approve, and view worker salary changes.
- Handle errors or warnings.

---

## Understanding the Change Employee Salary Process

eCompensation Manager Desktop provides three self service transactions that improve the efficiency for changing workers' salaries.

- Request Ad Hoc Salary Change.

A manager accesses Request Ad Hoc Salary Change. The system displays a list of the manager's direct reports as of the transaction effective date, and the manager has the option of selecting more than one worker. After the manager selects a worker, information about the salary change is entered.

Once the request is submitted, the system will either update compensation records or send a notification to the approving manager.

- Approve Ad Hoc Salary Change.

The approving manager accesses Approve Ad Hoc Salary Change. The approving manager can either approve or deny the salary change for one or more workers. The details of the salary change cannot be altered. However, the approving manager can enter a comment.

- View Ad Hoc Salary Change Status.

Managers can check on the status of the request using View Ad Hoc Salary Chg Status.

To complete the change worker salary process:

1. A manager accesses Request Ad Hoc Salary Change.

The system displays a list of the manager's direct reports. The manager has the option of selecting more than one worker. After the manager selects a worker, information about the salary change is entered.

Once the request is submitted, the system will either update job compensation records or send a notification to the approving manager.

2. The approving manager accesses Approve Ad Hoc Salary Change.

The approving manager can either approve or deny the salary change for one or more workers. The details of the salary change cannot be altered. However, the approving manager can enter a comment.

3. Managers can check on the status of the request using View Ad Hoc Chg (change) Status.

4. If an administrator needs to process the data, the administrator accesses the Workflow Inquiry page.

## Prerequisites

Before you can begin the Request Ad Hoc Salary Change process you must:

1. Activate Workflow.
2. Set up group build if Group ID will be used as the access type for managers requesting salary changes for their direct reports.
3. Set up the access type for HR\_MGR\_SALCHANGE on the Direct Reports Setup page.
4. Define the rules for salary change on the Configuration Options, Notification Setup, and Component Interface Setup pages.

### See Also

*PeopleSoft Enterprise HRMS 8.9 Application Fundamentals PeopleBook*, “Setting Up and Working with Groups”

*PeopleSoft Enterprise HRMS 8.9 Application Fundamentals PeopleBook*, “Setting Up and Working with Self-Service Transactions”

---

## Changing Worker Salaries

This section discusses how to enter salary information.

### Pages Used to Change Worker Salaries

Page Name	Object Name	Navigation	Usage
Ad Hoc Salary Change	OPRROWS_MULTI	Manager Self Service, Compensation and Stock, Request Ad Hoc Salary Change	Managers select the workers whose salaries they want to change.
Ad Hoc Salary Change	HR_SALCHANGE_MGR	Click Continue from the Request Employee Salary Change page after selecting workers.	Managers enter the new salary information.
Approve Ad Hoc Salary Change, View Salary Change Status	SS_LIST	<ul style="list-style-type: none"> <li>• Manager Self Service, Compensation and Stock, Approve Ad Hoc Salary Change</li> <li>• Manager Self Service, Compensation and Stock, View Salary Change Status</li> </ul>	Managers can view and then approve or deny each worker’s salary change request and enter any relevant comments.
Administer Request	HR_SALCHANGE_ADM	Workforce Administration, Self Service Transactions, Salary Change Requests	Administrators review and update salary change request statuses.

## Entering Salary Information

Access the Ad Hoc Salary Change Request page, select the workers for whom you want to enter new salary information, and click Submit.

### Ad Hoc Salary Change

The employees you selected are displayed below. Enter the desired salary change information and click Calculate New Total for each person. Click Submit once all salary changes have been entered.

**Salary Change Date:** 09/30/2004

**Allan Martin**

**Employee ID:** KU0012

**Job Information**

Enter Salary Change Amounts | View Additional Salary Info

Component	Current Amount	Change Percent (ex. 10.850%)	Change Amount	New Amount	
Default NA Hourly	12.50	0.000	0.00	12.50	USD

**Compensation Frequency:** Monthly

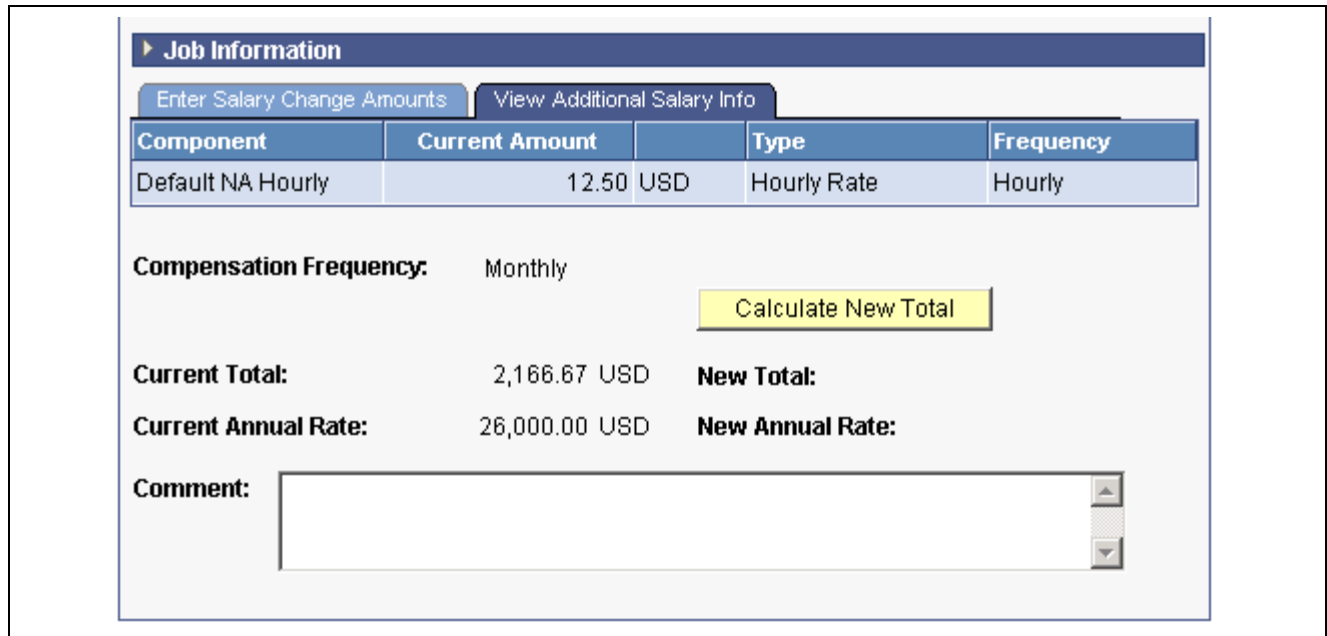
**Current Total:** 2,166.67 USD      **New Total:**

**Current Annual Rate:** 26,000.00 USD      **New Annual Rate:**

**Comment:**

[Return To Manager Self Service](#)  
[Return to Select Employees](#)  
[Return to Compensation and Stock](#)

Ad Hoc Salary Change page: Enter Salary Change Amounts tab



Ad Hoc Salary Change page: View Additional Salary Info tab

### Enter Salary Change Amounts tab

- Change Percent**                      If you want to change the salary amount by a specific percentage amount, enter that amount.
- Change Amount**                      If you want to change the salary amount by a flat amount, enter that amount.
- Change Points**                      If you want to change the salary amount by salary points, enter the number of points by which you want to increase the salary amount.
- New Amount**                          If you want to just enter the new salary amount, enter that amount.
- Calculate New Total**                      Click this button to have the system calculate the new total and new annual rate amounts.

### View Additional Information tab

View additional salary information for selected individuals.

---

## Handling Errors or Warnings

The Workflow Inquiry page enables administrators to review all transactions that:

- Successfully updated the database.
- Require further processing.

This page also provides an audit trail of who made the update to the database. To display information about salary change requests, go to Workflow Inquiry page. Enter either an employee ID or select a transaction name. If you select a transaction name, select HR\_SALCHANGE.

**See Also**

*PeopleSoft Enterprise HRMS 8.9 Application Fundamentals PeopleBook*, “Setting Up and Working with Self-Service Transactions”



## CHAPTER 5

# Changing Budgeted Salaries

This chapter provides an overview of budgeted salary changes, lists prerequisites, and discusses how to:

- Enter salary changes.
- Approve budgeted salary changes.
- View the status of salary changes.

---

## Understanding Budgeted Salary Changes

eCompensation Manager Desktop enables managers to change their direct reports' salary online. The process for changing a budgeted salary is:

1. The HR department must allocate and approve a salary increase budget for the group.
2. Review the worker's compensation history.
3. If a salary change is required, enter the request and submit the request for approval.
4. If approval is required, an approver can accept or reject the request.
5. The manager can review the status of the request.

---

## Prerequisites

Before managers can enter salary change requests, you must:

1. Activate workflow.
2. Set up budgeted salary plans.

### See Also

*PeopleSoft Enterprise HRMS 8.9 Application Fundamentals PeopleBook*, “Setting Up and Working with Self-Service Transactions”

*PeopleSoft Enterprise Human Resources 8.9 PeopleBook: Manage Base Compensation and Budgeting*, “Budgeting and Planning Salary Increases”

## Entering Budgeted Salary Change Requests

Managers use the Request Budgeted Salary Change transaction to request or perform a merit increase for their direct reports. The manager selects a worker or a group and enters an increase for selected salary components. For groups with allocated budgets, the manager can adjust the increases for individuals in the group and compare the results with the budget. When the changes are complete, the manager submits the requests for approval. The submitted requests are routed for approval.

### Pages Used to Request a Budgeted Salary Change

Page Name	Object Name	Navigation	Usage
Request Group Salary Change	HR_SALCHGRP_LAUNCH	Manager Self Service, Compensation and Stock, Request Budgeted Salary Change	Request a salary change for a group of workers based on the approved salary budget. If the approved budget contains more than one salary increase (which vary by effective date, sequence, action, and action reason), the system displays the earliest change that has not been submitted for approval. Select a group to initiate a salary change request by clicking the group ID.
Change Employee's Salary	HR_SALCHBGT_SALPL	Click the Edit button on the worker's data row on the Request Group Salary Change With Allocated Budget page.	For groups of workers with Budgets. View component salary details and modify the proposed salary increase for an individual worker.
Change Salary Component	HR_SALCHBGT_SP_MC	Click the Edit button on a component row of the Change Employee's Salary page.	For groups of workers with Budgets. Modify the proposed salary change amount for an individual component in the worker's compensation package.
Submit Confirmation	HR_SALCHBGT_CONFRM	Click the Submit for Approval button on the Request Group Salary Change with Allocated Budget page.	For groups of workers with Budgets. Verifies that the salary change request has been submitted.

---

## Approving Budgeted Salary Changes

After the manager completes the salary change request, it is routed for approval. The levels of approval and approvers are set up in the approval setup tables and are displayed on the Approval page. Only the next approver on the list has access to the page. After final approval is granted, an email notification is sent to the manager and a worklist or email is sent to HR as notification that the salary changes are approved and can be loaded to the workers' job data.

### Page Used to Approve Ad Hoc Salary Changes

Page Name	Object Name	Navigation	Usage
Approve Group Salary Change	HR_SALCHGRP_APPR_L	Manager Self Service, Compensation and Stock, Approve Budgeted Salary Change	Approve or deny the requested salary changes.

---

## Viewing the Status of Salary Changes

Managers use this transaction to view the status of salary change requests submitted in the Employee Salary Change Request transaction. This page is identical to the Approval transaction, except that the Approve and Deny buttons do not appear.

### Page Used to View Salary Change Status

Page Name	Object Name	Navigation	Usage
Group Salary Change Status	HR_SALCHGRP_VW_L	Manager Self Service, Compensation and Stock, View Budgeted Sal Chg Status	View the status of salary change requests.



# Glossary of PeopleSoft Terms

<b>absence entitlement</b>	This element defines rules for granting paid time off for valid absences, such as sick time, vacation, and maternity leave. An absence entitlement element defines the entitlement amount, frequency, and entitlement period.
<b>absence take</b>	This element defines the conditions that must be met before a payee is entitled to take paid time off.
<b>academic career</b>	In PeopleSoft Enterprise Campus Solutions, all course work that a student undertakes at an academic institution and that is grouped in a single student record. For example, a university that has an undergraduate school, a graduate school, and various professional schools might define several academic careers—an undergraduate career, a graduate career, and separate careers for each professional school (law school, medical school, dental school, and so on).
<b>academic institution</b>	In PeopleSoft Enterprise Campus Solutions, an entity (such as a university or college) that is independent of other similar entities and that has its own set of rules and business processes.
<b>academic organization</b>	In PeopleSoft Enterprise Campus Solutions, an entity that is part of the administrative structure within an academic institution. At the lowest level, an academic organization might be an academic department. At the highest level, an academic organization can represent a division.
<b>academic plan</b>	In PeopleSoft Enterprise Campus Solutions, an area of study—such as a major, minor, or specialization—that exists within an academic program or academic career.
<b>academic program</b>	In PeopleSoft Enterprise Campus Solutions, the entity to which a student applies and is admitted and from which the student graduates.
<b>accounting class</b>	In PeopleSoft Enterprise Performance Management, the accounting class defines how a resource is treated for generally accepted accounting practices. The Inventory class indicates whether a resource becomes part of a balance sheet account, such as inventory or fixed assets, while the Non-inventory class indicates that the resource is treated as an expense of the period during which it occurs.
<b>accounting date</b>	The accounting date indicates when a transaction is recognized, as opposed to the date the transaction actually occurred. The accounting date and transaction date can be the same. The accounting date determines the period in the general ledger to which the transaction is to be posted. You can only select an accounting date that falls within an open period in the ledger to which you are posting. The accounting date for an item is normally the invoice date.
<b>accounting split</b>	The accounting split method indicates how expenses are allocated or divided among one or more sets of accounting ChartFields.
<b>accumulator</b>	You use an accumulator to store cumulative values of defined items as they are processed. You can accumulate a single value over time or multiple values over time. For example, an accumulator could consist of all voluntary deductions, or all company deductions, enabling you to accumulate amounts. It allows total flexibility for time periods and values accumulated.
<b>action reason</b>	The reason an employee's job or employment information is updated. The action reason is entered in two parts: a personnel action, such as a promotion, termination, or change from one pay group to another—and a reason for that action. Action reasons are used by PeopleSoft Human Resources, PeopleSoft Benefits Administration,

	PeopleSoft Stock Administration, and the COBRA Administration feature of the Base Benefits business process.
<b>action template</b>	In PeopleSoft Receivables, outlines a set of escalating actions that the system or user performs based on the period of time that a customer or item has been in an action plan for a specific condition.
<b>activity</b>	<p>In PeopleSoft Enterprise Learning Management, an instance of a catalog item (sometimes called a class) that is available for enrollment. The activity defines such things as the costs that are associated with the offering, enrollment limits and deadlines, and waitlisting capacities.</p> <p>In PeopleSoft Enterprise Performance Management, the work of an organization and the aggregation of actions that are used for activity-based costing.</p> <p>In PeopleSoft Project Costing, the unit of work that provides a further breakdown of projects—usually into specific tasks.</p> <p>In PeopleSoft Workflow, a specific transaction that you might need to perform in a business process. Because it consists of the steps that are used to perform a transaction, it is also known as a step map.</p>
<b>address usage</b>	In PeopleSoft Enterprise Campus Solutions, a grouping of address types defining the order in which the address types are used. For example, you might define an address usage code to process addresses in the following order: billing address, dormitory address, home address, and then work address.
<b>adjustment calendar</b>	In PeopleSoft Enterprise Campus Solutions, the adjustment calendar controls how a particular charge is adjusted on a student's account when the student drops classes or withdraws from a term. The charge adjustment is based on how much time has elapsed from a predetermined date, and it is determined as a percentage of the original charge amount.
<b>administrative function</b>	In PeopleSoft Enterprise Campus Solutions, a particular functional area that processes checklists, communication, and comments. The administrative function identifies which variable data is added to a person's checklist or communication record when a specific checklist code, communication category, or comment is assigned to the student. This key data enables you to trace that checklist, communication, or comment back to a specific processing event in a functional area.
<b>admit type</b>	In PeopleSoft Enterprise Campus Solutions, a designation used to distinguish first-year applications from transfer applications.
<b>agreement</b>	In PeopleSoft eSettlements, provides a way to group and specify processing options, such as payment terms, pay from a bank, and notifications by a buyer and supplier location combination.
<b>allocation rule</b>	In PeopleSoft Enterprise Incentive Management, an expression within compensation plans that enables the system to assign transactions to nodes and participants. During transaction allocation, the allocation engine traverses the compensation structure from the current node to the root node, checking each node for plans that contain allocation rules.
<b>alternate account</b>	A feature in PeopleSoft General Ledger that enables you to create a statutory chart of accounts and enter statutory account transactions at the detail transaction level, as required for recording and reporting by some national governments.
<b>analysis database</b>	In PeopleSoft Enterprise Campus Solutions, database tables that store large amounts of student information that may not appear in standard report formats. The analysis database tables contain keys for all objects in a report that an application program can use to reference other student-record objects that are not contained in the printed report. For instance, the analysis database contains data on courses that are considered for satisfying a requirement but that are rejected. It also contains information on

	courses captured by global limits. An analysis database is used in PeopleSoft Enterprise Academic Advisement.
<b>Application Messaging</b>	PeopleSoft Application Messaging enables applications within the PeopleSoft Enterprise product family to communicate synchronously or asynchronously with other PeopleSoft and third-party applications. An application message defines the records and fields to be published or subscribed to.
<b>AR specialist</b>	Abbreviation for <i>receivables specialist</i> . In PeopleSoft Receivables, an individual in who tracks and resolves deductions and disputed items.
<b>arbitration plan</b>	In PeopleSoft Enterprise Pricer, defines how price rules are to be applied to the base price when the transaction is priced.
<b>assessment rule</b>	In PeopleSoft Receivables, a user-defined rule that the system uses to evaluate the condition of a customer's account or of individual items to determine whether to generate a follow-up action.
<b>asset class</b>	An asset group used for reporting purposes. It can be used in conjunction with the asset category to refine asset classification.
<b>attribute/value pair</b>	In PeopleSoft Directory Interface, relates the data that makes up an entry in the directory information tree.
<b>audience</b>	In PeopleSoft Enterprise Campus Solutions, a segment of the database that relates to an initiative, or a membership organization that is based on constituent attributes rather than a dues-paying structure. Examples of audiences include the Class of '65 and Undergraduate Arts & Sciences.
<b>authentication server</b>	A server that is set up to verify users of the system.
<b>base time period</b>	In PeopleSoft Business Planning, the lowest level time period in a calendar.
<b>benchmark job</b>	In PeopleSoft Workforce Analytics, a benchmark job is a job code for which there is corresponding salary survey data from published, third-party sources.
<b>billing career</b>	In PeopleSoft Enterprise Campus Solutions, the one career under which other careers are grouped for billing purposes if a student is active simultaneously in multiple careers.
<b>bio bit or bio brief</b>	In PeopleSoft Enterprise Campus Solutions, a report that summarizes information stored in the system about a particular constituent. You can generate standard or specialized reports.
<b>book</b>	In PeopleSoft Asset Management, used for storing financial and tax information, such as costs, depreciation attributes, and retirement information on assets.
<b>branch</b>	A tree node that rolls up to nodes above it in the hierarchy, as defined in PeopleSoft Tree Manager.
<b>budgetary account only</b>	An account used by the system only and not by users; this type of account does not accept transactions. You can only budget with this account. Formerly called "system-maintained account."
<b>budget check</b>	In commitment control, the processing of source transactions against control budget ledgers, to see if they pass, fail, or pass with a warning.
<b>budget control</b>	In commitment control, budget control ensures that commitments and expenditures don't exceed budgets. It enables you to track transactions against corresponding budgets and terminate a document's cycle if the defined budget conditions are not met. For example, you can prevent a purchase order from being dispatched to a vendor if there are insufficient funds in the related budget to support it.

<b>budget period</b>	The interval of time (such as 12 months or 4 quarters) into which a period is divided for budgetary and reporting purposes. The ChartField allows maximum flexibility to define operational accounting time periods without restriction to only one calendar.
<b>business activity</b>	The name of a subset of a detailed business process. This might be a specific transaction, task, or action that you perform in a business process.
<b>business event</b>	In PeopleSoft Receivables, defines the processing characteristics for the Receivable Update process for a draft activity.  In PeopleSoft Sales Incentive Management, an original business transaction or activity that may justify the creation of a PeopleSoft Enterprise Incentive Management event (a sale, for example).
<b>business process</b>	A standard set of 17 business processes are defined and maintained by the PeopleSoft product families and are supported by Business Process Engineering group at PeopleSoft. An example of a business process is Order Fulfillment, which is a business process that manages sales orders and contracts, inventory, billing, and so forth.  See also <i>detailed business process</i> .
<b>business task</b>	The name of the specific function depicted in one of the business processes.
<b>business unit</b>	A corporation or a subset of a corporation that is independent with regard to one or more operational or accounting functions.
<b>buyer</b>	In PeopleSoft eSettlements, an organization (or business unit, as opposed to an individual) that transacts with suppliers (vendors) within the system. A buyer creates payments for purchases that are made in the system.
<b>campus</b>	In PeopleSoft Enterprise Campus Solutions, an entity that is usually associated with a distinct physical administrative unit, that belongs to a single academic institution, that uses a unique course catalog, and that produces a common transcript for students within the same academic career.
<b>catalog item</b>	In PeopleSoft Enterprise Learning Management, a specific topic that a learner can study and have tracked. For example, "Introduction to Microsoft Word." A catalog item contains general information about the topic and includes a course code, description, categorization, keywords, and delivery methods. A catalog item can have one or more learning activities.
<b>catalog map</b>	In PeopleSoft Catalog Management, translates values from the catalog source data to the format of the company's catalog.
<b>catalog partner</b>	In PeopleSoft Catalog Management, shares responsibility with the enterprise catalog manager for maintaining catalog content.
<b>categorization</b>	Associates partner offerings with catalog offerings and groups them into enterprise catalog categories.
<b>category</b>	In PeopleSoft Enterprise Campus Solutions, a broad grouping to which specific comments or communications (contexts) are assigned. Category codes are also linked to 3C access groups so that you can assign data-entry or view-only privileges across functions.
<b>channel</b>	In PeopleSoft MultiChannel Framework, email, chat, voice (computer telephone integration [CTI]), or a generic event.
<b>ChartField</b>	A field that stores a chart of accounts, resources, and so on, depending on the PeopleSoft application. ChartField values represent individual account numbers, department codes, and so forth.
<b>ChartField balancing</b>	You can require specific ChartFields to match up (balance) on the debit and the credit side of a transaction.

<b>ChartField combination edit</b>	The process of editing journal lines for valid ChartField combinations based on user-defined rules.
<b>ChartKey</b>	One or more fields that uniquely identify each row in a table. Some tables contain only one field as the key, while others require a combination.
<b>checkbook</b>	In PeopleSoft Promotions Management, enables you to view financial data (such as planned, incurred, and actual amounts) that is related to funds and trade promotions.
<b>checklist code</b>	In PeopleSoft Enterprise Campus Solutions, a code that represents a list of planned or completed action items that can be assigned to a staff member, volunteer, or unit. Checklists enable you to view all action assignments on one page.
<b>class</b>	In PeopleSoft Enterprise Campus Solutions, a specific offering of a course component within an academic term.  See also <i>course</i> .
<b>Class ChartField</b>	A ChartField value that identifies a unique appropriation budget key when you combine it with a fund, department ID, and program code, as well as a budget period. Formerly called <i>sub-classification</i> .
<b>clearance</b>	In PeopleSoft Enterprise Campus Solutions, the period of time during which a constituent in PeopleSoft Contributor Relations is approved for involvement in an initiative or an action. Clearances are used to prevent development officers from making multiple requests to a constituent during the same time period.
<b>clone</b>	In PeopleCode, to make a unique copy. In contrast, to <i>copy</i> may mean making a new reference to an object, so if the underlying object is changed, both the copy and the original change.
<b>cohort</b>	In PeopleSoft Enterprise Campus Solutions, the highest level of the three-level classification structure that you define for enrollment management. You can define a cohort level, link it to other levels, and set enrollment target numbers for it.  See also <i>population</i> and <i>division</i> .
<b>collection</b>	To make a set of documents available for searching in Verity, you must first create at least one collection. A collection is set of directories and files that allow search application users to use the Verity search engine to quickly find and display source documents that match search criteria. A collection is a set of statistics and pointers to the source documents, stored in a proprietary format on a file server. Because a collection can only store information for a single location, PeopleSoft maintains a set of collections (one per language code) for each search index object.
<b>collection rule</b>	In PeopleSoft Receivables, a user-defined rule that defines actions to take for a customer based on both the amount and the number of days past due for outstanding balances.
<b>comm key</b>	See <i>communication key</i> .
<b>communication key</b>	In PeopleSoft Enterprise Campus Solutions, a single code for entering a combination of communication category, communication context, communication method, communication direction, and standard letter code. Communication keys (also called <i>comm keys</i> or <i>speed keys</i> ) can be created for background processes as well as for specific users.
<b>compensation object</b>	In PeopleSoft Enterprise Incentive Management, a node within a compensation structure. Compensation objects are the building blocks that make up a compensation structure's hierarchical representation.

<b>compensation structure</b>	In PeopleSoft Enterprise Incentive Management, a hierarchical relationship of compensation objects that represents the compensation-related relationship between the objects.
<b>component interface</b>	A component interface is a set of application programming interfaces (APIs) that you can use to access and modify PeopleSoft database information using a program instead of the PeopleSoft client.
<b>condition</b>	In PeopleSoft Receivables, occurs when there is a change of status for a customer's account, such as reaching a credit limit or exceeding a user-defined balance due.
<b>configuration parameter catalog</b>	Used to configure an external system with PeopleSoft. For example, a configuration parameter catalog might set up configuration and communication parameters for an external server.
<b>configuration plan</b>	In PeopleSoft Enterprise Incentive Management, configuration plans hold allocation information for common variables (not incentive rules) and are attached to a node without a participant. Configuration plans are not processed by transactions.
<b>constituents</b>	In PeopleSoft Enterprise Campus Solutions, friends, alumni, organizations, foundations, or other entities affiliated with the institution, and about which the institution maintains information. The constituent types delivered with PeopleSoft Enterprise Contributor Relations Solutions are based on those defined by the Council for the Advancement and Support of Education (CASE).
<b>content reference</b>	Content references are pointers to content registered in the portal registry. These are typically either URLs or iScripts. Content references fall into three categories: target content, templates, and template pagelets.
<b>context</b>	<p>In PeopleCode, determines which buffer fields can be contextually referenced and which is the current row of data on each scroll level when a PeopleCode program is running.</p> <p>In PeopleSoft Enterprise Campus Solutions, a specific instance of a comment or communication. One or more contexts are assigned to a category, which you link to 3C access groups so that you can assign data-entry or view-only privileges across functions.</p> <p>In PeopleSoft Enterprise Incentive Management, a mechanism that is used to determine the scope of a processing run. PeopleSoft Enterprise Incentive Management uses three types of context: plan, period, and run-level.</p>
<b>control table</b>	Stores information that controls the processing of an application. This type of processing might be consistent throughout an organization, or it might be used only by portions of the organization for more limited sharing of data.
<b>cost profile</b>	A combination of a receipt cost method, a cost flow, and a deplete cost method. A profile is associated with a cost book and determines how items in that book are valued, as well as how the material movement of the item is valued for the book.
<b>cost row</b>	A cost transaction and amount for a set of ChartFields.
<b>course</b>	<p>In PeopleSoft Enterprise Campus Solutions, a course that is offered by a school and that is typically described in a course catalog. A course has a standard syllabus and credit level; however, these may be modified at the class level. Courses can contain multiple components such as lecture, discussion, and lab.</p> <p>See also <i>class</i>.</p>
<b>course share set</b>	In PeopleSoft Enterprise Campus Solutions, a tag that defines a set of requirement groups that can share courses. Course share sets are used in PeopleSoft Enterprise Academic Advisement.

<b>current learning</b>	In PeopleSoft Enterprise Learning Management, a self-service repository for all of a learner's in-progress learning activities and programs.
<b>data acquisition</b>	In PeopleSoft Enterprise Incentive Management, the process during which raw business transactions are acquired from external source systems and fed into the operational data store (ODS).
<b>data cube</b>	In PeopleSoft Analytic Calculation Engine, a data cube is a container for one kind of data (such as Sales data) and works with in tandem with one or more dimensions. Dimensions and data cubes in PeopleSoft Analytic Calculation Engine are unrelated to dimensions and online analytical processing (OLAP) cubes in PeopleSoft Cube Manager.
<b>data elements</b>	Data elements, at their simplest level, define a subset of data and the rules by which to group them.  For Workforce Analytics, data elements are rules that tell the system what measures to retrieve about your workforce groups.
<b>dataset</b>	A data grouping that enables role-based filtering and distribution of data. You can limit the range and quantity of data that is displayed for a user by associating dataset rules with user roles. The result of dataset rules is a set of data that is appropriate for the user's roles.
<b>delivery method</b>	In PeopleSoft Enterprise Learning Management, identifies the primary type of delivery method in which a particular learning activity is offered. Also provides default values for the learning activity, such as cost and language. This is primarily used to help learners search the catalog for the type of delivery from which they learn best. Because PeopleSoft Enterprise Learning Management is a blended learning system, it does not enforce the delivery method.  In PeopleSoft Supply Chain Management, identifies the method by which goods are shipped to their destinations (such as truck, air, rail, and so on). The delivery method is specified when creating shipment schedules.
<b>delivery method type</b>	In PeopleSoft Enterprise Learning Management, identifies how learning activities can be delivered—for example, through online learning, classroom instruction, seminars, books, and so forth—in an organization. The type determines whether the delivery method includes scheduled components.
<b>detailed business process</b>	A subset of the business process. For example, the detailed business process named Determine Cash Position is a subset of the business process called Cash Management.
<b>dimension</b>	In PeopleSoft Analytic Calculation Engine, a dimension contains a list of one kind of data that can span various contexts, and it is a basic component of an analytic model. Within the analytic model, a dimension is attached to one or more data cubes. In PeopleSoft Cube Manager, a dimension is the most basic component of an OLAP cube and specifies the PeopleSoft metadata to be used to create the dimension's rollup structure. Dimensions and data cubes in PeopleSoft Analytic Calculation Engine are unrelated to dimensions and OLAP cubes in PeopleSoft Cube Manager.
<b>directory information tree</b>	In PeopleSoft Directory Interface, the representation of a directory's hierarchical structure.
<b>division</b>	In PeopleSoft Enterprise Campus Solutions, the lowest level of the three-level classification structure that you define in PeopleSoft Enterprise Recruiting and Admissions for enrollment management. You can define a division level, link it to other levels, and set enrollment target numbers for it.  See also <i>population</i> and <i>cohort</i> .

<b>document sequencing</b>	A flexible method that sequentially numbers the financial transactions (for example, bills, purchase orders, invoices, and payments) in the system for statutory reporting and for tracking commercial transaction activity.
<b>dynamic detail tree</b>	A tree that takes its detail values—dynamic details—directly from a table in the database, rather than from a range of values that are entered by the user.
<b>edit table</b>	A table in the database that has its own record definition, such as the Department table. As fields are entered into a PeopleSoft application, they can be validated against an edit table to ensure data integrity throughout the system.
<b>effective date</b>	A method of dating information in PeopleSoft applications. You can predate information to add historical data to your system, or postdate information in order to enter it before it actually goes into effect. By using effective dates, you don't delete values; you enter a new value with a current effective date.
<b>EIM ledger</b>	Abbreviation for <i>Enterprise Incentive Management ledger</i> . In PeopleSoft Enterprise Incentive Management, an object to handle incremental result gathering within the scope of a participant. The ledger captures a result set with all of the appropriate traces to the data origin and to the processing steps of which it is a result.
<b>elimination set</b>	In PeopleSoft General Ledger, a related group of intercompany accounts that is processed during consolidations.
<b>entry event</b>	In PeopleSoft General Ledger, Receivables, Payables, Purchasing, and Billing, a business process that generates multiple debits and credits resulting from single transactions to produce standard, supplemental accounting entries.
<b>equitization</b>	In PeopleSoft General Ledger, a business process that enables parent companies to calculate the net income of subsidiaries on a monthly basis and adjust that amount to increase the investment amount and equity income amount before performing consolidations.
<b>equity item limit</b>	In PeopleSoft Enterprise Campus Solutions, the amounts of funds set by the institution to be awarded with discretionary or gift funds. The limit could be reduced by amounts equal to such things as expected family contribution (EFC) or parent contribution. Students are packaged by Equity Item Type Groups and Related Equity Item Types. This limit can be used to assure that similar student populations are packaged equally.
<b>event</b>	A predefined point either in the Component Processor flow or in the program flow. As each point is encountered, the event activates each component, triggering any PeopleCode program that is associated with that component and that event. Examples of events are FieldChange, SavePreChange, and RowDelete.  In PeopleSoft Human Resources, also refers to an incident that affects benefits eligibility.
<b>event propagation process</b>	In PeopleSoft Sales Incentive Management, a process that determines, through logic, the propagation of an original PeopleSoft Enterprise Incentive Management event and creates a derivative (duplicate) of the original event to be processed by other objects. Sales Incentive Management uses this mechanism to implement splits, roll-ups, and so on. Event propagation determines who receives the credit.
<b>exception</b>	In PeopleSoft Receivables, an item that either is a deduction or is in dispute.
<b>exclusive pricing</b>	In PeopleSoft Order Management, a type of arbitration plan that is associated with a price rule. Exclusive pricing is used to price sales order transactions.
<b>fact</b>	In PeopleSoft applications, facts are numeric data values from fields from a source database as well as an analytic application. A fact can be anything you want to measure your business by, for example, revenue, actual, budget data, or sales numbers. A fact is stored on a fact table.

<b>financial aid term</b>	In PeopleSoft Enterprise Campus Solutions, a combination of a period of time that the school determines as an instructional accounting period and an academic career. It is created and defined during the setup process. Only terms eligible for financial aid are set up for each financial aid career.
<b>forecast item</b>	A logical entity with a unique set of descriptive demand and forecast data that is used as the basis to forecast demand. You create forecast items for a wide range of uses, but they ultimately represent things that you buy, sell, or use in your organization and for which you require a predictable usage.
<b>fund</b>	In PeopleSoft Promotions Management, a budget that can be used to fund promotional activity. There are four funding methods: top down, fixed accrual, rolling accrual, and zero-based accrual.
<b>gap</b>	In PeopleSoft Enterprise Campus Solutions, an artificial figure that sets aside an amount of unmet financial aid need that is not funded with Title IV funds. A gap can be used to prevent fully funding any student to conserve funds, or it can be used to preserve unmet financial aid need so that institutional funds can be awarded.
<b>generic process type</b>	In PeopleSoft Process Scheduler, process types are identified by a generic process type. For example, the generic process type SQR includes all SQR process types, such as SQR process and SQR report.
<b>gift table</b>	In PeopleSoft Enterprise Campus Solutions, a table or so-called <i>donor pyramid</i> describing the number and size of gifts that you expect will be needed to successfully complete the campaign in PeopleSoft Contributor Relations. The gift table enables you to estimate the number of donors and prospects that you need at each gift level to reach the campaign goal.
<b>GL business unit</b>	Abbreviation for <i>general ledger business unit</i> . A unit in an organization that is an independent entity for accounting purposes. It maintains its own set of accounting books.  See also <i>business unit</i> .
<b>GL entry template</b>	Abbreviation for <i>general ledger entry template</i> . In PeopleSoft Enterprise Campus Solutions, a template that defines how a particular item is sent to the general ledger. An item-type maps to the general ledger, and the GL entry template can involve multiple general ledger accounts. The entry to the general ledger is further controlled by high-level flags that control the summarization and the type of accounting—that is, accrual or cash.
<b>GL Interface process</b>	Abbreviation for <i>General Ledger Interface process</i> . In PeopleSoft Enterprise Campus Solutions, a process that is used to send transactions from PeopleSoft Enterprise Student Financials to the general ledger. Item types are mapped to specific general ledger accounts, enabling transactions to move to the general ledger when the GL Interface process is run.
<b>group</b>	In PeopleSoft Billing and Receivables, a posting entity that comprises one or more transactions (items, deposits, payments, transfers, matches, or write-offs).  In PeopleSoft Human Resources Management and Supply Chain Management, any set of records that are associated under a single name or variable to run calculations in PeopleSoft business processes. In PeopleSoft Time and Labor, for example, employees are placed in groups for time reporting purposes.
<b>incentive object</b>	In PeopleSoft Enterprise Incentive Management, the incentive-related objects that define and support the PeopleSoft Enterprise Incentive Management calculation process and results, such as plan templates, plans, results data, user interaction objects, and so on.

<b>incentive rule</b>	In PeopleSoft Sales Incentive Management, the commands that act on transactions and turn them into compensation. A rule is one part in the process of turning a transaction into compensation.
<b>incur</b>	In PeopleSoft Promotions Management, to become liable for a promotional payment. In other words, you owe that amount to a customer for promotional activities.
<b>initiative</b>	In PeopleSoft Enterprise Campus Solutions, the basis from which all advancement plans are executed. It is an organized effort targeting a specific constituency, and it can occur over a specified period of time with specific purposes and goals. An initiative can be a campaign, an event, an organized volunteer effort, a membership drive, or any other type of effort defined by the institution. Initiatives can be multipart, and they can be related to other initiatives. This enables you to track individual parts of an initiative, as well as entire initiatives.
<b>inquiry access</b>	In PeopleSoft Enterprise Campus Solutions, a type of security access that permits the user only to view data.  See also <i>update access</i> .
<b>institution</b>	In PeopleSoft Enterprise Campus Solutions, an entity (such as a university or college) that is independent of other similar entities and that has its own set of rules and business processes.
<b>integration</b>	A relationship between two compatible integration points that enables communication to take place between systems. Integrations enable PeopleSoft applications to work seamlessly with other PeopleSoft applications or with third-party systems or software.
<b>integration point</b>	An interface that a system uses to communicate with another PeopleSoft application or an external application.
<b>integration set</b>	A logical grouping of integrations that applications use for the same business purpose. For example, the integration set ADVANCED_SHIPPING_ORDER contains all of the integrations that notify a customer that an order has shipped.
<b>item</b>	In PeopleSoft Inventory, a tangible commodity that is stored in a business unit (shipped from a warehouse).  In PeopleSoft Demand Planning, Inventory Policy Planning, and Supply Planning, a noninventory item that is designated as being used for planning purposes only. It can represent a family or group of inventory items. It can have a planning bill of material (BOM) or planning routing, and it can exist as a component on a planning BOM. A planning item cannot be specified on a production or engineering BOM or routing, and it cannot be used as a component in a production. The quantity on hand will never be maintained.  In PeopleSoft Receivables, an individual receivable. An item can be an invoice, a credit memo, a debit memo, a write-off, or an adjustment.
<b>item shuffle</b>	In PeopleSoft Enterprise Campus Solutions, a process that enables you to change a payment allocation without having to reverse the payment.
<b>joint communication</b>	In PeopleSoft Enterprise Campus Solutions, one letter that is addressed jointly to two people. For example, a letter might be addressed to both Mr. Sudhir Awat and Ms. Samantha Mortelli. A relationship must be established between the two individuals in the database, and at least one of the individuals must have an ID in the database.
<b>keyword</b>	In PeopleSoft Enterprise Campus Solutions, a term that you link to particular elements within PeopleSoft Student Financials, Financial Aid, and Contributor Relations. You can use keywords as search criteria that enable you to locate specific records in a search dialog box.

<b>KPI</b>	An abbreviation for <i>key performance indicator</i> . A high-level measurement of how well an organization is doing in achieving critical success factors. This defines the data value or calculation upon which an assessment is determined.
<b>LDIF file</b>	Abbreviation for <i>Lightweight Directory Access Protocol (LDAP) Data Interchange Format file</i> . Contains discrepancies between PeopleSoft data and directory data.
<b>learner group</b>	In PeopleSoft Enterprise Learning Management, a group of learners who are linked to the same learning environment. Members of the learner group can share the same attributes, such as the same department or job code. Learner groups are used to control access to and enrollment in learning activities and programs. They are also used to perform group enrollments and mass enrollments in the back office.
<b>learning components</b>	In PeopleSoft Enterprise Learning Management, the foundational building blocks of learning activities. PeopleSoft Enterprise Learning Management supports six basic types of learning components: web-based, session, webcast, test, survey, and assignment. One or more of these learning component types compose a single learning activity.
<b>learning environment</b>	In PeopleSoft Enterprise Learning Management, identifies a set of categories and catalog items that can be made available to learner groups. Also defines the default values that are assigned to the learning activities and programs that are created within a particular learning environment. Learning environments provide a way to partition the catalog so that learners see only those items that are relevant to them.
<b>learning history</b>	In PeopleSoft Enterprise Learning Management, a self-service repository for all of a learner's completed learning activities and programs.
<b>ledger mapping</b>	You use ledger mapping to relate expense data from general ledger accounts to resource objects. Multiple ledger line items can be mapped to one or more resource IDs. You can also use ledger mapping to map dollar amounts (referred to as <i>rates</i> ) to business units. You can map the amounts in two different ways: an actual amount that represents actual costs of the accounting period, or a budgeted amount that can be used to calculate the capacity rates as well as budgeted model results. In PeopleSoft Enterprise Warehouse, you can map general ledger accounts to the EW Ledger table.
<b>library section</b>	In PeopleSoft Enterprise Incentive Management, a section that is defined in a plan (or template) and that is available for other plans to share. Changes to a library section are reflected in all plans that use it.
<b>linked section</b>	In PeopleSoft Enterprise Incentive Management, a section that is defined in a plan template but appears in a plan. Changes to linked sections propagate to plans using that section.
<b>linked variable</b>	In PeopleSoft Enterprise Incentive Management, a variable that is defined and maintained in a plan template and that also appears in a plan. Changes to linked variables propagate to plans using that variable.
<b>LMS</b>	Abbreviation for <i>learning management system</i> . In PeopleSoft Enterprise Campus Solutions, LMS is a PeopleSoft Student Records feature that provides a common set of interoperability standards that enable the sharing of instructional content and data between learning and administrative environments.
<b>load</b>	In PeopleSoft Inventory, identifies a group of goods that are shipped together. Load management is a feature of PeopleSoft Inventory that is used to track the weight, the volume, and the destination of a shipment.
<b>local functionality</b>	In PeopleSoft HRMS, the set of information that is available for a specific country. You can access this information when you click the appropriate country flag in the global window, or when you access it by a local country menu.

<b>location</b>	Locations enable you to indicate the different types of addresses—for a company, for example, one address to receive bills, another for shipping, a third for postal deliveries, and a separate street address. Each address has a different location number. The primary location—indicated by a <i>1</i> —is the address you use most often and may be different from the main address.
<b>logistical task</b>	In PeopleSoft Services Procurement, an administrative task that is related to hiring a service provider. Logistical tasks are linked to the service type on the work order so that different types of services can have different logistical tasks. Logistical tasks include both preapproval tasks (such as assigning a new badge or ordering a new laptop) and postapproval tasks (such as scheduling orientation or setting up the service provider email). The logistical tasks can be mandatory or optional. Mandatory preapproval tasks must be completed before the work order is approved. Mandatory postapproval tasks, on the other hand, must be completed before a work order is released to a service provider.
<b>market template</b>	In PeopleSoft Enterprise Incentive Management, additional functionality that is specific to a given market or industry and is built on top of a product category.
<b>mass change</b>	In PeopleSoft Enterprise Campus Solutions, mass change is a SQL generator that can be used to create specialized functionality. Using mass change, you can set up a series of Insert, Update, or Delete SQL statements to perform business functions that are specific to the institution.  See also <i>3C engine</i> .
<b>match group</b>	In PeopleSoft Receivables, a group of receivables items and matching offset items. The system creates match groups by using user-defined matching criteria for selected field values.
<b>MCF server</b>	Abbreviation for <i>PeopleSoft MultiChannel Framework server</i> . Comprises the universal queue server and the MCF log server. Both processes are started when <i>MCF Servers</i> is selected in an application server domain configuration.
<b>merchandising activity</b>	In PeopleSoft Promotions Management, a specific discount type that is associated with a trade promotion (such as off-invoice, billback or rebate, or lump-sum payment) that defines the performance that is required to receive the discount. In the industry, you may know this as an offer, a discount, a merchandising event, an event, or a tactic.
<b>meta-SQL</b>	Meta-SQL constructs expand into platform-specific Structured Query Language (SQL) substrings. They are used in functions that pass SQL strings, such as in SQL objects, the SQLExec function, and PeopleSoft Application Engine programs.
<b>metastring</b>	Metastrings are special expressions included in SQL string literals. The metastrings, prefixed with a percent (%) symbol, are included directly in the string literals. They expand at run time into an appropriate substring for the current database platform.
<b>multibook</b>	In PeopleSoft General Ledger, multiple ledgers having multiple-base currencies that are defined for a business unit, with the option to post a single transaction to all base currencies (all ledgers) or to only one of those base currencies (ledgers).
<b>multicurrency</b>	The ability to process transactions in a currency other than the business unit's base currency.
<b>national allowance</b>	In PeopleSoft Promotions Management, a promotion at the corporate level that is funded by nondiscretionary dollars. In the industry, you may know this as a national promotion, a corporate promotion, or a corporate discount.
<b>need</b>	In PeopleSoft Enterprise Campus Solutions, the difference between the cost of attendance (COA) and the expected family contribution (EFC). It is the gap between the cost of attending the school and the student's resources. The financial aid package

	is based on the amount of financial need. The process of determining a student's need is called <i>need analysis</i> .
<b>node-oriented tree</b>	A tree that is based on a detail structure, but the detail values are not used.
<b>pagelet</b>	Each block of content on the home page is called a pagelet. These pagelets display summary information within a small rectangular area on the page. The pagelet provides users with a snapshot of their most relevant PeopleSoft and non-PeopleSoft content.
<b>participant</b>	In PeopleSoft Enterprise Incentive Management, participants are recipients of the incentive compensation calculation process.
<b>participant object</b>	Each participant object may be related to one or more compensation objects. See also <i>compensation object</i> .
<b>partner</b>	A company that supplies products or services that are resold or purchased by the enterprise.
<b>pay cycle</b>	In PeopleSoft Payables, a set of rules that define the criteria by which it should select scheduled payments for payment creation.
<b>payment shuffle</b>	In PeopleSoft Enterprise Campus Solutions, a process allowing payments that have been previously posted to a student's account to be automatically reapplied when a higher priority payment is posted or the payment allocation definition is changed.
<b>pending item</b>	In PeopleSoft Receivables, an individual receivable (such as an invoice, a credit memo, or a write-off) that has been entered in or created by the system, but hasn't been posted.
<b>PeopleCode</b>	PeopleCode is a proprietary language, executed by the PeopleSoft component processor. PeopleCode generates results based on existing data or user actions. By using various tools provided with PeopleTools, external services are available to all PeopleSoft applications wherever PeopleCode can be executed.
<b>PeopleCode event</b>	See <i>event</i> .
<b>PeopleSoft Pure Internet Architecture</b>	The fundamental architecture on which PeopleSoft 8 applications are constructed, consisting of a relational database management system (RDBMS), an application server, a web server, and a browser.
<b>performance measurement</b>	In PeopleSoft Enterprise Incentive Management, a variable used to store data (similar to an aggregator, but without a predefined formula) within the scope of an incentive plan. Performance measures are associated with a plan calendar, territory, and participant. Performance measurements are used for quota calculation and reporting.
<b>period context</b>	In PeopleSoft Enterprise Incentive Management, because a participant typically uses the same compensation plan for multiple periods, the period context associates a plan context with a specific calendar period and fiscal year. The period context references the associated plan context, thus forming a chain. Each plan context has a corresponding set of period contexts.
<b>person of interest</b>	A person about whom the organization maintains information but who is not part of the workforce.
<b>personal portfolio</b>	In PeopleSoft Enterprise Campus Solutions, the user-accessible menu item that contains an individual's name, address, telephone number, and other personal information.
<b>plan</b>	In PeopleSoft Sales Incentive Management, a collection of allocation rules, variables, steps, sections, and incentive rules that instruct the PeopleSoft Enterprise Incentive Management engine in how to process transactions.

<b>plan context</b>	In PeopleSoft Enterprise Incentive Management, correlates a participant with the compensation plan and node to which the participant is assigned, enabling the PeopleSoft Enterprise Incentive Management system to find anything that is associated with the node and that is required to perform compensation processing. Each participant, node, and plan combination represents a unique plan context—if three participants are on a compensation structure, each has a different plan context. Configuration plans are identified by plan contexts and are associated with the participants that refer to them.
<b>plan template</b>	In PeopleSoft Enterprise Incentive Management, the base from which a plan is created. A plan template contains common sections and variables that are inherited by all plans that are created from the template. A template may contain steps and sections that are not visible in the plan definition.
<b>planned learning</b>	In PeopleSoft Enterprise Learning Management, a self-service repository for all of a learner’s planned learning activities and programs.
<b>planning instance</b>	In PeopleSoft Supply Planning, a set of data (business units, items, supplies, and demands) constituting the inputs and outputs of a supply plan.
<b>population</b>	In PeopleSoft Enterprise Campus Solutions, the middle level of the three-level classification structure that you define in PeopleSoft Enterprise Recruiting and Admissions for enrollment management. You can define a population level, link it to other levels, and set enrollment target numbers for it.  See also <i>division</i> and <i>cohort</i> .
<b>portal registry</b>	In PeopleSoft applications, the portal registry is a tree-like structure in which content references are organized, classified, and registered. It is a central repository that defines both the structure and content of a portal through a hierarchical, tree-like structure of folders useful for organizing and securing content references.
<b>price list</b>	In PeopleSoft Enterprise Pricer, enables you to select products and conditions for which the price list applies to a transaction. During a transaction, the system either determines the product price based on the predefined search hierarchy for the transaction or uses the product’s lowest price on any associated, active price lists. This price is used as the basis for any further discounts and surcharges.
<b>price rule</b>	In PeopleSoft Enterprise Pricer, defines the conditions that must be met for adjustments to be applied to the base price. Multiple rules can apply when conditions of each rule are met.
<b>price rule condition</b>	In PeopleSoft Enterprise Pricer, selects the price-by fields, the values for the price-by fields, and the operator that determines how the price-by fields are related to the transaction.
<b>price rule key</b>	In PeopleSoft Enterprise Pricer, defines the fields that are available to define price rule conditions (which are used to match a transaction) on the price rule.
<b>primacy number</b>	In PeopleSoft Enterprise Campus Solutions, a number that the system uses to prioritize financial aid applications when students are enrolled in multiple academic careers and academic programs at the same time. The Consolidate Academic Statistics process uses the primacy number indicated for both the career and program at the institutional level to determine a student’s primary career and program. The system also uses the number to determine the primary student attribute value that is used when you extract data to report on cohorts. The lowest number takes precedence.
<b>primary name type</b>	In PeopleSoft Enterprise Campus Solutions, the name type that is used to link the name stored at the highest level within the system to the lower-level set of names that an individual provides.

<b>process category</b>	In PeopleSoft Process Scheduler, processes that are grouped for server load balancing and prioritization.
<b>process group</b>	In PeopleSoft Financials, a group of application processes (performed in a defined order) that users can initiate in real time, directly from a transaction entry page.
<b>process definition</b>	Process definitions define each run request.
<b>process instance</b>	A unique number that identifies each process request. This value is automatically incremented and assigned to each requested process when the process is submitted to run.
<b>process job</b>	You can link process definitions into a job request and process each request serially or in parallel. You can also initiate subsequent processes based on the return code from each prior request.
<b>process request</b>	A single run request, such as a Structured Query Report (SQR), a COBOL or Application Engine program, or a Crystal report that you run through PeopleSoft Process Scheduler.
<b>process run control</b>	A PeopleTools variable used to retain PeopleSoft Process Scheduler values needed at runtime for all requests that reference a run control ID. Do not confuse these with application run controls, which may be defined with the same run control ID, but only contain information specific to a given application process request.
<b>product</b>	A PeopleSoft or third-party product. PeopleSoft organizes its software products into product families and product lines. Interactive Services Repository contains information about every release of every product that PeopleSoft sells, as well as products from certified third-party companies. These products are displayed with the product name and release number.
<b>product category</b>	In PeopleSoft Enterprise Incentive Management, indicates an application in the Enterprise Incentive Management suite of products. Each transaction in the PeopleSoft Enterprise Incentive Management system is associated with a product category.
<b>product family</b>	A group of products that are related by common functionality. The family names that can be searched using Interactive Service Repository are PeopleSoft Enterprise, PeopleSoft EnterpriseOne, PeopleSoft World, and third-party, certified PeopleSoft partners.
<b>product line</b>	The name of a PeopleSoft product line or the company name of a third-party certified partner. Integration Services Repository enables you to search for integration points by product line.
<b>programs</b>	In PeopleSoft Enterprise Learning Management, a high-level grouping that guides the learner along a specific learning path through sections of catalog items. PeopleSoft Enterprise Learning Systems provides two types of programs—curricula and certifications.
<b>progress log</b>	In PeopleSoft Services Procurement, tracks deliverable-based projects. This is similar to the time sheet in function and process. The service provider contact uses the progress log to record and submit progress on deliverables. The progress can be logged by the activity that is performed, by the percentage of work that is completed, or by the completion of milestone activities that are defined for the project.
<b>project transaction</b>	In PeopleSoft Project Costing, an individual transaction line that represents a cost, time, budget, or other transaction row.
<b>promotion</b>	In PeopleSoft Promotions Management, a trade promotion, which is typically funded from trade dollars and used by consumer products manufacturers to increase sales volume.

<b>prospects</b>	<p>In PeopleSoft Enterprise Campus Solutions, students who are interested in applying to the institution.</p> <p>In PeopleSoft Enterprise Contributor Relations, individuals and organizations that are most likely to make substantial financial commitments or other types of commitments to the institution.</p>
<b>publishing</b>	In PeopleSoft Enterprise Incentive Management, a stage in processing that makes incentive-related results available to participants.
<b>rating components</b>	In PeopleSoft Enterprise Campus Solutions, variables used with the Equation Editor to retrieve specified populations.
<b>record group</b>	A set of logically and functionally related control tables and views. Record groups help enable TableSet sharing, which eliminates redundant data entry. Record groups ensure that TableSet sharing is applied consistently across all related tables and views.
<b>record input VAT flag</b>	Abbreviation for <i>record input value-added tax flag</i> . Within PeopleSoft Purchasing, Payables, and General Ledger, this flag indicates that you are recording input VAT on the transaction. This flag, in conjunction with the record output VAT flag, is used to determine the accounting entries created for a transaction and to determine how a transaction is reported on the VAT return. For all cases within Purchasing and Payables where VAT information is tracked on a transaction, this flag is set to Yes. This flag is not used in PeopleSoft Order Management, Billing, or Receivables, where it is assumed that you are always recording only output VAT, or in PeopleSoft Expenses, where it is assumed that you are always recording only input VAT.
<b>record output VAT flag</b>	<p>Abbreviation for <i>record output value-added tax flag</i>.</p> <p>See <i>record input VAT flag</i>.</p>
<b>recname</b>	The name of a record that is used to determine the associated field to match a value or set of values.
<b>recognition</b>	In PeopleSoft Enterprise Campus Solutions, the recognition type indicates whether the PeopleSoft Enterprise Contributor Relations donor is the primary donor of a commitment or shares the credit for a donation. Primary donors receive hard credit that must total 100 percent. Donors that share the credit are given soft credit. Institutions can also define other share recognition-type values such as memo credit or vehicle credit.
<b>reference data</b>	In PeopleSoft Sales Incentive Management, system objects that represent the sales organization, such as territories, participants, products, customers, channels, and so on.
<b>reference object</b>	In PeopleSoft Enterprise Incentive Management, this dimension-type object further defines the business. Reference objects can have their own hierarchy (for example, product tree, customer tree, industry tree, and geography tree).
<b>reference transaction</b>	In commitment control, a reference transaction is a source transaction that is referenced by a higher-level (and usually later) source transaction, in order to automatically reverse all or part of the referenced transaction's budget-checked amount. This avoids duplicate postings during the sequential entry of the transaction at different commitment levels. For example, the amount of an encumbrance transaction (such as a purchase order) will, when checked and recorded against a budget, cause the system to concurrently reference and relieve all or part of the amount of a corresponding pre-encumbrance transaction, such as a purchase requisition.
<b>regional sourcing</b>	In PeopleSoft Purchasing, provides the infrastructure to maintain, display, and select an appropriate vendor and vendor pricing structure that is based on a regional sourcing model where the multiple ship to locations are grouped. Sourcing may occur at a level higher than the ship to location.

<b>relationship object</b>	In PeopleSoft Enterprise Incentive Management, these objects further define a compensation structure to resolve transactions by establishing associations between compensation objects and business objects.
<b>remote data source data</b>	Data that is extracted from a separate database and migrated into the local database.
<b>REN server</b>	Abbreviation for <i>real-time event notification server</i> in PeopleSoft MultiChannel Framework.
<b>requester</b>	In PeopleSoft eSettlements, an individual who requests goods or services and whose ID appears on the various procurement pages that reference purchase orders.
<b>reversal indicator</b>	In PeopleSoft Enterprise Campus Solutions, an indicator that denotes when a particular payment has been reversed, usually because of insufficient funds.
<b>role</b>	Describes how people fit into PeopleSoft Workflow. A role is a class of users who perform the same type of work, such as clerks or managers. Your business rules typically specify what user role needs to do an activity.
<b>role user</b>	A PeopleSoft Workflow user. A person's role user ID serves much the same purpose as a user ID does in other parts of the system. PeopleSoft Workflow uses role user IDs to determine how to route worklist items to users (through an email address, for example) and to track the roles that users play in the workflow. Role users do not need PeopleSoft user IDs.
<b>roll up</b>	In a tree, to roll up is to total sums based on the information hierarchy.
<b>run control</b>	A run control is a type of online page that is used to begin a process, such as the batch processing of a payroll run. Run control pages generally start a program that manipulates data.
<b>run control ID</b>	A unique ID to associate each user with his or her own run control table entries.
<b>run-level context</b>	In PeopleSoft Enterprise Incentive Management, associates a particular run (and batch ID) with a period context and plan context. Every plan context that participates in a run has a separate run-level context. Because a run cannot span periods, only one run-level context is associated with each plan context.
<b>SCP SCBM XML message</b>	Abbreviation for <i>Supply Chain Planning Supply Chain Business Modeler Extensible Markup Language message</i> . PeopleSoft EnterpriseOne Supply Chain Business Modeler uses XML as the format for all data that it imports and exports.
<b>search query</b>	You use this set of objects to pass a query string and operators to the search engine. The search index returns a set of matching results with keys to the source documents.
<b>search/match</b>	In PeopleSoft Enterprise Campus Solutions and PeopleSoft Enterprise Human Resources Management Solutions, a feature that enables you to search for and identify duplicate records in the database.
<b>seasonal address</b>	In PeopleSoft Enterprise Campus Solutions, an address that recurs for the same length of time at the same time of year each year until adjusted or deleted.
<b>section</b>	In PeopleSoft Enterprise Incentive Management, a collection of incentive rules that operate on transactions of a specific type. Sections enable plans to be segmented to process logical events in different sections.
<b>security event</b>	In commitment control, security events trigger security authorization checking, such as budget entries, transfers, and adjustments; exception overrides and notifications; and inquiries.
<b>serial genealogy</b>	In PeopleSoft Manufacturing, the ability to track the composition of a specific, serial-controlled item.

<b>serial in production</b>	In PeopleSoft Manufacturing, enables the tracing of serial information for manufactured items. This is maintained in the Item Master record.
<b>service impact</b>	In PeopleSoft Enterprise Campus Solutions, the resulting action triggered by a service indicator. For example, a service indicator that reflects nonpayment of account balances by a student might result in a service impact that prohibits registration for classes.
<b>service indicator</b>	In PeopleSoft Enterprise Campus Solutions, indicates services that may be either withheld or provided to an individual. Negative service indicators indicate holds that prevent the individual from receiving specified services, such as check-cashing privileges or registration for classes. Positive service indicators designate special services that are provided to the individual, such as front-of-line service or special services for disabled students.
<b>session</b>	<p>In PeopleSoft Enterprise Campus Solutions, time elements that subdivide a term into multiple time periods during which classes are offered. In PeopleSoft Contributor Relations, a session is the means of validating gift, pledge, membership, or adjustment data entry . It controls access to the data entered by a specific user ID. Sessions are balanced, queued, and then posted to the institution's financial system. Sessions must be posted to enter a matching gift or pledge payment, to make an adjustment, or to process giving clubs or acknowledgements.</p> <p>In PeopleSoft Enterprise Learning Management, a single meeting day of an activity (that is, the period of time between start and finish times within a day). The session stores the specific date, location, meeting time, and instructor. Sessions are used for scheduled training.</p>
<b>session template</b>	In PeopleSoft Enterprise Learning Management, enables you to set up common activity characteristics that may be reused while scheduling a PeopleSoft Enterprise Learning Management activity—characteristics such as days of the week, start and end times, facility and room assignments, instructors, and equipment. A session pattern template can be attached to an activity that is being scheduled. Attaching a template to an activity causes all of the default template information to populate the activity session pattern.
<b>setup relationship</b>	In PeopleSoft Enterprise Incentive Management, a relationship object type that associates a configuration plan with any structure node.
<b>share driver expression</b>	In PeopleSoft Business Planning, a named planning method similar to a driver expression, but which you can set up globally for shared use within a single planning application or to be shared between multiple planning applications through PeopleSoft Enterprise Warehouse.
<b>single signon</b>	With single signon, users can, after being authenticated by a PeopleSoft application server, access a second PeopleSoft application server without entering a user ID or password.
<b>source key process</b>	In PeopleSoft Enterprise Campus Solutions, a process that relates a particular transaction to the source of the charge or financial aid. On selected pages, you can drill down into particular charges.
<b>source transaction</b>	In commitment control, any transaction generated in a PeopleSoft or third-party application that is integrated with commitment control and which can be checked against commitment control budgets. For example, a pre-encumbrance, encumbrance, expenditure, recognized revenue, or collected revenue transaction.
<b>speed key</b>	See <i>communication key</i> .
<b>SpeedChart</b>	A user-defined shorthand key that designates several ChartKeys to be used for voucher entry. Percentages can optionally be related to each ChartKey in a SpeedChart definition.

<b>SpeedType</b>	A code representing a combination of ChartField values. SpeedTypes simplify the entry of ChartFields commonly used together.
<b>staging</b>	A method of consolidating selected partner offerings with the offerings from the enterprise's other partners.
<b>standard letter code</b>	In PeopleSoft Enterprise Campus Solutions, a standard letter code used to identify each letter template available for use in mail merge functions. Every letter generated in the system must have a standard letter code identification.
<b>statutory account</b>	Account required by a regulatory authority for recording and reporting financial results. In PeopleSoft, this is equivalent to the Alternate Account (ALTACCT) ChartField.
<b>step</b>	In PeopleSoft Sales Incentive Management, a collection of sections in a plan. Each step corresponds to a step in the job run.
<b>storage level</b>	In PeopleSoft Inventory, identifies the level of a material storage location. Material storage locations are made up of a business unit, a storage area, and a storage level. You can set up to four storage levels.
<b>subcustomer qualifier</b>	A value that groups customers into a division for which you can generate detailed history, aging, events, and profiles.
<b>Summary ChartField</b>	You use summary ChartFields to create summary ledgers that roll up detail amounts based on specific detail values or on selected tree nodes. When detail values are summarized using tree nodes, summary ChartFields must be used in the summary ledger data record to accommodate the maximum length of a node name (20 characters).
<b>summary ledger</b>	An accounting feature used primarily in allocations, inquiries, and PS/nVision reporting to store combined account balances from detail ledgers. Summary ledgers increase speed and efficiency of reporting by eliminating the need to summarize detail ledger balances each time a report is requested. Instead, detail balances are summarized in a background process according to user-specified criteria and stored on summary ledgers. The summary ledgers are then accessed directly for reporting.
<b>summary time period</b>	In PeopleSoft Business Planning, any time period (other than a base time period) that is an aggregate of other time periods, including other summary time periods and base time periods, such as quarter and year total.
<b>summary tree</b>	A tree used to roll up accounts for each type of report in summary ledgers. Summary trees enable you to define trees on trees. In a summary tree, the detail values are really nodes on a detail tree or another summary tree (known as the <i>basis</i> tree). A summary tree structure specifies the details on which the summary trees are to be built.
<b>syndicate</b>	To distribute a production version of the enterprise catalog to partners.
<b>system function</b>	In PeopleSoft Receivables, an activity that defines how the system generates accounting entries for the general ledger.
<b>TableSet</b>	A means of sharing similar sets of values in control tables, where the actual data values are different but the structure of the tables is the same.
<b>TableSet sharing</b>	Shared data that is stored in many tables that are based on the same TableSets. Tables that use TableSet sharing contain the SETID field as an additional key or unique identifier.
<b>target currency</b>	The value of the entry currency or currencies converted to a single currency for budget viewing and inquiry purposes.

<b>tax authority</b>	In PeopleSoft Enterprise Campus Solutions, a user-defined element that combines a description and percentage of a tax with an account type, an item type, and a service impact.
<b>template</b>	A template is HTML code associated with a web page. It defines the layout of the page and also where to get HTML for each part of the page. In PeopleSoft, you use templates to build a page by combining HTML from a number of sources. For a PeopleSoft portal, all templates must be registered in the portal registry, and each content reference must be assigned a template.
<b>territory</b>	In PeopleSoft Sales Incentive Management, hierarchical relationships of business objects, including regions, products, customers, industries, and participants.
<b>third party</b>	A company or vendor that has extensive PeopleSoft product knowledge and whose products and integrations have been certified and are compatible with PeopleSoft applications.
<b>3C engine</b>	Abbreviation for <i>Communications, Checklists, and Comments engine</i> . In PeopleSoft Enterprise Campus Solutions, the 3C engine enables you to automate business processes that involve additions, deletions, and updates to communications, checklists, and comments. You define events and triggers to engage the engine, which runs the mass change and processes the 3C records (for individuals or organizations) immediately and automatically from within business processes.
<b>3C group</b>	Abbreviation for <i>Communications, Checklists, and Comments group</i> . In PeopleSoft Enterprise Campus Solutions, a method of assigning or restricting access privileges. A 3C group enables you to group specific communication categories, checklist codes, and comment categories. You can then assign the group inquiry-only access or update access, as appropriate.
<b>TimeSpan</b>	A relative period, such as year-to-date or current period, that can be used in various PeopleSoft General Ledger functions and reports when a rolling time frame, rather than a specific date, is required. TimeSpans can also be used with flexible formulas in PeopleSoft Projects.
<b>trace usage</b>	In PeopleSoft Manufacturing, enables the control of which components will be traced during the manufacturing process. Serial- and lot-controlled components can be traced. This is maintained in the Item Master record.
<b>transaction allocation</b>	In PeopleSoft Enterprise Incentive Management, the process of identifying the owner of a transaction. When a raw transaction from a batch is allocated to a plan context, the transaction is duplicated in the PeopleSoft Enterprise Incentive Management transaction tables.
<b>transaction state</b>	In PeopleSoft Enterprise Incentive Management, a value assigned by an incentive rule to a transaction. Transaction states enable sections to process only transactions that are at a specific stage in system processing. After being successfully processed, transactions may be promoted to the next transaction state and “picked up” by a different section for further processing.
<b>Translate table</b>	A system edit table that stores codes and translate values for the miscellaneous fields in the database that do not warrant individual edit tables of their own.
<b>tree</b>	The graphical hierarchy in PeopleSoft systems that displays the relationship between all accounting units (for example, corporate divisions, projects, reporting groups, account numbers) and determines roll-up hierarchies.
<b>tuition lock</b>	In PeopleSoft Enterprise Campus Solutions, a feature in the Tuition Calculation process that enables you to specify a point in a term after which students are charged a minimum (or <i>locked</i> ) fee amount. Students are charged the locked fee amount even if they later drop classes and take less than the normal load level for that tuition charge.

<b>unclaimed transaction</b>	In PeopleSoft Enterprise Incentive Management, a transaction that is not claimed by a node or participant after the allocation process has completed, usually due to missing or incomplete data. Unclaimed transactions may be manually assigned to the appropriate node or participant by a compensation administrator.
<b>universal navigation header</b>	Every PeopleSoft portal includes the universal navigation header, intended to appear at the top of every page as long as the user is signed on to the portal. In addition to providing access to the standard navigation buttons (like Home, Favorites, and signoff) the universal navigation header can also display a welcome message for each user.
<b>update access</b>	In PeopleSoft Enterprise Campus Solutions, a type of security access that permits the user to edit and update data.  See also <i>inquiry access</i> .
<b>user interaction object</b>	In PeopleSoft Sales Incentive Management, used to define the reporting components and reports that a participant can access in his or her context. All Sales Incentive Management user interface objects and reports are registered as user interaction objects. User interaction objects can be linked to a compensation structure node through a compensation relationship object (individually or as groups).
<b>variable</b>	In PeopleSoft Sales Incentive Management, the intermediate results of calculations. Variables hold the calculation results and are then inputs to other calculations. Variables can be plan variables that persist beyond the run of an engine or local variables that exist only during the processing of a section.
<b>VAT exception</b>	Abbreviation for <i>value-added tax exception</i> . A temporary or permanent exemption from paying VAT that is granted to an organization. This term refers to both VAT exoneration and VAT suspension.
<b>VAT exempt</b>	Abbreviation for <i>value-added tax exempt</i> . Describes goods and services that are not subject to VAT. Organizations that supply exempt goods or services are unable to recover the related input VAT. This is also referred to as exempt without recovery.
<b>VAT exoneration</b>	Abbreviation for <i>value-added tax exoneration</i> . An organization that has been granted a permanent exemption from paying VAT due to the nature of that organization.
<b>VAT suspension</b>	Abbreviation for <i>value-added tax suspension</i> . An organization that has been granted a temporary exemption from paying VAT.
<b>warehouse</b>	A PeopleSoft data warehouse that consists of predefined ETL maps, data warehouse tools, and DataMart definitions.
<b>work order</b>	In PeopleSoft Services Procurement, enables an enterprise to create resource-based and deliverable-based transactions that specify the basic terms and conditions for hiring a specific service provider. When a service provider is hired, the service provider logs time or progress against the work order.
<b>worker</b>	A person who is part of the workforce; an employee or a contingent worker.
<b>workset</b>	A group of people and organizations that are linked together as a set. You can use worksets to simultaneously retrieve the data for a group of people and organizations and work with the information on a single page.
<b>worksheet</b>	A way of presenting data through a PeopleSoft Business Analysis Modeler interface that enables users to do in-depth analysis using pivoting tables, charts, notes, and history information.
<b>worklist</b>	The automated to-do list that PeopleSoft Workflow creates. From the worklist, you can directly access the pages you need to perform the next action, and then return to the worklist for another item.

<b>XML link</b>	The XML Linking language enables you to insert elements into XML documents to create a links between resources.
<b>XML schema</b>	An XML definition that standardizes the representation of application messages, component interfaces, or business interlinks.
<b>XPI</b>	Abbreviation for <i>eXtended Process Integrator</i> . PeopleSoft XPI is the integration infrastructure that enables both real-time and batch communication with EnterpriseOne applications.
<b>yield by operation</b>	In PeopleSoft Manufacturing, the ability to plan the loss of a manufactured item on an operation-by-operation basis.
<b>zero-rated VAT</b>	Abbreviation for <i>zero-rated value-added tax</i> . A VAT transaction with a VAT code that has a tax percent of zero. Used to track taxable VAT activity where no actual VAT amount is charged. Organizations that supply zero-rated goods and services can still recover the related input VAT. This is also referred to as exempt with recovery.

# Index

## A

- Ad Hoc Salary Change page 10
- ad hoc salary changes, overview 9
- additional documentation viii
- Administrator Request page 10
- application fundamentals vii
- Approve Ad Hoc Salary Change page 10
- Approve Group Salary Change page 17

## B

- budgeted salary changes
  - approving 17
  - entering 16
  - overview 15
  - prerequisites 15
  - viewing status 17

## C

- Change Employee's Salary page 16
- Change Salary Component page 16
- comments, submitting xii
- common elements xiii
- Compensation History page 8
- compensation history, viewing 7
- contact information xii
- cross-references xi
- Customer Connection website viii

## D

- documentation
  - printed viii
  - related viii
  - updates viii

## E

- eCompensation Manager Desktop
  - components 3
  - introduction 3

## G

- getting started 1
- glossary 19
- Group Salary Change Status page 17

## H

- homepage 4

## I

- implementing overview 1
- integrating with other applications 3

## M

- MMA Partners viii

## N

- navigation paths 4
- notes xi

## P

- PeopleBooks
  - ordering viii
- PeopleCode, typographical conventions x
- PeopleSoft application fundamentals vii
- prerequisites vii
- printed documentation viii

## R

- related documentation viii
- Request Group Salary Change page 16
- roles 5

## S

- Salary Change Details page 8
- salary changes 9
  - See Also* budgeted salary changes
  - entering 11
  - prerequisites 10
- security 5
- Submit Confirmation page 16
- suggestions, submitting xii

## T

- terms 19
- Total Compensation page 8
- total worker compensation, viewing 8
- troubleshooting, salary changes 12
- typographical conventions x

Index

**V**

View Salary Change Status page 10

visual cues xi

**W**

warnings xi