

# PeopleTools 8.4: PeopleSoft Cube Manager

PeopleSoft®

PeopleTools 8.4: PeopleSoft Cube Manager

SKU Tr84CBM-B 0302

**PeopleBooks Contributors:** Teams from PeopleSoft Product Documentation and Development.

Copyright © 2002 PeopleSoft, Inc. All rights reserved.

Printed in the United States.

All material contained in this documentation is proprietary and confidential to PeopleSoft, Inc. ("PeopleSoft"), protected by copyright laws and subject to the nondisclosure provisions of the applicable PeopleSoft agreement. No part of this documentation may be reproduced, stored in a retrieval system, or transmitted in any form or by any means, including, but not limited to, electronic, graphic, mechanical, photocopying, recording, or otherwise without the prior written permission of PeopleSoft.

This documentation is subject to change without notice, and PeopleSoft does not warrant that the material contained in this documentation is free of errors. Any errors found in this document should be reported to PeopleSoft in writing.

The copyrighted software that accompanies this document is licensed for use only in strict accordance with the applicable license agreement which should be read carefully as it governs the terms of use of the software and this document, including the disclosure thereof.

PeopleSoft, the PeopleSoft logo, PeopleTools, PS/nVision, PeopleCode, PeopleBooks, *PeopleTalk*, and Vantive are registered trademarks, and "People power the internet." and Pure Internet Architecture are trademarks of PeopleSoft, Inc. All other company and product names may be trademarks of their respective owners. The information contained herein is subject to change without notice.

# Contents

## **PeopleSoft Cube Manager Preface**

About This PeopleBook.....	vii
Before You Begin.....	vii
<i>PeopleSoft Application Fundamentals</i> .....	viii
Related Documentation .....	viii
Hard-copy Documentation.....	viii
PeopleBooks Standard Field Definitions.....	ix
Typographical Conventions and Visual Cues.....	x
Page and Panel Introductory Table.....	xi
Comments and Suggestions.....	xii

## **Chapter 1**

### **Introduction to Cube Manager**

Understanding OLAP .....	1-1
Understanding Cubes.....	1-3
Rollups .....	1-4
Cube Manager Architecture .....	1-6
Designing With PeopleSoft Cube Manager.....	1-7
PeopleSoft Metadata .....	1-8
PeopleSoft Process Scheduler Integration .....	1-8
Using Supported OLAP Tools.....	1-9
PowerPlay .....	1-9
Essbase .....	1-11
Designing and Building OLAP Cubes.....	1-11

## **Chapter 2**

### **Designing Cube Metadata**

Using Trees.....	2-1
Creating Queries.....	2-2
Dimension Queries.....	2-3
Attribute Queries.....	2-7
Data Source Queries.....	2-10

## Chapter 3

### Designing Cubes

Understanding Cube Design and Components .....	3-1
Designing a Cube.....	3-3
Pages Used to Design a Cube.....	3-3
Defining Dimension Structures .....	3-4
Defining Dimension Options .....	3-9
Defining Rollup Options .....	3-10
Defining the Source of the Metadata for Each Rollup .....	3-10
Mapping Fields to a Role in the Rollup .....	3-13
Designing Cube Definitions.....	3-15
Pages Used to Design Cube Definitions.....	3-15
Mapping Data Sources to Dimensions and Selecting Dimensions for the Cube.....	3-15
Adding Cube Inputs to a Cube Definition.....	3-18
Mapping Source Query Fields to Cube Components .....	3-19
Designing Attribute Names .....	3-20
Page Used to Design Attribute Names .....	3-20
Specifying User-Defined Attributes .....	3-20

## Chapter 4

### Building Cubes

Understanding Cube Instance Definitions .....	4-1
Building Cube Instances .....	4-1
Pages Used to Build Cube Instances .....	4-2
Defining Cube Settings and Selecting Dimensions, Measures, and Attributes.....	4-2
Creating the Cube Filter .....	4-4
Defining Cube Settings for Essbase .....	4-6
Defining Cube Settings for Cognos PowerPlay .....	4-10
Identifying Field and Record Objects .....	4-13
Defining Cube Aggregates .....	4-14
Building Cubes .....	4-14
Pages Used to Build Cubes .....	4-15
Defining the Cube Build Specifications and Bind Variables .....	4-15
Defining Bind Variables.....	4-18
Defining a Cube Build Process Using Process Scheduler Manager.....	4-22
Running the Process to Build the Cube.....	4-23

## Chapter 5

### Securing Cubes

Securing PeopleSoft Cube Manager Cubes .....	5-1
--	-----

Pages Used to Secure PeopleSoft Cube Manager Cubes ..... 5-1  
Controlling User Operations ..... 5-1  
Setting User Actions ..... 5-2  
View Content References..... 5-3

**Chapter 6**

**Appendix A: Installing PowerPlay**

**Glossary**

**Index**



# PeopleSoft Cube Manager Preface

This book discusses Cube Manager, a set of PeopleTools pages and processes that you use to create and maintain analytic data stores, also called OLAP (Online Analytical Processing) cubes. Its chapters explain the basic concepts of OLAP and the tools that are supported, as well as how to use PeopleTools to design analytic components, build, and troubleshoot cubes.

The “About This PeopleBook” preface contains general product line information, such as related documentation, common page elements, and typographical conventions. This book also contains a glossary with useful terms that are used in PeopleBooks.

See **PeopleSoft Glossary**.

## About This PeopleBook

This book provides you with the information that you need for implementing and using *PeopleTools 8.4* applications. Complete documentation for this release is provided on the CD-ROM PT84PBR0.

---

**Note.** Your access to PeopleSoft PeopleBooks depends on which PeopleSoft applications you've licensed. You may not have access to all of the PeopleBooks.

---

This section contains information that you should know before you begin working with PeopleSoft products and documentation, including PeopleSoft-specific documentation conventions, information specific to each PeopleSoft product line, and information on ordering additional copies of our documentation.

## Before You Begin

To benefit fully from the information covered in this book, you should have a basic understanding of how to use PeopleSoft applications. We recommend that you complete at least one PeopleSoft introductory training course.

You should be familiar with navigating the system and adding, updating, and deleting information by using PeopleSoft windows, menus, and pages. You should also be comfortable using the World Wide Web and the Microsoft® Windows or Windows NT graphical user interface.

Because we assume that you already know how to navigate the PeopleSoft system, much of the information in these books is not procedural. That is, these books do not typically provide step-by-step instructions on using tables, pages, and menus. Instead, we provide you with the information that you need to use the system most effectively and to implement your PeopleSoft application according to your organizational or departmental needs. PeopleBooks expand on the material covered in PeopleSoft training classes.

## PeopleSoft Application Fundamentals

Each PeopleSoft application PeopleBook provides implementation and processing information for your PeopleSoft database. However, there is additional, essential information describing the setup and design of your database contained in a companion volume of documentation called *PeopleSoft Application Fundamentals*.

*PeopleSoft Application Fundamentals* contains important topics that apply to many or all PeopleSoft applications across each product line. Whether you are implementing only one PeopleSoft application, some combination of products within a product line, or an entire PeopleSoft system, you should be familiar with the contents of this central PeopleBook. It contains fundamental information such as setting up control tables and administering security.

The PeopleSoft Applications Fundamentals PeopleBook contains common information pertinent to all applications in each product line, such as defining general options. If you're upgrading from a previous PeopleSoft release, you may notice that we've removed some topics or topic headings from the individual application PeopleBooks and consolidated them in this single reference book. You'll now find only application-specific information in your individual application PeopleBooks. This makes the documentation as a whole less redundant. Throughout each PeopleBook, we provide cross-references to *PeopleSoft Application Fundamentals* and other PeopleBooks.

## Related Documentation

You can order printed, bound versions of the complete PeopleSoft documentation delivered on your PeopleBooks CD-ROM and additional copies of the PeopleBooks CDs through the Documentation section of the PeopleSoft Customer Connection website:

<http://www.peoplesoft.com/corp/en/login.asp>

You can find updates and additional documentation for this release, as well as previous releases, on PeopleSoft Customer Connection (<http://www.peoplesoft.com/corp/en/login.asp>). Through the Documentation section of Customer Connection, you can download files to add to your PeopleBook library. You'll find a variety of useful and timely materials, including updates to the full PeopleSoft documentation delivered on your PeopleBooks CD.

---

**Important!** Before you upgrade, it is *imperative* that you check PeopleSoft Customer Connection for updates to the upgrade instructions. We continually post updates as we refine the upgrade process.

---

---

## Hard-copy Documentation

To order printed, bound volumes of the complete PeopleSoft documentation delivered on your PeopleBooks CD-ROM, visit the PeopleSoft Press website from the Documentation section of PeopleSoft Customer Connection. The PeopleSoft Press website is a joint venture between PeopleSoft and Consolidated Publications Incorporated (CPI), our book print vendor.



We make printed documentation available for each major release shortly after the software is shipped. Customers and partners can order printed PeopleSoft documentation by using any of the following methods:

<b>Internet</b>	From the main PeopleSoft Internet site, go to the Documentation section of Customer Connection. You can find order information under the Ordering PeopleBooks topic. Use a Customer Connection ID, credit card, or purchase order to place your order.  PeopleSoft Internet site: <a href="http://www.peoplesoft.com/">http://www.peoplesoft.com/</a> .
<b>Telephone</b>	Contact Consolidated Publishing Incorporated (CPI) at <b>800 888 3559</b> .
<b>Email</b>	Send email to CPI at <b>callcenter@conpub.com</b> .

## PeopleBooks Standard Field Definitions

Throughout our product documentation, you will encounter fields and buttons that are used on many application pages or panels. This section lists the most common fields and buttons and provides standard definitions.

<i>Field</i>	<i>Definition</i>
<b>As of Date</b>	The last date for which a report or process includes data.
<b>Business Unit</b>	An identification code that represents a high-level organization of business information. You can use a business unit to define regional or departmental units within a larger organization.
<b>Description</b>	Freeflow text up to 30 characters.
<b>Effective Date</b>	Date on which a table row becomes effective; the date that an action begins. For example, if you want to close out a ledger on June 30, the effective date for the ledger closing would be July 1. This date also determines when you can view and change the information. Pages or panels and batch processes that use the information use the current row. <hr/> For more information about effective dates, see <b>Understanding Effective Dates in Using PeopleSoft Applications</b> . <hr/>
<b>EmplID</b> (employee ID)	Unique identification code for an individual associated with your organization.
<b>Language</b> or <b>Language Code</b>	The language in which you want the field labels and report headings of your reports to print. The field values appear as you enter them.  Language also refers to the language spoken by an employee, applicant, or non-employee.

<b>Field</b>	<b>Definition</b>
<b>Process Frequency</b> group box	Designates the appropriate frequency in the <b>Process Frequency</b> group box:  <b>Once</b> executes the request the next time the batch process runs. After the batch process runs, the process frequency is automatically set to <b>Don't Run</b> .  <b>Always</b> executes the request every time the batch process runs.  <b>Don't Run</b> ignores the request when the batch process runs.
<b>Report ID</b>	The report identifier.
<b>Report Manager</b>	This button takes you to the Report List page, where you can view report content, check the status of a report, and see content detail messages (which show you a description of the report and the distribution list).
<b>Process Monitor</b>	This button takes you to the Process List page, where you can view the status of submitted process requests.
<b>Run</b>	This button takes you to the Process Scheduler request page, where you can specify the location where a process or job runs and the process output format.
	<hr/> <b>For more information</b> about the Report List page, the Process List page, and the Process Scheduler, see <b>Process Scheduler Basics</b> in the PeopleTools documentation. <hr/>
<b>Request ID</b>	A request identification that represents a set of selection criteria for a report or process.
<b>User ID</b>	The system identifier for the individual who generates a transaction.
<b>SetID</b>	An identification code that represents a set of control table information or TableSets. A TableSet is a group of tables (records) necessary to define your company's structure and processing options.
<b>Short Description</b>	Freeflow text up to 15 characters.

## Typographical Conventions and Visual Cues

We use a number of standard conventions and visual cues in our online documentation.

The following list contains our typographical conventions and visual cues:

`(monospace font)`

Indicates a PeopleCode program or other program example.

**Bold**

Indicates field names and other page elements, such as buttons and group box labels, when these elements are

	documented below the page on which they appear. When we refer to these elements elsewhere in the documentation, we set them in Normal style (not in bold).
	We also use boldface when we refer to navigational paths, menu names, or process actions (such as <b>Save</b> and <b>Run</b> ).
<i>Italics</i>	Indicates a PeopleSoft or other book-length publication. We also use italics for <i>emphasis</i> and to indicate specific field values. When we cite a field value under the page on which it appears, we use this style: <i>field value</i> .  We also use italics when we refer to words as words or letters as letters, as in the following: Enter the number <i>0</i> , not the letter <i>O</i> .
KEY+KEY	Indicates a key combination action. For example, a plus sign (+) between keys means that you must hold down the first key while you press the second key. For ALT+W, hold down the ALT key while you press W.
Cross-references	The phrase <b>For more information</b> indicates where you can find additional documentation on the topic at hand. We include the navigational path to the referenced topic, separated by colons (:). Capitalized titles in <i>italics</i> indicate the title of a PeopleBook; capitalized titles in normal font refer to sections and specific topics within the PeopleBook. Here's an example: <hr/> <b>For more information</b> , see <b>Documentation on CD-ROM</b> in <i>About These PeopleBooks: Additional Resources</i> . <hr/>

---

**Note.** Text in this bar indicates information that you should pay particular attention to as you work with your PeopleSoft system. If the note is preceded by **Important!**, the note is crucial and includes information that concerns what you need to do for the system to function properly.

Text in this bar indicates cross-references to related or additional information.

**Warning!** Text within this bar indicates a crucial configuration consideration. Pay very close attention to these warning messages.

---

## Page and Panel Introductory Table

In the documentation, each page or panel description in the application includes an introductory table with pertinent information about the page. Not all of the information will be available for all pages or panels.

Usage	Describes how you would use the page or process.
Object Name	Gives the system name of the panel or process as specified in the PeopleTools Application Designer. For example, the Object Name of the Detail Calendar panel is <code>DETAIL_CALENDAR1</code> .
Navigation	Provides the path for accessing the page or process.
Prerequisites	Specifies which objects must have been defined before you use the page or process.
Access Requirements	Specifies the keys and other information necessary to access the page. For example, <b>SetID</b> and <b>Calendar ID</b> are required to open the Detail Calendar page.

## Comments and Suggestions

Your comments are important to us. We encourage you to tell us what you like, or what you would like to see changed about our documentation, PeopleBooks, and other PeopleSoft reference and training materials. Please send your suggestions to:

PeopleSoft Product Documentation Manager  
 PeopleSoft, Inc.  
 4460 Hacienda Drive  
 Pleasanton, CA 94588

Or send comments by email to the authors of the PeopleSoft documentation at:

[DOC@PEOPLESOFT.COM](mailto:DOC@PEOPLESOFT.COM)

While we cannot guarantee to answer every email message, we will pay careful attention to your comments and suggestions. We are always improving our product communications for you.

## CHAPTER 1

# Introduction to Cube Manager

This chapter provides an overview of online processing and PeopleSoft Cube Manager, a PeopleTool used to build Online Analytical Processing (OLAP) databases or cubes. The chapter also describes how to:

- Design with PeopleSoft Cube Manager.
- Use supported OLAP tools.
- Design and build OLAP cubes.

---

**Note.** The information presented here is not a substitute for your PowerPlay, Essbase, or other third party technology documentation, but should help you integrate your PeopleSoft data with one or more of these tools.

---

## Understanding OLAP

Most business software users are familiar with Online Transaction Processing (OLTP) applications, which are used to create and maintain information about business operations. The transactions stored by these applications are the heart of any business software. At the database level, OLTP applications are designed to allow speedy creation of data and to reduce redundant information. Data structures of this design are not well suited to analysis.

The nature of OLTP databases poses a problem: how to analyze data in a database that is not designed for analysis. One solution is to use a product such as PS/nVision. Such products perform analysis on selected characteristics of the database. However, using a powerful tool, such as PS/nVision, on top of an OLTP database, takes time.

In contrast, OLAP applications are designed specifically for data analysis. The source of information for analysis is an OLTP database. To make the OLTP data available to analytical applications, data is extracted and transformed into a format that can be analyzed more easily. The resulting OLAP database can be stored in several different formats, depending on the tools used to access the data.

### ***MOLAP***

Multidimensional OLAP (MOLAP) is a format in which all of the data is stored in a hierarchical format. This type of database is used mainly for small-to-medium data marts. MOLAP databases like PowerPlay and Essbase are very fast at summarizing and navigating

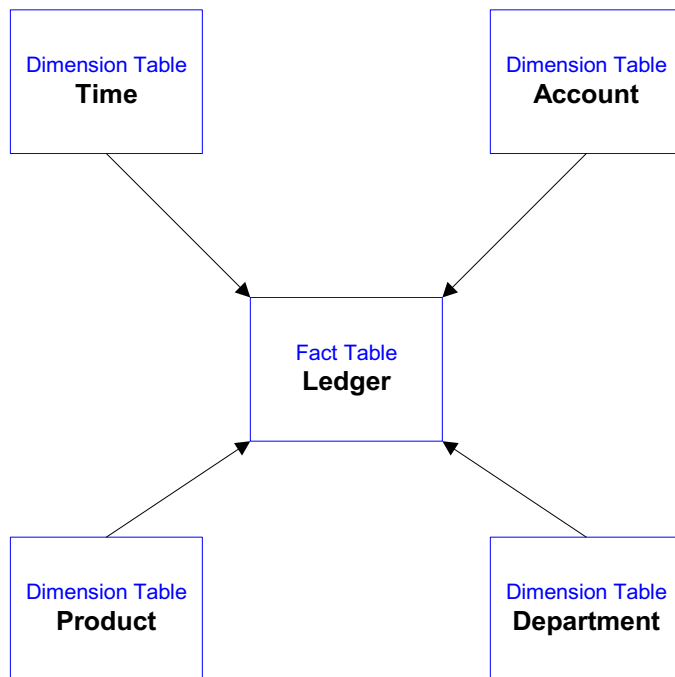
data. The only drawback of MOLAP systems is that as dimensional information, sizes, or numbers increase, the storage mechanism becomes less efficient.

### **ROLAP**

Relational OLAP (ROLAP) is a format in which the analytical data is stored in relational tables. The main benefit of ROLAP data storage is its ability to store vast amounts of data. But ROLAP data storage is not as efficient in accessing aggregate information at higher levels of the hierarchy.

The structures of the data schema can be one of two types: snowflake or star schema. Snowflake schemas are designed to keep very little redundant data, whereas star schemas encourage duplicate data. This release of PeopleSoft Cube Manager supports only the star schema, so we'll focus our discussion on this format.

In a star schema, each dimension is represented in a single table. The fact data, data that is to be analyzed, is stored in a separate table. There is one column in the fact table that represents the dimension from which the data was created. The following diagram illustrates a typical star schema:



Star Schema structure

### **HOLAP**

Hybrid OLAP (HOLAP) is the latest type of analytical structure. As the name implies, the data is stored in a hybrid format. The base fact data is stored in a set of relational tables, while the summary data is stored in a multidimensional format. This strategy is powerful, but can pose problems when combining data from the relational tables with the multidimensional summary data.

Generally speaking, multidimensional analysis is not a technology. Rather, it's a type of analysis that enables you to look easily data from many perspectives. These tools enable users to explore, interact with, and "slice and dice" complex data, guiding them to the multidimensional information they need but can't easily discover with conventional reporting tools.

## Understanding Cubes

The key concept of OLAP is that of a cube. In this document, we use the term *cube* when referring to any analytic data store, whether it is a MOLAP cube or a ROLAP star schema. An OLAP cube is a collection of related data—a database, really—having multiple dimensions. Cube dimensions are the rough equivalent of fields in a relational database. In terms of data analysis, dimensions can be thought of as criteria—such as time, account, and salesperson—that can pinpoint a particular piece of data. These pieces of data are usually transactions from an OLTP system.

Although they're called cubes, OLAP databases can have more than three dimensions. In fact, most cubes have from three to eight dimensions. To better understand the concept of OLAP cubes, it's best to start with a simple data analysis model and then expand it.

Let's say you want to analyze your company's sales (in units). You could examine the total units sold in a particular year, but that wouldn't help you understand much about your business. Instead, you might want to see unit sales broken down by time and by products. The matrix that you use to analyze this data might look something like the following table illustrating a cube with two dimensions:

<b>Product</b>	<b>1998</b>	<b>1999</b>	<b>2000</b>
Widgets	3000	6500	8200
Gadgets	1200	1450	3000
Doohickeys	2500	3400	2000
Whatzits	500	670	1300

### **Dimensions and Members**

In OLAP terminology, the preceding matrix is an OLAP cube that represents Units Sold dimensioned by Time and Product. Time and Product are the dimensions of the cube, and Units Sold is the fact data.

In our example, each dimension is subdivided into categories, called cube members, which represent individual years and products. In the Time dimension, the members are 1998, 1999, and 2000. In the Product dimension, the members are widgets, gadgets, doohickeys, and whatzits.

### **Measures and Cells**

In the preceding matrix, what values are we most interested in? Not years or products. The purpose of creating the matrix is to find the number of units sold. Units sold comprise the data element being evaluated or measured. In OLAP terminology, the number of units sold is

called the *measure*, or *fact*, of this cube. The areas of the matrix where members intersect with other members represent individual measure/fact values. These intersections are called *cells*. The shaded cell in the preceding table represents the number of widgets sold in 1995: 6500 units.

### Multiple Dimensions

The two-dimensional cube in the preceding illustration is basic, for reporting purposes. For example, it provides no idea about where any of the units were sold. We can provide this information by adding another dimension, *location*, to the model:

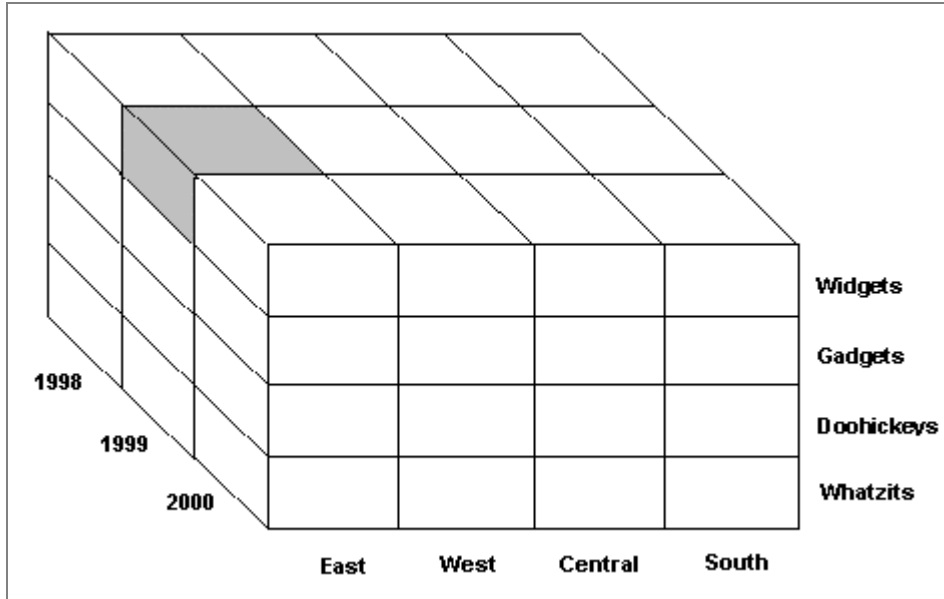


Illustration of a cube with three dimensions

The preceding three-dimensional OLAP cube represents units sold dimensioned by time, product, and location. (The location members are east, west, central, and southern.) The shaded cell represents the number of widgets sold in the East region in 1999. You could find the number of units sold for any other product in any other region at any other time by finding the cell at the intersection point of three members, one from each dimension.

Suppose you also want to factor customer accounts into the analysis. While depicting four dimensions graphically is a challenge, the result of this added dimension is clear. In this case, each cell of the OLAP cube represents the intersection of an account, a year, a region, and a product.

---

## Rollups

A rollup is the organization of cube data elements with their reporting structures. It represents both the hierarchy and the method of consolidation in a dimension level.



## Hierarchy

Our example cube has only one level in each dimension. The Time dimension consists of one level containing three members (years); the Location dimension consists of one level containing four members (regions). However, the data used to build such OLAP cubes probably supports more than just one level in each dimension.

For example, when a company records a sale, that sale occurs in a particular month, which occurs in a particular quarter, in a particular year. So you can examine the time dimension at three levels: month, quarter, or year. Likewise, a particular office could record each sale, located in a particular city, in a particular region. So the location dimension might also have three levels: office, city, and region.

As we said earlier, the categories found at each level of a dimension are called members. Multi-level dimensions might be envisioned as tree diagrams, the members of which relate to each other in various parent/child relationships. Some members are parents of other members, some are children, and some are both. For example, following is a diagram representing a portion of a typical time dimension, with its various levels and members:

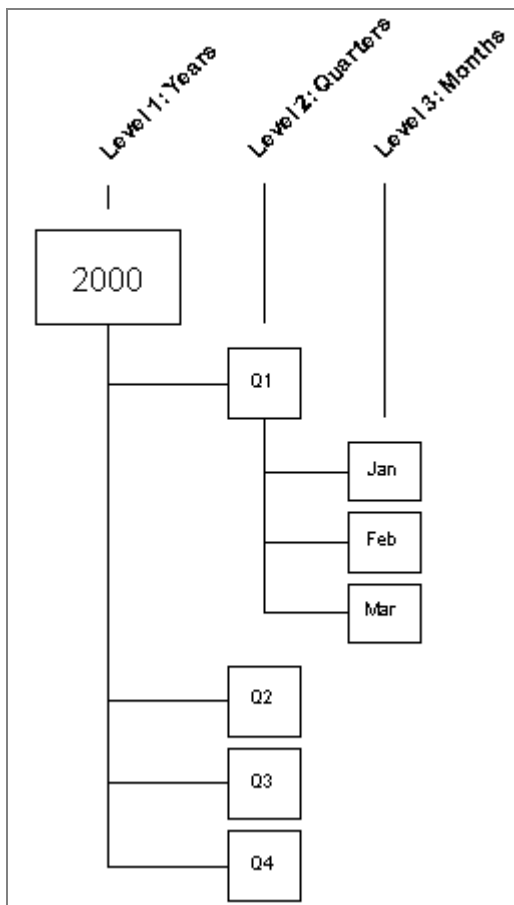


Illustration of a Time hierarchy

Each box in the diagram represents a unique member. If you've used the PeopleSoft Tree Manager before, this diagram should look familiar. In fact, PeopleSoft trees can play an important role in defining the hierarchy of an OLAP cube.

### Consolidation

Viewing a dimension's hierarchy tells you about the organization of its members, but there's another facet of the dimension to consider. We need to know how to consolidate into the value of their parent members the values found under child members. For example, are the children added together to equal the parent? This is certainly the case in a Time dimension, in which the value for each member is added to its siblings to equal the value of its parent. (Three months can be consolidated into their parent quarter; four quarters can be consolidated into their parent year; and so on.)

The following table illustrates our cube example adding a second level, *quarters*, to the time dimension of our original example.

<b>Product</b>	<b>1998</b>				<b>1999</b>				<b>2000</b>			
	Q1/98	2/98	3/98	4/98	Q1/99	2/99	3/99	4/99	Q1/00	2/00	3/00	4/00
Widgets	400	700	950	400	1200	980	995	975	2200	990	750	500
Gadgets	300	300	300	300	300	300	400	450	600	650	850	900
Doochicks	600	600	700	600	750	850	950	850	750	400	300	550
Whatzits	125	125	125	125	125	200	225	120	170	230	400	500

How does the data represented at the quarter level consolidate into the year level? It's simply added together. So the 1998 rollup is Q1/98 + Q2/98 + Q3/98 + Q4/98.

However, you might also find dimensions in which certain members are to be subtracted from their siblings, such as in a profit dimension. In such a dimension, let's say you have two members at the first level, *margin* and *total expenses*, both of which are reported as positive values. To find your total profits, you wouldn't add margin and total expenses and subtract total expenses from margin.

In Essbase, a dimension could have two identical hierarchy rollups with two different totaling results even though both hierarchy rollups have identical tree structures: nodes and leaves. This would be possible if, for example, your first tree is set up ABC, while the second tree is ADC. For example, A, B, C, D have the fact data values: 2, 5, 10, 20, respectively. The total for the first hierarchy A, B, C is 17 because the total = 2 + 5 + 10. The total for the second hierarchy A, D, C is 10 because each parent gets its total from its children. Because C has the fact value 10, the total for C is 10. Because D is the parent of C, D gets its total from its children. Therefore, D gets 10 from C. A gets its total from its children: D.

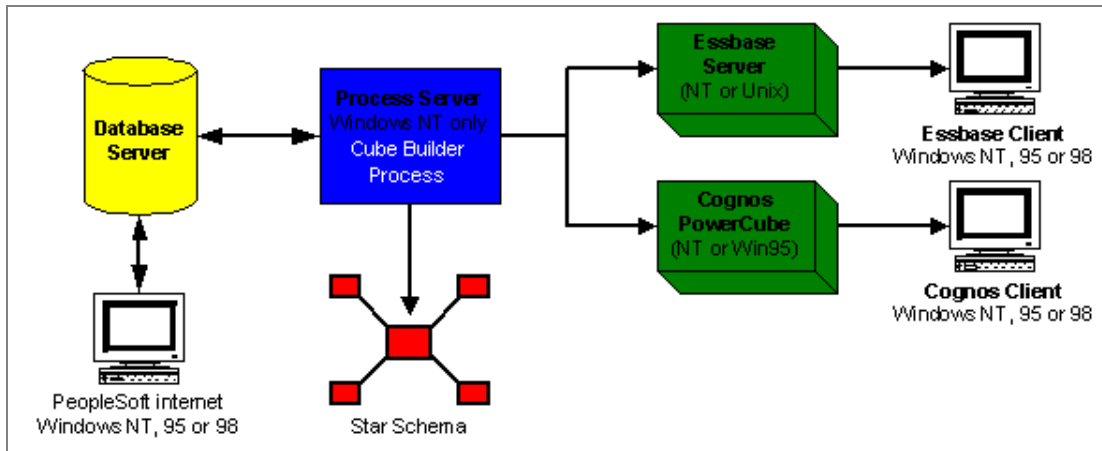
### See Also

**PeopleTools 8.4 PeopleBook: PeopleSoft Tree Manager**, "Introduction to Tree Manager"

---

## Cube Manager Architecture

The following diagram illustrates the cube building process:



The PeopleSoft Cube Manager big picture

The cube building process includes the following steps:

1. PeopleSoft Cube Manager extracts data from the application database.
2. PeopleSoft Cube Manager writes to the OLAP data store.
3. Third party reporting tool directly analyzes the OLAP data store.

## Designing With PeopleSoft Cube Manager

It's possible to build an OLAP database out of PeopleSoft data without using PeopleSoft Cube Manager. In fact, customers have implemented custom OLAP solutions with previous PeopleSoft releases. However, PeopleSoft Cube Manager provides several important benefits when linking between your PeopleSoft application data and your OLAP platform.

PeopleSoft Cube Manager provides a framework for modeling your OLAP cubes through its design tools. This framework supports the definition of all dimensions, attributes, measures, and cubes that you might want to build from PeopleSoft sources. All of these definitions can be shared across cubes to ensure that OLAP results are consistent across your enterprise.

Components designed in PeopleSoft Cube Manager can also be used across all target OLAP platforms supported by PeopleSoft. PeopleSoft Cube Manager provides all these benefits while achieving a nearly platform-independent solution. The majority of a cube's design attributes can be applied to Hyperion Essbase, Cognos PowerPlay, or Generic Star Schema. PeopleSoft Cube Manager also enables you to leverage your existing PeopleSoft metadata to define the cube structure.

In this section, we discuss:

PeopleSoft metadata.

PeopleSoft Process Scheduler integration.

---

## PeopleSoft Metadata

*Metadata* is data that defines data. It conveys information about how data is formatted, structured, and stored. In an OLAP cube, metadata defines the cube's dimensions, levels, members, member attributes, and their interrelationships. PeopleSoft Cube Manager uses two types of PeopleSoft structures, trees and queries, to help define cubes.

### **PeopleSoft Trees**

A PeopleSoft tree defines the summarization rules for a database field. It specifies, for purposes of reporting or security access, how the field values are grouped in the system.

For example, the values of the DEPTID field identify individual departments in your organization. A tree could be built for the DEPTID field that defines the organizational hierarchy that specifies how each department relates to the others—that departments 10700 and 10800 report to the same manager, department 20200 is part of a different division, and so on.

It's easy to see how you can use PeopleSoft trees to define cube structure. Like cube dimensions, trees consist of levels and members. (In PeopleSoft Tree Manager, members are called *nodes* and *leaves*.)

### **PeopleSoft Queries**

PeopleSoft queries are SQL statements created by PeopleSoft Query. These SELECT statements are used to return field values based on certain criteria. The data returned by PeopleSoft Query can be secured by the standard PeopleSoft security mechanism. Also, data returned by PeopleSoft Query can be returned in any of the database-supported globalized formats.

Queries are used in a number of ways to define an OLAP cube. Use them to define rollup structure, although this process isn't as straightforward as using a tree. Also use queries to specify member attributes. For example, you can set an attribute that automatically flips the sign of member values (sometimes necessary for accounting purposes). Finally, use queries to populate OLAP cubes with data; the query results are the rows of data that fill the cube's cells.

### **See Also**

“Designing Cube Metadata,” Using Trees

---

## PeopleSoft Process Scheduler Integration

PeopleSoft Process Scheduler includes a process type definition specifically for use with PeopleSoft Cube Manager. This is the Cube Builder process type, and it is invoked whenever you launch the process to create a cube from the standard run control page. Depending on the OLAP tool you specify, during this process, the data and metadata are translated into a format understood by Essbase, PowerPlay, or other ROLAP tool that can read a star schema.

**See Also**

“Building Cubes,” Defining a Cube Build Process Using Process Scheduler Manager.

## Using Supported OLAP Tools

Each PeopleSoft customer has unique reporting and analysis needs. To address these needs, PeopleSoft provides support for various OLAP databases and tools such as Cognos PowerPlay and Hyperion Essbase.

If you haven't chosen an OLAP platform, the following descriptions should help you decide which platform best suits your needs. We discuss:

- PowerPlay.
- Essbase.

---

### PowerPlay

PowerPlay includes a product called Transformer, which builds the portable data cube. This cube is easy to attach as a file to electronic mail.

PowerPlay includes two components: a database engine component (the PowerCube) and an end user component. This front-end component can be used not only for PowerPlay databases, but also for other OLAP databases, including Essbase.

There are several new components in PowerPlay 6.6 (Enterprise Server version) that work together to give you more functionality and to make PowerPlay cubes available to remote users. Only the pieces that PeopleSoft Cube Manager uses are described in this section. PeopleSoft Cube Manager has been modified to work with these new pieces.

In this section, we discuss:

- Enterprise Server.
- PP Enterprise Server Administrator.
- PPAdmtool.
- PPApplications.
- How PeopleSoft Cube Manager uses the EP Server.

### Enterprise Server

Enterprise Server (EP Server) is an NT service that maintains cubes at a given location. Users from remote locations connect to this service and open the cubes in their choice of PowerPlay for Windows, PowerPlay for Excel, or PowerPlay for Web.

PeopleSoft Cube Manager can be configured to automatically register cubes with the EP Server. The EP Server needs a port number, server/machine name, user name and password

for registering a cube. However, PeopleSoft Cube Manager can only add cubes to the EP Server running locally, and only to the admin account. This means that users are required to only specify the port number and password for the admin account.

See PowerPlay Enterprise Server documentation.

---

**Note.** PeopleSoft Cube Manager and the EP Server must run on the same machine. When updating a cube, make sure it is not being accessed by anyone prior to running PeopleSoft Cube Manager.

---

### ***PP Enterprise Server Administrator***

PP Enterprise Server Administrator is a Windows application that can talk to the EP Server, either locally or remotely, and can display the cubes that the EP Server is maintaining. Depending on the security privileges, you can add or remove cubes from the EP Server using this application. You can also change passwords from this application.

### ***PPAdmtool***

PPAdmtool is a command-line program that can talk to the EP Server. You can add or remove cubes from the EP Server using this program. To execute any commands using this program, you must specify the server/machine name, port number, and password.

The difference between the PP Enterprise Server Administrator and PPAdmtool is that PPAdmtool runs at the command prompt. The PP Enterprise Server Administrator is a Windows application that must be started before viewing or manipulating the cubes. You can use PPAdmtool from the prompt to connect to, view, add, or remove cubes, without performing the extra step of starting a program.

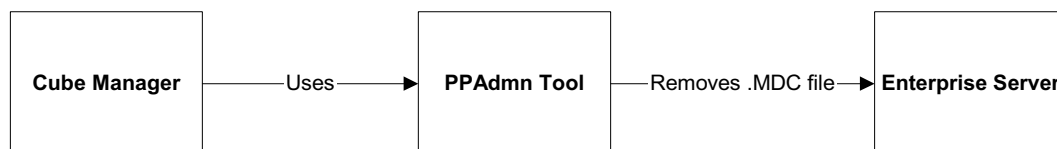
### ***PPApplications***

PPApplications are the actual Windows applications (PowerPlay for Windows, PowerPlay for Excel, or PowerPlay for Web) that can open the cube .mdc files. These applications need either direct access to the .mdc file (locally or on network) or access to the EP Server that is maintaining a particular cube.

### ***How PeopleSoft Cube Manager Uses the EP Server***

This example shows how PeopleSoft Cube Manager uses the new functionality of PowerPlay 6.6 to manage a cube that exists on the EP Server.

Step 1:



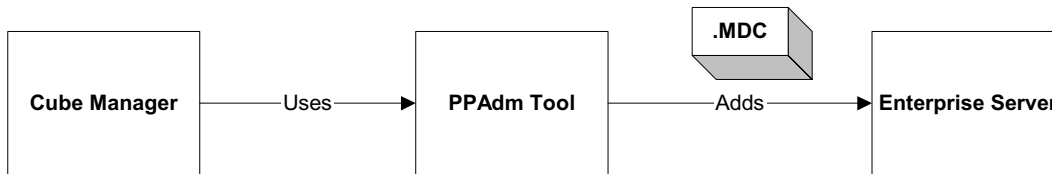
PPAdmtool removes the .mdc file from the EP Server

Step 2:



PeopleSoft Cube Manager uses the transformer to create the .mdc file

Step 3:



PeopleSoft Cube Manager uses PPAdmtool to add the .mdc file to the EP Server

PeopleSoft Cube Manager's Platform Options page for PowerPlay has been modified to take the extra information needed to talk to the EP Server.

### See Also

“Designing Cubes,” Defining Dimension Structures

“Building Cubes,” Defining Cube Settings for Cognos PowerPlay

---

## Essbase

Essbase is a robust, client/server-based product the scope of which goes well beyond individual users to the level of a data mart. While it has many powerful features, including its own scripting language, it might be somewhat more difficult to implement than PowerPlay. However, because it supports metadata updates, Essbase enables you to keep a persistent data store, whereas you must recreate PowerCubes whenever any metadata changes.

Essbase includes an add-in with which you can view OLAP cubes using Microsoft Excel—much like PS/nVision. Access Essbase cubes using PowerPlay as a front end. Essbase is shipped separately from PeopleTools (there are two licensing components for the integration and the end-user product).

## Designing and Building OLAP Cubes

Identifying your requirements is the most important part of any analytical application. An analytical application always produces results, regardless of whether those results are meaningful.

You decide what aspects or processes of your business you want to capture. Some examples could be sales activity, claims processing, or marketing return on investment. It might be that there are several unrelated aspects of your business that you want to analyze. Do not try to make one cube for all of the aspects. Instead, treat each set of related information as a single cube.

Next, you must identify the measures that you use to quantify those results, such as sales amounts in dollars or units. This information is almost always numeric. Then, identify the criteria with which you want to view the data and the granularity of the data. These criteria form the dimensions. The most common dimensions are time, accounts, geography, products, and department. See your Essbase, PowerPlay, or other third party technology documentation.



## CHAPTER 2

# Designing Cube Metadata

There are several kinds of metadata that define an online analytical processing (OLAP) cube: dimensional metadata (hierarchy and members), member attribute metadata (consolidation method, sign flip, and label), and cube metadata (dimensions and measures). You use PeopleSoft Tree Manager and PeopleSoft Query to describe all of this metadata to PeopleSoft Cube Manager.

In the chapter, we describe how to:

- Use trees.
- Create queries.

### **See Also**

*PeopleTools 8.4 PeopleBook: PeopleSoft Tree Manager*, “Introduction to Tree Manager”

## Using Trees

Metadata that exists in PeopleSoft trees can be particularly useful when designing cube dimensions. The main reason to use an existing tree is to leverage the rules associated with the outline that the tree represents. Because trees are used to validate information that is stored in the Online Transaction Processing (OLTP) database, all of that tree information is already related to the transactional data. Using effective-dated trees in a cube definition generates the automatic evolution of your data used for data analysis.

PeopleSoft Cube Manager leverages the information already stored in your PeopleSoft trees as outlines upon which to build each dimension. Using PeopleSoft Cube Manager’s *Dimensions - Rollup Inputs Page*, you map a tree to a dimension so that the rollup of the resulting cube dimension is the same as that of the specified tree.

By default, data is summarized exactly as the tree is defined. Each node and detail value becomes a member of the cube hierarchy for that dimension. The descriptions of the nodes and details become the labels, or aliases, of the members.

---

**Note.** What PeopleSoft call *levels* are called *generations* in Essbase.

---

You might want to use existing trees for your dimensions, or you might need to create new trees. If you have an existing tree that is close to, but not exactly, what you want the dimension to look like, make a copy of the tree and modify the copy.

If the hierarchy you want to use is a subset of an existing tree, you don't have to create a whole new tree. PeopleSoft Cube Manager enables you to use a subset of an existing tree by specifying a starting node (Top Node on the Dimensions - Rollup Inputs Page), as well as the number of levels below the top node of the tree to include in the hierarchy. More than one tree belonging to the same business unit may be used to define a single hierarchy.

In addition, if a tree doesn't provide the structure you need for a dimension, you can add members, attributes, and levels by using one or more queries to provide the additional metadata.

Because you cannot have duplicate member names in a dimension, unless those members are shared, you can't duplicate tree node names in your tree metadata. PeopleSoft Cube Manager treats uppercase and lowercase characters as distinct, so the names *ABC*, *Abc*, and *abc* are all considered unique member names. However, Essbase offers an option to change all member names to uppercase. If you enable this option, you create problems in PeopleSoft Cube Manager with members that are identical except for their letter casing.

---

**Note.** PeopleSoft Cube Manager permits duplicate node names, if you can't avoid the duplication.

---

Cognos does not allow duplicate values at any level within the same hierarchy. Cognos wants the member values to be unique in the same hierarchy. Because of this, duplicate values in the same hierarchy are dropped while generating the MDL. Alternate hierarchies can have detail values (leaves) that appear in the other hierarchies. However, the non-detail values (non-leaf or node) cannot be the same as in any other hierarchy. Duplicate non-detail values will cause Cognos to return an error when it is creating the cube.

In Essbase, a dimension could have multiple rollups. The resulting total for the first rollup is calculated differently than the resulting totals for those rollups calculated after the first rollup. For example, there is a dimension with two rollups. Two different trees are used for these two rollups. The first tree is set up as A-> B-> C, while the second tree is A-> D-> C.

Let's assume A, B, C, D have the fact data values: 2, 5, 10, 20 (respectively). The total for the first rollup *A, B, C* is 17 because the total = 2 + 5 + 10. The total for the second rollup *A, D, C* is 10 because each parent gets its total from its children. Because *C* has the fact value 10, the total for *C* is 10. Because *D* is the parent of *C*, *D* gets its total from its children. Therefore, *D* gets 10 from *C*. *A* gets its total from its children, which is *D*. Therefore, *A* has the total value of 10.

### See Also

"Designing Cubes," Defining Rollup Options

## Creating Queries

You can create five kinds of queries to use with PeopleSoft Cube Manager, all of which you must define as *user* (*ad hoc*) queries, as opposed to *role* queries or *database agent* queries:

- Dimension Queries define cube dimension structure. You can use them instead of, or in addition to, trees. You can create two different types of dimension queries: narrow and wide. Both are useful in situations where hierarchical information already exists in your database, but you don't have an existing tree corresponding to this information and would rather not build one. See Dimension Queries.
- Attribute Queries define optional attributes for each member. See Attribute Queries.
- Data Source Queries define the data that populates your cube. Each result row of a data query must map to your dimensions and measure as defined in the cube. See Data Source Queries.

Because you cannot have duplicate member names in a dimension, unless those members are shared (Essbase is the only platform that handles shared members), you can't have duplicate query column names in your query metadata. PeopleSoft Cube Manager treats uppercase and lowercase characters as distinct, so the names *ABC*, *Abc*, and *abc* are all considered unique member names. However, Essbase offers an option to change all member names to uppercase. If you enable this option, you create problems with members that are identical except for their letter casing.

---

**Note.** PeopleSoft Cube Manager permits duplicate node names, if you can't avoid the duplication.

---

### **See Also**

*PeopleTools 8.4 PeopleBook: PeopleSoft Query*, "Introduction to PeopleSoft Query"

---

## **Dimension Queries**

Dimension queries enable you to define the dimension structure using query results instead of, or in addition to, a tree. However, keep in mind that you are using queries to create a tree-like structure. For narrow query definitions, each dimension query maps child members at a particular level to parent members at the next higher level. For wide query definitions, only one query is needed to build the dimension. Optionally, these queries might contain extra members or level attributes, as well as the relationship information.


You can convey hierarchical information in one of two ways: by parent/child relationship (a narrow query) or by level specification (a wide query). In this section, we discuss:

- Narrow query definition.
- Wide query definition.

### **Narrow Query Definition**

When using multiple queries to define dimensional structure, the first query you specify defines the first two levels of the dimension. To add lower levels, you must write one additional query for each additional level.

Suppose you want to build a department dimension that contains the following departments within an organization:



The levels of the organization might be described as follows:

<i>Level 1 (top of dimension)</i>	<i>Level 2</i>	<i>Level 3</i>
ALL DEPARTMENTS	DEVELOPMENT	100
		200
	SALES	300
		400
		500

To create the dimension, you must write two queries to provide the information above: one to define the child members at level 2 and one to define the child members at level 3.

Query 1:

<i>Parent</i>	<i>Member (Child)</i>
ALL DEPARTMENTS	DEVELOPMENT
ALL DEPARTMENTS	SALES

---

**Note.** During the build, PeopleSoft Cube Manager knows that child members with an unspecified parent become level 2 members, directly under the top of the dimension. You can create an empty column in a query by adding a blank ("" ) expression. Be sure to enter some meaningful text for the Heading Text and Unique Field Name (such as "Top of Dimension") so that you can easily identify the blank column when mapping query columns to dimension levels.

---

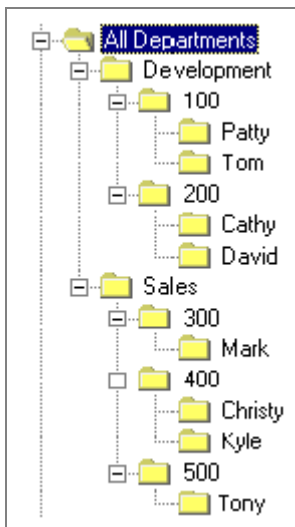
Query 2:

Query 2 must return one column for the second-level members (DEVELOPMENT and SALES) and one column for the third-level members (100, 200, 300, 400, and 500). The query results look like the following:

<i>Parent</i>	<i>Member (Child)</i>
DEVELOPMENT	100

<i>Parent</i>	<i>Member (Child)</i>
DEVELOPMENT	200
SALES	300
SALES	400
SALES	500

To add additional levels, write one query for each additional level. Building on the previous example, let's assume that you want to create an employee dimension instead of a department dimension. In this case, include a fourth level showing the employees in each department:



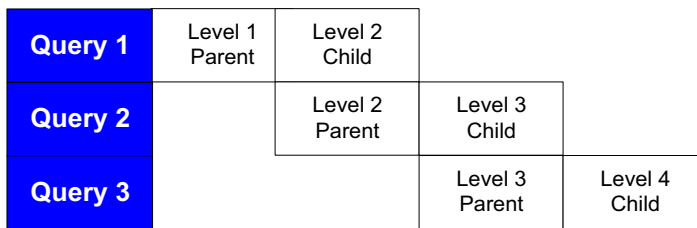
Now you might describe the levels of the organization as follows:

<i>Level 1</i>	<i>Level 2</i>	<i>Level 3</i>	<i>Level 4</i>
ALL DEPARTMENTS	DEVELOPMENT	100	Patty
			Tom
		200	Cathy
			David
	SALES	300	Mark
		400	Christy
			Kyle
		500	Tony

In addition to the two queries you create, you must create a third query with the following results in order to add the fourth level to the dimension:

<i>Parent</i>	<i>Child</i>
100	Patty
100	Tom
200	Cathy
200	David
300	Mark
400	Christy
400	Kyle
500	Tony

The following diagram illustrates how you supply three queries to create a dimension with four levels:



Four level dimension created using three queries

Your dimension queries should always produce at least two columns in the result set: one for the parent and one for the child (or member). Except for the top-level query, a parent column for a given level must always correspond to the child column of the previous level.

Optionally, attributes might be included in the query. All attributes specified in a narrow query are associated with the field specified as the member. Attributes for the topmost member must be added using an attribute query.

**Wide Query Definition**

When defining your dimension with a wide query, follow the same logic used with narrow queries.

Using the previous example for narrow queries, the following table illustrates the dimension we want to build with a wide query:

<b>Level 1</b>	<b>Level 2</b>	<b>Level 3</b>	<b>Level 4</b>
ALL DEPARTMENTS	DEVELOPMENT	100	Patty
			Tom
		200	Cathy

<b>Level 1</b>	<b>Level 2</b>	<b>Level 3</b>	<b>Level 4</b>
			David
	SALES	300	Mark
		400	Christy
			Kyle
		500	Tony

Instead of writing multiple queries to build this dimension, write one that contains only this information. The query result set might look like the following:

<b>Level 1</b>	<b>Level 2</b>	<b>Level 3</b>	<b>Level 4</b>
ALL DEPARTMENTS	DEVELOPMENT	100	Patty
ALL DEPARTMENTS	DEVELOPMENT	100	Tom
ALL DEPARTMENTS	DEVELOPMENT	200	Cathy
ALL DEPARTMENTS	DEVELOPMENT	200	David
ALL DEPARTMENTS	SALES	300	Mark
ALL DEPARTMENTS	SALES	400	Christy
ALL DEPARTMENTS	SALES	400	Kyle
ALL DEPARTMENTS	SALES	500	Tony

As with narrow queries, the query can return attributes that you can associate with members. However, in the case of wide queries, you can assign the attributes to any member.

### **See Also**

*PeopleTools 8.4 PeopleBook: PeopleSoft Query, "Introduction to PeopleSoft Query"*

---

## **Attribute Queries**

You can use attribute queries to set optional attributes on the members within a dimension. Set attributes on either node members or detail members of a dimension.

An attribute query should return at least two result columns: one that identifies the members whose attributes you want to define and one for each type of attribute to be set.

<b>Member</b>	<b>Attribute 1</b>	<b>Attribute 2 (Optional)</b>	<b>Attribute 3 (Optional)</b>
1000	XXX	XXX	
1100	XXX	XXX	XXX

<b>Member</b>	<b>Attribute 1</b>	<b>Attribute 2 (Optional)</b>	<b>Attribute 3 (Optional)</b>
1200	XXX		XXX
1300	XXX	XXX	

Most attribute types are platform-specific: they are used by one of the target platforms, but not all. Each attribute type uses its own set of conditions to determine whether to apply the attribute. In some cases, for the attribute to be applied, the attribute column must contain a specific value. In other cases, the attribute column must simply not be blank. An attribute query can return a subset of the members, in which case, the specified attributes are set only on those members returned.

If an attribute query is on a table that uses a setID, you must select only the setID in which you're interested. The reasoning: There is only one member ID field to tie the query results to the dimension.

**Note.** In the example above, one query is used to set three attributes. If you prefer, you could create three separate queries in which you return the member and one attribute.

In this section, we discuss the following types of attributes:

- General.
- Essbase.
- PowerPlay.

### **General Attributes**

There are numerous types of attributes you can define using queries and PeopleSoft Cube Manager. We discuss the following valid attribute types:

- Flip sign.

Refers to the reversal of + and – signs for the member, which is sometimes necessary for accounting purposes. Valid values are blank (don't flip sign) or non-blank (flip sign). In a star schema, an attribute column is populated with a value of – 1 when a member has a sign to flip. In PowerPlay and Essbase, the data that is populated in a flip-signed cell has the opposite sign of the source query.

- Label.

Provides a description for a member. In an Essbase database, this equates to the default alias. In a PowerPlay PowerCube, it equates to the label. For star schemas, the label is a description of the member.

- User-defined.

Applies to Essbase only. Essbase enables you to specify user-defined attributes for members. You can then use calculation (calc) scripts to search for and manipulate members having particular user-defined attribute values.



PeopleSoft Cube Manager supports user-defined attributes. To design your own user-defined attributes, select PeopleTools, Cube Manager, Attribute Definitions. See “Designing Cubes,” Designing Attribute Names

### **Essbase Attributes**

Essbase has the following valid attribute types:

- Currency category.

Applies to account-type dimensions. This attribute specifies a member that requires currency conversion to a specific category type. In the attribute query field, supply the type of conversion required (a value, normally in dollars).

- Currency conversion type.

Applies to account dimensions. This attribute equates to the Currency Conversion buttons on the Account tab of the Attributes dialog box for an account dimension in the Essbase Application Manager.

If the Currency Category attribute is set to a non-blank value on a member, that non-blank value is automatically applied to the Currency Conversion Type attribute. If the Currency Category attribute is set to blank, the Currency Conversion Type attribute is automatically set to inherit-use ancestor. If the Currency Category attribute is not applied at all, the Currency Conversion Type attribute is automatically applied with a value of no conversion ("").

If you set this attribute manually, valid values are blank (no conversion) or non-blank. If the query returns a non-blank value, that value is used as the Currency Category.

- Currency name.

Applies to country dimensions. The value of this attribute defines what type of currency the country or market region uses. This value is used in a currency cube to identify the type of currency.

- Data storage.

Tells Essbase what type of storage to allocate for the member. Valid values are 0/blank (store data), 1 (never share), 2 (label only), 3 (shared member), 4 (dynamic calculation and store), and 5 (dynamic calculation, no store). PeopleSoft Cube Manager sets the default value as store data for all members in the first rollup and the non-detail nodes of all other rollups. Detail nodes in secondary rollups are set to shared members.

- Expense item.

Expense item applies to account dimensions only. Essbase has certain built-in formulas that can take advantage of the knowledge that an item is an expense. To pass this knowledge on to Essbase, you should use this attribute. Valid values are *Blank* (set) and *non-Blank* (don't set).

- Time balance.

Affects how the parent time value is calculated. Valid values are 0, 1, 2, and 3, which correspond to none, first, last, and average, respectively.

- Unary operator.

Referred to as the consolidation attribute, this attribute enables you to define the mathematical operator used for rolling up members. Most often, you expect that data is added (using the + operator) when rolled up. However, you might occasionally need to specify other operators.

<b>Valid Value</b>	<b>Action</b>
+ (plus sign)	Add (default)
- (minus sign)	Subtract
* (asterisk)	Multiply
/ (forward slash)	Divide
Blank	Do not consolidate.
~ (tilde)	Do not consolidate.
% (percent sign)	Divide the total of previous member calculations by this member and multiply by 100.

### **PowerPlay Attributes**

PowerPlay has the following valid attribute types:

- Long description.

Equates to any valid description in PowerPlay, meaning that it can contain unlimited text.

- Short label.

Equates to the short name. Valid values are any valid PowerPlay short name.

### **See Also**

Essbase and PowerPlay Services documentation

“Designing Cubes,” Defining Dimension Options

---

## **Data Source Queries**

Data source queries define the data you bring into the cube. Writing a data source query is straightforward: The query must return one column for each dimension and one column for each measure. Let’s assume that you want to build a data source query for a cube containing amounts dimensioned by account, department, and period. The output of your query has four columns:

<b>Account (Dimension)</b>	<b>Dept (Dimension)</b>	<b>Period (Dimension)</b>	<b>Amount (Measure)</b>
XXX	XXX	XXX	XXX
XXX	XXX	XXX	XXX

You can use several queries as the data source for a single cube, thus defining multiple measures. Every data source query used must include an output column for every dimension used and for at least one measure. However, it's not required that you provide an output column for every measure in every data source query.

The following example shows how you can use two separate queries as a data source for a cube. Note that both queries return columns for every dimension, as required, and that they differ only in which measure they include.

Results of Query 1:

<b>Account (Dimension)</b>	<b>Dept (Dimension)</b>	<b>Period (Dimension)</b>	<b>Budget Amount (Measure 1)</b>
1000	DEV	Q4 1997	4000
1100	SALES	Q4 1997	6000

Results of Query 2:

<b>Account (Dimension)</b>	<b>Dept (Dimension)</b>	<b>Period (Dimension)</b>	<b>Actual Amount (Measure 2)</b>
1000	DEV	Q4 1997	3000
1100	SALES	Q4 1997	5000

Resulting cube using Query 1 and Query 2 as data sources:

<b>Account (Dimension)</b>	<b>Dept (Dimension)</b>	<b>Period (Dimension)</b>	<b>Budget Amount</b>	<b>Actualize Amount</b>
1000	DEV	Q4 1997	4000	3000
1100	SALES	Q4 1997	6000	5000



## CHAPTER 3

# Designing Cubes

In this chapter, we provide an overview of cube design and components and discuss how to:

- Design a cube.
- Design cube definitions.
- Design attribute names.

## Understanding Cube Design and Components

Remember that before using PeopleSoft Cube Manager, it's a good idea to define the specific goals and results you expect from online data analysis. As guidance, use the guidelines discussed in previous chapters. After defining your goals, you should design the PeopleSoft trees and queries that are appropriate for creating both the structure and the data of the cube you plan to build. See "Designing Cube Metadata"

You can design a cube with PeopleSoft Cube Manager from the top (starting with the cube) or from the bottom (starting with the dimension). This chapter focuses on creating a cube by starting with the dimension and working up to the cube instance definition.

Many different kinds of components make up the cubes you build with the PeopleSoft Cube Manager.

### **Dimensions**

The most basic component of a cube is a dimension. When you create a dimension, you specify the PeopleSoft metadata to be used to create the dimension's rollup structure. PeopleSoft Cube Manager dimensions are platform-independent and can be reused again and again to build different cubes. See "Introduction to Cube Manager," Understanding Cubes

### **Attributes**

Dimension members may have various attributes associated with them. For example, if you have a product dimension, you might want to add color as an attribute of the actual product.

### **Level Attributes**

Not Used.

### **Cube Definitions**

A cube definition defines the basic structure of a cube. You select the dimensions and measures that make up the cube and the data source queries that populate the

members and cube cells with data. Like dimensions, cube definitions are platform-independent and can be reused.

### **Cube Instance Definitions**

Cube instance definitions are platform-specific. In a cube instance definition, you specify the platform for which the cube will be built and choose the cube definition on which the cube will be based. You then set various other options, specific to the chosen platform.

### **Filters**

Filters are used on the cube instance definition to limit the contents of the cube being built. This enables a single cube definition to be used when building different data marts. For example, you might want to define the rules for building a generic profitability cube, but you might want to give each region in your company a cube with its own information. Filters provide a mechanism for specifying the subset of the possible cube data to be contained in a specific cube.

### **Platform Options**

Each of the online analytical processing (OLAP) target databases has an associated set of options with which PeopleSoft Cube Manager controls how the cube is built. These options can provide PeopleSoft Cube Manager with any required security information or how to allocate database space for dimensions in the cube.

### **Bookmarks**

Bookmarks identify a set of facts in the cube. They are used for determining whether facts are being loaded for the first time or whether they are being reloaded. PeopleSoft Cube Manager uses bookmarks to ensure that when facts are being reloaded into a cube, they are not counted twice.

### **Run Control IDs**

When you've defined your dimensions, cube definition, and cube instance definition, you're ready to start the build process. PeopleSoft Process Scheduler runs this process and—like all PeopleSoft Process Scheduler processes—you create a run control ID that defines the specifics of the process:

- Specify which cube instance definition that you want to use to build the cube.
- Choose whether the build process is to create a new cube or update an existing one.
- Specify a post-build script to run on the cube.
- Define any query bind variables that you want to use to limit the data source queries during the build.

### **Cube Instance**

A cube instance is the output of the PeopleSoft Cube Manager. It is a physical cube that is built by the Cube Builder process in PowerPlay or Essbase.

## Designing a Cube

The process of building a cube starts with designing cube metadata: building, testing, and refining the trees and queries that feed data from your PeopleSoft application to any cubes you create.

After you establish your goals and create the necessary trees and queries upon which the resulting cube will be built, use PeopleSoft Cube Manager to begin designing a cube.

In this section, we discuss how to:

1. Define the high-level dimensional structures of the cube.
2. Define dimension options by naming blank members in your hierarchy to view in your cube.
3. Define rollup options by identifying prefixing and suffixing options.
4. Specify the source of the data for each rollup.
5. Map fields to a role in the rollup.

---

### Pages Used to Design a Cube

<i>Page Name</i>	<i>Object Name</i>	<i>Navigation</i>	<i>Usage</i>
Design - Dimension	DIMENSION	PeopleTools, Cube Manager, Dimensions	Define the structure of each dimension.  Define PowerPlay time dimension.
Dimension Options	DIM_OPTIONS	<ul style="list-style-type: none"> <li>• Click the Dimension Options button on the Dimensions - Dimension Page.</li> <li>• Click the Dimension Options button in the Dimensions - Rollup Inputs Page.</li> </ul>	Name blank members of a hierarchy so that you can see them in your cube.
Rollup Options	DIM_ROLLUP_OPTIONS	<ul style="list-style-type: none"> <li>• Click the Rollup Options button on the Dimensions - Dimension Page.</li> <li>• Click the Rollup Options button on the Dimensions - Rollup Inputs Page.</li> </ul>	Name blank members of a hierarchy so that you can see them in your cube.

Page Name	Object Name	Navigation	Usage
Dimensions - Rollup Inputs	DIM_ROLLUP_INPU TS	Design, Dimensions, Dimension, Rollup Inputs	Define the source of the metadata for each rollup.
Dim Input Field	DIM_INPUT_FLD	Click the Field Map button on Dimensions - Rollup Inputs Page.	Map the fields to a role in the rollup.

## Defining Dimension Structures

Access the Dimensions - Dimension page.

Dimension Rollup Inputs

Dimension ID: DEPARTMENT [Dimension Options...](#)

Description: DEPARTMENT \*Dim Type: Standard

View All First 1 of 1 Last

Rollup Name: DEPARTMENT 1 [Rollup Options...](#) + -

Rollup Levels View All First 1-3 of 3 Last

*Level Name		
1	Division	+ -
2	Group	+ -
3	Department	+ -

Save Return to Search +Add Update/Display

[Dimension](#) | [Rollup Inputs](#)

Dimensions - Dimension page

### Dimension ID

Identifies the dimension of the target OLAP database.

**Note.** A dimension ID cannot be renamed or deleted once it has been saved.



### Description

Defaults to the dimension, but you can provide another description. This is used as the description of the dimension in the resulting cube.

### Dimension Options

See Defining Dimension Options



<b>Dim Type</b> (dimension type)	<p>Choose one of the following dimension types:</p> <p><i>Standard:</i> Select for every kind of dimension that does not contain account, time, currency, or country data. You can have many standard dimensions in each cube.</p> <p><i>Account:</i> Select if the dimension is based on account information. You can have only one account dimension for each cube.</p> <p><i>Time:</i> Select if the dimension is time-based. You can have only one time dimension for each cube.</p> <p><i>Currency Partition:</i> Valid only for Essbase. Select if the dimension is based on currency. You can have only one currency dimension for each cube.</p> <p><i>Country:</i> Valid only for Essbase. Select if the dimension is based on countries. You can have only one country dimension in each cube.</p> <p>See your Essbase documentation.</p>
<b>Rollup Name</b>	<p>The default rollup name is based on the Dimension ID. You can change the rollup name, but the name cannot be identical to the Dimension ID.</p> <p>The Rollup Name becomes the top node of the dimension if more than one rollup is specified in the dimension. If you have multiple rollups, rolling up to a single top node, this name is used only for the alternate rollups. A node is created for each rollup as a child of the dimension's top node.</p>
<b>Rollup Options</b>	See Defining Rollup Options
<b>Level Name</b>	<p>(Required) If you want to explicitly define level names in the rollup, specify them in the Rollup Levels group box. Level names defined in this manner override the level names that might be returned from the tree or any names that PeopleSoft Cube Manager creates as defaults. You are required to specify levels to be used in mapping wide queries or for defining aggregates.</p> <p>When you enter multiple level names, a level number is assigned to the declared level name in the order in which the level name is entered. This number also populates the Dim Input Field page.</p>
	Click the Add button to add a row for an additional level name.
	Click the Remove button to remove a row, deleting that level name.

In this section, we discuss how to:

- Design a dimension.
- Define PowerPlay time dimensions.

### ***Designing a Dimension***

The structure of a dimension is based on a PeopleSoft tree you build, but dimensions can also be based on queries. You must create one dimension definition for each dimension of your cube.

Because dimensions are independent of cubes, they can be used in any number of cube definitions. Where possible (such as in star schemas), PeopleSoft Cube Manager creates dimensions that can be shared across conforming dimensions (unless the underlying data relies on different business units). This method ensures consistent results across different data marts.

#### **To design a dimension:**

1. Select PeopleTools, Cube Manager, Dimensions.

Choose to add a new dimension or update/display an existing one.

2. Enter a *Dimension ID*, and click the Add button.

You must provide a unique name for each dimension that you define. The dimension ID uniquely identifies the dimension of the target OLAP database. After you enter a Dimension ID, the Dimension page appears.

---

**Warning!** Once you create and save a dimension ID, you cannot rename or delete it. You can change the description, but you cannot remove the ID from the system.

---

3. Enter a *Description* and specify the Dim Type (dimension type).
4. Set additional parameters for the dimension by clicking the Dimension Options button.

The Dimension Options page appears.

5. Define the rollups for the dimension.
6. Define the level name.
7. Define additional rollup parameters by clicking the Rollup Options button.

The Rollup Options page appears.

8. Define the sources of the rollup structure and attributes by clicking the Rollup Inputs tab.

The Rollup Inputs page appears. The Rollups scroll area on the Dimension page determines which rollup appears on the Rollup Inputs page.

### **Defining PowerPlay Time Dimensions**

For a PowerPlay time dimension, you don't need to set a tree or query as an input source. Instead, you must do the following:

- Identify the dimension as time.
- Define the levels.
- Set the corresponding date formats and date functions on the Dimension Page.
- Select the earliest date and latest date for the time dimension using the Cognos PowerPlay Options.

See “Building Cubes,” Defining Cube Settings for Cognos PowerPlay, and your Cognos PowerPlay Transformer documentation.

If you are creating a time dimension specifically for another platform, you should proceed to build the dimension as you would any other dimension, ignoring the Date Function and Format columns on the Dimension Page. A dimension that has both input source and the PowerPlay options can be used on any platform. PeopleSoft Cube Manager ignores the unnecessary information for the specific platform and uses only what is required on that platform.

<b>To define PowerPlay time dimension:</b>
--

1. On the Dimension Page, specify Time as the Dim Type (dimension type).

This will also set the DimType in the .mdl file to Date when the cube is finally built, allowing the cube to use PowerPlay date wizard.

---

**Note.** When building PowerPlay time dimensions, you are not required to complete the fields in Dimensions - Rollup Inputs page or Rollup Options page - Prefix/Suffix information for node and details. However, if you want to build a time definition for a platform independent cube you will still want to specify them. PeopleSoft Cube Manager ignores the input source while building a PowerPlay cube, even if you specify the source.

---

2. Identify each level name with a Date Function.

The levels in the hierarchy must be identified by one of the following date functions when creating a PowerPlay cube. The cube build process ignores this information if the cube is intended for another platform.

<b>Date Functions</b>
None
Year
LunarYear
Quarter

<b>Date Functions</b>
LunarQuarter
Month
LunarMonth
LunarMonth445
LunarMonth454
LunarMonth544
Week
Day

---

**Note.** Do not mix lunar calendar and standard calendar in the Date Function column when setting levels. If you want to use both calendars, create two different time dimensions—one for the lunar calendar and one for the standard calendar.

---

- Identify each level name with a date format.

Specify the format in which you want to see a year, quarter, month, and so on. Select from the following available formats:

<b>Format</b>	<b>Description</b>	<b>Comments</b>
YY	two-digit year	01
YYYY	four-digit year	2001
Q	one-digit quarter indicator	1
MM	two-digit month	01
MMM	Abbreviated month name	Jan
MMMM	Full name of month	January
DD	two-digit day	01
DDDD	Day of week	Sunday
/, -, or space character	Separator characters	01/01/2001, 01-01-2001
Any quoted string	The quoted string	AD displays the abbreviation AD

- Select the Earliest and Latest date options on Cognos PowerPlay Options page.

These settings are optional. The default values are *1901-01-01* for the *Earliest Date* and *2100-12-31* for the *Latest Date*. The *Current Date* option is controlled by settings in Cognos. *As of Date* instructs the system to use the As of Date specified on the Run Control page.

- Set up a fact query to return the lowest level of detail.

---

## Defining Dimension Options

Access the Dimension Options page.

Not all data in the cube is associated with every dimension. For example, some data might be related to an account, but not to a product. In that case, the product dimension has blank members for that data. This means that there is an additional implied valid value of the product dimension that might not be on the product tree—blank (or No Product). You must provide a name to this blank member and make sure that it is on your dimension hierarchy because every valid member of a dimension must have a unique, non-blank name.

You can either add the unique, non-blank name to your tree or query and then specify it in the Dimension Options page, or just enter a name and let the Cube Builder add it to your dimension for you. Then, when the PeopleSoft Cube Manager is building the cube, it creates a new node directly off the top node of the dimension with the Blank Member name you specify. All blank members are grouped under this node name for this dimension. However, the blank member's name does not accumulate cube data into a single-dimension member.

### Blank Member

The name that defaults is based on the dimension name. Enter a name for each dimension that might have data that is not already associated with a named hierarchy.

The default value is a name based on the dimension name you create. Change it if necessary. However, keep in mind that different dimensions within a single cube must have unique names for blank members. Thus, if a cube has a Department dimension and a Product dimension, and both of these dimensions have blank members, the blank member names must be different, such as [No DEPARTMENT] and [No PRODUCT].

Of course, some dimensions, such as the Time dimension, may not have blank members. If you're sure that a dimension falls into this category, you can delete the default Blank Member value and leave the field blank. If you do this and a blank member is found in the dimension, it is excluded from the dimension.

**Note.** Your blank member name can match a node/detail value elsewhere in the cube structure. This enables you to insert blank members at a level other than directly below the current dimension.

### Label Prefix/Suffix

(Required) The default value is *None*.

Both Essbase and PowerPlay require unique member names and labels. You can apply a unique prefix or suffix to each member label to fulfill this requirement. To do so, select either *Prefix* or *Suffix* from the Label Prefix/Suffix drop-down list. To bypass this option, select *None*.

---

## Defining Rollup Options

Access the Rollup Options page.

<b>Type</b>	<p>In the Node Prefix/Suffix group box, set prefix/suffix preferences at the node level. The prefix or suffix you specify is applied to all members in the rollup, except the lowest level members, providing a convenient mechanism for ensuring all node members have unique names between rollups.</p> <p>In the Detail Prefix/Suffix group box, set prefix/suffix preferences at the detail level. As with nodes, choose <i>Prefix</i>, <i>Suffix</i>, or <i>None</i>. This value is valid only in the first rollup of the dimension.</p>
<b>Style</b>	<p>Choose to give your prefix or suffix no style, a custom style, or a dimension or level name. If you choose <i>Dimension</i> or <i>Level</i>, the text is either the name of the dimension in the Description field on the Dimension page, or the Level Name you specified in the Rollup Levels section on the Dimension page.</p>
<b>Text</b>	<p>Enter the text to be used for the prefix or suffix, if applicable. The text appears only if you have selected to give your prefix or suffix a custom style.</p>

---

## Defining the Source of the Metadata for Each Rollup

Access the Dimensions - Rollup Inputs page.

Dimension
Rollup Inputs

**Dimension ID:** DEPARTMENT

**Description:** DEPARTMENT

[Dimension Options...](#)

**Dim Type:** Standard

**Rollup** View All First 1 of 1 Last

**Rollup Name:** DEPARTMENT 1

[Rollup Options...](#) + -

**Inputs** View All First 1 of 1 Last

	Src Type	Input Name	Top Node	Levels From Top	Field Map	Mapped	
1	Query	OLAP_DEPT_DIM_QRY <span style="float: right;">🔍</span>			<a href="#">Field Map</a>	<input checked="" type="checkbox"/>	+ -

Save Return to Search

[Dimension](#) | [Rollup Inputs](#)

+ Add Update/Display

## Dimensions - Rollup Inputs page

### Src Type (source type)

(Required) Select from one of the following options:

*Calendar:* This option is not yet implemented, but will enable you to use PeopleSoft Calendar.

*Level Attr* (level attribute): Not used.

*Query:* Specify how the hierarchical relationships, as well as member attributes, are defined.

*Security:* Not used.

*Tree:* Specify how the hierarchical relationships, as well as member attributes, are defined.

**Note.** PeopleSoft Cube Manager currently supports only trees keyed by setID or no additional key. For example, PeopleSoft Cube Manager does not support Business Unit (BU) or User Defined Node Key (UKV) trees.

### Input Name

Enter the name of the Tree or Query to be used to define the dimension



Click the Lookup Input Name button to search for existing input names.

### Top Node

Pre-populated with the top node from the tree based on the input name selected.



Click the Lookup Top Node button to search for existing top node.

**Levels From Top**

Specify the level number from the Top Node (including the top node) that corresponds to the lowest level of the tree to be included in the rollup. See the example in this section.



Click the Lookup Levels From Top button to search for existing levels from the top node.

**Field Map**

Available only when the source type is a query.

See Mapping Fields to a Role in the Rollup

**Mapped**

This check box is selected when the input name is mapped; if the field is not mapped, the box is clear. Map the field using the Field Map link.



Click the Add button to add a row to input an additional input name.



Click the Remove button to remove a row, deleting the input name.

**Defining “Levels From Top” Example:**

<b>Source Input:</b>	QE_PERS_DATA tree
<b>Top Node:</b>	10100 Office of President
<b>Top Node Level:</b>	Company
<b>Stop Level:</b>	Department

 [10100 - Office of the President](#) [Level :COMPANY](#)

The Stop Level is *Department*, so the Levels From Top value is calculated by counting the number of levels from *Company* (1) to *Department*. Using the following list of levels, the Levels From Top value equals three.

Level Name	All Values	Description
CORPORATE	<input checked="" type="checkbox"/>	CORPORATE
COMPANY	<input type="checkbox"/>	COMPANY
DIVISION	<input type="checkbox"/>	DIVISION
DEPARTMENT	<input type="checkbox"/>	DEPARTMENT
BRANCH	<input type="checkbox"/>	BRANCH

**Adding Rollup Inputs**

After defining the high-level dimensional metadata (identifying the dimension name, defining the number of different rollups, defining prefixing and suffixing options, and so on), the next step is to define the source of each rollup’s metadata.



If there are multiple rollups for an Essbase dimension, only the total from the first rollup for the dimension is aggregated to the dimension total.

**Note.** Rollup-level names that you enter on this page appear only in an Essbase cube if the cube contains a dimension with a multiple rollup. Rollup-level names are always used in PowerPlay.

#### To add rollup inputs:

1. Click the Rollup Inputs page, or select PeopleTools, Cube Manager, Dimensions, Rollup Inputs.  
  
The Dimension - Rollup Inputs page appears. On this page, define cube inputs, such as queries or trees, and their associated field mappings.
2. In the Inputs group box, select source input (Src Type).
3. In the Input Name field, click the Lookup button to display and choose from the valid values.
4. If you added a tree to your dimension as rollup input, specify a node by clicking the Lookup button and specifying a valid value.
5. If you added a tree to your dimension rollup as input, select Levels from Top by clicking the Lookup button and selecting from the list.
6. If the source type is query, security, or level attribute, define how each field in the result set is used in the rollup.

## Mapping Fields to a Role in the Rollup

Access the Dim Input Field page.

**Dim Input Field**

**Dimension ID:** DEPARTMENT OK

**Descr:** DEPARTMENT 1 Cancel

**Input Name:** OLAP\_DEPT\_DIM\_QRY

Input Field Map					View All	First	1-3 of 3	Last
	*Query Fld Name	*Role	Level Name	Seq	Attribute			
1	Company	Parent						
2	Department ID	Member						
3	Department ID	Attribute			Flip Sign			

Dim Input Field page

<b>Query Fld Name</b> (query field name)	Value is based on the query's column names.
<b>Role</b>	<p>Choose from the following options:</p> <p><i>Attribute</i>: If you select <i>Attribute</i>, you must also select the Attribute Name.</p> <p><i>Class ID</i>: (Not implemented).</p> <p><i>Member</i>: If all sources are members, then select the level name.</p> <p><i>Parent</i>: If a parent exists, then no level names or numbers can be selected. The parent is the top of the dimension, and the member is the child of the parent.</p>
<b>Level Name</b>	Click in the field to display a list of valid level names, and select one of the names that was specified on the Dimension Page. This field is available only if all roles are set to <i>Member</i> .
<b>Level Num</b> (level number)	Automatically assigned to the level name when the level name is declared on the Dimension Page.
<b>Attribute Name</b>	<p>This field is available only if the Role field is set to <i>Attribute</i>.</p> <p>Add to or change the values available in the dropdown list on the Attribute Names - Attribute Name page.</p>

### **Mapping Fields to a Role**

Now that you've created the high-level rollup information, you must map each of the fields in the query-based rollup inputs to a role.

<b>To add Dim Input Field (dimension input field) maps:</b>
---

1. Click the Field Map button, on the Dimension – Rollup Inputs page, to define the fields you want to map from the input to the cube.

The Dim Input Field page appears with the source query fields already completed.

2. In the Input Field Map group box, specify the fields, roles, levels, and attributes of the cube dimension.

---

**Note.** Use unique attribute names when configuring a dimension with multiple attributes. If you duplicate a name, PeopleSoft Cube Manager only populates the first instance.

---

3. Click the OK button to save your changes, or the Cancel button to exit the page without saving changes.

## Designing Cube Definitions

In this section, we discuss how to:

1. Map data source to dimensions and select dimensions for the cube.
2. Add cube inputs to a cube definition.
3. Map source query fields to cube components.

---

### Pages Used to Design Cube Definitions

<i>Page Name</i>	<i>Object Name</i>	<i>Navigation</i>	<i>Usage</i>
Cube Definitions - Cube Definition	CUBE_DEF	PeopleTools, Cube Manager, Cube Definitions, Cube Definition	Map data sources to any dimension you've defined using the Dimension page, and select which dimensions are used in the cube.
Cube Definitions - Cube Inputs	CUBE_DEF_INPUTS	Cube Manager, Cube Definitions, Cube Definition, Cube Inputs	Add cube inputs to your cube definition.
Cube Input Field	CUBE_INPUT_FLD	Click the Field Map button on Cube Definitions - Cube Inputs page.	Map the fields of the source query to the appropriate cube components in order to associate the data from the source query to a dimension. The cube inputs are the source values for the facts to be created in the OLAP database.

---

### Mapping Data Sources to Dimensions and Selecting Dimensions for the Cube

Access the Cube Definitions - Cube Definition page.

Cube Definition
Cube Inputs

**Cube Def ID:** EMPLOYMENT

**Description:**

**Long Description:**

**Components** View All First 1-4 of 4 Last

#	*Role	*Dimension/Measure/Attribute	Dim Type	Status	
1	Dimension	DEPARTMENT	Standard	Mapped	<span style="background-color: yellow; border: 1px solid black; padding: 2px;">+</span> <span style="background-color: yellow; border: 1px solid black; padding: 2px;">-</span>
2	Dimension	EMPL_STATUS	Standard	Mapped	<span style="background-color: yellow; border: 1px solid black; padding: 2px;">+</span> <span style="background-color: yellow; border: 1px solid black; padding: 2px;">-</span>
3	Measure	HEADCOUNT		Mapped	<span style="background-color: yellow; border: 1px solid black; padding: 2px;">+</span> <span style="background-color: yellow; border: 1px solid black; padding: 2px;">-</span>
4	Dimension	JOBCODE	Standard	Mapped	<span style="background-color: yellow; border: 1px solid black; padding: 2px;">+</span> <span style="background-color: yellow; border: 1px solid black; padding: 2px;">-</span>

Save
 Return to Search
 Add
 Update/Display

[Cube Definition](#) | [Cube Inputs](#)

Cube Definitions - Cube Definition page

**Description** Enter the description you want to associate with the cube. The description isn't transferred to the resulting cube definition; it's used for prompting within PeopleSoft Cube Manager only.

**Long Description** Enter the long description you want to associate with the cube. This description isn't transferred to the resulting cube definition; it's used for prompting within PeopleSoft Cube Manager only.

**Components**

**Role** (Required) Select from the following options:

*Cube Attribute:* Select if the component is an attribute. A cube attribute is a field that can be included in the fact table for external processing. The Bookmark field on the fact table is an example of a cube attribute. This bookmark cannot be used in analysis, but PeopleSoft Cube Manager uses it to manage facts.

*Dimension:* Select if the component is a dimension.

*Measure:* Select this option if the component is a measure or fact.



Click the Open button to display the Cube Input Field page. This button is available only if you selected *Dimension* in the Dimension/Measure/Attribute field.

**Dim Type** (dimension type)

This field is read-only. If you selected Dimension in the Dimension/Measure/Attribute field, the value displayed will be the value entered for Dim Type on the Dimension page.

**Status**

This field is read-only. The value displayed is based on the information entered on the Dim Input Field page.



Click the Add button to add an additional component.



Click the Remove button to remove a row, deleting the component.

**Designing a Cube Definition**

After creating data source queries and defining the dimensions, you must define a cube definition by mapping fields from the data source queries to the dimensions you've defined. For each dimension, you must specify which field in the data source query is the source field for the dimension.

**To design a cube definition:**

1. Select PeopleTools, Cube Manager, Cube Definitions.

Choose to add a new cube definition or update/display an existing one.

2. Enter a cube definition ID, and click the Add button.

Provide a unique name for each cube definition you define. After you enter a cube definition ID, the Cube Definitions page appears.

3. Enter a description and a long description for the cube definition.

4. Define the components of the cube definition.

This is a critical step in which you define the dimensions, measures, and attributes that PeopleSoft Cube Manager uses to pull data into the cube you are defining. The Role column shows the component type (dimension, measure, or attribute), and the Dimension/Measure/Attribute column shows the name of the component. Once you define a component, its dimension and rollup types appear, as well as the mapped status.

5. Specify a dimension or measure to be used in the cube.

Because you can reuse the same dimension among various cubes, you have the opportunity to rename dimensions for use with this particular cube definition. By default, the label you enter here corresponds with the name of the dimension you've specified and is used as the dimension's alias/label in the resulting cube. You might want to put the word *ALL* in front of the dimension name—ALL PRODUCTS, ALL REGIONS, and so on.

The number beside the Role column determines in what order the dimensions and measures appear to the user in the OLAP tool. When adding dimensions and measures, this number increments automatically.

6. Add additional dimensions/measures.

For each additional dimension or measure, repeat steps 5 and 6.

7. Click the Save button to save your cube definition and all of the components you have added.

It's important to save your new cube definition at this stage so that you can effectively add cube inputs.

## Adding Cube Inputs to a Cube Definition

Access the Cube Definitions - Cube Inputs page.

The screenshot shows the 'Cube Inputs' page for a cube definition with ID 'EMPLOYMENT'. The description is 'Headcount of each department'. The long description is 'This is an analysis model built to analyze headcount of different job codes and employment status for different departments.' Below the description is a table of inputs:

Input Name	Field Map	Mapped
1   OLAP_EMP_DATA_QRY	Field Map	<input checked="" type="checkbox"/> + -

At the bottom of the page, there are buttons for 'Save', 'Return to Search', '+ Add', and 'Update/Display'. There are also links for 'Cube Definition' and 'Cube Inputs'.

Design - Cube Inputs page

### Long Description

Enter text up to 30 characters that describes what you are defining.

### Input Name

Add the name of inputs by selecting from the list of valid values. Click the Add button to insert new rows for additional input names.

Specify as many input sources as you like; however, you must completely map all of them in order to save the cube definition.

### Field Map

Click to view how each field in the fact source data is mapped to a dimension.

## Mapping Source Query Fields to Cube Components

Access the Cube Input Field page.

**Cube Input Field**

**Cube Def ID:** EMPLOYMENT

**Description:** Headcount of each department.

**Input Name:** OLAP\_EMP\_DATA\_QRY

Input Field Map		View All	First	1-4 of 4	Last
	*Query Fld Name	Dimension/Measure/Attribute	Role		
1	DepartmentID	DEPARTMENT	Dimension	+	-
2	HeadCount	HEADCOUNT	Measure	+	-
3	Job Code	JOBCODE	Dimension	+	-
4	Status	EMPL_STATUS	Dimension	+	-

Cube Input Field page

### Source Field

This field is populated from the Cube Definitions - Cube Inputs page.

### Dimension/Measure/Attribute

Specify which dimension measure or attribute to which you want to map the corresponding source field. You can check to see whether a field has been mapped to a dimension, measure, or attribute by looking in the Role column.



Click the Add button to add rows.



Click the Remove button to remove a row.

### OK

Click to save your changes. The system automatically selects the Mapped check box on the Cube Inputs page. This enables you to come back in the future and easily see whether fields have been mapped for this cube input.

**Cancel**

Click to cancel the page without saving your changes.

## Designing Attribute Names

You can specify member attributes yourself by using the Attribute Name page. This feature enables you to specify user-defined attributes for members. Users can also set these attributes in Essbase and Start Schema platforms. You can then use calculation scripts to search for and manipulate members with particular user-defined attribute values. PeopleSoft Workbenches uses calculation scripts extensively.

### See Also

“Designing Cube Metadata,” Attribute Queries

---

### Page Used to Design Attribute Names

<i>Page Name</i>	<i>Object Name</i>	<i>Navigation</i>	<i>Usage</i>
Attribute Definitions - Attribute Name	OLAP_ATTRIB_NA M	PeopleTools, Cube Manager, Attribute Definitions, Attribute Names	Specify user-defined attributes for members.

---



















### Specifying User-Defined Attributes


Access the Attribute Names - Attribute Name page.



### Attribute Name

View All First 1-9 of 18 Last

Attribute Number	Attribute Name	Created By	
10	Label	System	 
11	Short Label	System	 
12	Alias	System	 
13	Long Description	System	 
14	Flip Sign	System	 
15	Unary	System	 
16	Time Balance	System	 
17	Expense Item	System	 
18	Shared	System	 



Design - Attribute Name page

#### Attribute Number

If you are dealing with large numbers of attributes, this field helps you group the attributes into more manageable categories. For example, you might want to list human resource attributes in the 100-300 range, while listing finance attributes in the 400-600 range. The attribute number is not used anywhere else in the system.

#### Attribute Name

Enter a descriptive name for the attribute.



Click the Add button to add an additional attribute name.



Click the Remove button to remove a row, deleting the attribute.



## CHAPTER 4

# Building Cubes

This chapter provides an overview of cube instance definitions and discusses how to:

- Build cube instances.
- Build cubes.
- Set up PeopleSoft Process Scheduler.

## Understanding Cube Instance Definitions

PeopleSoft Cube Manager provides a powerful template feature that lets you set up cube instance definitions for use and reuse when building and updating your cubes. Having a cube instance definition simplifies your work in managing updates to the cube structure, loading and reloading data, and setting platform-specific options when you create the cube. Handling such actions without the benefit of PeopleSoft Cube Manager—and the Cube Instance Definition feature in particular—would require tedious and error-prone steps to build or update a cube.

Each cube instance definition is associated with a single physical cube. You typically have one cube instance definition for each cube. At times you might find it useful to have more than one.

Everything up to this point in creating a cube is done in a more or less platform-generic way that does not require you to specify the platform (PowerPlay, Essbase, or Star Schema) that you will ultimately use. Thus, if you decide to switch platforms, the majority of your cube design remains unchanged. When building the cube instance definition, however, you must designate the specific platform for which you create the cube.

## Building Cube Instances

The definition of a cube instance creates the link between the platform-independent definition of the cube and the actual physical storage mechanism of the cube. In essence, you tell PeopleSoft Cube Manager where to create the cube that you have defined.

---

## Pages Used to Build Cube Instances

<i>Page Name</i>	<i>Object Name</i>	<i>Navigation</i>	<i>Usage</i>
Cube Instances - Cube Inst Def (Cube Instance Definition)	ANALYSIS_DB	PeopleTools, Cube Manager, Cube Instances, Cube Inst Def	Define cube settings (such as platform), and select dimensions, measures, and attributes to be included as cube instance definition components.
Cube Filter Criteria	CUBE_FILTER	Click the Updt Filter (update filter) button on the Cube Inst Def page: Filter tab.	Create the cube filter for use on the Filters tab in Cube Instances - Cube Inst Def page : Filter tab.
Essbase Advanced Options	ANALYSIS_DB_ESS	Click the Platform Options button on the Cube Inst Def page.	Define cube settings specifically for Essbase.
PowerPlay Options	ANALYSIS_DB_PPL	Click the Platform Options button on the Cube Inst Def page.	Define cube settings specifically for PowerPlay.
Star Schema Options	ANALYSIS_DB_SS	Click the Platform Options button on the Cube Inst Def page.	Identify the field and record objects generated by PeopleSoft Cube Manager.
Cube Instances - Aggregates	CUBE_AGGREGATE	Cube Manager, Cube Instances, Cube Inst Def, Aggregates	Page has not been implemented.

---

## Defining Cube Settings and Selecting Dimensions, Measures, and Attributes

Access the Cube Instances - Cube Inst Def page.

Cube Inst Def
Aggregates

**Cube Instance ID:** HEADCOUNT

**Description:**

**Long Description:**

**Platform**

\*Platform:

[Platform Options](#)

**Based On**

Cube Definition  Cube Instance

**Included Components** First 1-4 of 4 Last

	Dimension	Filter	*Dimension ID	Role	Dim Type	Status	*Sparsity		
4	HEAD COUNT	<input type="text"/>	HEAD COUNT	Measure		Mapped	Default	<input style="background-color: yellow; border: 1px solid black;" type="button" value="+"/>	<input style="background-color: yellow; border: 1px solid black;" type="button" value="-"/>
1	DEPTTREE	<input type="text"/>	DEPTTREE	Dimension	Standard	Mapped	Dense	<input style="background-color: yellow; border: 1px solid black;" type="button" value="+"/>	<input style="background-color: yellow; border: 1px solid black;" type="button" value="-"/>
2	JOBCODE	<input type="text"/>	JOBCODE	Dimension	Standard	Mapped	Dense	<input style="background-color: yellow; border: 1px solid black;" type="button" value="+"/>	<input style="background-color: yellow; border: 1px solid black;" type="button" value="-"/>
3	EMPL_STATUS	<input type="text"/>	EMPL_STATUS	Dimension	Standard	Mapped	Sparse	<input style="background-color: yellow; border: 1px solid black;" type="button" value="+"/>	<input style="background-color: yellow; border: 1px solid black;" type="button" value="-"/>

[Cube Inst Def](#) | [Aggregates](#)

Cube Instances - Cube Inst Def page: Dimension tab

### Common Page Information

<b>Cube Instance ID</b>	Generic name to identify the cube instance.
<b>Description</b>	Used for prompting within PeopleSoft Cube Manager only. This description is not passed along to the resulting cube.
<b>Long Description</b>	Used for prompting within PeopleSoft Cube Manager only. This description is not passed along to the resulting cube.
<b>Platform</b>	Select one of the following: <i>Hyperion Essbase</i> , <i>Cognos PowerPlay</i> , or <i>Generic Star Schema</i> .
<b>Platform Options</b>	See <i>Defining Cube Settings for Essbase</i> , and <i>Defining Cube Settings for Cognos PowerPlay</i>
<b>Based On</b>	<p><i>Cube Definition:</i> Refers to the cube definition ID you specified when designing your cube definition.</p> <p><i>Cube Instance:</i> Refers to a physical star schema that was created based on a particular cube definition. Once again, the value is the cube definition ID used to create the actual star schema. You can use this schema to create smaller data marts based on a previously created star schema.</p>





Click the Open button to open the selected Cube Definition.

### ***Dimension Tab***

See the previous exhibit for a view of this tab.

<b>Dimension ID</b>	Name of the dimension or measure to include in the cube.
<b>Role</b>	Defines the role of the dimension, measure, or attribute.
<b>Dim Type</b> (dimension type)	The dimension type is specified on the Dimensions - Dimension page.  See “Designing Cubes,” Designing a Cube
<b>Status</b>	Lets you check that your dimension has been mapped. If your dimension has not been mapped, you must map it before you can use the dimension in a cube.
<b>Sparsity</b>	Specific to Essbase and refers to the Essbase option page. See Defining Cube Settings for Essbase

### ***Filter Tab***

<b>Updt Filter</b> (update filter)	Click to create the cube filter criteria.
<b>Filter</b>	Indicates if a filter has been created for this dimension
<b>Label</b>	How the dimensions label appears in the results.
	Click the Add button to add an additional level name.
	Click the Remove button to remove a row, deleting the level name.

---

## **Creating the Cube Filter**

Access the Cube Filter Criteria page.

**Cube Filter Criteria**

**Cube Inst ID:** EMPLOYMENT  
**Description:** Department Headcount  
**Dimension ID:** DEPARTMENT

Member List		View All	First	1 of 1	Last
	*Member Value				
1	<input type="text"/>	<input type="button" value="🔍"/>	<input type="button" value="+"/>	<input type="button" value="-"/>	

Cube Filter Criteria page

**Member Value**

Enter the value for the criteria. If your source dimension has more information than you want to report, you can create a filter to eliminate information you don't want. For example, if you have data from the U.S., U.K., and Japan, but want to view only the Japan data, create a Japan filter to eliminate the U.S. and U.K. data from the cube dimension.

**To build a cube instance definition:**

1. Design your cube definition.
2. Select PeopleTools, Cube Manager, Cube Instances, Cube Inst Def.

Choose whether to add a new cube instance definition or to update/display an existing one.

3. Enter a *Cube Instance ID* and click the Add button to define the cube platform and included components.

You must provide a unique name for each cube instance definition you define. After you enter a cube instance ID, the Cube Inst Def page appears.

4. Enter a *Description* and *Long Description*.
5. Specify the platform.

6. Specify the criteria for this cube instance definition: either a cube definition or an existing star-schema-based cube instance.
7. Remove any dimensions or measures that you don't want created in this cube instance.

By default, PeopleSoft Cube Manager adds all of the dimensions and measures to the cube instance definition. However, you might not need all of the dimensions in this definition. Remove any unwanted dimensions or measures by selecting the element in the grid and clicking the Remove button.

8. Click the Platform Options button to display platform-specific options based on which platform you selected from the drop-down list.

What page you see depends on which platform you chose. Platform options are as follows:

- Cognos PowerPlay. See
- Generic Star Schema. See
- Hyperion Essbase. See

## Defining Cube Settings for Essbase

Access the Essbase Advanced Options page.

**Essbase Advanced Options**

Cube Instance ID: HEADCOUNT

Server: localhost	User Name: admin
Application: Employ	Password: *****
Database: Count	
*User Access: Design	

<p><b>Meta-Data Update Action</b> Replace All</p> <p><b>Data Update Action</b> Delete Upper Level D</p> <p><b>Rate Cube Action</b> No Action</p>	<p><b>Advanced Options</b></p> <p><input checked="" type="checkbox"/> Run Default Calc <input type="checkbox"/> Auto Config Sparsity</p> <p style="text-align: center;">View All   First   1-2 of 3   Last</p> <p><b>*Language Code</b></p> <table border="0" style="width: 100%;"> <tr> <td style="width: 5%;">1</td> <td style="width: 85%;">(Invalid Value)</td> <td style="width: 5%;">+</td> <td style="width: 5%;">-</td> </tr> <tr> <td>2</td> <td>French</td> <td>+</td> <td>-</td> </tr> </table>	1	(Invalid Value)	+	-	2	French	+	-	<p><b>Rate Cube Mapping</b></p> <p>Rate Cube Name: HEADC_MC</p> <p>Query Name: <input type="text"/></p> <p>Time: <input type="text"/></p> <p>Account: <input type="text"/></p> <p>Country: <input type="text"/></p> <p>Type: <input type="text"/></p> <p>Rate: <input type="text"/></p> <p>Default Currency Name: US\$</p> <p>Default Currency Category: <input type="text"/></p>
1	(Invalid Value)	+	-							
2	French	+	-							

Essbase Advanced Options page



<b>Application</b>	(Required) Enter the application name. In Essbase, an application is a group of one or more databases.
<b>Database</b>	(Required) Enter the database name. In Essbase, a database is, essentially, an online analytical process (OLAP) cube.
<b>User Access</b>	(Required) Set the access to <i>Calculate</i> , <i>Design</i> , <i>Read-Only</i> , <i>Read-Write</i> , or <i>None</i> . This setting sets the default user security on the resulting cube, if explicit security has not been granted in Essbase. It applies to everyone but the system administrator (to whom the User Name and Password options apply). You'll typically at least set <i>Read-Only</i> access.
<b>Meta-Data Update Action</b>	<p>(Required) Enables you to specify the update action that should occur in Essbase when a cube structure has been redesigned in PeopleSoft Cube Manager. Options are as follows:</p> <p><i>Replace All</i>: Refreshes the cube's structure. Any members defined in PeopleSoft that don't exist in the cube are added to the cube. Any members in the cube that are no longer defined in PeopleSoft are deleted from the cube, and any associated data is lost. Members moved in PeopleSoft, from one node to another, for example, are moved in the cube with any associated data preserved.</p> <p><i>Incremental Update</i>: Merges the metadata defined in your cube definition with the existing meta-data of the cube. No members are deleted.</p>
<b>Data Load Action</b>	<p>(Required) Enables you to specify the update action that should occur in Essbase when a cube's data has been changed within a PeopleSoft application. You have three choices:</p> <p><i>Delete Upper Level Data</i>: Deletes all aggregate data.</p> <p><i>Delete Non-Input Data</i>: Deletes any data that hasn't been loaded into a cube by the build process—for example, data you've entered manually in Essbase or data that results from a calculation in Essbase.</p> <p><i>Incremental Update</i>: Preserves existing data and enables you to add new data to the existing data for both multiple hierarchy and single hierarchy dimensions.</p> <p><b>Note.</b> Both the Meta-Data Update Action and Data Load Action fields refer to the metadata and data action options on the Build Cube page and apply only to updating existing cubes.</p>
<b>Rate Cube Action</b>	If the cube definition contains the appropriate dimensions (account, time, and country), you may create a rate cube.

This setting enables you to specify the following rate cube creation options:

*Create All:* Regenerates the currency cube definition from the cube defined in PeopleSoft Cube Manager. Then, it populates the resulting currency rate cube with the data defined in the Rate Cube Mapping group box, if any mapping exists.

*Rate Update Only:* Replaces the existing data in the currency rate cube without regenerating the outline.

*No Action:* Does not perform any action on the currency rate cube.

### **Run Default Calc** (run default calculation)

If selected, the default calculation script in Essbase is run when the cube is created. This means that Essbase aggregates the tree in the given rollups, but doesn't do anything else. You might instead decide to create a custom calculation script, in which case you might want to turn off this option.

### **Auto Config Sparsity** (automatically configure sparsity)

If you clear this check box, you can manually set the sparsity levels on the Cube Instance Definition page. Otherwise, Essbase automatically sets sparsity levels. After you've cleared this check box, you can set the sparsity of each dimension in the template to either *Sparse* or *Dense*.

**Note.** Dimensions marked as *Sparse* might take up significantly more space in the resulting cube than those marked as *Dense*. If you mark every dimension as sparse, you could end up with an enormous cube that is not practical or even possible to store on even the most powerful servers. That's why the Time and Account dimensions are defaulted to *Dense*. It's possible to change these settings in Essbase after the creation of your cube. Whether you change the sparsity settings from PeopleSoft Cube Manager or from Essbase, take care when adjusting and refer to the Essbase documentation.

### **Language Code**

Choose to build an Essbase cube in multiple languages. When the cube is then viewed in Essbase, it doesn't appear in the user's preferred language. If the cube is not available in the user's language, the default language (developer's language) is used.

To add one additional language, select a language from the drop-down list.

**Note.** You do not have to select your own language here. The cube is automatically built in your own language.



To add additional languages, click the Add button to add more rows and select a language for each.



	Click the Delete button to remove a selected language.
<b>Rate Cube Name</b>	Enables you to supply a rate cube mapping. PeopleSoft Cube Manager generates the actual currency rate cube by default.  Specify the Cube Name that you want PeopleSoft Cube Manager to create and map to the defined cube.
<b>Query Name</b>	Select the query that has your currency rate definition.
<b>Time</b>	Select the field name for time from the time dimension.
<b>Account</b>	Select the field name for currency category from the account dimension.
<b>Country</b>	Select the field name for currency name from the country dimension.
<b>Type</b>	Select the field name for currency type.
<b>Rate</b>	Select the field name for currency rate multiplier.
<b>Default Currency Name</b>	Enter the default currency name. If you do not specify a currency name for a member in your country dimension, the default currency name applies to the member.
<b>Default Currency Category</b>	Enter the default currency category. If you do not specify a currency category for a member in your account dimension, the default currency category applies to the member.

### **Multi-Currency Rate Cubes**

Essbase supports multi-currency cubes. An Essbase multi-currency cube contains two databases: the regular main database and the currency rate database. The currency rate database is created out of the main database. In order to generate the currency rate database from the main database, the main database *must* have the appropriate dimensions:

- Accounts dimension contains items that you want to measure, such as profit and inventory, and makes Essbase built-in accounting functionality available.
- Time dimension defines the time period for which you report and update data.
- Country dimension contains data about where business activities take place.

You can also specify the currency partition dimension (PeopleSoft Cube Manager also calls this *Currency Dimension*) in the main regular database for Essbase multi-currency cube. The purpose of currency partition dimension is for separating local currency members from a base currency defined in the application. If the base currency for analysis is U.S. dollars, the local currency members contain values that are based on the currency type of the region. Currency partition dimension is used only in the main regular database for currency conversion using Essbase script or other tools.

The following steps outline the things you specify for the **Accounts Dimension** and the **Country Dimension** specifically for Essbase multi-currency cube. You will need to create

attribute queries for the Account and Country dimensions, and specify the queries as an input source in the Dimensions – Rollup Inputs page.

**To create a multi-currency cube in Essbase**

1. Select PeopleTools, Cube Manager, Dimensions, Rollup Inputs
2. Click the Field Map link for the appropriate Input Name
3. Specify the Currency Category in your Accounts Dimension, for example P&L (for profit and loss).
4. Specify Currency Name in your Country Dimension, for example US\$.

### Defining Cube Settings for Cognos PowerPlay

Access the PowerPlay Options page.

**PowerPlay Options**

**Cube Instance ID:** HEADCOUNT

**PowerCube Path/File (.MDC):**

**Model Path/File (.MDL):**

**Data Working Directory:**

**Language Override:**  **Always Include**

Earliest Date	Latest Date	Enterprise Server Options
<input type="radio"/> Use As Of Date <input type="radio"/> Use Current Date <input type="radio"/> Use Specific Date <input type="text"/>	<input type="radio"/> Use As Of Date <input type="radio"/> Use Current Date <input type="radio"/> Use Specific Date <input type="text"/>	<input type="checkbox"/> Enterprise Server <b>Service Port:</b> <input type="text"/> <b>Logon Password:</b> <input type="password" value="*****"/>

PowerPlay Options page

**PowerCube Path/File (.MDC)**

PowerPlay requires both a PowerCube file and a model file. The PowerCube file has an .MDC filename extension and equates to a cube. Specify the path and filename.

**Note.** PowerPlay refers to a multidimensional database as a PowerCube. Thus, we use this term in place of cube when referring specifically to the resulting cube on PowerPlay.

<b>Model Path/File (.MDL)</b>	Specify the path and filename. The model file has an .MDL filename extension and represents the cube structure.
<b>Data Working Directory</b>	Specify the location to where the .DAT file is written.
<b>Language Override</b>	If you are implementing the PowerCube in a non-English language, select a language.
<b>Always Include</b>	<p>Select this check box to retain the category in the model and include it in cubes, even if it, or any of its descendants, fails to appear in the data source. The category is also included if any of its descendants are included and if the category has not been excluded, summarized, or cloaked in a dimension view. If necessary, the transformer includes ancestors of the category, regardless of their inclusion settings.</p> <p><b>Note.</b> Always Include is selected when you create a time dimension. If you exclude categories, special categories that use relative time concepts (such as Last Month) don't work properly.</p>
<b>Enterprise Server</b>	<p>Select if you want PeopleSoft Cube Manager to automatically register your resulting cube on the PowerPlay Enterprise Server.</p> <p>If the Enterprise Server option is not selected, PeopleSoft Cube Manager creates the cube using the transformer just as it would if you were using PowerPlay version 5.2.</p>
<b>Earliest Date</b>	The fields in this group box are optional and are used when designing and creating time dimensions for PowerPlay. If not specified, these default to the specific time of <i>1901-01-01</i> .
<b>Use As of Date</b>	Select to use the As of Date provided on the run control page.
<b>Use Current Date</b>	Select to use the current system date as controlled by settings in Cognos.
<b>Use Specific Date</b>	Select to set a specific date. If not specified, the default is <i>1901-01-01</i> .
<b>Latest Date</b>	The fields in this group box are optional and are used when designing and creating time dimensions for PowerPlay. If not specified, these default to the specific time of <i>2100-12-31</i> .
<b>Use As of Date</b>	Select to use the As of Date provided on the run control page.
<b>Use Current Date</b>	Select to use the current system date as controlled by settings in Cognos.

**Use Specific Date** Select to set a specific date. If not specified, the default is *2100-12-31*.

### **Defining PowerPlay Cube Instance Definition Options**

The following steps show both the optional and required options that enable PeopleSoft Cube Manager to build a Cognos PowerPlay cube.

---

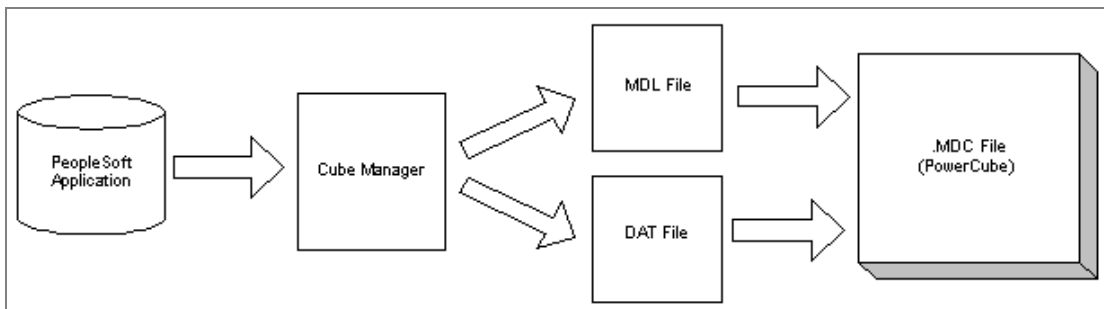
**Note.** PeopleSoft Cube Manager and the Enterprise Server must be set up to run on the same machine.

---

#### **To define PowerPlay cube instance definition options:**

1. On the PowerPlay Options page, specify the file names to be created when the cube is built.
2. Enter the *Data Working Directory*.

When building a PowerCube, PeopleSoft Cube Manager sends output from each query used in the PowerCube to a flat data file before sending this data on to the PowerCube (.mdc) file. This data file has a .DAT filename, and the Data Working Directory you specify is where this file is written.



The .MDL file and .DAT files merge to create the PowerCube (.MDC file)

---

**Note.** The data file created in the data working directory is not automatically deleted or overwritten when PeopleSoft Cube Manager builds a PowerCube. You must manually delete these files.

---

3. If necessary, select a Language Override.
4. Click the OK button if you are not using the Enterprise Server; otherwise, continue to step 6.
5. Select Enterprise Server check box if you want to use the Enterprise Server functionality.

The Cube Instance Definitions page appears.

The Service Port field defaults to *8010*. This should be the correct port for most machines. PowerPlay Enterprise Server is set to communicate on port number 8010 for both Windows and web connections.

---

**Note.** PeopleSoft Cube Manager assumes that the Enterprise Server is running locally. PeopleSoft Cube Manager retrieves the local machine name from the system to connect to the Enterprise Server.

---

PeopleSoft Cube Manager uses Ppadmtool.exe to talk to the locally running Enterprise Server to add or remove cubes. PeopleSoft Cube Manager first tries to remove the cube from the Enterprise Server. If the cube already exists, it removes the cube from the Enterprise Server. This prevents other users from trying to access the cube through the Enterprise Server while PeopleSoft Cube Manager is actually creating it. After removing the cube from the Enterprise Server, PeopleSoft Cube Manager uses the transformer to generate the .mdc file.

If the cube is not listed in Enterprise Server at the moment, PeopleSoft Cube Manager uses the transformer to generate the .mdc file.

After PeopleSoft Cube Manager creates the .mdc file, PeopleSoft Cube Manager uses the Ppadmtool.exe to add the .mdc file to the Enterprise Server. Once the cube has been added to the Enterprise Server, any user connected to it from a local or remote machine can view the newly added cube.

If you do not select the Enterprise Server option on the PowerPlay Options page, PeopleSoft Cube Manager creates the cube using the transformer, just as it would if you were using PowerPlay version 5.2.

---

**Note.** PowerPlay does not allow duplicate details in the same hierarchy, but it does allow duplicate details across hierarchies for the same dimension.

---

### See Also

“Introduction to Cube Manager,” PowerPlay

---

## Identifying Field and Record Objects

Access the Star Schema Options page.

Star Schema Options	
Cube Instance ID:	HEADCOUNT
PeopleTools Object Name Prefix:	DW_
<input type="button" value="OK"/> <input type="button" value="Cancel"/>	

Star Schema Options page

**PeopleTools Object Name Prefix** The prefix is applied to each record and field definition created by PeopleSoft Cube Manager. (The prefix provides some control over the record and field names.) The default is *DW\_*.

## Defining Cube Aggregates

Access the Cube Instances - Aggregates page.

The screenshot shows the 'Aggregates' page in PeopleSoft Cube Manager. At the top, there are tabs for 'Cube Inst Def' and 'Aggregates'. Below the tabs, the 'Cube Inst ID' is 'HEADCOUNT' and the 'Description' is 'Cube template'. There is a table for 'Aggregate Criteria' with the following columns: '\*Dimension ID', '\*Rollup', 'Rollup Name', 'Level Name', and 'Levels From Top'. The table is currently empty. At the bottom of the page, there are buttons for 'Save', 'Return to Search', 'Add', and 'Update/Display'.

Cube Instances - Aggregates page

**Aggregates Page** This page has not been implemented.

## Building Cubes

When you're ready to build a cube, you need a place to specify the runtime parameters to be passed during the creation or update of the data cube using PeopleSoft Process Scheduler. The Build Cube page in PeopleSoft Cube Manager provides an example of how to pass this information from a PeopleSoft page to the resulting cube using a PeopleSoft Process Scheduler run control. But most likely, you're building cubes using pages that were either supplied with your PeopleSoft applications or pages that you've built yourself.

You can customize the way in which a cube is built by creating your own run control pages and process definitions using the Cube Builder process type. Certain PeopleSoft applications deliver their own pages for building cubes that leverage product-specific metadata.



---

**Note.** If you are building a Hyperion Essbase cube and it contains time, account, and country dimension types, PeopleSoft Cube Manager automatically builds a currency cube, if one is defined. The calculation for the currency cube always defaults to *Division*.

---



---

## Pages Used to Build Cubes

<b>Page Name</b>	<b>Object Name</b>	<b>Navigation</b>	<b>Usage</b>
Build Cubes	RUN_MAKE_ANL_DB	PeopleTools, Cube Manager, Build Cubes, Build Cube	Define the cube build specifications and bind variables.
Build Cubes - Bind Variables	CUBE_BUILD_BIND	Cube Manager, Build Cubes, Build Cube, Bind Variables	Define bind variables that limit the data that is used to build a cube by prompting users for information when they start the build process.
Build Ledger Cubes	GL_OLAP_LED_REQ	Financial Application, Build Ledger Cubes	Run the background process that creates ledger cubes.
Process Definition	PRCSDEFN	Process Scheduler, Definitions	Define a cube build process request to run on the system.
Process Request	PRCSRQSTDG	Cube Manager, Build Cubes, Build Cube Click the Run button.	Run the process that builds the cube.

---

## Defining the Cube Build Specifications and Bind Variables

Access the Build Cubes - Build Cubes page.

Build Cube
Bind Variables

Run Control ID: EMPLOYMENT

[Report Manager](#)
[Process Monitor](#)
Run

**Cube Specification**

\*Cube Instance ID:

**Description:** Department Headcount

**Platform:** Cognos PowerPlay

**Actions**

Meta-Data:  Create  Update  None

Data:  Create  Update  None

Aggregation  Create  None

**Run Time Parameters**

**Business Unit:**

**As of Date:**

**Book Mark:**

**Script:**

[Build Cube](#) | [Bind Variables](#)

Build Cubes - Build Cube page



To view the cube instance definition, click the Open Cube Instance Definition button. The Cube Instances - Cube Inst Def page appears with the instance definition you specify.

See Defining Cube Settings and Selecting Dimensions, Measures, and Attributes

**Meta-Data**

Options are as follows:

*Create:* Create the cube. If the cube already exists, then PeopleSoft Cube Manager recreates it, overwriting any dimensions and data that previously existed.

*Update:* This option in Generic Star updates the metadata. In Essbase, this option is linked to the Meta-Data Update Action option on the Essbase Cube Instance Definition page. It updates the structure of the cube according to the setting for the Meta-Data Update Action. For PowerPlay, this has the same effect as *Create*.

*None:* Don't make any changes to the structure of the cube or its individual dimensions (you may want to update the data only).

<b>Data</b>	<p>Define the data action to take place when updating the cube:</p> <p><i>Create:</i> Reload the data, overwriting any existing data.</p> <p><i>Update:</i> Update the existing data in the cube. For Essbase, this option is linked to the Data Update Action selected on the Essbase Cube Instance Definition page.</p> <p><i>None:</i> Don't make any changes to the data in the cube. (You may want to update the structure only.)</p>
<b>Aggregation</b>	<p>Select from the following options:</p> <p><i>Create:</i> Reload the aggregates, overwriting any existing data.</p> <p><i>None:</i> Don't make any changes to the aggregates in the cube. (You may want to update the structure only.)</p>
<b>Business Unit</b>	<p>Enables you to get the appropriate set IDs for tree metadata. Leave this field blank if your trees do not use set IDs.</p>
<b>As of Date</b>	<p>Enables you to get the appropriate effective dates for tree metadata.</p>
<b>Bookmark</b>	<p>BookMarks identify a set of facts in the Generic Star Schema cube. These facts are used to determine whether facts are loaded for the first time or whether they are re-loaded. The first time you create a build cube definition, the bookmark is set to <i>Initial</i>. You can also add a build script.</p>
<b>Script</b>	<p>Refers to platform-specific, post-build scripts, such as the MDL file for PowerPlay or any command line for Windows. This feature enables you to extend the capabilities of PeopleSoft Cube Manager. For example, you can specify an Esscmd script that sets up security. Then, rather than having to configure security manually every time a cube is built, you can write a script once and specify it in the Script field to execute it for each build.</p>
<b>Report Manager</b>	<p>Shows you the report list in Report Manager.</p> <p>See <i>PeopleTools 8.4 PeopleBook: PeopleSoft Process Scheduler</i>, "Using Report Manager"</p>
<b>Process Monitor</b>	<p>Shows you the Process list in Process Monitor.</p> <p>See <i>PeopleTools 8.4 PeopleBook: PeopleSoft Process Scheduler</i>, "Using Process Monitor"</p>
<b>Run</b>	<p>When you click this button, the Process Scheduler Request page appears.</p>

**To build a cube:**

1. Build the cube instance definition.

See Building Cube Instances.

2. Select Build Cubes, Build Cube.

Choose whether to add a new cube definition or to update/display an existing one.

3. Enter a *Run Control ID*, and click the OK button.

After you enter a Run Control ID, the Build Cube page appears.

See *PeopleTools 8.4 PeopleBook: PeopleSoft Process Scheduler*, “Submitting and Scheduling a Process Request”

4. In the Cube Specification group box, select a *Cube Instance ID*.

5. Define the run control information in the Run Time Parameters group box.

---

**Note.** If the default calculation script is defined to run in the Essbase Cube Instance Definition, the default calculation script runs first. Then the command line is invoked to run a subsequent script.

---

6. Define the metadata action that should occur during the build.
7. Define the data action that you want to occur during the build.
8. Define the aggregate action that you want to occur during the build.
9. Set your Process Scheduler parameters and save the page.

---

**Note.** When working in a three-tier environment, you *must* build your cubes on a Process Scheduler NT server, not on the client.

---



---

## Defining Bind Variables

Access the Build Cubes - Bind Variables page.

Build Cube Bind Variables

Run Control ID: EMPLOYMENT [Report Manager](#) [Process Monitor](#) [Run](#)

Cube Instance ID: EMPLOYMENT Platform: PowerPlay  
 Description: Department Headcount

Description	Bind Value
1	

View All First 1 of 1 Last

[Save](#) [Return to Search](#) [Add](#) [Update/Display](#)

[Build Cube](#) | [Bind Variables](#)

### Build Cube- Bind Variables page

If you want to use dynamic queries, you must create a query that joins the run control with the desired record and joins the operator ID and the run control ID.

Any PeopleSoft Cube Manager query (dimension query, data source query, or attribute query) can be made dynamic by joining in runtime parameters. The parameter value must be stored in the database on a Cube Builder run control record or on a record that the run control record can join to. Then, in PeopleSoft Query, join the run control record and set prompts for the operator ID and the run control ID. These prompts are completed at runtime with the operator ID and run control ID of the run control used to launch the Cube Builder process. The Description and Bind Value fields on the sample Build Cube run control page provide one way to do this.

### Adding Bind Variables

#### To add bind variables to a run control page:

1. Identify the run control record used to launch the Cube Builder process.

In the case of the sample Build Cube page delivered in the PTDMO database, this is MAKE\_ANL\_DB\_REQ.

2. Identify the fields you want to use for parameters for runtime queries.

For example, values From and To for time periods.

3. Ensure that the fields identified in step 2 are available on the run control record, or that they are on a record that can be joined with the run control record.

See *PeopleTools 8.4 PeopleBook: PeopleSoft Application Designer*, “Planning Records, Control Tables, and TableSets,” Record Definition Planning

4. Ensure that these same fields are available on a page so users can enter values for them.

If these fields exist on the run control record, then they most likely exist on the run control page, as well.

See *PeopleTools 8.4 PeopleBook: PeopleSoft Application Designer*, “Creating Field Definitions”.

5. In PeopleSoft Query, join the records that contain the fields mentioned above to the query that you want to make dynamic.

For example, assume that you want to bind in values for the From and To periods and that these fields exist on the run control record. In the data source query, join the From and To periods on the run control record to the From and To fields in the main data record (the primary record in the query that contains the data you want to return).

See *PeopleTools 8.4 PeopleBook: PeopleSoft Query*, “Introduction to PeopleSoft Query

6. In PeopleSoft Query, set up prompts for the operator ID (first) and the run control ID (second).

Instead of prompting for these values at runtime, PeopleSoft Cube Manager automatically supplies the bind values that the user entered on the run control page.

7. Open the Bind Variables page by selecting the Bind Variables page in the Build Cubes component, or select Build, Build Cube, Bind Variables and enter a *Cube Instance ID*.

The Bind Variables page appears.

8. Add variables and save your changes.

Enter a short text description and give the variable’s value.

#### **Example of Bind Variables Used in PeopleSoft General Ledger**

PeopleSoft General Ledger is just one of the PeopleSoft applications that provide a custom run control page. If you need to create a custom run control page, you might find it useful to follow the example that was delivered with this application.

The run control page in PeopleSoft General Ledger is the Build Ledger Cubes page. It provides a way for users to enter bind values for the Ledger, Currency Code, From Year, To Year, From Period, and To Period.

---

**Note.** Other than the bind variables mentioned above, the page is essentially the same as the sample Build Cube page delivered in the PeopleTools Demo database (PTDMO).

---

Build Ledger Cubes

Run Control ID: ADHOC [Report Manager](#) [Process Monitor](#)

**Process Request Parameters**

\*Cube Instance ID:  [Open Cube Instance Definition](#)

\*Business Unit:  \*As of Date:

Post-Build Script:

\*Ledger:  \*Currency:

From Year:  To Year:

From Period:  To Period:

\*Meta-Data Action:

\*Data Action:

Process - Build Ledger Cubes page

<b>Cube Instance ID</b>	Enter the name of the cube template or select it from the menu.
<b>Open Cube Instance Definition</b>	Click this link to change any settings on the Cube Instances - Cube Inst Def page.
<b>Business Unit</b>	Select the setID for the tree you are using.
<b>As of Date</b>	Select the effective date.
<b>Post-Build Script</b>	This could be an Essbase, PowerPlay, or PS/ROLAP script that runs on the cube after the system builds and populates it.
<b>Ledger</b>	Select the ledger you want to use when populating the cube.
<b>Currency Code</b>	Select the appropriate code, according to the currency type.
<b>From Year</b>	Enter the starting time range for the ledger data that you want to appear in the cube.
<b>To Year</b>	Enter the ending time range for the ledger data that you want to appear in the cube.
<b>From Period</b>	Enter the starting period range for the ledger data that you want to appear in the cube.
<b>To Period</b>	Enter the ending period range for the ledger data that you want to appear in the cube.

**Meta-Data Action**

Select from the following choices:

*Create:* If the cube already exists, then the Cube Manage recreates it, overwriting any dimensions and data that previously existed.

*Update:* This option is linked to the Meta-Data Update Action option on the Essbase Cube Instance Definition page. It updates the structure of the cube according to settings for Meta-Data Update Action. For PowerPlay, this has the same effect as *Create*.

*None:* Don't make any changes to the structure of the cube or its individual dimensions. (You may want to update the data only.)

**Data Action**

Select from the following options:

*Create:* Reload the data, overwriting any existing data.

*Update:* Update the existing data in the cube. For Essbase, this option is linked to the Data Load Action on the Essbase Cube Instance Definition page. This option does not apply to PowerPlay.

*None:* Not applicable in PeopleSoft General Ledger.

---

**Note.** The General Ledger run control page makes it easy for a user to enter bind values by limiting the choices available. The user knows exactly the fields for which he or she is supplying values, because those controls are supplied on the page: Ledger, Currency Code, From Year, To Year, From Period, and To Period. This approach, while beneficial for the user, requires more time and care on the part of the designer.

---

Keep in mind that it's possible to create a run control page that is essentially identical to the sample Build Cube page—where the field for which the user supplies the bind values is determined at runtime by the user. In the Description text box, the user enters the name of the field that requires a bind value, and then enters that value in the Bind Value text box. Additional descriptions and bind values can be inserted as required.

**See Also**

*General Ledger Application PeopleBook*

---

## **Defining a Cube Build Process Using Process Scheduler Manager.**

Access the Process Definitions page



Process& Definition	Process Definition Options	Override Options	Destination	▶
<b>Process Type:</b>	Cube Builder			
<b>Name:</b>	PSBLDHC			
<b>*Description:</b>	<input type="text" value="Build Cube"/>	<input checked="" type="checkbox"/> <b>API Aware</b>		
<b>Long Description:</b>	<input type="text"/>			
<b>*Priority:</b>	<input type="text" value="Medium"/>			

Process Definition page

**Priority** Defines the relative priority used by the Process Scheduler Server Agent to determine which process to initiate first, if multiple processes are queued to run on a given server.

**API Aware** Select this option if this is a process that is application programming interface (API) aware. If this option is selected for any process that is not API-aware, Process Scheduler includes it in the concurrent task count. This can result in improper server load balancing. Selecting this option does not mean your process become API-aware. You must still add API code to your process.

#### **See Also**

*PeopleTools 8.4 PeopleBook: PeopleSoft Process Scheduler, "Defining PeopleSoft Process Scheduler Support Information"*

---

## **Running the Process to Build the Cube**

Access the Process Scheduler Request page by running the process to build a cube.

**Process Scheduler Request**

User ID: PTDMO Run Control ID: EMPLOYMENT

Server Name: [ ] Run Date: 07/28/2000 [BT]

Recurrence: [ ] Run Time: 1:23:44PM


Time Zone: [ ] [Reset to Current Date/Time]

**Process List**

Select	Description	Process Name	Process Type	*Type	*Format
<input checked="" type="checkbox"/>	Build Cube	PSBLDHC	Cube Builder	(None)	NONE

[OK] [Cancel]

Process Scheduler Request page

- Server Name** The name of the server on which you want the process to run:  
*PSNT*: a Microsoft NT server. (PeopleSoft Cube Manager runs on only NT).
- Recurrence** The recurring time intervals for a process request to run. Select either *Daily Purge* or *M-F at 5pm*.
- Time Zone** Select the time zone in which your process runs. For example, you could be in Eastern Standard Time (EST) and schedule a process to run in Pacific Standard Time (PST).
- Reset to Current Date/Time** Sets the run Run Date and Run Time to the present date and time.
- Select** Specify the cube to be built. If this check box is selected, the process is included in the build process.
- Description** Uniquely identifies the process.
- Process Name** The name of the process as it appears in the definition.
- Type** The type of output. Enter *None*.
- Format** The format of the output. Enter *None*.
-  Click the Distribute to button to view a list of people who have the correct security to receive the output of this process.
- OK** Click this button to run the process.

## CHAPTER 5

# Securing Cubes

This chapter describes how to secure PeopleSoft Cube Manager cubes.

## Securing PeopleSoft Cube Manager Cubes

Use the centralized Security feature in PeopleTools to set permissions for securing PeopleSoft Cube Manager cubes.

---

### Pages Used to Secure PeopleSoft Cube Manager Cubes

<i>Page Name</i>	<i>Object Name</i>	<i>Navigation</i>	<i>Usage</i>
Component Permissions	ACL_COMPONENT2	PeopleTools, Security, Permissions & Roles, Permission Lists  Click the Pages tab, then click Edit Components.	Control the operations a user is allowed to perform within PeopleSoft Cube Manager.
Page Permissions	ACL_PAGES2	PeopleTools, Security, Permissions & Roles, Permission Lists  Click the Edit Components link, then click the Edit Pages link.	Set the actions a user can complete on a page.
Content References	PLIST_CREF	PeopleTools, Security, Permissions & Roles, Permission Lists  Click the Edit Components link, then click the View link.	Shows all the content references in the database that point to the component.

---

### Controlling User Operations

Access the Component Permissions page.

Component Permissions				
Cube Manager				
Components				
Authorized?	Component Name	Item Label	Edit Pages	View Content References for this Component
<input checked="" type="checkbox"/>	DIMENSION	Dimensions	<a href="#">Edit Pages</a>	<a href="#">View</a>
<input checked="" type="checkbox"/>	ANALYSIS_MODEL	Cube Definitions	<a href="#">Edit Pages</a>	<a href="#">View</a>
<input checked="" type="checkbox"/>	ATTRIBUTE_NAME	Attribute Names	<a href="#">Edit Pages</a>	<a href="#">View</a>
<input checked="" type="checkbox"/>	ANALYSIS_DB	Cube Instances	<a href="#">Edit Pages</a>	<a href="#">View</a>
<input checked="" type="checkbox"/>	BUILD_ANALYSIS_DB	Build Cubes	<a href="#">Edit Pages</a>	<a href="#">View</a>

Component Permissions page

- Authorized?** Shows which components the current permission list has access to.
- Component Name** The name of each component beneath the authorized menu.
- Item Label** The menu item label that you click to access a component.
- Edit Pages** This link appears for every component listed under the current menu.
- View Content References for this Component** The View link appears for every component listed under the current menu.
- Select All** Click this button if you want to grant access to most or all items. All items are then selected (highlighted). When you want to grant access to *most* of the menu items, after selecting all the items, you can clear those you don't want.
- Deselect All** Clears the items you previously selected.

---

## Setting User Actions

Access the Page Permissions page.

**Page Permissions**

CUBE\_MANAGER / Design / Dimensions

Page	Authorized?	Display Only
Dimension	<input checked="" type="checkbox"/>	<input type="checkbox"/>
Rollup Inputs	<input checked="" type="checkbox"/>	<input type="checkbox"/>

View All First 1-2 of 2 Last

**Actions**

Add

Update/Display

Update/Display All

Correction

Data Entry

Select All

Deselect All

OK Cancel

Page Permissions page

- Authorized?** Select this option to enable a user to access the page. After doing so, you must decide the degree to which a user is authorized on a page by selecting the Display Only check box or one or more of the available options in the Actions group box.
- Display Only** Select this option to enable the user to view the information provided by the page, but not to alter any of the data. To enable write access to a page, you must clear this check box.
- Actions** If you want the user to be able to alter the data presented by the page, select from the options that appear in the Actions group box, such as Add, Update/Display, and Correction. The options that are available depend upon the options selected when the page was initially developed in PeopleSoft Application Designer.
- Select All** Select this button to grant access to all pages and all the actions for each page.
- Deselect All** Select this button to clear all previously selected items.

---

## View Content References

Access the Content References page:

**Content References****Component:** Dimensions

The grid below shows all the content references in this database that point to this component.

If the "Accessible" column is checked, this Permission List includes access to all parent folders of the content reference.

Portal Name	Name	Label	Accessible	Path
CUSTOMER	PT_DIMENSION_GBL	Dimensions	<input type="checkbox"/>	Root(PORTAL_ROOT_OBJECT);PeopleTools {PT_CUBE_MANAGER}
EMPLOYEE	PT_DIMENSION_GBL	Dimensions	<input type="checkbox"/>	Root(PORTAL_ROOT_OBJECT);PeopleTools {PT_CUBE_MANAGER}
PORTAL	DIMENSION1	Dimensions	<input checked="" type="checkbox"/>	Root(PORTAL_ROOT_OBJECT);PeopleTools {CUBE_MANAGER};Design{DESIGN}
PS_SITETEMPLATE	PT_DIMENSION_GBL	Dimensions	<input type="checkbox"/>	Root(PORTAL_ROOT_OBJECT);PeopleTools {PT_CUBE_MANAGER}
SUPPLIER	PT_DIMENSION_GBL	Dimensions	<input type="checkbox"/>	Root(PORTAL_ROOT_OBJECT);PeopleTools {PT_CUBE_MANAGER}

**Content references page**

Content References page shows all the content references in the database that points to the selected component. If the Accessible checkbox is selected, the associated Permission List includes access to all parent folders of the content reference.

**See Also**

*PeopleTools 8.4 PeopleBook: PeopleSoft Security, "Working With Permission Lists"*

## Appendix A: Installing PowerPlay

If you've licensed Cognos Enterprise, see the third-party documentation provided on the PowerPlay CDs for the complete details on installing PowerPlay. The Install instructions can be read by running the setup.exe on the CD and then selecting the option to read the install instructions from the Setup menu.

This appendix provides a brief overview of the necessary configuration information to use PowerPlay with PeopleSoft Cube Manager. If you are using PowerPlay as a target for PeopleSoft Cube Manager, please note these install configuration items.

---

**Note.** To make Author Mode available in the PowerPlay User Edition, you must select a custom install and then change the default setting to bring in this feature.

---

For the Enterprise Server Install, you must install the Enterprise Server on the same machine as PeopleSoft Cube Manager, which currently supports only the NT Platform. The Enterprise Server basically serves as a holding tank for PowerPlay cubes.

You must install the PowerPlay Transformation Windows Server CD on the same machine as the Enterprise Server. This allows PeopleSoft Cube Manager to automatically register the PowerPlay cubes it builds to the PowerPlay Server.

---

**Note.** If you choose not to install the PowerPlay Transformation Windows Server CD on the same machine as the Enterprise Server, you can still build PowerPlay cubes using PeopleSoft Cube Manager and the Transformer, which can be installed from the User subdirectory on the Enterprise Server CD. However, you must manually register/move the cubes to the Enterprise Server.

---





# Glossary

The terms in this glossary are used among multiple Financials and Supply Chain Management applications.

## Numbers

### ***401(a)(17) Limits***

The limitations on the earnings that may be included in the calculation of benefits under qualified U.S. pension plans.

### ***1st Year Amount***

In PeopleSoft Workforce Analytics, 1st Year Amount is an employee-level compensation amount, totaling the calculations for the first calendar year's worth of accounting periods, in a compensation scenario.

## A

### ***Abend***

Abnormal End (to a process).

### ***ABM (Activity-Based Management)***

See PeopleSoft Activity-Based Management.

### ***ABPS (Activity-Based Planning and Simulation)***

See Activity-Based Planning and Simulation.

### ***Absence***

An absence occurs when an employee is not at work (absent) during a normally scheduled work period. Absences may be scheduled or non-scheduled, compensated or uncompensated, excused or unexcused. An absence may occur for a variety of reasons like illness, family emergency, civic obligations (e.g. Military duty or jury duty), or vacation.

***Absence Entitlement***

Element which defines the rules for granting paid time off for valid absences, such as sick time, vacation, and maternity leave. An absence entitlement element defines the entitlement amount, frequency, and entitlement period.

***Absence Take***

Element which defines the conditions that must be met before a payee is entitled to take paid time off.

***Accepted Exception***

An exception that has been reviewed and validated (see Time Management).

***Accommodations***

Accommodations are efforts your organization is able to make for employees or applicants with disabilities, such as purchasing special equipment or making structural changes to a work environment.

***Account Management***

In PeopleSoft Demand Planning, a feature that enables you to divide a centrally held corporate forecast into multiple subsections for easier maintenance and management. These subsections are separate databases that can be distributed to account managers for use and updates, then rejoined with the main database at a later date.

***Account***

A code for recording and summarizing financial transactions as expenditures, revenues, assets, or liabilities balances. This is a delivered PeopleSoft ChartField, specific use of which is typically defined by the organization during implementation of PeopleSoft General Ledger.

***Account Type***

A name for one of the different kinds of accounts used in a PeopleSoft General Ledger, such as Asset, Liability, Equity, Revenue, and Expense.

***Accounting Class***

In PeopleSoft Enterprise Performance Management, an attribute that defines how the particular resource would be treated for generally accepted accounting practices. Inventory denotes whether a Resource will become part of a balance sheet account such as inventory or fixed assets, while Non-inventory denotes that the Resource will be treated as an expense of the period during which it occurs.

***Accounting Date***

The date that a transaction is recognized as opposed to the date the transaction actually occurred—the **Transaction Date** (although the two dates can be the same). The accounting date determines the period in the general ledger to which the transaction is to be posted. You

can only select an accounting date that falls within an open period in the ledger to which you are posting. The accounting date for an item is normally the invoice date. In PeopleSoft Asset Management, the difference between accounting date and transaction date determines whether prior period depreciation must be calculated, and how much. Accounting Date must be later than or equal to Transaction Date.

**Accounting Entry**

A set of related debits and credits. An Accounting Entry is made up of multiple *Accounting Lines*. In most PeopleSoft applications, accounting entries are always balanced (debits = credits). Accounting entries are created to record accruals, payments, payment cancellations, manual closures, project activities in general ledger, and so forth (depending on the application).

**Accounting Entry Template**

A user-defined table that controls the use of system-generated accounting lines in the posting processes.

**Accounting Split**

Method indicating how expenses are allocated or divided among one or more sets of accounting ChartFields.

**Accredited Education**

Education above the high school level completed in a U.S. college, university, or other educational institution that has been credited by one of the accrediting agencies or associations recognized by the Secretary, U.S. Department of Education.

**Accrual**

Any hours that employees accumulate for use at another time in the form of earned vacation time or sick leave, for example.

**Accrual Basis Accounting**

Accounting that records the impact of a business event as it occurs, regardless of whether the transaction affected cash.

**Accrual Class Codes**

Classes or categories of accruals.

**Accrual Type**

Defines an accrual such as annual leave or sick leave.

**Accumulate Demand**

In PeopleSoft Demand Planning, a transfer process function that adds demand quantities for an item to any quantities that already exist for the period.

**Accumulator**

Element which allows you to combine several elements. For example, an accumulator could consist of all voluntary deductions, or all company deductions, enabling you to accumulate amounts. It allows total flexibility for time periods and values accumulated. See also Time Administration.

**Accumulator [Global Payroll]**

Element which provides a means for storing the cumulative values of defined items as they are processed. As you make payments, take deductions, and perform calculations, you'll use accumulators to track accumulated amounts, or balances. You can accumulate a single value over time or multiple values over time, as your requirements specify. For example, an accumulator could consist of all voluntary deductions, or all company deductions, enabling you to accumulate amounts. It allows total flexibility for time periods and values accumulated.

**Action**

In PeopleSoft Deduction Management, a task that you perform to obtain information required to resolve a deduction.

**Action and Conditions**

A process that defines actions and conditions independently of one another and then combines them to create a complete rule (see Rule Creation).

**Action Code**

In PeopleSoft Engineering, a user-defined code associated with an event/action triggered by the implementation of an engineering change order (ECO). Actions could include analyzing an item's existing quantity on hand, scrapping existing inventory, or modifying current documentation.

In PeopleSoft Product Configurator, a 2-character code that identifies rule types. For example, *FP* is the action code for the Finalize Price rule, and *CN* is the action code for the Condition rule. The rules control the processing path for configured items.

**Action List**

An online list of customers who meet predefined credit management criteria. The list also includes appropriate procedures for each action and contact information for the customer.

**Action Owner**

In PeopleSoft Deduction Management, the individual assigned a task to obtain information to resolve a deduction.

**Action Reason**

The reason an employee's job or employment information is updated. The action reason is entered in two parts: a *personnel action*, such as a promotion, termination, or change from one paygroup to another—and a *reason* for that action. Action Reason is used by PeopleSoft Human Resources, PeopleSoft Benefits Administration, PeopleSoft Stock Administration, and the COBRA Administration feature of the Base Benefits business process.

**Active Control**

A target control requiring that the user validate the budget against the planning targets before submitting it. If the budget totals are not within the tolerance levels, the system indicates that the status is invalid and the user cannot submit their budget until the budget is modified and the amount is within the tolerance range of the planning target.

**Activity**

In PeopleSoft Receivables and Deduction Management, an action taken on an item, such as creating an item, unposting an item, or writing off an item.

In PeopleSoft Projects, the unit of work that provides a further breakdown of projects—usually into specific tasks. Resources are assigned directly to activities within a project, not directly to projects.

A self-contained task that is part of one or more business processes. Business process maps display the activities that make up the process. An activity consists of steps representing the pages the user needs to complete and events representing the workflow routings triggered by the user's actions.

In PeopleSoft Enterprise Warehouse, the work of an organization and the aggregation of actions used for Activity-Based Costing.

**Activity Attributes**

Activity Attributes provide pieces of activity information. For example: capacity and performance, cost drivers, cycle time and performance measures.

**Activity-Based Costing (ABC)**

A methodology that measures the cost and performance of activities, resources and cost objects, assigns resources to activities and activities to cost objects based on their use and recognizes the causal relationships of cost drivers to activities.

**Activity-Based Management (ABM)**

See PeopleSoft Activity-Based Management (ABM).

**Activity-Based Planning and Simulation (ABPS)**

ABPS, a feature of PeopleSoft Activity-Based Management, calculates resource demands, new rates, costs, and activity volumes based on demand forecasts. It converts the new

resource demands into new cost requirements at the General Ledger item level to feed as input for budgeting.

### ***Activity Driver***

An Activity Driver indicates the amount of demand there is for a particular activity and it is used to assign cost to cost objects. In some instances, an activity driver may represent the yield of an activity.

### ***Activity Fragmentation***

The part of the Employee Profile feature that provides information about the number of employees that is involved in completing a particular activity on a full or part-time basis.

### ***Activity ID***

A unique 15-character alphanumeric identifier given to each activity within a project. Activity IDs need only be unique within a single project.

### ***Activity List***

In PeopleSoft Pension Administration, a checklist used to monitor pension-related activities.

### ***Activity Type***

A user-definable identifier for grouping activities.

### ***Activity Type***

Also known as Activity Code. A categorization of work effort. Typically work effort is categorized as productive or non-productive; Repair, Maintenance, Enhancement, or Improvement; or Development or Construction. Activity type is usually required to support cost accounting or financial accounting (recording) functions. It may also be required to support some organizational administration requirements such as organizational productivity goals, or employee performance measurement. In some companies, activity type is inferred from job function, work group affiliation, or organization.

### ***Activity Use***

An attribute used to describe the behavior of an Activity as defined within PeopleSoft Enterprise Performance Management. A Primary Activity is an activity that is performed for the purpose of directly generating revenue within the course of business. A Secondary Activity is generally performed in direct support of a Primary Activity such as activities related to human resources or MIS.

### ***Actual Base Hours***

This defines the number of hours that an employee is expected to work within a given period under analysis within PeopleSoft Enterprise Performance Management. Hours worked in excess of Actual Base Hours are generally considered overtime, while hours worked less than Actual Base Hours would illustrate that the employee is working part-time.

***Actual Contribution Percentage (ACP)***

The amount of an employee's after-tax or employer matching contributions made in a Section 401(m) plan on behalf of highly compensated plan participants, divided by the employee's annual compensation, or an amount determined in the same manner with respect to non-highly compensated employees. The Base Benefits business process is set up to perform ACP nondiscrimination tests for Section 401(m) plans. See Nondiscrimination Tests and Highly Compensated Employee.

***Actual Date***

Calendar date in which a punch occurred (see Time Reporting).

***Actual Deferral Percentage (ADP)***

The amount of salary reduction contributions made by an employee to a Section 401(k) plan for a year, divided by the employee's total compensation for that year. The Base Benefits business process is set up to perform ADP nondiscrimination tests for Section 401(k) plans. See Nondiscrimination Tests and Highly Compensated Employee.

***Actual Demand***

In PeopleSoft Demand Planning, an **Array** of demand by historical period imported from an external system. The demand figures are determined by imported values and typically include shipments, orders booked, orders booked by requested ship date, or shipments.

***Actual Rates***

An Actual Rate is the rate that your business currently uses for its business practice.

***Actuarial Assumptions***

Any assumptions used to calculate an equivalent benefit for an optional form of payment or an alternative retirement date.

***Actuarial Valuation***

A comparison of a pension plan's assets and liabilities.

***Actuarial Valuation Extract***

A PeopleSoft Pension Administration data extract containing data that a plan actuary needs in order to determine the plan's assets and liabilities.

***Address Type***

A high-level address classification that identifies addresses associated with a **Material Issue**. Examples include Ship To Address, Bill To Address, and Ship Notification Address.

***Adjusted***

In the Enterprise Planning and Simulation forecasting process, in addition to versions of the statistical forecast, there is an adjusted version of the forecast. Managers create this version by reviewing the forecasts and entering adjustments that cannot be inferred statistically. For example, there may be a promotional campaign next quarter that is expected to boost volume for certain products over several weeks.

***Adjusted Demand***

In PeopleSoft Demand Planning, an **Array** of demand after adjustments have been made to the actual demand values. The adjusted figures may include both manual and system-generated changes, such as demand filtering and depromotion. The system uses adjusted demand rather than actual demand in the Forecasting Reset process and in the recalculation of model components during period-end processing.

***Adjusted Forecast***

In PeopleSoft Demand Planning, a **Statistical Forecast** that has been adjusted using management overrides, proration, or summarization.

***Adjustment***

See **Bill Adjustment** or **Inventory Adjustment**.

***Adjustment Voucher***

A PeopleSoft Payables voucher that enables you to apply an adjustment to an existing voucher or to relate one voucher to another.

***Advice***

The Form that employees who choose direct payroll deposit receive in lieu of a check.

***Affiliate***

A control person of a corporation. Generally, an officer, director, or major shareholder that has the ability to influence the corporate management decisions.

***After-tax Deductions***

Deductions that reduce net pay. These deductions are subtracted from gross pay after taxes have been taken out. Also called “post-tax” deductions.

***Agency***

Any Department or independent establishment of the Federal Government, including a government-owned or -controlled corporation, that has the authority to hire employees in the competitive, excepted, and senior executive services.



**Aggregated**

In Enterprise Planning and Simulation, each period the statistical forecast is calculated automatically by the system. A forecast for each individual product can be computed using history for that product. Then these forecasts can be aggregated (that is, summarized) into forecasts for the product family.

**Aggregate Reporting**

The ability to report time as a collection or mass. In Time and Labor aggregate time reporting features include the ability to report time in a lump sum, as a pattern, in a range of dates, or for an entire crew.

**Aging Data**

Updating data from separate sources, and separate dates, to a common date using an annualized factor.

**Aging ID**

A code representing rules for aging open items.

**Alias**

Any of several PeopleSoft Pension Administration utilities that look up or calculate employee information.

**Allocated**

In Enterprise Planning and Simulation, the computed forecast and the summarized forecast are two different versions of the statistical forecast. In addition, the forecast at the product family level can be allocated down to the individual products. Usually this allocation is done in proportion to the calculated product forecasts at that level. This version of the (statistical) forecast is called the allocated or prorated statistical forecast.

**Allocated Inventory**

The inventory assigned to a specific stock request.

**Allocation Manager**

Perform allocations using the Allocation Manager. Allocations enable you to distribute revenue, expense, and statistical quantities across business units, departments, and so on. You can allocate budget planning to detail levels so that you may perform detailed budgeting. The type of allocation you select determines the output.

**Allocation Manager Rules**

In the PeopleSoft Enterprise Warehouse, Allocation Manager rules allow you to specify the basis as well as the target tables for moving, aggregating, or multidimensionalizing your output. Rules use Allocation Manager methods to enrich the PeopleSoft Enterprise Warehouse data. *See* Allocation Manager Methods.

**Allocation Manager Methods**

There are several methods: Arithmetic Operation, Prorata, and Spread Even. Each method enables you to move and/or enrich output.

**Allocations**

A process of distributing budget amounts to and from other Budget Centers. Budget amounts are allocated to cover, or offset, the costs in one Budget Center by charging them to another Budget Center. An allocation is also the budget amount that is distributed to or from a Budget Center. A budget amount that is charged to another Budget Center appears as a negative amount. This same budget amount appears as a positive amount in the other Budget Center receiving the allocation. PeopleSoft Budgeting-specific.

**Allotment**

This is a voluntary deduction from pay. Employees may elect up to two allotments from pay, transmitted to a financial institution to the employee's checking or savings account.

**ALM (Asset Liability Management)**

See PeopleSoft Asset Liability Management.

**Allowances**

The amount owed to an employee in addition to base salary and which is not defined as part of gross salary. For example, vacation can be considered an allowance. PeopleSoft Budgeting-specific.

**Alternate Account**

A feature in PeopleSoft General Ledger that enables you to create a statutory chart of accounts and enter statutory account transactions at the detail transaction level as required for recording and reporting by some national governments.

**Alternate BOM**

Identifies the multiple ways in which an item can be produced. The primary production BOM is designated as BOM code 1. By using BOM codes, you can associate up to 98 other alternate BOMs with the item.

**Alternate Routing**

A routing, usually less preferred than the primary routing, but resulting in an identical item. You can specify up to 98 alternate routings for production routing types by entering additional Routing Codes (greater than 1) for the same routing type.

**Alternative Minimum Tax (AMT)**

AMT is calculated by adjusting the taxpayer's regular taxable income with a number of tax preference items and adjustments. Tax preference items are positive items increasing

Alternative Minimum Taxable Income (AMTI) and are excluded from regular taxable income. Tax preference items include gain from the exercise of incentive stock options.

**Amount Type**

In PeopleSoft Workforce Analytics, the Amount Type specifies whether a benefits compensation amount is a value or expense, to the employee or the employer.

**Analysis Base**

Defined static, historical data used both to seed and compare against proposed budgets.

**Analysis Group**

A grouping of analysis types. Analysis groups can be used for project analysis and grouping or for mapping analysis types.

**Analysis Template**

A set of pre-defined reports that you can view and publish online. These templates access data in the Enterprise Warehouse tables, and organize it by function, role and industry. The templates allow you to pivot, sort, rank, drill and chart the data, for your analysis needs.

**Analysis Type**

A 3-character, user-definable identifier that enables you to label the different types of costs. For example, you might want to track budgeted costs (BUD), committed costs (COM), and actual costs (ACT).

**Analytical Applications**

See PeopleSoft Analytic Applications.

**Analytic Forecasting**

Analytic Forecasting is the part of the Planning and Simulation feature that creates forecasts for your business requirements.

**Annual Amount**

In PeopleSoft Workforce Analytics, Annual Amount is an employee-level compensation amount, totaling the calculations for a full fiscal year's worth of accounting periods, in a compensation scenario.

**Annual Declaration Report**

The French Annual Declaration report is a payroll report which checks establishment profiles to see whether an establishment has to produce the report, and then calculates the amount of all the social security contributions for this establishment.

**Annual Leave**

Annual leave is absence from work with pay and must be approved by the employee's supervisor in advance. This type of leave (Plan Type 51) is accrued based on years of service: Full-time Permanent/Full-time Seasonal employees ...0-3 years - 4 hours per biweekly pay period; 3-15 years - 6 hours per biweekly pay period (plus an additional 4 hours in the final pay period of the leave year); and 15+ years - 8 hours per biweekly pay period. Part-time Permanent/Part-time Seasonal employees...0-3 years - 1 hour for every 20 hours worked; 3-15 years - 1 hour for every 13 hours worked; 15+ years - 1 hour for every 10 hours worked. Generally, there is a leave year ceiling of 240 hours on accrual; amounts accrued in excess of the ceiling and not used prior to leave year-end are forfeited.

**Annual Shareholders Meeting**

A meeting of corporation's directors, officers, and shareholders held for the purpose of communicating the operating and financial results for the prior year, the prospects for the future and major decisions of management.

**Annual Workforce Survey by Nationality and Professional Category (Enquête sur l'activité et les conditions d'emploi de la main d'oeuvre)**

In France, companies are required to submit the Annual Workforce Survey by Nationality and Professional Category to the Ministry of Labor. This report provides an analysis of the company's foreign workforce, which includes any employee who does not have French citizenship.

**Annualized Tax Method**

A payroll tax calculation method that divides the tax on an annualized amount by the number of pay periods in the year to find withholding for a given pay period, based on the number of withholding allowances. Annualized is the most common tax method.

**Annuitant Amount**

The gross monthly annuity a federally retired employee receives.

**Annuitant CSA Number**

A unique number assigned by OPM for a retired employee.

**Annuitant Indicator**

A code used to indicate the status of an annuitant appointed to a position in the Federal civilian service. Text for the codes is as follows:

1. Reemployed annuitant - Civil Service/FERS
2. Retired military officer receiving pay
3. Retired military non-officer (enlisted) receiving pay
4. Retired military officer receiving pay and a reemployed annuitant - Civil Service

5. Retired military non-officer (enlisted) receiving pay and a reemployed annuitant - Civil Service
6. Not applicable (none of the above)

***Annuitant Indicator (cont)***

- A. Reemployed Annuitant – FERS
- B. Former Annuitant - FERS
- C. Retired Officer/Reemployed Annuitant - FERS
- D. Retired Officer/Former Annuitant - FERS
- E. Retired Enlisted/Reemployed Annuitant - FERS
- F. Retired Enlisted/Former Annuitant - FERS

***Annuity***

A series of periodic payments made to an individual. Under a pension plan, these payments are generally made monthly.

***Anti-Dilutive***

Typically, options or shares where the price is greater than the current fair market value of the security.

***APE (Activité Principale Exercée) Codes***

APE codes classify the type of industry or activity your French company is in, such as software, banking or insurance. The APE codes are a normalized set of codes that are required by law and are used in regulatory reporting.

***API***

An Application Programming Interface (API) is the technology that a software product supplies so you can control it or communicate with it from another application. PeopleSoft APIs enable the user to perform desired actions upon PeopleSoft data without having to know the internal logic or rules of the program.

***Applicant Hire Process***

The procedure of hiring an applicant who has been tracked and administered in the Recruitment pages. Once you assign an Employee ID, the system uses recruitment data to populate the fields in the Personal Data pages.

***Application agent***

An application agent is an online agent that is loaded into memory with a PeopleSoft page. It detects when a business rule has been triggered and determines the appropriate action.

***Application Designer***

The integrated development environment used to develop PeopleSoft applications.

***Application Engine***

PeopleTools batch processes consisting of a set of defined SQL statements. Application Engine processes is more efficient than COBOL or SQR, since they operate within the database system, and don't rely on external processing.

***Application Journal Template***

A set of rules and default values to control the creation of journals from accounting entries.

***Application Processor***

The Application Processor is the PeopleTools runtime engine that controls processing of the application from the time the user requests a panel group from an application menu through the time that the database is updated and processing of the panel group is complete.

***Application Server***

The application server is the centerpiece of PeopleSoft's three-tier architecture. It utilizes Tuxedo, BEA Systems' transaction monitor, to manage client transactions and provide the business rules and workflow capabilities of PeopleSoft's enterprise applications.

***Application Server Domain***

The collection of server processes and associated resource managers defined by a single PSTUXCFG configuration file. Each application server domain is configured to connect to a single database. Multiple application server domains can exist on the same server machine.

***Appointing Authority***

The basis that authorized the appointing officer to effect personnel actions on an employee.

***Appointing Officer***

Denotes if the employee has appointment authority based on laws and regulations.

***Approve Time***

The Time and Labor feature that approves all employee daily time before it can be sent to payroll for processing. You can approve time by group or by individual employee. You can also unapprove previously approved time.

***Approving Official***

Individual with the delegated authority responsible for signing the action(s) taken on an employee.

**Array**

An ordered grouping of data by period and year. PeopleSoft Demand Planning uses arrays in forecasting demand.

**Array**

Element which enables you to extract information based on a column value. One way of thinking of an array is that it is a SQL statement that retrieves data from an existing table.

**Array Dimension**

Determines which inventory-stocking possibilities are included in a **Cube View**. This standard one-level dimension consists of the key fields that include, for example, order quantity, safety stock, and turn rate.

**Arrears Balance**

An amount owed to either the employer or employee, usually the result of a deduction not fully taken.

**Ask Price**

The price at which someone who owns a security offers to sell it; also known as the asked price.

**As-of-Dated**

Refers to a snapshot of the data at a given point in time.

**Asset Assignment**

A streamlined means of associating project costs to assets or asset profiles within PeopleSoft Projects.

**Asset Budgeting**

Budget for planned asset acquisitions and the associated depreciation expense that can be associated with a Capital Acquisition Plan (CAP).

**Asset Catalog**

A list of asset profiles which includes information about that asset type, including Cost, Life, Salvage Value, Depreciation Method, Currency Code, and Asset and Depreciation Account.

**Asset Category**

A standard group of assets. Typical asset categories include Furniture and Fixtures, Machinery and Equipment, Land, Buildings, Leasehold Improvements, and the like. These generally correspond to General Ledger asset accounts. Assets in one category usually share some depreciation characteristics, such as estimated service life and depreciation limits.

**Asset Class**

An asset group used for reporting purposes. It can be used in conjunction with Category to refine asset classification.

**Asset Liability Management**

See PeopleSoft Asset Liability Management.

**Asset Life**

The number of years an asset will depreciate, after which time it might be kept or sold for its Salvage Value. Also *see* Useful Life.

**Asset Profile**

A template that contains standard depreciation criteria for an asset type and its corresponding asset books. You can use the information in asset profiles as default values when adding assets.

**Assignment of Life Insurance**

Effective 10/3/94, Federal employees can assign their Basic, Option A and Option B insurance to another person(s), firm(s), or trust(s); Option C is excluded. The assignment of benefits transfers ownership of the FEGLI coverage to the assignee(s). The insured no longer has control over his/her insurance coverage and can no longer designate beneficiaries.

Assignment is irrevocable. Either all or none of the insurance can be assigned. Assignment does not have to be to the same person or firm. Assignments must be made in percentages of total insurance versus an assignment of Basic Insurance to one person and Option A to another. Additionally, terminally ill employees can assign their insurance to a Viatical Settlement Firm in exchange for cash (approx. 60% - 85% of the face value of the coverage). Life Expectancy is usually 24 months or less for a Viatical Settlement Agreement.

**Assignment Type**

This defines the behavior of the object, (resource, activity, or cost object) within PeopleSoft Activity-Based Management. If the object is identified as a source then costs may be allocated from that object to another object, which must be identified as a target. If an object ID is identified as a target it may be allocated costs from another object ID but may not allocate costs. An object ID can be both a source and a target, thereby having the functionality of each.

**Associated Primary BOM**

With multiple outputs, it's possible that a given co-product can be created in more than one way – in other words, an item is a co-product on more than one items' primary BOM. By assigning an associated primary BOM to a co-product, you are telling the system which BOM to use in exploding the co-product to the next level.



**AT Section**

In France, this stands for Section Accident du Travail, or Work Accident Section. It is information needed to identify the establishment risk code for insurance purposes.

**ATP Reserved Order**

An order that has been promised against future supply. The user has an obligation to the customer to fulfill the order quantity by a certain date. ATP-reserved orders are also referred to as *promised orders*.

**Attendance**

A component of time reporting application whose purpose is to apply business rules related to Benefit Entitlement and Administration and Organizational Administration to time reported as worked or not worked, and to satisfy a variety of reporting needs.

**Attendance Reporting**

A Time and Labor report that indicates an employee's attendance record. It includes sick leave, vacation time, and other leaves taken.

**Attribute**

An attribute is an element within a dimension. For example, the element "Store" is an attribute of the dimension "Geography" for the retail industry. An attribute is also a column heading on an analysis and reporting template.

**Audit Trail**

See Drill-Back Calculation.

**Auditor**

Person designated to review expense sheets and cash advances before payment.

**Automatic Revision Incrementing (Auto Rev)**

The ability to automatically set up revision control and generate revisions for revision-controlled items at the business unit level. This includes setting up a revision scheme or a predetermined, ordered list of revision names.

**Automatic Spouse Benefit**

A joint and survivor pension benefit provided without any actuarial reduction to a pension benefit. The automatic benefit is a n% joint and survivor; the employee is still entitled to choose any optional form of payment and any beneficiary for the remainder of the benefit.

**Availability Date**

The date a lot becomes acceptable for fulfillment in PeopleSoft Inventory or for consumption in PeopleSoft Production Management. (Availability Date = Creation Date + Availability Lead Time)

**Available to Promise (ATP)**

The projected supply of a product less the actual demand, which informs the sales and marketing department of the products that can still be sold without modifying the master schedule. ATP isn't cumulative – it's calculated for each period.

**Average Daily Balancing**

A feature in PeopleSoft General Ledger that enables you to target the ChartFields on which you base average balance calculations, summarize amounts for selected ChartField values according to your reporting requirements, and define the periods for these calculations.

Used by the financial analytic applications in Enterprise Performance Management. For a reporting period (usually monthly) this refers to the average daily balance of an account as opposed to the month-end-balance, which is the balance as of the last day of the month.

**Average Daily Balance Ledger (ADB\_Ledger)**

In the PeopleSoft Enterprise Warehouse, the Average Daily Balance Ledger table (PF\_ADB\_LEDGER\_F00) is similar to the functionality of the PF Ledger table (PF\_LEDGER\_F00), in that it too supports reporting. However, the Average Daily Balance Ledger is used for average daily balances. It is a table that is used mostly for processes associated with the financial services industry.

**Average Inventory**

In PeopleSoft Inventory Planning, one half of the average lot size plus the safety stock when demand and lot sizes are expected to be relatively uniform over time. When demand and lot sizes are not uniform, the stock level versus time can be charted to determine the average.

**Average Price**

The average price derived from either the bid and ask prices (for bid/ask/average) or from the high and low prices (for high/low/average).

**Average Static Calc Flag**

In PeopleSoft Inventory Planning, a method used with static policies. The average method sets the static policy equal to the weighted-average, time-phased policy over the next argument periods.

**Award**

A special payment to an employee for certain prescribed kinds of activities or accomplishments.

**B*****Back Pay Interest***

Under certain circumstances, an employee can be eligible to receive additional pay relative to a delayed receipt in salary caused by administrative error in processing a personnel action. The U.S. Office of Personnel Management has established guidelines for Federal agencies on when and how to make these calculations.

***Background Process***

Any task or process that is grouped with another and runs in the background. Background processes are usually scheduled to run on a regular basis. All background processes are executed through process-specific COBOL programs run outside the Windows environment.

***Backlog Reason Code***

An identifier indicating the reason an item could not be shipped. Example codes might include out of stock, discontinued, or seasonal.

***BAD Forecast Ratio***

In PeopleSoft Demand Planning, the maximum acceptable value of the ratio of the and the base component (Standard Deviation/Base Component). When this value is exceeded, the system automatically resets forecast model parameters. The higher the value, the less likely it is that the system will reset the parameters. In most organizations, a BAD ratio of 1.00 or lower is appropriate for most items.

***Balance Segmentation***

Balance Segmentation is used in Funds Transfer Pricing to divide balances in deposit accounts between core (stable) and non-core (volatile) segments. Core funds represent the minimum balances that are retained on a long-term basis, building a relatively reliable source of funding to the bank. Non-core funds are temporary in nature due to their volatility caused by customer preferences for liquidity, and cannot be utilized on a long-term basis.

***Balance Type***

Balance Type is a lookup code used to define the type of instrument balances that will be stored in the PeopleSoft Enterprise Warehouse and processed by the analytic applications. Examples of different Balance are Current Balance, Average Daily Balance, Period Ending Balance, or Commitment Balance.

***Balanced Scorecard***

See PeopleSoft Balanced Scorecard.

**BAM**

Business Analysis Model. XXX I think this term is incorrect because we use BAM to refer to the application. If we were referring to the business analysis model, we would say BAM model (that is, Business Analysis Modeler model.)

**BAM Model**

The BAM database published from the template. The model contains both the data and analytic structure used in the application. The BAM database is physically separate from the Enterprise Warehouse database. Data is sent to the model through migration processes.

**BAM Template**

A file created using BAM design tools, representing the model prior to its creation as a database. This file has an extension of .MDL. This file is published to a BAM database once the model design process is complete. Each application using BAM will deliver templates which the customer will review and publish to a database in their environment.

**Bank Identification Number (BIN)**

In PeopleSoft Payables, a part of the bank information that identifies business unit banks.

**Base Budget**

The initial budget defined by the Budget Coordinator. The base budget is distributed as a starting point for Budget to review and edit. The base budget can be zero-based or incremental.

**Base Compensation**

In PeopleSoft Workforce Analytics, Cash Compensation that is typically categorized as fixed. It includes base pay and shift differentials as well as associated merit, equity, and step increases.

**Base Currency**

Base Currency is used to consolidate and report financial results of a multinational company. When a company transacts its business operations in different transaction currencies, those currencies are translated to the base currency for reporting purposes.

**Base Currency Equivalent (BCE) Amount**

If the monetary amount is in a currency other than the base currency, either the Extract-Transform-Load (ETL) process or the Multi Currency Engine can be used to convert the monetary amount to the Base Currency Equivalent (BCE) Amount.

**Base Factor**

In PeopleSoft Demand Planning, an element of a smoothing constant simulation set that controls base component smoothing in the Model Reset Simulation process.

**Base Metric**

Metric found on a fact table. A base metric usually contains an aggregate operator, for example “sum” or “count”.

**Base Pay**

A pay component included in the job comp (job compensation rate) calculation. It is pay for a regularly assigned workweek. For example, you can set up a regular hourly rate plus a shift rate, a union-negotiated rate for hazardous work, and so on.

**Base Pay Structure**

A PeopleSoft Workforce Rewards module you use to create or revise pay structures, and to assess the cost and impact of implementing new structures.

**Base Time Zone**

Customer defined time zone used for converting reported time to a common time zone for ease of applying rules (see Time Administration).

**Batch**

Batch systems are used when realtime updates are not needed. Batch-oriented data collection applications, developed in-house or by a third-party vendor, produce transactions that are collected in an ASCII text file. The text file is fed to a PeopleSoft SQR program that loads the transactions into the database.

**Batch Processes**

Any of the background programs in the client/server environment of PeopleSoft applications. Batch processes perform operations—such as pay confirmation, deduction calculation, and so forth—on groups of records, and are usually scheduled to run on a regular basis. You run these processes from the Process Scheduler, and they are executed through process-specific COBOL programs.

**Before-Tax Deduction**

Deduction that reduces net pay and FWT taxable gross, applied prior to the calculation of federal and state/provincial withholding taxes. Also called “pre-tax” deductions.

**Begin Calc Date**

The date on which PeopleSoft Asset Management begins to deduct from an asset's life.

**Begin Depr Date**

The date on which PeopleSoft Asset Management begins to calculate depreciation for an asset. Begin Depr Date is calculated using In-Service Date and Prorate convention.

**Benchmark Job**

In PeopleSoft Workforce Analytics, this refers to a Job Code for which there is corresponding salary survey data from published, third party sources. Jobs for which there is no corresponding salary survey data are referred to as non-benchmark jobs.

**Benefit Commencement Date (BCD)**

The date on which a pension payee elects to begin receiving payments.

**Benefit Deduction**

Any amount taken from an employee's pay check to offset all or part of the cost of the employee's benefits.

**Benefit Eligibility**

The PeopleSoft Pension Administration function that determines if an employee is eligible for retirement or ancillary benefits. A plan may have several retirement types—normal, early, late, death, and disability—each with its own eligibility criteria.

**Benefit Entitlement**

Any rules governing the circumstances under which employees are entitled to receive certain benefits. Typically, entitlement to benefits is based on type of employee (for example, full time, part time, occasional), length of employment, and specific rules which apply thereto, i. e., work group affiliation, and compensation base. Other criteria may also apply, such as reasons-for-claiming or job performance.

**Benefit Formula**

The formula that determines a participant's pension benefit in a defined benefit plan, as well as the PeopleSoft Pension Administration function that calculates the benefit.

**Benefit Group**

Part of a group of defaults assigned to job codes. Benefit group may include medical, dental, and health benefits dependent on individual company parameters.

**Benefit Plan**

A specific benefit within a plan type. For example, your company's life plan type might include benefit plans of one times salary, two times salary, and three times salary.

**Benefit Plan Type**

Any category of benefit, such as health, life, or savings.

**Benefit Program**

A set of benefits and deductions valid for an employee or group of employees. A single company may have any number of programs. An individual employee may belong to only

one program; the deductions and benefits contained in that program are the only valid deductions and benefits for that employee.

**Benefit Tables**

Any of the tables that contain employee benefits information. These are often relevant to payroll processing.

**Benefits Base**

The salary used for benefit calculations. The benefits base will be either the employee Annual Rate or Annual Benefits Base Rate.

**Benefits Compensation**

In PeopleSoft Workforce Analytics, Benefits Compensation is value associated with employment benefits. It can include benefits types for Health and Welfare (Medical, Life Insurance), Retirement (annuities, savings plans, pensions), and Paid Time Off (Vacation Leave, Sick Leave). Benefits compensation is sometimes fixed, and sometimes variable, depending upon the benefit type.

**Betriebszählung (Company Statistics Report)**

Also called the OFIAMT report. This report provides statistics required by the Swiss Federal Department of Statistics (BFS).

**Bias Signal Limit**

In PeopleSoft Demand Planning, a number between one and six that indicates how many **Forecast Period** to test for bias. If the bias test is violated, the system records a **Tracking Signals** error in the period up to the number of periods determined by the bias signal limit.

**Bias Test**

In PeopleSoft Demand Planning, a forecasting test that sets the limit for tripping a **Tracking Signals**. The lower the value, the more likely it is that a tracking signal is set.

**Bid Price**

The price a prospective buyer is prepared to pay at a particular time for trading a unit of a given security.

**BIF file**

This is the bulk insert file (input.bif) used with the Verity search engine to specify the documents to be submitted to a collection (search index). It contains a unique key, document size (in bytes), field names and values, and document location in the file system.

**Bilan Social Report**

See Employee Survey Report.

**Bill**

In PeopleSoft Billing, any group of bill lines.

**Bill Adjustment**

The process of making credit or credit and rebill adjustments to an invoiced billing activity.

**Bill By Identifier**

The Bill By Identifier is used to define how billing activity is grouped when added to a bill through the billing interface or the Populate Billing process.

**Bill Header**

The record containing information that pertains to the bill as a whole. Each bill has a unique bill header that identifies it within the system.

**Bill Inquiry Phone**

Bill Inquiry Phone is the number printed on your invoices for your customers to call if they have any questions about their bill.

**Bill Line**

The basic unit of billing activity representing a billable charge, including the charge identifier, quantity, price, and any other information regarding an individual transaction. Every bill line is related to a bill header that may have one or more bill lines related to it.

**Bill Search**

A method of finding a bill or bill line when you don't have enough information to call up the bill directly. **Customer Bill Search** enables you to locate a bill by Customer Name. You can also choose other parameters to limit your search. With **Bill Line Search** you first search for a particular bill and then a line on that bill. Parameters for bill line search include Reference, Date, and Amount.

**Bill Source**

The point where billing activity originates. Bill sources may be external to the system (imported through the billing interface) or entered directly online. Examples of bill sources include order management, project costing, and contract administration.

**Bill To Customer**

A customer who receives an invoice.

**Bill Type**

A category of billing activity variety. Examples of Bill Types include standard and custom order activities.



**Bill Update**

The process that adjusts bills that have either been entered manually or generated within the system.

**Billable Indicator**

A status flag that identifies an item as eligible for billing to a customer.

**Billback Discount (BB)**

A per unit discount which typically requires a customer to perform one or more merchandising activities to receive the discount. A BB discount is not deducted from the customer invoice, but once the customer performs the merchandising activity, a sales representative or broker can approve payment for the discount amount. Billback discounts can originate from a National Allowance or Customer Promotion, and are passed to PeopleSoft Order Management for informational purposes only. Billback discounts are recognized as a liability when the product is shipped.

**Billing Location**

A number identifying a customer address. Each customer may have multiple locations, but must have one *Primary Location* at which you contact them.

**Blackout Period**

The period of time, determined by the company, which prohibits certain activity in the company stock. Blackout Periods can affect the trading of some key individuals or can be placed on the entire company.

**Bonus Tax Method**

Annualizes your year-to-date earnings by multiplying them by the number of pay periods in the year. This method is used for Canadian tax processing.

**Book**

In PeopleSoft Asset Management, a data location storing financial information—like cost, depreciation attributes, and retirement information—on assets.

**Borrow/Loan**

The temporary reassignment of an employee to other task reporting or compensation requirements to allow the business to meet unexpected, short-term, fluctuations in staffing or work load. Typically, this kind of reassignment is done informally at a local level, where HR isn't involved and a new job record isn't created. Companies may have specific rules about how long an employee may be borrowed/loaned, how and where productive, non-productive, and compensated absence time will be charged, and what business rules to apply to the borrowed employee's time for the purpose of compensation and benefit entitlement and administration. See also Casual work Assignment.

**Bracket**

Brackets are a way to look up and retrieve database table values. After you've defined a table, the system finds a corresponding row on that table and returns the value of the bracket. The result is then available for use in other items such as formulas.

**Branch**

A tree node that rolls up to nodes above it in the hierarchy, as defined in the Tree Manager.

**Branch Of Military Service**

Identifies, if any, military service in which the employee served.

**Breadcrumbs**

Breadcrumbs show the navigation path to the current web page location. As you drill down through the different levels of the registry, a “breadcrumb trail” appears that shows the path you've selected. Each registry level is separated by an angled brace (>), and you can select any level to navigate directly back to that level.

A typical Breadcrumb would look like this:

Home > HR > Administer Workforce > Benefits

**Break Funding**

Charges assessed for mortgages that are paid off before maturity. In the Funds Transfer Pricing (FTP) application, Break Funding charges are factored into the transfer price for a loan that may be prepaid.

**Break in Service**

A period of time for which an employee does not meet stated service requirements.

**Break Price**

The price used to determine which options are eligible for repricing. For example, if the break price is \$36, then all outstanding option with a grant price of \$36 and greater are eligible for repricing.

**Break Punch**

An in/out punch of when a time reporter takes a break.

**Brokers**

Individuals or organizations who buy and sell securities. Often they are account executives who work for firms registered with the Stock Exchanges and the SEC. Unlike Transfer Agents, (who are not responsible for sales) Brokers do not maintain records on all your company's certificates. They maintain only sales records and stocks for their clients.

**BSC (Balanced Scorecard)**

See PeopleSoft Balanced Scorecard.

**Budget Activity**

A type of activity performed using PeopleSoft Budget Planning. Budget activities include Line Item Budgeting, Line Item Mass Adjustments, Budget Allocations, and Position Budgeting. PeopleSoft Budget Planning-specific.

**Budget Amount Ledger**

Stores budget amounts and is updated by posting budget entries, transfers, and adjustments.

**Budget Analyst**

A role within PeopleSoft Budgeting. Budget Analysts are typically people within an organization responsible for reviewing and analyzing a prepared budget before submitting it to the Budget Coordinator. PeopleSoft Budgeting-specific.

**Budgetary Account Only**

An account used by the system only and not by users; this type of account will not accept transactions. You can only budget with this account. Formerly called “system-maintained account.”

**Budget Category**

A set of related expenses that are accumulated for proposal budgets and reporting to a sponsor. The estimated cost for a set or class of accounts.

**Budget Category**

Numeric/alpha identification given to each category of positions.

**Budget Center**

In PeopleSoft Budgets, any entity responsible for producing or reviewing budget data. For example, a Budget Center might be the individual departments responsible for producing budgets.

**Budget Center Dimension**

In PeopleSoft Budgets, the dimension by which you distribute budget data. If you budget by department, your department dimension will be your Budget Center Dimension. You'll assign Budgets Users to the nodes and detail values on the tree you use to build your Budgets Center Dimension.

**Budget Check**

In commitment control, the processing of source transactions against control budget ledgers, to see if they pass, fail, or pass with a warning.

***Budget Check Override***

Selective suspension of Budget Processing. With this feature you can override the controlled budget for a transaction that failed budget checking due to insufficient funds; or override the tolerance limits for a transaction rejected due to exceeded tolerance limits. When you push the Override button, the system flags the transaction to allow the Budget Processor to process successfully regardless of available funding. You can cancel the override any time before the Budget Processor is run by clicking the Cancel Override button.

***Budget Control***

In commitment control, it ensures that commitments and expenditures don't exceed budgets. It enables you to track transactions against corresponding budgets and abort a document's cycle if the defined budget conditions are not met. For example, you can prevent a purchase order from being dispatched to a vendor if there are insufficient funds in the related budget to support it.

***Budget Coordinator***

A role within PeopleSoft Budgeting. Budget coordinators are responsible for monitoring the budget process. The Budget Coordinator is typically located within an organization's central budget office and builds the budgeting model. PeopleSoft Budgeting-specific.

***Budget Detail***

A level of itemization that when combined makes up a major budget category.

***Budgeted Rates***

In PeopleSoft Activity-Based Management, the rate your organization uses based on the budget.

***Budget Error Exception***

A transaction that fails budget checking, causing an Error or Warning to be issued. See **Error Exception** and **Warning Exception**.

***Budgeting Functions***

PeopleSoft Budgeting's six main action categories, including: system administration, budgeting setup, budgeting preparation, budgeting analysis, data integration and my profile. Your user role determines how many of these functions display and are available.

***Budgeting Model***

The framework for an organization's budget development process. Business unit defines a Budgeting Model. The Budget Coordinator typically defines the model and includes the time period of a budget cycle, time period for phases within a budget cycle, the sources of data that will be available to budget users, the methods that will apply to line-item budgets, and other budget options and control parameters. PeopleSoft Budgeting-specific.

***Budgeting Type***

Associated with the budget ledger type set definition, a budget type is an indication of whether the organization uses a standard budget ledger, project budget ledger, or controlled budget ledger for budgeting.

***Budget Justification***

Written explanation further defining the what and why of a budget category.

***Budget Period***

The period in which you define plans to meet your organizations training requirements.

The interval of time (such as 12 months or 4 quarters) into which a period is divided for budgetary, and reporting purposes. The ChartField allows maximum flexibility to define operational accounting time periods without restriction to only one calendar.

***Budget Phase***

In PeopleSoft Budgets, a span of time during which a budget or portion of a budget is to be completed. You'll filter dimensions, assign alternate Budgets Users, enable Position and Asset budgeting, and specify Budgets User notification options at the Phase level.

***Budget Plan***

In PeopleSoft Workforce Rewards, when working with a Compensation Planning BAM model. A budget plan is a rollup of like compensation rules. For example, for base pay rules budget plans are a rollup of values for like Action Reasons. For variable pay rules budget plans are a rollup of the values for like Variable Compensation Plan IDs.

***Budget Preparer***

A role within PeopleSoft Budgeting. Budget preparers are typically people within an organization responsible for developing the detailed budget for a Budget Center and submitting it to a Budget Reviewer or Analyst for review and approval. PeopleSoft Budgeting-specific.

***Budget Reviewer***

A role within PeopleSoft Budgeting. Budget reviewers are typically people within an organization responsible for reviewing and approving a prepared budget submitted by a Budget Preparer. PeopleSoft Budgeting-specific.

***Budget Seeding***

Represents a new budget or forecast, such as historical data that is manipulated to develop a more current representation for a proposed budget. Uses detail data as the budget seed or basis to create the base budget that represent the level of detail in which budget numbers are prepared.

***Budget Translation Trees***

Trees translate (summarize) source transactions into the appropriate levels for processing against control budgets. This is because you usually budget above the level of your source transaction ChartFields on a tree.

***Budget Type***

Indicates whether a budget is for expenditures or revenues.

***Budget Warning***

See **Warning Exception**.

***Budgets User***

In PeopleSoft Budgets, any user who needs to gain access to the Budgets. You'll designate Budgets Users on the Budgets Users page through the Coordinate Budgets window. You'll also assign these users to the tree representing your Budget Center Dimension.

***Budget View***

A user-defined view where selected dimensions, columns and rows of data determine the layout of line-item budgets affecting the view or entry of data.

***Budget Year***

The institutionally defined, consecutive, 12-month period to which a financial transaction or summary applies.

***Build Option***

A detailed PeopleSoft Planning model that specifies a method of building an assembly item. This model specifies the routing, resources, and materials that are necessary to produce the item.

***Built-in function***

Prior to PeopleTools 8.0, there were only built-in functions, like FetchValue, ScrollSelect, etc. A built-in function, in your code, is on a line by itself, and doesn't (generally) have any dependencies. You don't have to instantiate anything before you can use a built-in.

***Business Interlink Definition***

A definition encapsulating an external Transaction or Query and providing a set of generically typed input/outputs that can be assigned to PeopleCode variable or Record Fields at runtime. A Business Interlink Definition is added to the Application Designer's objects at the same level as Fields, Records, Panels, etc.

***Business Interlink Design-Time Plug-in***

An XML file that, when coded for an external system, encapsulate that external system and provide a catalog of Transactions, Classes and Criteria specific and meaningful to that external system.

***Business Interlink Framework***

The framework for integrating any external system with PeopleTools application objects. It is composed of the following components:

1) An External System, 2) Generic definitions for a Transaction/Query command interfaces, 4) Business Interlink Definitions, 4) Business Interlink Plug-in.

***Business Interlink Object***

An instantiation based on a Business Interlink Definition. Actual data can be added to the inputs of the Business Interlink Objects once the appropriate bindings are provided. The Business Interlink Object can be executed to perform the external service. Once a Business Interlink Object is executed, the user of that object can retrieve the outputs of the external service. The Business Interlink Objects use buffers to receive input and send output. When a Business Interlink Object is executed, the transaction/query/class associated to the Business Interlink Object will be executed once per each row of the input buffers corresponding to the input Records. If there is only one row, after appropriate substitution by the driver, it is executed only once.

***Business Interlink Runtime Plug-in***

A set of C++, Visual Basic, or other high-level language methods that, when coded for an external system, encapsulate that external system and provide the execution methods to match the Business Interlink Design-Time Plug-in. (The catalog of Transactions, Classes and Criteria provided by the Design-Time Plug-in can also be provided by the Runtime Plug-in.)

***Business Objects***

A way of identifying those mass changes that have been designed to be referenced by a flexible formula and provide them with a shorter name to simplify the creation of flexible formulas.

***Business Planning***

The type of planning that focuses on elimination activities that are not needed by changing the drivers.

***Business Rules***

Rules that can process information differently depending on the values of data in the PeopleSoft Enterprise Warehouse.

**Business Unit**

A corporation or a subset of a corporation that is independent with regard to one or more operational or accounting functions. PeopleSoft General Ledger business units typically comprise individual entities for accounting purposes.

Business units in PeopleSoft Projects represent operational structures but not necessarily independent financial units.

PeopleSoft Payables business units are either *Vouching* (have payables accrued to them) or *Charge to* (have voucher expense distributions charged to them), and pass journals to general ledger units.

PeopleSoft Purchasing business units share vendor, purchase order, and receiving information with PeopleSoft Payables units in the same SetID.

A PeopleSoft Inventory business unit is a storage facility that maintains its own replenishment and costing methods, as well as its own definitions and guidelines.

The Manufacturing business unit must be identical to the Inventory business unit in order to link the manufacturing and inventory processes.

The Order Management business unit controls certain order processing parameters (tax and freight calculation methods, base currency, credit card hold options, and so on) for its associated PeopleSoft eStore and Mobile Order Management merchant variants.

**Business Unit Audit List**

One or more business units specifically targeted for expense report and cash advance audits.

**Buying Agreement**

You can structure flexible and easy-to-use buying agreements for customers or groups of customers. You can set up maximum amounts and specify the minimum dollar value per order placed against it. You can automatically generate sales orders or create sales orders online from buying agreements. Rebate and penalty calculations can be implemented for buying agreements.

**C****Cafeteria-Style Benefits**

Any programs offering several benefit plans from which participants make elections. Cafeteria-style benefits may or may not include flexible credits.

**Calculation**

In PeopleSoft Pension Administration, the determination of a participant's pension benefit.



**Calculation Rule**

Criteria for calculating benefits, including as-of dates for age, service, premium, and coverage calculations; rounding rules; and minimum and maximum coverage amounts. Any number of program and plan combinations can use a single set of calculation rules.

**Calculation Rule [Global Payroll]**

Any rule you develop using combinations of elements to command the system to perform a type of calculation.

**Calendar**

In PeopleSoft Manufacturing, a list defining the days your enterprise is available and the hours of operation for each day. The system first looks to see whether you are using a work center specific calendar. If none is defined, it looks at the production calendar. If no production calendar is defined, planning and scheduling functions base start and due dates on a five-day workweek.

In PeopleSoft Demand Planning and Inventory Planning, a list defining the start and end dates for each time-phased period. It also contains daily weights for distributing raw data into different period buckets.

In PeopleSoft General Ledger, your accounting calendar defines the time periods to which you post transactions for different ledger group and business unit combinations. You can have multiple calendars, so you can keep a calendar for actuals, another for budget and forecast activity, and still others for special reporting or transitional needs.

**Calendar Group ID**

Allows you to group together multiple Calendars that you want to run together at the same time. It also controls the order in which the Calendars are processed. You can only group calendars together that are for the same country (based on pay entity country).

**Calendar Scope**

A time period type (Day-Factored, Month-Factored, or Week-Factored) for use in building your time period calendar.

**Canada Academic Teaching Surveys**

Statistics Canada requires that all Canadian universities (all degree granting institutions) produce full-time and part-time *Canada Academic Teaching Surveys*. These reports are a legislative requirement. PeopleSoft HRMS 8 provides you with the functionality to code HRMS information using Statistics Canada codes and create both the full-time and part-time Academic Teaching Surveys.

**Canadian Industrial Sector**

The Canadian industrial classification code with which employees are associated for Canadian employment equity reporting purposes.

**Canadian National Occupational Classification (NOC) Codes**

NOC codes are occupational classification codes for Canadian companies provided by the government.

**Canadian Standard Occupational Classification (SOC) Codes**

SOC codes are occupational classification codes for Canadian companies provided by the government.

**Cancellation**

A process that terminates stock fulfillment requests, allowing reserved and allocated items to be returned to inventory.

**Cancellation**

In the context of an employee stock plan, a transaction (usually triggered by a specific event, such as a termination of employment) in which outstanding securities are declared void and inactive and returned to the pool of securities reserved for issuance under the plan or retired.

**Candidate Keys**

In PeopleSoft Demand Planning, elements of data that can be used to construct the **Forecast Item** key field at different levels of the forecast.

**Capacity Rate**

A rate you assign to a capacity cost object. This enables you to track and report on excess capacity.

**Capacity Fence**

A time fence that indicates that date and time after which PeopleSoft Enterprise Planning or Production Planning solvers ignore capacity violations. The solvers do not use this date in processing capacity violations.

**Capacity Multipliers**

A multiple used in PeopleSoft Enterprise Planning and Production Planning to determine the available capacity on a resource. Since a capacity multiplier is effective-dated, you can use it to vary the resource's available capacity over time.

**Capital Acquisition Plan (CAP)**

A method of projecting and tracking capital expenditures for a project. Budgeted assets and actual expenditures can be associated with a CAP Plan so the owner can track planned against actual costs.

**Capital Gain**

The difference between an asset's purchase price and selling price, when the difference is positive. Capital gains can be either short-term (where the capital asset was held for 12 months or less) or long-term (where the capital asset was held for 12 months or more).

**Capital Gains Tax**

A tax on profits from appreciation in owned real property, recognized at the time the property is sold; real property includes owned company shares.

**Capitalization**

The total types and amount of the outstanding securities that have been issued by a corporation. Generally includes both equity and debt securities.

**Capital Markets Instrument**

In the financial services industry, Capital Market Instruments are assorted financial instruments issued by organizations to raise capital for funding operations. Participants are made up of interested parties that choose to supply or acquire the capital funding through such vehicles. Derivatives, debt instruments, equities and foreign exchange instruments that are traded in highly liquid markets represent the instruments. In the PeopleSoft financial analytic applications, Capital Market securities refer to instruments that are bought/sold by the institution for its own investment account. The capital markets set the product prices and interest rates.

**CAP Sequence Number**

The number that distinguishes a small project belonging to a CAP plan. Budgeted assets can be associated with an overall CAP Plan and a CAP Sequence, if that level of detailed tracking is desired.

**Carry-Forward**

Residual contributions that remain in a stock purchase participant's account after the purchase of shares that are used toward future purchases.

**Carrying Cost**

In PeopleSoft Inventory Planning, a value that shows the cost associated with holding a dollar of inventory for one year. The value is presented as a percentage.

**Case Officer**

In Germany employees in your company are designated as Case Officers, and have responsibilities for handling health and safety incidents.

**Cash Balance Accounts**

The PeopleSoft Pension Administration function that tracks the activity in an employee's hypothetical account under a cash balance plan.

**Cash Balance Plan**

A defined benefit plan designed to look like a defined contributory plan. The plan periodically credits a percentage of pay to each employee's hypothetical account.

**Cash Compensation**

In PeopleSoft Workforce Analytics, Cash Compensation is a component of direct compensation. Cash Compensation consists of direct cash payments made to an employee for base compensation and short-term variable compensation.

**Cash Exercise**

At the time of exercise, the optionee is required to pay in cash the total option price plus any withholding taxes due to the company.

**Cash Flow Generator**

This is a support module for the PeopleSoft financial services analytic applications. It generates actual and projected cash flows for financial instruments by using output from the other support modules, such as loan prepayment rates, deposit runoff rates, product pricing indices, discount rates, and product definitions (such as start and end dates, balance amount, interest rate, term, payment dates, repricing and compounding frequency, and accrual basis) to generate the cash flows. The Financial Performance Measures module accesses the cash flow results to calculate the required financial measures.

**Casual Preparer**

An additional user role at the lowest level of budget preparation for a budget center. This user performs the same activities as the Budget Preparer role when access is granted. The system does not, however, enable the Casual Preparer role to define their own private views for line-item budgeting.

**Casual Work Assignment**

The temporary assignment of an employee to a work position or location to meet the needs of the business. Typically, there is no Human Resource activity to support the work assignment (that is, a new Job record is NOT created). Often compensation rules that accrue to the temporary assignment override the compensation rules that apply to the employee's normal work assignment. See also Borrow/Loan.

**Catalog**

The list of transactions, classes, and queries used to interface to the external system. Integration users are presented with this list when they pick the type of Business Interlink Plug-in they are going to use. There are four types of catalogs: transaction, class, operator, and configuration parameter.

**Catalog**

A way of organizing your training courses into classifications for increased flexibility. Catalogs consist of categories and subcategories.

**Category**

Categories are the primary level of a two-tier structure of training courses. Categories can consist of subcategories that provide further course definition.

**Category Tree**

A hierarchical structure that groups products by category to control how they are displayed in PeopleSoft eStore web pages. Used also by Mobile Order Management to enable product information to be accessed by a wireless device.

**CBM**

See PeopleSoft Customer Behavior Modeling.

**Census Metropolitan Area (CMA) Code**

In Canada this code is prescribed by the government and refers to the area of an urbanized core with a population of at least 100,000.

**Central Personnel Data File (CPDF)**

Two types of reporting made by agencies to the OPM include the Dynamic and Status files (quarterly and monthly, respectively) covering a range of employee personnel/payroll data.

**Certain and Continuous Payment Option**

A form of pension payment where the benefit is paid out for the lifetime of the participant with a specified number of payments guaranteed so that a beneficiary will receive payments until the end of the guarantee period if the employee dies before the guaranteed payments are complete. For example, under a ten-year certain and continuous payment option, a retiree who lives less than ten years receives payments until death, then the retiree's beneficiary continues to receive payments for the remainder of the ten year period. A retiree who lives longer than ten years continues receiving payments after the ten year period until death. Also known as a "Term Certain and Continuous" payment option.

**Certain Only Payment Option**

A form of pension payment where the benefit is paid out entirely over a specified period of time—usually five, ten, or fifteen years—with no ongoing payments after the specified period. If the retiree dies before payment period is over, the remaining payments are made to a beneficiary. Also known as a "Term Certain" payment option.

**Change To Lower Grade**

- For positions under the General Schedule or under the same wage grade schedule, a change-to-lower grade changes the employee to a lower grade; and
- When both the old and new positions are under the same type ungraded wage schedule, or in different pay-method categories, a change-to-lower grade changes the employee to a position with a lower rate of basic pay.

**Charge Out**

A **Material Issue** used when the item is scheduled for future return.

**ChartField**

A field storing a chart of accounts, resources, and so on, depending on the PeopleSoft application. ChartField values represent individual account numbers, department codes, and so forth.

**ChartField Balancing**

PeopleSoft enables you to set up ChartFields and indicate that you want specific ChartFields to match (balance) on the debit and the credit side of a transaction. When you work with Controlled Budgets, the Fund and Budget Period are already set up in the system to balance (match). For example, suppose you want to balance by Class and Program. You indicate that these on a panel that these ChartFields are required, along with Fund and Budget Period which should already be selected. When you enter a transaction, you must enter the same Class, Program, Fund, and Budget Period ChartFields on both sides of the accounting entry, but you can modify any ChartFields, other than these four, on the user-defined line. The system always requires that total debits equal credits.

**ChartField Combination Edit**

Also called *Combo Edit*. The process of editing journal lines for valid ChartField combinations based on user-defined rules.

**ChartKey**

One or more fields that uniquely identify each row in a table. Some tables contain only one field as the key, while others require a combination.

**ChartViews**

Charts of data in the model, presented through the Worksheet which retains the ability to drag dimensions on the chart as desired.

**Check In/ Check Out**

The process of retrieving planning activities from the BAM database (check out) and posting changes and results back into the database (check in).

**Child**

A node or detail on a tree linked to another, higher-level node (referred to as the parent). Child nodes—projects, customers, and so on—can be rolled up into the parent. A node can be a child and a parent at the same time depending on its location within the tree.

**Child**

A node or detail of a tree linked to another, higher-level node referred to as the parent. Child nodes can be rolled up into their parent. A node can be a child and a parent at the same time depending on its location within the tree.

**Chunking**

Chunking is a PeopleSoft Enterprise Warehouse mechanism that makes voluminous processing easier through the use of multiple small parallel processes. By enabling chunking, multiple jobs are spawned from one Jobstream. These jobs run in parallel (behind the scenes) to process data efficiently.

**Citizenship Code**

Numeric indicator as to whether the employee is a U.S. citizen or a foreign national serving in the U.S. The codes are:

- citizen
- other

**Civil Service Retirement System (CSRS)**

A retirement plan available to employees of the federal government. CSRS covers all employees appointed to a position in the federal government before January 1, 1984. Coverage includes a basic annuity plan with employee contributions and the Medicare Hospital Insurance component (1.45%) of the Social Security tax.

**Class catalog**

Lists classes used to interface to an external system. A class contains data members of basic types and/or objects that are typed after another class. A Class can also contain lists of basic types or objects.

**Class ChartField**

A ChartField value that identifies a unique appropriation budget key when you combine it with a Fund, DeptID, and Program Code as well as a Budget Period. Formerly called “sub-classification.”

**Classification Code**

Need App A code that categorizes an engineering change. Example classification codes include the following: Mandatory, Optional, Upgrade, Quality, and Safety.

**Clock Hour Reporting**

Method of reporting time by recording actual times in and out (start and stop) (see Time Reporting).

**Clone**

To create a unique copy of an object. When used in PeopleCode, clone will always mean to make a unique copy. Copy, on the other hand, may or may not mean making a unique copy. Copy may mean making a new reference to an object, so if the underlying object is changed, both the copy and the original change.

**Cloning**

The process that enables you to copy run controls to create employee schedules from existing Run Control ID's that have already been executed and saved.

**Close Date**

The date in which time entry is no longer allowed for a given pay period. Defined as an offset number of days to the pay period end date.

**Close Price**

The price of the final trade for a security at the end of the trading day.

**Closure Calendar**

A calendar that establishes closure dates for shipping, receiving, and materials management operations for a specific **Business Unit**. Typically, application processes account for these closure dates when determining Lead Time and dates for anticipated fulfillment processing dates (scheduled shipment dates, scheduled arrival dates, and lot retest dates, for example).

**CMA (Census Metropolitan Area) Code**

In PeopleSoft Workforce Analytics, the CMA code is prescribed by Statistics Canada, and refers to the main labor market area of an urbanized core with a population of at least 100,000.

**COBRA (Consolidated Omnibus Budget Reconciliation Act)**

In PeopleSoft Workforce Analytics, this refers to legislation that requires employers to offer continued health care coverage to employees, and their dependents, who lose benefits coverage under certain defined conditions such as voluntary termination, divorce, becoming an overage dependent, or retirement. Any individual, whether employee or dependent, that is covered under a health plan at the time of a qualifying event, has the option to elect COBRA coverage.

**Codepage**

One character set.

**Collection**

To make a set of documents available for searching in Verity, you must first create one or more collections. A collection is set of directories and files that allow search application users to use the Verity search engine to quickly find and display source documents matching various search criteria. A collection is a set of statistics and pointers to the source documents, stored



in a proprietary format on a file server. Since a collection can only store information for a single locale, PeopleSoft maintains a set of collocations (one per language code) for each search index object.

***Combined Federal Campaign (CFC)***

A vehicle used by federal employees to contribute to a charity or charities of their choice.

***Commercial-Off-The-Shelf (COTS)***

Equipment or software that is currently sold commercially to at least one customer.

***Commission Tax Method***

A payroll tax calculation method that adds year-to-date earnings to earnings for this pay period and finds the annualized gross by multiplying by the number of pay periods in the year; the gross is then divided by the number of tax periods specified on the paysheet. This method is used for Canadian processing only.

***Commitment Control***

Commitment control includes budget control and commitment accounting functionality.

***Common Shares Issued and Outstanding***

Represents the residual ownership interests in the corporation. This is the composite number of shares available and tradable on the open market.

***Community Background***

In the United Kingdom Community Background refers to the religious category, such as Catholic or Protestant, of employees, job applicants or appointees. See the Northern Ireland Report for more information.

***Compa-Ratio***

In PeopleSoft Workforce Analytics, Compa-Ratio is most commonly defined as the relationship between current pay and the midpoint calculated as:  $(\text{Incumbent Pay}/\text{Midpoint}) * 100$ . Usually expressed in whole numbers, or in percentage form by dropping the multiplication operation. Much less common is the use of a compa-ratio calculation as:  $\text{range midpoint}/\text{market rate}$ .

***Compensation Frequency***

In PeopleSoft Workforce Analytics, this is the frequency at which a job is paid. This is the value you use for reporting or quoting pay. Examples include Annually, Monthly and Weekly.

**Compensation Planning**

In PeopleSoft Workforce Analytics, this is the process through which employee compensation plans are defined, and compensation budgets are allocated throughout an organization. Major components of compensation planning include designing pay structures, setting individual pay levels, and budgeting and forecasting compensation spending.

**Compensation Rate**

In PeopleSoft Workforce Analytics, this is the compensation rate for a job. This is the rate the company uses for quoting and reporting pay.

**Comp time (compensatory time)**

A PeopleSoft Time and Labor-managed employee benefit where time off is granted in exchange for time worked based on customer-defined criteria; is associated with an expiration and is used as reported time (see Attendance).

**Compensation**

The process by which a worker is remunerated for services rendered to, or work performed on behalf of a business entity.

**Compensation Package**

All of the base and non-base components on a job row.

**Compensation Rules**

Business methodology or logical process that is applied to reported time in order to determine payable time (see Time Administration).Competency

In PeopleSoft Workforce Analytics, Competency is a knowledge, ability, skill, accomplishment, or National Vocational Qualification (NVQ).

**Competency Inventory**

All of the roles, tasks, competencies and accomplishments possessed by the workers in the current workforce. This data is migrated from internal source systems into the data warehouse tables of the PeopleSoft Enterprise Warehouse.

**Competency Strategy**

The type and number of roles, tasks, competencies and accomplishments essential to accomplishing a business scenario based on your strategic business goals.

**Competitive Appointment**

An appointment to a position in the competitive service following open competitive examination or under direct-hire authority. The competitive examination, that is open to all applicants, may consist of a written test, an evaluation of an applicant's education and

experience, and/or an evaluation of other attributes necessary for successful performance in the position to be filled.

***Competitive Service***

All positions as defined by 5 USC 2102 in the executive branch of the Federal Government are in the competitive service unless they are specifically excluded from it. Positions in the legislative and judicial branches are outside of the competitive service unless they are specifically included.

***Compress***

The act of placing a Planning task as early as possible in the schedule without violating any constraints.

***Compressed Split***

In PeopleSoft Demand Planning, an optional function that allows a split database to be compressed so it can be transferred to an account manager's computer.

***Concurrent Offerings***

Multiple stock purchase offerings that are active and outstanding at the same time. The end date is measured from the employee's grant date.

***Concurrent Processing***

The situation in which you run multiple batch processes at a time. In PeopleSoft Benefits Administration, for example, simultaneous open enrollment and event maintenance qualifies as concurrent processing.

***Configuration Code***

A unique 50-character identification code that accurately tracks and costs inventory with the PeopleSoft Product Configurator. It corresponds to a lot number for a non-configured item.

***Configuration Costing***

The overall process of reviewing and evaluating anticipated cost data for a configured item.

***Configuration parameter catalog***

Used to configure an external system with PeopleSoft. For example, it might set up configuration and communication parameters for an external server.

***Consolidate Assets***

In PeopleSoft Asset Management, the process of consolidating multiple load lines, usually coming from a separate application, into one asset.

**Consolidate Depreciation**

In PeopleSoft Asset Management, the process of summing all open Add and Adj transactions by transaction type, **Transaction Date**, and accounting date for all composite members reporting to one composite asset.

**Consolidated Bill**

A grouping of bills gathered together for invoice presentation. The bills belonging to a consolidated bill are invoiced and printed together, with a page summarizing the bills as a group.

**Consolidations**

The PeopleSoft Pension Administration functions that accumulate hours, earnings, and pension contributions based on payroll data.

**Consolidations-Elimination Set**

A related group of intercompany accounts that is processed during consolidations. Once eliminated, this group of accounts should normally net to zero.

**Constraint**

A limit to a schedule, that, when violated, must be repaired to produce a valid schedule. User-configurable Planning constraints include Missed Request Dates, Missed Promise Dates, BI Shortages, RM Shortages, Capacity Overloads, Missed Inventory Targets, Changeovers, and Excess Inventory. See also **Temporal Constraint**.

**Constraints**

In the PeopleSoft Enterprise Warehouse, a constraint can consist of one or more filters and is used to define complex business logic. Constraints are based on DataMaps.

**Consumption Pattern**

In PeopleSoft Activity-Based Management, an attribute used to describe how an activity interacts with the cost objects to which it has been assigned. A unit type activity can expect to be performed on a regular basis so that each time a product is produced. A batch type activity may only be performed periodically for a given range of transactions. For example, each time a machine is setup to produce another product type. Sustaining type activities generally occur to support the overall operation of a company unrelated to products produced or customers served.

**Contact**

A person associated with a Customer ID. Contacts can be internal contacts or external contacts. Internal contacts are your employees who manage the relationship with your customers, from handling billing inquiries to product/warranty questions, to basic product/service questions. Interactions with customers can be recorded via PeopleSoft Conversations. Self service interactions can be recorded through PeopleSoft Contact Us. External contacts are your customer's representatives who can access self-service transactions

and receive documents such as sales order acknowledgements. Contacts must have a User ID to access self-service transactions.

**Contact Us**

A method by which customers and unregistered guest users send email messages to specific addresses or members of the merchant's organization. Merchants can also define automatic response messages.

**Container**

An Inventory stock unit for receiving, putaway, bin to bin transfers, picking, shipping, adjustments, and physical accounting. Each container is associated with a unique container ID.

**Content Reference**

Content references are pointers to some kind of content registered in the portal registry. These are typically either URLs or iScripts. Content references fall into three broad categories: target content, templates, and template pagelets.

**Contextual reference**

PeopleCode refers to a row or buffer field determined by the current context; that is, the context in which the PeopleCode program is currently executing.

**Contingent Beneficiary**

In PeopleSoft Pension Administration, any non-spouse pension beneficiary, including a child, other relative, or a trust. Spousal consent is required in order for an employee to name a contingent beneficiary.

**Contracting Officer (CO)**

Individual who has the authority and the official responsibility to produce a sound acquisition document.

**Contracting Officer's Technical Representative (COTR)**

Individual responsible for monitoring a contract and its associated tasks and deliverables.

**Contractor**

Any individual or non-employee reporting time that will not be paid through the payroll system.

**Contribution**

Represents money a stock purchase participant elects to contribute to the plan. Contributions are deducted from the participant's paycheck and used to purchase stock pursuant to the offering and purchase period they are enrolled.

**Contributory Plan**

A Pension plan to which employees contribute. Contributions are typically a percentage of pay deducted from the employees' paychecks.

**Control Budget**

Commitment control enables you to establish budgets that provide extensive, active budgetary controls over transactions, rather than just passively recording transactions.

**Control ChartField**

A control ChartField is a key ChartField that you designate to be the control field. Designating a ChartField as the control allows you to set attributes for a specific value of the ChartField that are different from the attributes specified for the budget type in general. For example, if the tolerance for a Projects budget type is set to 10% in general, you can override this value, making it higher or lower for specific projects.

**Control Group**

A mechanism to relate vouchers together for the purpose of controlling voucher input into PeopleSoft Payables. Generally used for assigning vouchers to data entry personnel and for reviewing input.

A set of parameters that determines the major forecast process options. The Control Group code is assigned to a group of **Forecast Item** and controls the forecast development and tracking for each item in the group.

Control groups are used by the Analytic Forecast Component to govern particular properties of the forecast rule, such as what accuracy to expect and what statistical method to apply. Forecast elements are assigned to exactly one control group. They manage differences among forecasts within a set.

**Control Hierarchy**

The relationship between business units, origins, vendors, and control groups in PeopleSoft Payables that defines which processing data will be automatically entered on each voucher.

**Control Number**

A sequential identifying number used to identify an exercise.

**Control Plan**

In PeopleSoft Quality, a plan that brings together application, measurement, and control and response criteria for a specific product and process.

**Conversation**

Any notes, transcript, or detail of a telephone call between an employee and a customer. Conversations may be tied to items, payments, purchase orders, document references, or bills of lading.

**Conversion data profile**

A conversion data profile takes the values from a particular PeopleSoft database table (such as the table holding bank transaction codes) and specifies how that value appears in PeopleSoft Business Documents.

**Conversion data profile**

A conversion data profile takes the values from a particular PeopleSoft database table (such as the table holding bank transaction codes) and specifies how that value appears in PeopleSoft Business Documents.

**Conversion Loader**

A sample SQR delivered with PeopleSoft Asset Management that transfers data from multiple fixed-length ASCII files into sample, relational conversion tables.

**Copy Bill**

In PeopleSoft Billing, the online environment providing for the replication of a single bill, generating a new bill with its own unique invoice number.

**Core Functionality**

Core functionality is the set of information in PeopleSoft HRMS that is common to your entire global workforce tracking needs—and is always displayed on the primary page.

**Core hours**

The hours a workday, workweek or pay period in which a time reporter must be present for work in a flexible work schedule (see Scheduling).

**Corporate Account**

In PeopleSoft applications, this is equivalent to the Account (ACCOUNT) ChartField. The term is used to make a distinction between the chart of accounts typically used to record and report financial information for management, stockholders, and the general public, as opposed to a chart of statutory (Alternate ) accounts required by a regulatory authority for recording and reporting financial information.

**Corporate Reporting**

Companies with more than \$10 million in assets whose securities are held by more than 500 owners must file annual and other periodic reports. Publicly held companies are required to file documents with the SEC which include:

- Registration statements for newly-offered securities
- Annual and quarterly filings (Forms 10-K and 10-Q)
- Proxy materials sent to shareholders before an annual meeting

- Annual reports to shareholders
- Documents concerning tender offers (a tender offer is an offer to buy a large number of shares of a corporation, usually at a premium above the current market price)
- Filings related to mergers and acquisitions

### ***Corporate Repurchase***

When a corporation elects to repurchase some of its own securities. This reduces the Common Shares Issued and Outstanding. Typically, used to improve the valuation of the company's common securities outstanding as well as the Earnings Per Share (EPS).

### ***Correction to IRR***

An IRR type used when corrections need to be made to an original IRR that has already been submitted to the Office of Personnel Management (OPM). Federal employees covered by the CSRS retirement plan require SF-2806-1. Federal employees covered by the FERS retirement plan require SF-3101. A Correction IRR is also used if original retirement deductions were over-reported. See also Individual Retirement Record (IRR).

### ***Correspondence Customer***

A customer to whom all correspondence (statements) is addressed, often a corporate customer receiving correspondence for associated child customers.

### ***Cost Accounting***

A method where business costs are accumulated and distributed to products, processes, or discrete undertakings on an equitable basis. There are a variety of cost accounting methods, but they all share the same basic functions: classifying costs, recording costs, allocating costs to products or activities, summarizing and reporting costs to management. Cost accounting requirements and financial accounting requirements are not necessarily synonymous.

### ***Cost Assignment***

Resources assigned to cost objects or activities.

### ***Cost Basis***

Typically, this refers to the original price of an asset used in determining capital gains. However, in the case of death of an optionee, the appraised value of the asset at the time of death is the cost basis.

### ***Cost Center***

A Time and Labor Business Unit, in which all related costs attributable to some center within a business (such as an activity, an organization, or a program), are segregated for accounting or reimbursement purposes.



**Cost Element**

See **Inventory Cost Element** and **Manufacturing Cost Element**.

**Cost Flow**

Determines how depletions will occur for purposes of costing a transaction. Cost flows available include Specific Lot ID, Specific Serial ID, FIFO, and LIFO.

**Cost Objects**

Cost objects represent cost information about products, customers, and channels. They are the final results of the activities performed by your business, representing the focal point of costing and profitability analysis. Examples are products, customers and channels. They are the final results of the activities performed by your business. Your model's resources and activities are linked to the cost objects. They are often the focal point of profitability analysis.

**Cost of Capital**

An attribute used to describe the behavior of a particular cost object. A primary cost object is typically the main focus of the activity-based management analysis. This may be a product, customer or channel that you wish to calculate cost for. A support cost object may be used in a similar manner but may be further allocated to other support cost objects or primary cost objects.

**Cost Of Living Allowance (COLA), Non-Foreign**

A cost-of-living allowance payable to an employee at a location in a non-foreign area where living costs are substantially higher than those in the Washington, DC area.

**Cost Profile**

A combination of a receipt cost method, a cost flow, and a deplete cost method. A profile is associated with a cost book and determines how items in that book are valued, as well as how the material movement of the item is valued for the book.

**Cost Profile Group**

A grouping of items for the purpose of costing transactions and valuing inventory for a given book. Assigning an item to a cost profile group determines the books used by the item when accounting for that item.

**Cost Roll-up**

A process for calculating item costs. Cost roll-up provides a summation of all of the costs associated with the bill of material structure and the routing used in producing the item.

**Cost Row**

A cost transaction and amount for a set of ChartFields.

**Cost Template**

A collection of cost components that you can apply to a group of purchased items.

**Cost Type**

A user-defined method of categorizing item costs in Manufacturing for simulations and what-if analysis. Examples of cost types include current costs (which reflect the item's current bill of material or routing), proposed costs (which could be used in preparation for the next standard cost period), or activity-based costs (which include costs for items that consume a given activity).

**Cost Version Type**

A combination of cost types and cost versions used in cost rollups. Valid values include production (rolls up only manufacturing data and uses only the primary BOM and routing, each with a code of 1), engineering (can roll up with either manufacturing or engineering data, with any combination of BOM/routing codes), or simulation (only rolls up with manufacturing data, but can use any combination of BOM/routing codes).

**Count Grade**

A user-defined evaluation of a counting event.

**Count Point**

A predefined step on a routing or operation list where you can gather operation completion information. You define the appropriate points on the routing, record completions at these count points, and the system automatically backflushes the prior operations. This is only used on production IDs.

**Counts**

Count elements allow you to count the number of days or hours from a specific period of time. Counts are used primarily during proration calculations, but can potentially be utilized in other situations as well.

**Court-Ordered Benefits Coverage**

As prescribed in Title 5, United States Code and Title 5, Code of Federal Regulations, court orders that stipulate that an employee must continue or begin the coverage features for all employee benefits must be enforced. Federal employees are mandated by court orders to continue covering or begin covering their former spouses and/or children under their federal employee benefit programs (health, life, and thrift savings).

**Court-Ordered Garnishments**

As prescribed in Title 5, United States Code and Title 5, Code of Federal Regulations, court orders enforcing child support, alimony, or collection of commercial indebtedness are served on the appropriate entity within the Federal agency and implemented as offsets against the employee's salary.

**Coverage**

An employee's chosen benefit plan and coverage level; that is, what sort of benefit is provided as well as the value.

**CPAM (Caisse Primaire d'Assurance Maladie)**

In France, CPAMs are the local social security offices that manage health coverage for French workers. CPAMs are regulated and established by the French government. If you're managing a French workforce you'll need to identify and track the CPAM offices that impact your enterprise.

**CRAM (Caisse Régionale d'Assurance Maladie)**

In France, CRAM is the regional social security body which oversees the running of CPAMs. CRAM offices work with companies to both prevent and compensate workers for industrial injury.

**Create Date**

The date that you extracted a deduction or offset to PeopleSoft Deduction Management or created a split deduction.

**Create Missing Items**

In PeopleSoft Demand Planning and Inventory Planning, a feature that enables automatic system generation of master records that don't exist in the system.

**Created Time**

Time collecting device time or elapsed time generated by the system based on the time reporter's schedule (see Time Administration)

**Creating Time**

The preliminary generation of time segments as close as possible to their likely values when you officially report time—so that the information on the time records is as fresh and current as possible. The system shows you time that has already been created, rather than you having to create it “on the fly” when you come in to report. The process fills in reporting day gaps as defined by work schedules.

**Credit Analyst**

A required field used in PeopleSoft Receivables, Billing, Order Management, and Deduction Management when working with items. Each item must be assigned to a credit analyst. If no credit analyst is assigned to an item, the credit analyst assigned to the customer is used as the default.

**Credit Risk Spreads**

In the financial services industry, the additional charge to a risk-free interest rate, based on a riskier credit rating.

**Credits**

See Flexible Credits.

**CREF**

Acronym for Content Reference.

**Crew Reporting**

A Time and Labor process that enables you to report the earnings which consist of one or several time reporting codes and associated quantities of hours, amounts, or units, and task information for one date under report for a user-defined crew. The system transforms the information into instances of daily time for each crew member for the entered date.

**Critical Success Factors (CSFs)**

In PeopleSoft Balanced Scorecard, things that an organization must do well or excel at to achieve its goals. One or more key factors or objectives that must be accomplished for a particular strategic thrust. Key Performance Indicators are attached to CSFs.

**CRM Warehouse**

See Warehouses.

**Cross Border Walker**

This term is used in Europe for an employee who lives near a border in one country and works in another country. Such employees are subject to different tax and social security rules.

**Cross-Plan Validation**

The process by which the PeopleSoft Benefits Administration determines enrollment prerequisites for benefit plans. You can define four types of cross-plan validation prerequisites: prerequisites based on plan types, benefit plans, dependent enrollments, and coverage percentage limits for Life and AD/D plans.

**Cross-View Reconciliation**

In PeopleSoft Demand Planning, a process that enables the balancing of forecasts between selected levels of related views with the same **Forecast Item** key. The process is used when adjustments have been made to a working view and are then required in a related view.

**Cube**

See **Multidimensional Database (MDDB)**.

**Cube View**

In PeopleSoft Demand Planning, defines the user's own view of a forecast. The parent working view and dimensions determine what forecast data is included and how aggregates are formed.

**Cumulative Tax Method**

A payroll tax calculation method that adds together year-to-date earnings and earnings for the current pay period, then annualizes the result before calculating tax. This method is useful when Payrolls vary greatly in amounts from pay period to pay period, such as in the case of sales commissions.

**Currency Calendar**

In the financial services industry, business calendars for markets outside the organization's domestic operations that reflect the foreign markets' holiday schedules.

**Currency Conversion Engine**

A PeopleSoft Enterprise Warehouse Engine that processes financial information in multiple currencies.

**Current Period**

The earliest pay period for which the close date has not passed (see Time Reporting).

**Current Period (Time and Labor)**

In Time and Labor, the employee's current pay period which will be determined via the employee's Pay Group affiliation. Although there can be only one definition of Current Period per installation, the user can change it manually.

**Current View**

A reporting screen in Time and Labor whose effective date is within the date boundaries of an employee's current pay period, and for which pay has not yet been confirmed. A *Future Time Reporting Transaction* is one that has an effective date after the last day of the employee's current pay period. An *Historical Time Reporting Transaction* is one that has an effective date before the first day of the employee's current pay period.

**Current Year**

A period for event maintenance processing.

**Curve Generator**

A supporting module (common to financial services industry applications) that enables you to construct curves used to determine appropriate interest rates for given maturities and / or time periods. You can import market data from outside sources such as Bloomberg, upload the data from a spreadsheet, or manually enter the data. You can then build configured curves from segments or combinations of other curves.

**CUSIP Number**

A nine digit alphanumeric number associated with issuers' securities. CUSIP (Committee on Uniform Securities Identification Procedures). A uniform numbering system widely used to identify specific securities and their issuers.

**Custom Statement**

A user-created logical or mathematical expression that determines information about an employee in PeopleSoft Pension Administration. Custom Statements commonly define employee groups and benefit formulas.

**Customer Inquiry**

A window containing options to review customer balances, aging, history, items, actions, and conversations.

**Customer Scorecard**

See PeopleSoft Customer Scorecard.

**Customer Tree**

A user-defined graphical representation of your current sales organization. A customer tree is used to establish and distribute funds and to determine authority levels for promotional activities.

**Cut Session**

Cut sessions are a means of dividing a course session. You use cut sessions where a course session does not run on consecutive days from start to finish, or if there are multiple instructors or locations. Each cut session has its own start/end date, location, and instructor. For example, if you have a course that runs for two days a week for a month, you would divide the course session into four cut sessions, each of which is two days long.

**Cycle Count**

A manual counting event that does not cover an entire inventory business unit. Usually includes every item (and lot, if applicable) in a location or family.

**Cycle Interval**

The number of days between cycle counts.

**Cycle Procedures**

Inventory planning tasks that need to be performed on a regular basis to ensure an up-to-date **Inventory Policy**. The tasks can be performed either at the end of a processing period or within the period, and should always be performed if the forecast or **Control Group** or **Policy Item** parameters change. Tasks include generating a policy and reviewing **Work Queue** messages.

**D*****DAT file***

A text file (input.dat) used with the Verity search engine that contains all of the information from documents that will be searchable but not returned in the results list.

***Data Elements***

Data elements, at their most simple level, define a subset of data and the rules by which to group it.

For PeopleSoft Balanced Scorecard, data elements are used as the basis for key performance indicators, and as target values for Key Performance Indicator (KPI) objects.

For Workforce Analytics, data elements are rules that tell the system what measures to retrieve about your workforce groups.

***Data Entry Access List***

Used to present a concise list of often-performed data entry tasks to a user. You can assign multiple control plans to a single data entry access list.

***Data Extract***

A report that creates a file used to transmit data to a third party on magnetic media. There is no meaningful printed output for this type of report.

***Data Loader***

Data Loader is a PeopleSoft Enterprise Warehouse utility that moves data from the Operational Data Store staging area to either the ODS reporting area or the Data Warehouse. The Data Loader utility is made up of several pages that allow you to enter Metadata to define your source and target records and your transformation rules and then perform the load by running an Application Engine.

***Data Loader Map***

Defines how to extract data from the Operational Data Store (ODS), transform it, and load to a Target Table. The target table can reside in the warehouse or the ODS layer.

***Data Manager***

A PeopleSoft Enterprise Warehouse engine that distributes revenue, expense, analytical application engine results, statistical quantities and other measures across business units, departments, products, customers and channels—any field or logical group in the chart of accounts. You can define a number of types and options within this engine. It is also used as a means of posting to the Performance Ledger.

**Data Manager Rules**

In the PeopleSoft Enterprise Warehouse, Data Manager rules use Constraints to specify the source as well as the target tables for moving, aggregating, or multidimensionalizing your engine output. Rules use Data Manager methods to enrich the PeopleSoft Enterprise Warehouse data.

See Data Manager Methods.

**Data Manager Methods**

There are several methods: Copy, GL Mapper, Prorata, Spread Even, and Tree Aggregation. Each method enables you to move and/or enrich engine output.

**Data Mart**

A Data Mart is a data structure that uses a central fact table and related dimension tables to generate a “relational cube” or directly generate an Insight report.

**Data Mart Builder**

The Data Mart Builder is a multiple Application Engine (AE) process, that is, a framework of procedural programs, that creates a Data Mart.

**DataMaps**

Information that builds upon the data captured in the TableMap records. DataMaps enable you to define a logical view of the physical PeopleSoft Enterprise Warehouse tables. DataMaps bring together information from many different tables and fields and define it all as one entity or table.

**Data Row**

Contains the entries for each field in a table. To identify each data row uniquely, the system uses a key consisting of one or more fields in the table.

**DataSet**

DataSets are used as input for various engines and processes, for instance, the Analytic Forecasting component, the Data Manager, user defined functions, drivers in Activity-Based Management, and data elements in the Key Performance Indicator Manager. DataSets provide a user defined set of information to the engines. DataSets use Constraints to restrict used columns and restrict returned rows. Each DataSet is created by a process specific setup. However, the underlying logic is the same, enabling you to more easily understand the functional aspects of the process.

**Data Warehouse**

A large database containing data summarized from one or more transactional systems, optimized to support the analysis needs of the enterprise. An ideal data warehouse contains all the data necessary to make business decisions. Users analyze the data in the warehouse using Online Analytical Processing (OLAP) tools and ad hoc query/reporting tools. An increasing



number of organizations have "virtual" data warehouses, where the data warehouse is not one physical database, but rather a collection of specialized (and distributed) data marts.

*See also* PeopleSoft Enterprise Warehouse.

### **Data Warehouse Tables**

Data Warehouse tables act as the portal for getting data into the PeopleSoft Enterprise Warehouse from PeopleSoft, OLTP applications or other "outside" sources. These tables are used:

- As targets for loading operational data.
- For error detection and handling
- For data validation.
- For aggregation.

### **Database Alias**

The PeopleSoft Pension Administration utility that looks up employee data.

### **Dataset**

A file containing data to be analyzed by the Quality Server program. The dataset is similar in content to a spreadsheet.

In PeopleSoft Planning, a file that stores schedule information such as tasks, resources, calendars, and so on.

### **Date**

See **Accounting Date Transaction Date** or **Effective Date**.

### **Date**

If you want to either include a date in a calculation, or determine a new date by taking a starting date and either adding or subtracting a period of time to come up with another date, you use a date element.

### **Date Classified**

Date the Position Description is approved by Management/Position Management.

### **Date Eligible To Retire**

Date an employee is eligible to optionally retire based on the combination of age and service that meets legal requirements.

***Date Under Report***

The date (day) in PeopleSoft Time and Labor for which time is being reported. The Date Under Report does not have to equal today's date.

***Day Breaker***

Customer defined time that is used to determine when one day becomes the next. It's used to determine the "logical" date of a punch. (See Understanding Workgroups.)

***Days Supply***

In PeopleSoft Inventory Planning, a method that can be used with several types of **Inventory Policy**. Using this method, a specific number of days of supply for an item should be used to calculate the item's inventory policy.

***Deal Type***

PeopleSoft Treasury has categorized deals into several basic deal types from which you can choose when defining an instrument.

***Death Coverage***

The PeopleSoft Pension Administration function that determines the factor used to reduce an employee's benefit when the plan charges for PRSA coverage.

***Decompressed Split***

In PeopleSoft Demand Planning, a function for returning a compressed split database to its original form. See also Compressed Split.

***Deduction***

Any amount taken from an employee's pay check each pay period. Deductions may include health or medical benefits, union dues, and so on. See also Benefit Deduction and General Deduction.

***Deduction Date***

The as of date for the deduction item in PeopleSoft Receivables.

***Deduction Item***

An individual item that you created in receivables and is an open receivable on the customers account due to a deduction that they took in a payment for a receivable item.

***Deduction Reason***

Code that describes the type of deduction. When assigned to a write-off resolution, it determines what accounting entries to create.

***Deduction Specialist***

The individual responsible for tracking and resolving deductions in PeopleSoft Deduction Management.

***Deduction Subset***

A group of deductions selected from a company's standard set of deductions. Deduction subsets minimize data entry time in special processing situations such as bonus check runs.

***Default Mode (DM) model***

In the financial services industry, an approach used by financial institutions to predict a decline in portfolio value. Only two outcomes are considered – default or non-default. If the debt does not default, there is no change in the value. If the debt does default, then the loss is calculated as the difference between what was contractually owed and the value of any collateral recovered.

***Defection Analysis***

In PeopleSoft Workforce Analytics, the identification of employees who are likely to leave the organization based on predefined assessment criteria.

***Deferred Compensation***

Compensation payments that are payable to an individual in the future such as pension plan payments, annuities, stock awards and profit sharing. Note: Profit sharing can be considered direct pay if paid out in cash on a periodic basis or deferred pay if cumulative with the intention of payment in the long-term future.

***Deferred Vesting***

The adjustment made to the original option's vesting schedule that pushes the vesting into the future.

***Defined Benefit Plan (DB Plan)***

A retirement income plan (usually called a pension plan) where the employee's benefit is definitely determinable based on a plan-specified benefit formula.

***Definition or Function Definition***

The parameters for any of PeopleSoft Pension Administration's nineteen core functions. A definition has to be explicitly associated with an employee Group Definition before it can be applied.

***Dekit***

The ability to return material issued in kits to inventory. This is used when entire kits need to be returned; individual components are handled through kit issues/returns.

**Delete Non-Matching Items**

In PeopleSoft Inventory Planning, an option used in the Generation process to delete Inventory Planning items that don't have corresponding items in Demand Planning. The item deletion occurs when the system generates the policy.

**Delta**

When retroactive processing occurs for a given payee, the system recalculates each element generated for the payee. The system compares the recalculated results to the original results. The difference between these results is typically referred to as the retro "delta." A retro delta can represent either an underpayment or an overpayment that results in an adjustment to the payee's earnings.

**Demand**

Collection of training requests. This could be an employee demand, a departmental one or a company-wide demand.

**Demand Filter Width**

In PeopleSoft Demand Planning, specifies the confidence interval within which demand is considered to be reasonable. Actual demand that is outside the confidence interval is automatically filtered and replaced by the value at the edge of the interval. The value is expressed as a percentage.

**Demand Filtering**

In PeopleSoft Demand Planning, provides a way to detect and highlight unusual demands and forecast errors. If the demand falls outside of a band that is considered reasonable, the system automatically adjusts it to the level of the boundary and logs a message to the **Work Queue**.

**Demand Number**

The configured product sub-component sequence number.

**Demand Planning**

In PeopleSoft Activity-Based Management, this type of planning focuses on studying the impact of cost objects and activity volumes.

**Demand Priority**

The placing of importance on independent demand. The Planning engine uses the demand priority value to determine the order in which you fulfill the demand. You can set a demand priority from 1 to 998 with 1 being the most important level. The priority value of 999 is reserved for the system.

**Demand Priority Rules**

In PeopleSoft Inventory, a set of rules that will sort demand so the most important demand will have the first opportunity to reserve available inventory. If demand priority rules have

been defined, the Material Reservations process (INPLDMND) sequences orders by priority rank, processing those with the lowest rank value first.

### ***Deplete Cost Method***

Determines how you cost a depletions transaction within a book. The deplete cost methods available include Actual, Non-Cost, Perpetual Weighted Average, Periodic Weighted Average, and Value at Current Standard.

### ***Depreciate When in Service***

A switch that indicates whether PeopleSoft Asset Management should allocate depreciation as of the date an asset was placed in service. This is valid only in the year the asset was acquired.

### ***Depreciation - Declining Balance***

Budgeting calculates this as: Cost minus Accumulated Depreciation divided by Life divided by number of periods per year. It results in a higher depreciation expense in the early years of an asset, which decreases as you near the end of its useful life.

### ***Depreciation - Double Declining Balance***

Budgeting calculates this as: Cost minus Accumulated Depreciation multiplied by 2 divided by Life divided by number of periods per year. It results in a higher depreciation expense in the early years of an asset, which decreases as you near the end of its useful life.

### ***Depreciation Methods***

The various methods of spreading the acquisition cost across the life of an asset rather than expense the full value of an asset at the time you acquire it. The value of the asset consequently decreases (or depreciates) through time. The four depreciation formulas delivered with PeopleSoft Budgeting include: declining balance, double declining balance, straight line, and sum of the years.

### ***Depreciation - Straight Line***

A method of depreciating asset value in equal amounts across the life of the asset. Per-Period Straight-Line depreciation is calculated as the cost of an item minus the salvage value divided by the number of periods to depreciate.

### ***Depreciation - Sum of the Years***

A depreciation method equal to the value of the remaining years of life divided by the sum of the years remaining is multiplied by the Net Book Value. This figure is then multiplied by the percent of years to depreciate. This results in a higher depreciation expense in the early years of an asset, which decreases as you near the end of its useful life.

***Depromote***

In PeopleSoft Demand Planning, the process of making an adjustment to actual demand data that removes the effect of a promotion during a defined period. As a promoted period moves into history, the system creates an adjusted demand entry that is equal to the **Prorated Forecast**.

***DeptID***

A ChartField that defines departments or administrative offices that have operational, fiscal and/or budgetary responsibility for specific sets of activities.

***Derived Metric***

The result of a calculation on a report of base metrics.

***Detail***

A temporary assignment to a different position for a specified period when the employee is expected to return to his/her regular duties at the end of the assignment. This employee is considered for pay and strength count purposes to be permanently occupying his/her regular position. Unless the agency chooses to use an SF50, a detail is documented with an SF52.

***Detail Tree***

A tree that employs ranges of detail values under each node; you must manually specify the detail values.

***DFI ID (Depository Financial Institution ID)***

A PeopleSoft Payables bank identifier, consisting of Transit Number, Swift ID, or CHIPS ID.

***Dimension***

A single element of a business model, such as product, department, or location. Cube Manager uses the term Conforming Dimension.

In terms of data analysis, dimensions can be thought of as criteria, such as time, product, and location, used to pinpoint a particular piece of data. For example, in the retail industry a set of dimensions could be geography, product, time, customer, and vendor. The geography dimension would include company, chain, region, district, and finally store attributes. A dimension is also a column heading on an analysis and reporting template which you can drill through or roll up to the multiple levels.

In PeopleSoft Budgeting, a view option that assists in summarizing the rows of data in line-item budgeting.

A single element of a budgeting model, such as account, product, project, department, or operating unit. In PeopleSoft Budgeting, these dimensions typically represent the ChartFields used by your organization during your budgeting process.

**Dimension Table**

In the PeopleSoft Enterprise Warehouse, Dimension Tables store additional attributes or data about Facts. Some example dimensions include Customer, Channel, Geography and Product.

**Direct Compensation**

In PeopleSoft Workforce Analytics, Direct Compensation is payment made to workers in exchange for their contributions to the organization. Direct Compensation is typically categorized as including Cash Compensation and Long-term Variable Compensation.

Cash payments made to workers in exchange for their contributions to the organization. Direct pay is typically categorized as fixed pay (for example, base pay, shift differentials) and variable pay (for example, profit sharing, incentive, bonus). Note: Profit sharing can be considered direct pay if paid out in cash on a periodic basis or deferred pay if cumulative with the intention of payment in the long-term future.

**Direct Calculation**

Calculate actual and directly assigned dollars.

**Direct Cost**

In PeopleSoft Workforce Analytics, a direct cost of an activity or a cost object. An example is the salary cost of employees working on a project.

**Director**

An affiliate of the company who holds a seat on the Board of Directors for the corporation. A Director, generally, is not an employee of the corporation.

**Disability and Discrimination Act of 1995**

In the United Kingdom this act makes it unlawful to discriminate against individuals on the basis of their disability in relation to recruitment, promotion, training, benefits, terms and conditions of employment, and dismissal.

**Disability Rate Code**

The desired percentage of disabled persons that should be employed by French employers, as mandated by the French government.

**Disbursement View**

In PeopleSoft Demand Planning, a **Forecast View** that allows the forecast from a working view to be reported on using an alternate key. Disbursement views are built directly from the working views and inherit many working view attributes, including time period and associated user data definitions, from the parent working view.

***Discounted Stock Option***

Rights to a stock option at a price less than 100 percent of fair market value at the time of grant.

***Discretionary Plan***

In PeopleSoft Workforce Analytics, this is a plan for distributing compensation awards that provide managers the ultimate discretion over a pool of money which is either funded based on company, group, or employee performance, or it's budgeted. The discretionary award determination is sometimes guided by a pre-determined percent of the participant's salary, expressed as an opportunity. This figure can then be modified based upon management's perception of actual value created by the group or employee.

***Disqualifying Disposition (DD)***

When an optionee sells or otherwise disposes of the shares of stock acquired through the exercise of an incentive stock option or through an employee stock purchase plan before the holding period for preferential tax treatment has lapsed.

In the case of Incentive Stock Options, the holding period is one year of the date of exercise and two years of the date of grant. At the time of disposition, the individual recognizes compensation income equal to the difference, if any, between the option price and the fair market value of the corporation's stock on the date of exercise. If the sale price is less than the fair market value of the stock on the date of exercise, the compensation income is limited to the total sales price less the total option price, less any fees.

In the case of purchases through an employee stock purchase plan, the holding period is one year from the purchase date and two years from the enrollment date. Compensation income in a disqualifying disposition is equal to the difference between the total fair market value on the purchase date and the total purchase price.

***Distribution***

Provide a repository of time and associated estimated and actual allocated labor costs to other systems

The process of assigning values to ChartFields. A distribution is a string of ChartField values assigned to items, payments, and budget amounts.

***Distribution Network***

A distribution network is a prioritized list of Inventory business units (IBUs). When a customer orders a product, the system uses this network to determine which warehouse the stock ships from.

***Distribution Profile***

A definition of ChartField distributions assigned for compensation costs. A distribution profile can be used to set up defaults for how the system should distribute costs associated with a position's salary, benefits, and earnings. PeopleSoft Budgeting-specific.



***Distribution Rule***

You use distribution rules to determine the order in which the system searches for matches against the distribution sets matrix when sales orders are entered.

***Distribution Set***

Distribution Sets assign account distribution information to combinations of defining elements used on sales orders.

***Distribution Type***

An identifier that defines one of the different transactions that move an item into or out of an inventory business unit. Distribution types are used to create debit and credit transactions to the general ledger via the Journal Generator.

***Dividend***

Distribution of earnings back to shareholders, prorated by the class of security and paid typically in the form of money or stock. The amount of a dividend is decided by the Board of Directors and is usually paid quarterly.

***Document Management***

The process through which a user has complete control of document version including the ability to view, query, and edit documents in a secure vault. Document management enables you to seamlessly perform online document queries and view documents directly, launching them from within PeopleSoft applications. You can associate pertinent documents with engineering change requests (ECR), engineering change orders (ECO), item revisions, bills of material, manufacturing and engineering routings, production component lists, and production operation lists.

***Document Sequence Number***

A value that the PeopleSoft system assigns to a document (such as an invoice, voucher, or journal) when you create a document for a business unit that you have enabled for document sequencing. The system determines the number by the values of the business unit, accounting date, and document type.

***Document Sequencing***

A flexible method that sequentially numbers the financial transactions (for example, bills, purchase orders, invoices, and payments) in your system for the purpose of statutory reporting and tracking of commercial transaction activity. Document sequencing requires that you classify all financial transactions into three transaction types—journal type, journal code, and document type—and that within each transaction type, all documents you enter are numbered sequentially. When you create a document (such as an invoice, voucher, or journal), the PeopleSoft system assigns a document sequence number to that document.

**Document Type**

The final level of three categories for defining a financial transaction (or document), necessary when using document sequencing. It represents the business purpose of a financial transaction, such as domestic customer invoice or customer credit memo. Document type is within one and only one journal code; journal code is within one and only one journal type. Document type is the only required category, because the values of the other two categories can be derived from document type.

**Dollar Tolerance**

In PeopleSoft Inventory, the acceptable cost difference between expected cycle count quantities and actual quantities counted. This value allows a margin of error for an item during cycle count reconciliation based on item cost.

**Domestic Relations Order (DRO)**

A preliminary version of a court order (usually stemming from a divorce settlement) ordering a division of a participant's pension benefits. The order is not in effect until it is determined to be "qualified" by virtue of meeting certain requirement. At that point it becomes a Qualified Domestic Relations Order, or QDRO.

**Double Byte Characters**

If you're working with Japanese or other Asian employees, you can enter the employee's name using double-byte characters. The standard double byte character set name format in PeopleSoft applications is: [last name] space [first name].

**Draft Worksheet**

A work space used in PeopleSoft Receivables to track a draft through its processing life cycle.

**Drill-Back Calculation**

Assigns indirect dollars and Drill-Back calculations. Also, this picks-up all costs in the Calculations Detail (CALC\_DETAIL\_F00) that was assigned during direct calculations.

**Drill Down**

The ability to go down to the next level of detail in a set of data. For instance, if you're looking at an expense figure for a division, you can drill down to the expenses for each department in the division.

**Drill Down**

The ability to go down to the next level of detail in a set of data. For instance, if you're looking at an expense figure for a division, you can drill down to the expenses for each department in the division.

**Driver Lookup Table**

Tables associated with a driver that enable different rates and amounts unique to a budget center.

**Drivers**

In PeopleSoft Activity Based Management, drivers are a means of assigning dollar amounts from resources, activities, and cost objects to other resources, activities, and cost objects throughout the model in PeopleSoft Activity-Based Management. Drivers can also be assigned across business units. There are different types of driver categories (transactional, duration, and intensity), and different ways of specifying how those dollar amounts are calculated (amount, percentage, spread even, and direct), as well as different ways that dollar amounts are assigned (depending on assignment type and object type).

In PeopleSoft Business Planning, a driver can be defined as a set of values that are used as an input to another process. In this context, a driver should be interpreted as a projection of external factors and other indicators. The user can define a relationship between the driver and a financial result. The driver values and the defined relationship then combine to produce a projection of the financial result. For example, a projection of the number of square feet used (driver) and the price per square foot paid in rent (driver) can combine to produce a projection of rent expense (financial result).

**DRO**

See Domestic Relations Order.

**DSS (Decision Support System)**

A DSS is a workstation-based analysis and reporting system, typically aimed at analysts and line managers. OLAP tools provide a powerful DSS.

**Duration**

In PeopleSoft Pension Administration, the utility that calculates the length of time between two dates.

**Duration [Global Payroll]**

An element type that calculates a period of time between two dates. For example, if you want to determine a payee's age, you can calculate the duration between his birth date and the calendar period end date.

**Dynamic Group**

A group in Time and Labor that enables you to establish criteria or attributes for a group of employees. All employees who fit this criteria at processing time belong to the group.

**Dynamic Tree**

A tree that takes its detail values—*Dynamic Details*—directly from a table in the database, rather than from a range of values entered by the user.

**Dynamic Views**

In PeopleSoft Demand Planning, a **Forecast View** that allows interaction with the forecast data using an alternate key structure. By using dynamic views, you streamline the working view and can complete the working-view design without having to anticipate all conceivable adjustments.

**E****Earliest Change Date**

Determines both the range of dates and the amount of data that will be processed for each time reporter (see Batch Processing)

**Early Punch**

A punch that is more than the predefined number of hours/minutes before a scheduled punch where a time reporter is warned

**Early Retirement Date (ERD)**

A retirement date earlier than a plan-specified “normal” retirement date. Employees usually must meet age and/or service requirements to be eligible for early retirement, and early retirement benefits are often reduced to compensate for the longer duration of payments.

**Early Retirement Factor**

The reduction made to an employee's benefit if the employee elects for early retirement.

**Early Warning**

In commitment control, warning of possible future budget exceptions. You can specify that you are to receive a warning when commitments and expenditures reach a predetermined percentage of budget. For example, you can instruct the system to let you know when commitments and expenditures reach 50%, 80%, or some other percent of a budget.

**Early/Late Adjustments**

The PeopleSoft Pension Administration function that calculates early retirement factors or late retirement factors.

**Earning Group**

Part of a group of defaults assigned to job codes. Earnings group may include non-salaried items such as holidays and bonus pay dependent on individual company parameters.

**Earnings**

The amount owed to an employee based on salary, hours worked, or other calculation routines, plus other types of compensation and holiday, vacation, and bonus pay.

***Earnings [Global Payroll]***

An element type that defines the different types of compensation that are added to a person's pay. Examples include salary, commission, bonuses, and retirement pay.

***Earnings Accrual Class***

Categorizes a set of accruable earnings.

***Earnings Code***

Codes that represent the various types of earnings such as regular, overtime or leave.

***Earnings Per Share (EPS)***

The portion of a company's profit allocated to each outstanding share of common stock. Net income (reported or estimated) for a period of time is divided by the total number of shares outstanding during that period.

***Earnings Type***

An abbreviated and encrypted set of business instructions containing compensation instructions. Earnings Type may also contain Benefit Entitlement and Administration instructions, taxation instructions, Financial Accounting instructions, Organizational Administration instructions, work group and labor affiliation instructions, and other instructions.

***Economic Loss***

In Funds Transfer Pricing, this refers to the break fund economic loss, calculated by applying the theoretical value of the interest rate differential (IRD) against a cash flow stream, based on the amount of the prepayment or cancelled draw-down.

***Economic Value Added***

In the financial services industry, Economic Value Added is a financial metric that factors into the measurement of an activity's profitability the cost of economic capital assigned to that activity.

***EDGAR (Electronic Data Gathering, Analysis, and Retrieval)***

An electronic system implemented by the SEC that enables companies to file documents in conjunction with disclosure requirements mandated by the SEC.

***EDI Agent***

Used in EDI processing, the inbound EDI Agent loads trading partner data (flat files) into the PeopleSoft database using transaction, map, and trading partner definitions set up using EDI Manager. The outbound EDI Agent extracts information from the PeopleSoft database and generates data files that can then be processed for transmission to a trading partner.

***EDI Manager***

A suite of online pages used to define transaction sets, trading partner profiles, and translation maps for EDI transactions.

***Edit Table***

A table on the database that has its own record definition, such as the Department table. As fields are entered into a PeopleSoft application, they can be validated against an edit table to ensure data integrity throughout the system.

***EEO Company Code***

In the United States companies are assigned this federal code for EEO and VETS100 reporting.

***Effective Date***

A method of dating information in your system. You can predate information to add historical data to your system, or postdate information in order to enter it before it actually goes into effect.

***Effective Date***

A method of dating information in your system. You can predate information to add historical data to your system, or postdate information in order to enter it before it actually goes into effect. The Effective Date usually defaults to your system's current date.

***Effective Periods***

In PeopleSoft Demand Planning, the number of periods of historical demand used in the Model Reset process. The value can be used to exclude older, possibly unrepresentative historical demand data from model **Optimization**.

***Effective Sequence***

A system-generated number assigned to distinguish between two job entries with the same effective date.

***Effective Tax Rate***

The ratio of income tax paid over gross income, showing the percentage of income actually paid in taxes.

***Effectivity Date***

The date on which a component can be added or substituted in production, typically specified on an item's bill of material.

***EIS (Executive Information System)***

An EIS is a workstation-based analysis and reporting system for executives. An EIS provides a higher-level view of the data than a DSS, and typically requires less knowledge about the underlying transactional systems. OLAP tools provide a powerful EIS.

***Elapsed Schedule***

A method of scheduling a time reporter's time that is based on TRC and duration. This method can be used for scheduling of elapsed time reporters (see Scheduling.)

***Elapsed Time***

Reporting non-clock time in increments of hours or partial hours (see Managing Time / Understanding Time Reporting).

***Elapsed Time Service***

A method of calculating a period of service that uses only the start and end dates of the period to determine the amount of service. Hours worked or other measures of the actual work performed during the period are not taken into account.

***Electronic Certification System (ECS)***

An automated Payment Voucher authorized by the Certifying Officer for use within the Treasury Department, Financial Management Service's financial system. PeopleSoft provides a method to record and generate data files for on- and off-cycle processed payments.

***Element***

In PeopleSoft Global Payroll, an element refers to both primary elements and supporting elements. Primary elements are comprised of earnings, deductions, absence entitlements, and absence take elements. Supporting elements are element components that are combined to create primary elements.

In PeopleSoft Enterprise Performance Management, elements are used to create a Profile. An Element can be one or more columns of data in an Enterprise Warehouse table, associated with a single dimension (for example, Customer, Product, Department, or Channel). An Element can also be KPI, Population, subscription data from a third party, preexisting Profiles, and data mining scores.

***Element Group***

Element Group identifies a group of elements to provide eligibility. You can then use this as a notational shortcut—instead of having to list each element, you can use the element group name. Element Group's expedite the process of manipulating earnings and deductions.

***Element Name***

Name assigned by the user for data fields, rules, formulas, and tables. For example, the names you give to new rules, elements, or objects.

**Element Segment**

When an element changes mid-period, requiring the affected element (and perhaps a subset of other elements) to be calculated multiple times on either side of the date on which the change takes place, element segmentation is used. Unlike period segmentation, the system segments only the elements you select, and creates separate result columns only for the specified elements. In element segmentation, there is only one gross-to-net result set.

**Eligibility Group**

Eligibility groups define the possible earnings, deduction, absence entitlement, and absence take elements that a payee might be eligible to receive. This enables you to group payees so as to assign eligibility for certain pay elements.

**Eligibility Rule**

PeopleSoft Benefits Administration uses eligibility rules during Benefits Administration processing to determine which benefit programs and options an employee is eligible for. Eligibility rules are closely associated with event rules: they determine what options an employee can *have*, while event rules determine which of those options an employee will actually be able to *choose*.

**Elimination Set**

See **Consolidations-Elimination Set**.

**Email Template**

Pre-defined parameters that establish automatic email generation during budget submittal, rejection, publishing, and/or targeting.

**Employee**

An individual employed by an organization and administered as an employee in the PeopleSoft Human Resources system.

**Employee Accounts**

The PeopleSoft Pension Administration function that tracks employee contributions to a pension plan.

**Employee ID**

A unique identification code for an individual associated with your organization.

**Employee Paid Benefit**

The portion of a pension benefit funded by the employee's own contributions to the pension plan. Also, the PeopleSoft Pension Administration function that determines this amount.



***Employee Profile***

This PeopleSoft Activity-Based Management feature enables time and labor information to be part of an analysis.

***Employee Stock Purchase Plan***

A type of statutory stock option plan through which employers grant options to their employees in order to provide them with additional forms of compensation.

***Employee Survey***

In PeopleSoft Workforce Analytics, a method for capturing information about the activities performed by a given employee as well as the amount of time they spend performing each activity to perform activity-based management.

***Employee Survey Report***

The Employee Survey Report is an annual regulatory report that the French government requires from employers with more than 200 employees. In French it is called "Le Bilan Social". The report is communicated to both labor unions and the government. It provides a snapshot view of the company over the past 3 years for about 200 indicators.

***Employee Training Cost***

Amount budgeted to pay for students' salaries while on training courses.

***Employer Identification Number (EIN)***

In the United States a company is typically defined as a business enterprise that has a unique federal Employer Identification Number (EIN) for payroll tax reporting purposes.

***Employer's Liability Insurance Associations (Berufsgenossenschaften)***

Social Insurance in Germany is maintained and administered by private organizations that act as employer's liability insurance associations. Employers pay out premiums to these associations, who administer and pay out funds to workers who are injured on the job.

***Employment Cost Index (ECI) Adjustment***

Annual increase to wages established/permitted by statute.

***Employment Equity Computerized Reporting System (EECRS)***

Canadian companies are required to report to the Federal Government on employment equity. PeopleSoft Human Resources contains the Canadian Employment Equity report (PER101CN), which creates a data interface file to the federal government's Employment Equity Computerized Reporting System (EECRS).

***Employment Record Number (EMPL RCD#)***

A field in PeopleSoft Human Resources Management Systems and PeopleSoft Workforce Analytics that indicates an employee has multiple job records in the system. A numeric value (0, 1, 2) is assigned to each job as a way to uniquely identify that job record.

***Encumbrance***

A claim against funds. It is a projection of future expenses based on the situation, as we know it today. Encumbering funds is not the same as spending them or even guaranteeing that you will spend them. It just means that if the situation as it exists today does not change, you will spend all of those funds by the end of the fiscal year.

***Engineering Bill of Material (EBOM)***

A listing of all the parts, raw materials, and subassemblies that form the basis of all item and product structures. EBOMs differ from MBOMs (Manufacturing Bills of Material) in that they are not visible within Production Planning or Production Management and are isolated from Manufacturing.

***Engineering Change Order (ECO)***

A revision to a blueprint or design, released by engineering to modify or correct a part and/or bill of material. PeopleSoft Engineering uses ECOs to manage and document required assembly and component changes.

***Engineering Change Request (ECR)***

A document that allows you to request manufacturing process improvements and report product defects directly to the engineering department. When workflow is enabled, ECRs can also be routed for review and approval, after which they change into ECOs.

***Engineering Cost Version***

The process of generating cost versions for new and modified configurations based on engineering bills of material (EBOM) and costing data.

***Engineering Workbench***

An engineering environment, separate from production, consisting of engineering bills of material (EBOM), engineering change requests, engineering change orders, EBOM cost roll-up capability, online BOM comparisons, and seamless integration to a document management vault.

***Engineering Workbench***

An engineering environment, separate from production, consisting of engineering bills of material (EBOM), engineering routings, engineering change requests, engineering change orders, EBOM cost roll-up capability, online BOM comparisons, and seamless integration to a document management vault.

**Enterprise**

In PeopleSoft Time and Labor, all of the business units of the installation site.

**Enterprise Performance Management (EPM)**

See PeopleSoft Enterprise Performance Management

**Enterprise Portal**

The PeopleSoft Enterprise Portal is a separate product offering purchased independently of any other PeopleSoft applications. It can be used with or without any PeopleSoft application. It can be used as a standalone corporate portal that does not access PeopleSoft data at all.

**Enterprise Resource Planning (ERP)**

The encompassing term for all the transaction-oriented database applications an organization deploys across its business enterprise. The term includes financial, manufacturing and supply chain, human resources, and payroll applications, among others.

**Enterprise Warehouse (EW)**

See PeopleSoft Enterprise Warehouse

**Entry Authority**

Authorization granted by employees to specific user IDs for entering expense data on their behalf.

**Entry Currency**

The currency used to enter budget data.

**Entry Event**

An automated process that generates multiple debits and credits resulting from single transactions, to produce standard supplemental accounting entries.

**Entry Event Code**

Designation of an Entry Event; an identifier or label.

**Entry Event Generator**

A mechanism that generates standard, supplemental accounting entries based on Entry Event codes.

**Entry Event Process**

An accounting transaction. Entry Event processes combine to form Entry Events. For example, requisition posting is a Purchasing process, and cash clearing is a Payables process. Each process can involve one or several Entry Event Steps.

***Entry Event Step***

Part of an accounting transaction. For example, the BUDG process includes these steps, among others: prepare allotment budgets, prepare organization budgets, and prepare revenue estimates. Entry Event steps combine to form Entry Event processes.

***Entry On Duty Date (EOD)***

Date that indicates when an employee started to work at his/her current agency.

***Entry Type***

Any activity that creates or updates an item.

***EPM (Enterprise Performance Management)***

See PeopleSoft Enterprise Performance Management

***Equal Employment Opportunity Commission (EEOC)***

In the United States the EEOC requires that most companies file one or more reports from a series named EEO-1 through EEO-9. These reports include counts by federal employment categories of male and female employees in certain ethnic groups.

***Equitization***

A process that enables parent companies to calculate the net income of subsidiaries on a monthly basis and adjust that amount to increase the investment amount and equity income amount before performing consolidations. For organizations with complicated parent/subsidiary business unit relationships, this automated process reduces the process time and reduces the possibility for errors.

***Equity Increase***

In PeopleSoft Workforce Analytics, Equity Increases are base pay increases granted to bring an employee's pay up to some internally specified standard for your organization.

***Equivalent Standard Deviation***

In PeopleSoft Demand Planning, a **Standard Deviation** developed during the Model Reset process that enables you to compare standard deviations from different models. The deviation is calculated by multiplying the **Model Equivalency Factors** defined on the **Control Group** by the standard deviation.

***ERISA (Employee Retirement Income Security Act of 1974)***

The U.S. Federal legislation enacted to prevent abuses of employee pension rights by employers.

**Error Exception**

A transaction that is stopped because the budget limits would be exceeded if it continued. For the transaction to proceed, action must be taken, such as canceling or reducing the transaction amount, increasing the budget amount, overriding the budget limits, or transferring available funds from another budget.

**Error Ratio**

The ratio of the statistical Standard Deviation to the base component that gives an indication of the accuracy of the forecast. The ratio is presented in the PeopleSoft Demand Planning Audit and Accuracy Review and is calculated during the **Forecast Calculation Process**.

**Estimated Gross**

Estimated labor cost associated with reported time (see Managing Time, Understanding time Reporting Codes).

**Estimated Shipments**

A group of shipment schedules used to manage sales order requested shipment data and actual shipment data. Used in conjunction with weight and volume pricing and freight charge calculations.

**Ethnic Code**

The Federal Office of Management and Budget (OMB) racial and ethnic census categories used for classifying individuals in U.S. Government reports.

**ETL (Extract-Transform-Load)**

See Extract-Transform-Load.

**ETL maps**

ETL maps provide rules for importing your source data to the data warehouse tables.

**Evaluated Receipts Settlement (ERS)**

A PeopleSoft Payables feature that matches receipts against purchase orders and generates vouchers without requiring an invoice.

**Evaluations Periods**

In PeopleSoft Demand Planning, indicates the number of future periods to use for the calculation of forecast errors. For example, if the number of evaluation periods is two, then the forecast error in April 2001 (after posting demand for April) would be determined by comparing the actual demand for April and the April forecast generated in February 2001. Evaluation periods are set separately for each view.

**Event**

Events are predefined points either in the Application Processor flow or in the program flow. As each point is encountered, the event fires on each component, triggering any PeopleCode program associated with that component and that event. Examples of events are FieldChange, SavePreChange, OnRouteSubscription, and so on.

**Event**

Occurrence or happening.

**Event Class**

An event or type of event that results in a change of benefits eligibility for an employee or dependent. Event classes are prominently used in COBRA and Benefits Administration processing.

**Event Maintenance**

The process that enables you to manage ongoing enrollments during a plan year. Changes involving maintenance include new hires and re-hires, terminations, family status changes, and changes to benefits eligibility.

**Event Rule**

Used by PeopleSoft Benefits Administration to determine how events are processed by the system. Event rules look at the benefit plan options an employee is eligible for and determine which options the employee can actually *choose*. Event rules are closely associated with eligibility rules but it is important to note that they are not the same. Event rules *should not* be used to determine eligibility.

**Event Trigger**

You use triggers to tell the system that when a change takes place to certain data (an event), it should perform an action automatically. When the event occurs, the system writes a line to a trigger table. Then when it's time for the action, the system reads the data from the trigger table and performs the appropriate action.

**EW (Enterprise Warehouse)**

See PeopleSoft Enterprise Warehouse.

See also PeopleSoft Enterprise Performance Management (EPM).

**Expected Losses**

In the financial services industry, the amount the institution predicts it will lose in portfolio value. Loan loss reserves are set aside to cover the expected losses.

***Excepted Service***

As defined by 5 USC 2103, the Excepted Service consists of those civil service positions that are not in the competitive service or Senior Executive Service.

***Exception***

User or system delivered, defined conditions applied to scheduled, reported or payable time that require audit or review (see Time Management)

***Exception Rules***

A rule (s) that is applied to scheduled, reported time, and payable time in order to determine conditions which require audit or review (see Time Administration).

***Exception Severity***

The degree of importance associated with an exception. For example, in exception which is a result of an employee clocking in late may have a Medium severity, while an exception which is a result of an employee not clocking in has a High severity (see Time Management).

***Exception Time Reporting***

A method of time reporting where only differences to the schedule are provided (see Time Reporting).

***Excess Plan***

A pension plan where the benefit formula provides an increased benefit for Final Average Earnings above a specified integration level. This compensates for the fact that Social Security benefits are based only on earnings up to a specified maximum.

***Exchange Rate Variance***

In PeopleSoft Cost Management, the change in currency exchange rate between the time the item is received into inventory and vouchered in Accounts Payable.

In PeopleSoft Payables, a matching feature that compares the exchange rate on the purchase order and the invoice and then copies any variance to PeopleSoft Inventory tables for analysis and accounting purposes.

***Exclusive Pricing***

Supersedes all pricing structures in effect for customers and products, except **Buying Agreement**, and enables you to drive pricing with a promotional structure. Exclusive pricing can be set up for a specific time frame and associated with particular orders.

***Executive Schedule (EX)***

Compensation and pay plan used by the Executive Branch of the federal government. Statutory pay limits are derived from several of the pay levels within this plan and imposed on the General Schedule and other existing pay plans throughout the Federal government.

***Exercisable***

The option shares that are available to the optionee to exercise.

***Exercise***

The transaction in which an individual purchases or “exercises” the right to purchase the option shares. The IRS refers to the purchase of company stock in an employee stock purchase plan as an exercise.

***Exercise Date***

The date on which an individual purchases underlying shares from an option grant or transacts a simultaneous purchase and sale of underlying option shares through a cashless exercise and collects option profit in cash or shares.

***Exercise Price***

The price per share required to exercise a stock option.

***Exercise Proceeds***

Cash, stock or other recognition received by a company as a result of option exercises, including cash or stock paid by individuals to exercise options and cash company tax savings from deducting non-statutory option profits at exercise.

***Expense Location***

Geographic area defined to enable the recording, tracking, and reporting of expense activity.

***Expense Location Amount***

Authorized spending defined for an expense type in a particular expense location and currency.

***Expense Location Group***

Collection of expense locations based on a common classification such as state, country, or continent.

***Expense Type***

Means of itemizing various kinds of business expenses. Examples are hotel, dinner, or ground transportation.

***Expense Type Edit***

User-defined requirement that mandates input of additional data—such as an airline ticket number or number of nights in a hotel—when an expense type is selected in an expense report.



**Expense Type Group**

Expense types that are classified together for reporting and tracking.

**Expensed Item**

Non-inventory item which may represent software, manuals, documentation, or any item for which no quantity on hand is maintained, but which can be specified on a bill of material (BOM). Expensed items can only exist as components on a BOM and cannot have a BOM, routing, or production area/item definition.

**Expiration**

The process by which the outstanding shares of an option cease to be exercisable, generally at the end of the option term. The length of the option term and the date of expiration are established in the Grant Agreement.

**Expiration Date**

In PeopleSoft Inventory, the date a lot exceeds its Shelf Life and is no longer acceptable for fulfillment or consumption. (Expiration Date = Creation Date + Shelf Life)

**Expiration Date**

The last day of an option term in which the option is canceled and no longer exercisable.

**Expiration Grace Period**

When you enter a stock action allows the exercise of the already vested shares as of the action date, the system will calculate the date these shares expire based on the grace period defined on the Stock Action Rules page for that stock action. The system will automatically cancel vested shares not exercised at the end of the expiration grace period.

**Express Customer**

A customer for whom the minimum necessary information is entered.

**Expressions**

Expressions enable you to create pseudo-columns made up of mathematical calculations based on actual fields on a table. Since expressions are resolved at run-time, duplicate information is not stored on the database.

**Express Order**

An order entry shortcut in PeopleSoft eStore and Mobile Order Management whereby the customer populates the shopping cart and goes directly to the order summary to checkout, bypassing any billing or shipment modification screens. Billing and shipping information defaults in as previously entered.

**External Data**

Data from external sources. For instance, in PeopleSoft Workforce Analytics, external data may include third party salary surveys and benchmark metric surveys.

**External Scheme**

In the United Kingdom an External Scheme is a vocational training, education and job placement program involving an employee, an employer and the government.

**External System**

Any system that is not directly compiled with the PeopleTools servers.

**Extra Time**

Any hours worked outside of an employee's normal (scheduled/shift) hours or days. Extra time may be scheduled in advance of when it is worked, and may be subject to special compensation rules. It may be treated differently than standard time for purposes of Benefit Entitlement and Administration.

**Extraction**

A reusable query that specifies what information should be retrieved from the Quality database.

**Extract-Transform-Load (ETL)**

The extraction and transport of data from one server to another remote server. In PeopleSoft budgeting ETL specifically refers to the process by which financial and human resource data is extracted from PeopleSoft Financials and HRMS and transferred to the PeopleSoft Enterprise Warehouse which PeopleSoft Budgeting uses to access and record data transactions. Within PeopleSoft Enterprise Warehouse, data migration typically refers to information moved from outside sources into the Operational Data Store tables.

**Extrinsic Rewards**

Tangible rewards that can be given to the individual. Typically categorized as financial and non-financial rewards. Financial rewards would include direct compensation, indirect compensation and deferred compensation. Non-financial rewards are provided to the individually and viewed as a benefit by the individual based on the culture of the organization such as the size or location of one's office.

In PeopleSoft Workforce Analytics, tangible rewards given to an individual. Typically categorized as financial and non-financial rewards. Financial rewards would include direct compensation, indirect compensation and deferred compensation. Non-financial rewards are provided to the individually and viewed as a benefit by the individual based on the culture of the organization such as the size or location of one's office.

**F****Fact**

Facts are numeric data values from fields from a source database as well as an analytic application. A fact can be anything you want to measure your business by, for example, revenue, actual, budget data, or sales numbers. A fact is stored on a fact table.

**Fact Table**

A fact table is where facts are stored in the PeopleSoft Enterprise Warehouse.

**Fair Labor Standards Act (FLSA)**

A federal regulation governing several time and labor issues. *FLSA Overtime* requires that all nonexempt employees be paid at a rate of time-and-one-half for all hours over 40 physically worked during a workweek. This requirement may be superseded by state or local laws when the lesser law is to the greater benefit of the employee, or by union contract. An *FSLA Workweek* is a permanently established, regular workweek for a group of employees.

**Fair Market Value (FMV)**

The price of a company stock based on the current market value as determined by supply and demand, or a valuation method. The stock market sets the fair market value for a public company. For a private company the fair market value is more subjective, but typically determined by financial factors or set by an outside valuation company.

**Fair Market Value Tracking Methods**

Methods used to track and report trading activity on various exchanges (i.e. NYSE, AMEX, NASDAQ, etc...).

**Family Medical Leave Act (FMLA)**

A federal regulation that protects health benefits and job restoration for employees who must take a leave from work to care for themselves or family members. FMLA regulations contain provisions regarding employer coverage, employee eligibility and entitlement, notice and certification, continuation of health benefits, and job restoration. PeopleSoft Benefits applications offer FMLA Plans that help employers and employees determine FMLA eligibility and schedule and track FMLA leave requests.

**Federal Employee Group Life Insurance Program (FEGLI)**

Generally, if the employee has Federal retirement coverage or is on a temporary appointment exceeding one year, he/she is eligible to participate in the FEGLI program. Once eligible, he/she is covered automatically for Basic Life Insurance and premiums will be deducted from gross salary unless coverage is waived within the first period of eligibility. The program offers Basic Insurance coverage and three types of optional coverage: Option A (Standard), Option B (Additional), and Option C (Family).

***Federal Employee Pay Comparability Act (FEPCA)***

This law provides a structure and methodology to determine and authorize locality-based pay adjustments to Federal employees in order to elevate their basic pay to be commensurate with private sector employees working in the same occupations in the same geographic localities. It also includes a feature to authorize agencies to make advance salary payments to attract candidates for open positions which have consistently been hard-to-fill in certain geographic areas.

***Federal Employees' Compensation Act (FECA)***

This law provides compensation and medical benefits to civilian employees of the United States for disability due to personal injury or disease sustained while in the performance of duty. A feature of this law provides for the continuation of pay (COP) without charge to leave for up to 45 calendar days due to disability and/or medical treatment following a traumatic injury. Employees file claims with the U.S. Department of Labor, Office of Worker's Compensation, which adjudicates the claims and compensates the employing agencies for the employee's pay and benefits during the claim period.

***Federal Employees Health Benefits (FEHB)***

Generally, the employee is entitled to coverage by the FEHB program if appointed to a position with Federal retirement coverage or has been on the rolls on a temporary appointment for more than one year. The Federal employer shares the cost of the premium (about 75%); actual premiums depend on the plan selected. If under a temporary appointment, the employee pays both the employer and employee shares. If the position is part-time, the employee pays the employee share and a portion of the employer's share.

***Federal Employees Retirement System (FERS)***

A retirement plan available to employees of the federal government. FERS covers all employees appointed to a position in the federal government after January 1, 1987. Coverage includes Social Security, a basic annuity plan, and a TSP.

***Federal Employer Identification Number (EIN)***

Used to identify the tax accounts of businesses. Businesses, which have employees or operate business as a partnership or corporation, must obtain an EIN.

***Federal Insurance Compensation Act (FICA)***

Employee and employer contributions to Social Security.

***Federal Reserve Transit Number***

A unique identifier for U.S.-based banks, allowing banks to transfer funds within the Federal Reserve system.

***Feeder Line***

A type of production line replenishment used in PeopleSoft Flow Production. If you are using feeder line replenishment, smaller production lines create subassemblies that feed directly to your production line.

***FEGLI Living Benefits Act***

Beginning 7/25/95, a Federal employee who is terminally ill may elect to receive a lump-sum payment equal to the full amount of basic life insurance only, or a limited portion designated in multiples of \$1000. An election to receive this benefit is irrevocable; the individual is considered terminally ill if his /her life expectancy is 9 months or less.

***FICA (Federal Insurance Contributions Act)***

FICA consists of both a Social Security (retirement) payroll tax and a Medicare (hospital insurance) tax. The tax is levied on employers, employees, and certain self-employed individuals.

***Fictitious Calculations***

Fictitious calculation rules perform temporary calculations. A fictitious calculation is a sub-calculation run during a normal calculation to determine a net that would have been computed if certain parameters were used. This result is then used for further processing in the normal calculation. A fictitious calculation is always started from inside a normal calculation, run for one payee, and run for a specified set of periods.

***FIFO (First In First Out)***

Method used by companies to record Disqualifying Disposition Income. If a company uses this method they record the optionees disposition of shares by attributing the shares to the earliest exercise, purchase or release dates for which shares remain available for sale.

***Fill-In Employment***

Employment held by persons during the time period after leaving their regular occupation in anticipation of, but before entering, military service.

***Filter***

A filter creates a subset of information. Filters are used in templates to limit your information from a pick list of attribute values.

***Final Average Earnings (FAE)***

The PeopleSoft Pension Administration function that averages earnings from a specified period of an employee's career. The result is used as a component of the pension benefit formula.

***Final Forecast***

The final forecast is the prorated version of the adjusted forecast, summarized to all levels of the product hierarchy. This is the best-guess version of the forecast that is used to make all decisions dependent on the forecast.

***Final Table Merge Engine***

Final Table Merge Engine is used by the PeopleSoft Enterprise Warehouse; it moves enriched data from one table into another. When you run a job in a jobstream, the immediate results are stored in temporary tables. At the end of the jobstream, the Merge Engine runs and merges the output temporary tables into the final tables, where processing can continue.

***Financial Accounting***

The accounting for a business entity's assets, liabilities, revenues, and expenses to determine its net worth and to produce financial statements. Within Generally Accepted Accounting Principles, a business has some latitude as to when and how to record its financial transactions, as long as it continues to meet its legal and regulatory requirements. A business' financial accounting requirements are not necessarily the same as its cost accounting requirements. The one should not be mistaken for the other (i.e. the extent to which a company's financial accounting system meets its cost accounting needs depends on how it has chosen to describe its chart of accounts and the level at which it has chosen to record financial transactions.

***Financial Instrument***

In the financial services industry, a specific product or service sold by a financial institution to its customers. In terms of the reporting hierarchy, a product falls under a ledger account, while an instrument falls under a product. A product may be treated like a generic description or category, while an instrument is a specific instance of a category.

***Financial Performance Measures (FPM)***

For the financial services industry, the Financial Performance Measures program performs calculations on financial instruments based on the rules defined in the Financial Calculation Rules module, and using input from the Cash Flow Generator, Stratification engine, Product Pricing, and Curve Generator. Its calculations include: measures of duration, option-adjusted spread and option-adjusted cost for PeopleSoft Funds Transfer Pricing, and Monte Carlo simulation for PeopleSoft Asset Liability Management.

***Financial Product***

In the financial services industry, a product or service sold by a financial institution to its customers. In terms of the reporting hierarchy, a product falls under a ledger account, while an instrument falls under a product. A product may be treated like a generic description or category, while an instrument is a specific instance of a category.

**Financial Services Instrument**

In the financial services industry, products created by financial institutions and sold to retail customers. Product prices and interest rates are set by the financial institutions and take into account its customers' behavioral models.

**Financial Statement Simulation**

A facility within Planning & Simulation which establishes rules for simulating future period, or pro-forma, financial statements. The user defines corporate financial policies, such as corporate tax rates, dividend distribution frequency, and force balancing rules, which are then applied to cash flows for a given future accounting period. The Financial Statement Simulator engine drives costs and revenues to accounts on PF\_LEDGER\_F00 via a scenario.

**Financials Warehouse**

See Warehouses.

**First Year Amount**

See 1st Year Amount.

**Fixed Basis**

The basis option enables you to create the data for the Basis online, as part of the rule. Fixed Basis is used with the Allocation Manager only. It is available with all methods except when Period-Based Allocation is being used. The Fixed Basis is a predetermined table that can be populated online.

**Fixed Offering**

The offering type is fixed when the end date of each offering is the same for all employees regardless of the employee's grant dates.

**Fixed Percentage**

A fixed percentage value. The source pool amount will be split based on this percentage to get the target amount. Used with the Allocation Manager.

**Fixed Period Requirements**

In PeopleSoft Enterprise Planning and Production Planning, a lot-sizing technique that sets the order quantity to the demand for a given length of time.

**Fixed Picking Bin**

A dedicated picking location for an inventory item. Fixed picking bins are replenished from bulk locations when the available quantity falls below the optimal quantity.

***Fixed Plan***

A stock purchase offering period where the ending offering date will be the same as the purchase date. Eligible employees will always purchase stock on the specific purchase dates and by the purchase rules you define.

***Fixed Quantity***

An **Inventory Policy** method that defines a fixed amount of an item to be ordered to meet replenishment needs. This method can be selected as an inventory policy for order quantity, safety stock, **Reorder Point**, and minimum and maximum parameters.

***Fixed Source***

The fixed source option enables you to create the data for the Source online, as part of the rule. Fixed Source is used with the Allocation Manager only. It is available with all methods except when Period-Based Allocation is being used. The Fixed Source is a predetermined table that can be populated online.

***Flexible Credit***

Any credit associated with a given benefits program, plan, or type of coverage. Credits based on an entire program can be applied toward the benefit costs however the employee chooses.

***Flexible Hours***

Hours during the workday, workweek or pay period during which a time reporter covered by a flexible work schedule may choose to vary his times of arrival and departure from the worksite (see Scheduling)

***Flexible Spending Account (FSA)***

An account to which an employee and (optionally) an employer pledge an annual amount for a plan year. The employee then submits claims for authorized expenses.

***Flexible TimeSpan***

A user-defined period into which costs can be collected. Flexible TimeSpans can be as long or as short as you like—covering multiple years or a single day. The main purpose of Flexible TimeSpans is to assist you in analyzing costs.

***Flexible Work Schedule***

A method of scheduling a time reporter's time that is based on a range of flex hours of start and stop times and core work hours. This method can be used for scheduling clock and elapsed time reporters (see Scheduling)

***FLSA Status***

A PeopleSoft Human Resources term that is used to indicate whether a job is exempt or nonexempt according to the Fair Labor Standards Act. All employees associated with a



particular job will receive that job's FLSA Status. FLSA Status is an eligibility determination factor for PeopleSoft Benefits Administration.

***Forecast Attribution***

A FSI (financial services industry) transformation process through which forecasted product originations are pooled and run through the cash flow engine for future periods.

***Forecast Calculation Process***

In PeopleSoft Demand Planning, the process by which a **Statistical Forecast** is generated for each item at each level of the view. When a **Forecast Item** is set to recalculate, the system tries several forecast calculation methods and picks the one with the least amount of error. This process also makes adjustments for promotions and filters for abnormal demand.

***Forecast Definition***

Forecast definitions are a set of forecasting rules that generally govern multiple forecasts distinguished by key properties such as products, customers, channels, and so forth.

***Forecast Element***

Each forecast within a single definition is called a Forecast Element.

***Forecast Fulfillment***

In PeopleSoft Demand Planning, a process used to manage forecasted demand over a period of time. The process makes it possible to divide the total forecast demand into portions so that certain portions can be met, even if the total forecast cannot be met entirely.

***Forecast Item***

In PeopleSoft Demand Planning, a logical item used as the basis to forecast demand. The components of a forecast item key are defined for each level in a forecast view.

***Forecast Level***

See Level.

***Forecast Period***

A period in time as defined by the calendar for which data is processed through the PeopleSoft Demand Planning model.

***Forecast Start Period/Year***

Determines the most recent period for which demand data is available for a forecast view. This period can also be described as the last actual demand period to have had an impact on the forecast.

**Forecast View**

See **View**.

**Foreign Education**

Education acquired outside of any state of the U.S., the District of Columbia, the Commonwealth of Puerto Rico, a Trust Territory of the Pacific Islands, or any territory or possession of the U.S.

**Form 10-K**

A form used for annual reports pursuant to Section 13 or 15(d) of the Securities Exchange Act of 1934 for which no other form is prescribed.

**Form 10-Q**

A form used for quarterly reports under Section 13 or 15(d) of the Securities Exchange Act of 1934, filed pursuant to Rules 13a-13 or Rule 15d-13. This report, which public companies are required to file quarterly with the SEC, provides unaudited financial information and other selected material.

**Form 5500 Participant Count Extract**

A PeopleSoft Pension Administration data extract containing data that a plan administrator needs in order to complete IRS Form 5500, used to report on the number of plan participants.

**Form S-8**

A form used to register securities offered by a reporting company under its employee benefits plans, including stock option plans. Also called the Registration Statement under the Securities Act of 1933.

**Form W-2**

A form used by employers to provide workers with a statement of wages, tips and other compensation from the previous year. This form, distributed employees by January 31 of each year, reflects state and federal taxes, social security, Medicare wages, and tips withheld.

**Formula**

Element which enables you to define your own formulas for use—gives further flexibility to define complex organizational needs.

**Formula Plan**

This compensation distribution plan type is based on a pay out rule, as the pay out rule is defined. The pay out rule can be based on a flat amount, a percentage, or a data element. Whereas a Target Plan distributes pay out based on a comparison of a performance measure against a target, in a Formula Plan the pay out is based just on the pay out rule.

**French Professional Elections**

French companies employing a certain number of employees must hold elections for selecting personnel representatives (Délégués du personnel), and members of the Work Council (Comité d'Enterprise).

**Frozen Rate**

A rate that is applied to allocate resources to activities in place of the actual, budgeted and capacity rates calculated by the Activity-Based Management (ABM) Engine.

**FTE (Full Time Equivalency)**

FTE is the percent of full time the employee should normally work in this job. Full time is defined by the Standard Hours specified in either the Salary Plan Table or the Default Standard Hours specified in the Installation Table.

**FTP (Funds Transfer Pricing) Adjustments**

Adjustments made to the PeopleSoft Funds Transfer Pricing (FTP) base rate, for such factors as geographic premiums, liquidity premiums, embedded options, or incentive programs.

**FTP (Funds Transfer Pricing) Base Rate**

In PeopleSoft Funds Transfer Pricing (FTP), this refers to the basic charge or credit that is applied to a ledger account, a product, or an off-balance sheet position.

**FTP (Funds Transfer Pricing)**

See PeopleSoft Funds Transfer Pricing.

**Full-Time Equivalent**

See FTE.

**Function**

A category of pension calculation. PeopleSoft Pension Administration divides a pension calculation into nineteen “core functions” such as Service, Final Average Earnings, and Benefit Formula.

**Function Result**

The calculation rules for any of PeopleSoft Pension Administration’s nineteen core functions. These rules match Definitions—the specific parameters for the function—to the Groups of employees that use that particular definition. Function Result also refers to the value produced by the rules.

**Fund ID**

In the financial services industry, Fund ID is a lookup code used to track investment funds associated with a financial instrument or account. Provided primarily by the financial analytic applications to track investment funds for insurance policies.

**Funds Transfer Pricing (FTP)**

See PeopleSoft Funds Transfer Pricing.

**Fungible**

This term describes a resource used for multiple activities.

**Future Period**

Any pay period which is not current and whose close date hasn't passed (see Time Reporting).

**Future Periods**

The number of periods of future forecasts maintained by the PeopleSoft Demand Planning system.

**G****Gang Reporting**

See Crew Reporting.

**General Deduction**

Any non-benefit deduction. Examples include charitable deductions, union dues, parking, garnishments, and bonds. General Deductions are calculated from the General Deduction Table; Benefit Deductions draw on one of the benefits tables.

**General Ledger Distribution**

The process and guidelines by which accounting information is transferred from your PeopleSoft Receivables or Deduction Management system to a general ledger system.

**General Schedule (GS)**

Compensation and pay plan used by the Executive Branch of the federal government.

**Generation Control**

Generation control elements allow you to indicate to the system whether to process an element based upon criteria you define. There are six parameters that control this function and comprise the definition of the generation control element—HR Status, HR Action/Reason, Segment Status, Frequency, Formula, and Run Types.

**Generic Conversion Factor**

A conversion factor that applies universally between two units of measure. The factor is used in the conversions between levels of PeopleSoft Demand Planning **Forecast Items** and Inventory Planning **Policy Item**.

**Generic Process Type**

This term applies to Process Scheduler. Process types are identified by a generic process type. For example, the generic process type "SQR" includes all SQR process types, such as "SQR Process," "SQR Report," and so on.

**Geo RSZ Code**

This code is for Belgian employers to track the geographical location for RSZ codes.

**Geographic Location Code**

In Canada this code is prescribed by the government and refers to the location a business is in.

**Giveaway Adjustment Type**

In PeopleSoft Order Management, the price break tables are set up to indicate what product the user receives as a free premium based on defined quantities or prices. The giveaway item does not have to be the same product that the customer is purchasing. For instance, you may set up a price break that indicates that a purchase of 100 widgets entitles the customer to one or more free T-shirts. The system automatically adds an order line for the free item. Giveaways cannot be applied to the total order.

**Goals Matrix**

In PeopleSoft Workforce Analytics, a matrix used to create calculation rules for group or employee performance goals. You can combine and standardize multiple performance goals into a single, weighted, goal score, against which actual performance is compared. A Goals Matrix can be used to in conjunction with a pay out distribution plan called a Target Plan.

**Grace Period**

A period that is a number of hours or minutes before or after a scheduled punch where a time reporter's punch is accepted. For Stock Administration, the period of time an optionee has to exercise an option after termination and before the option expires.

**Grade**

A range of pay in a graduated scale that includes positions of different occupational groups. The work performed should be equivalent as to the level of difficulty and responsibility and the level of qualification requirements of the work. The levels are established and designated within a specific pay plan by law or regulation.

***Graduate Education***

Successfully completed education in a graduate program for which a bachelor's or higher degree is normally required for admission. To be creditable, such education must show evidence of progress through a set curriculum, i.e., it is part of a program leading to a master's or higher degree, and not education consisting of undergraduate and/or continuing education courses that do not lead to an advanced degree.

***Grandfathered Benefit***

A benefit that an employee was entitled to prior to a change in the plan and that defines the employee's new minimum level of benefits. The change might be caused by a plan merger, new legislation, or a plan amendment.

***Grant***

A contractual right giving an individual the option to purchase a specified number of shares of stock through an Equity Compensation Plan. Also known as an option.

***Grant Agreement***

The legal document issued by a company defining the number of shares granted, grant price, vesting schedule and other terms and conditions of the stock option or stock award.

***Grant Date***

The date the individual begins participating in a stock purchase offering. The date on which an option or other award is granted. The date the company enters into the grant agreement. The underlying stock's fair market value on this date generally derives the option price.

***Grant Price***

The price per share at which the stock option was granted. This is the price per share the individual must pay when exercising the option.

***Gross Salary***

The sum of an employee's salary and earnings defined as part of gross salary. The gross salary is used to calculate budget amounts for benefit plans defined as a percentage of an employee's salary.

***Gross-up***

The process used to calculate taxes and resultant gross pay from a check for an exact net amount.

***Group***

In PeopleSoft Billing, a specific term for a posting entity composed of one or more transactions (items, deposits, payments, transfers, matches, or write-offs).

**Group**

Any set of records associated under a single name or variable in order to run various calculations in PeopleSoft Business Processes. In Time and Labor, for example, employees are placed in groups for time reporting purposes, while in Administer Variable Compensation, groups identify which employees are eligible for what forms of compensation. In PeopleSoft Pension Administration, you'll use Custom Statements to define criteria for grouping employees, then by associating calculation rules (Definitions) with specific Groups, you can vary rules for different classes of employees.

**Group Asset**

A financial asset with no cost information. It is used to depreciate the sum of the costs of its associated group member assets.

**Group Asset Depreciation**

The depreciation of a group asset calculated using an average service life set by a local regulatory agency and a calculated group depreciation rate.

**Group Coverage (Or Generic) Qualification Standards**

Standards prescribed for groups of occupational series that have a common pattern of education, experience, and/or other requirements.

**Group Member Asset**

A financial asset with cost information. Cost information for all group members of a group asset is summed up to the group asset level, where depreciation is calculated.

**Group Security**

The ability to grant or deny access to groups. You can set up group security by Group ID or by user ID.

**Group Security [Time and Labor]**

The ability to grant access to employee time, by providing security through Time and Labor's groups functionality. For example, you might want your employees to only access their own records, or allow your supervisors who handle all of the time input for have access to specific groups. You can restrict the user from accessing everyone, or allow the user to be able to access only their own records, or only a specific group. This feature also provides the ability for employees to report their own time.

**Group Type**

An indicator of the activity that created the billing group: billing, maintenance, payment, transfers, or unposted.

## H

### ***Handicap Code***

A code that identifies a type of physical or mental impairment that substantially limits one or more of an employee's major life activities.

### ***Hazard/Disposal Code***

An inventory item group sharing a disposal routine.

### ***Headcount***

The number of people represented by a given Employee Survey record in the PeopleSoft Enterprise Performance Management product line.

### ***Health and Safety Executive (HSE)***

Health and Safety reporting for your UK operations is sent to the local office of the HSE per the requirements of the RIDDOR (Reporting of Injuries, Diseases, and Dangerous Occurrences Regulations).

### ***Health Benefits Code***

An alpha/numeric code that identifies each Health Benefit plan.

### ***Health Benefits Effective Date***

Date the health benefit plan goes into effect or the effective date of cancellation.

### ***Hierarchy***

Hierarchy refers to the relationship between the levels in a dimension.

### ***Highly Compensated Employee (HCE)***

An IRS employee category applied to employees who are considered “highly compensated” according to a federally set standard. This distinction is used for the purposes of nondiscrimination tests, to determine that Section 401 and Section 129 plans do not discriminate in favor of highly compensated employees.

### ***HIPAA***

The Health Insurance Portability and Accountability Act of 1996. PeopleSoft Benefits applications enable you to comply with this act, which requires that employers provide Certificates of Group Health Plan Coverage to employees who have their health coverage terminated. This certificate lists group health coverage an employee had for the twelve month period prior to the date coverage ended as a result of termination of coverage. The HIPAA certificate will be used by subsequent health coverage carriers to evaluate pre-existing condition clauses, if applicable.



***Historical Periods***

In PeopleSoft Demand Planning, a component that indicates the maximum number of periods of historical demand maintained for a **Forecast Item** within a **Forecast View**. Historical periods must be a minimum of two years in order to support the development of seasonal models based on an item's demand history.

***Historical Rules***

An element used to set up rules that retrieve data from prior periods. Historical rules can be used in formulas and fictitious calculations.

***Historical Usage Calculation Method***

In PeopleSoft Inventory Planning, a method that defines the set safety stock or minimum inventory level. The usage is based on the review of historical demand over the number of effective periods. The historical demand quantity is determined by one of four methods; maximum possible usage, Lead Time, estimated daily or period use, and static values calculations.

***Hold Grade/Step***

Grade/step the employee was in prior to receiving a temporary promotion.

***Hold Last Equivalent Increase (LEI)***

Date held by an employee for this event prior to receiving a temporary promotion. Necessary in order to establish the WGI due date if returning to original grade/step.

***Hold Position Description***

The new position description number that is the result of a reclassification action prior to the NOA being processed.

***Hold Purchase***

A flag that tells the system to keep this participant in the purchase process. The hold flag is maintained at the contribution page.

***Hold Within Grade Increase (WGI) Due Date***

WGI due date prior to an employee receiving a temporary promotion.

***Holding Period***

Typically refers to the holding period required for ISO's and Qualified Section 423 Purchase Plans, to receive preferential tax treatment on a disposition of shares. See Disqualifying Disposition.

**Hours Counting Service**

A service calculation that uses actual or generated hours to determine the service credited to a pension plan participant.

**Hours Equivalence Service**

A service calculation that uses hours to determine service, but that uses a set number of hours per day, week, or other period worked rather than counting actual hours.

**HR Action/Reason Category**

A group of related job actions—for example, hire and rehire—treated similarly for pension purposes in PeopleSoft Pension Administration.

**HRMS Warehouse**

See Warehouses.

**I****Ignore Plan**

Complex event processing feature of PeopleSoft Benefits Administration that enables the user to designate plan types linked to a particular Event Rules/Event Classification combination as being unaffected by Benefits Administration processing.

**Ignore Violations**

The ability to report over capacity violations but not to score or repair them during the optimization process.

**Imputed Income**

Theoretical income that a company pays on behalf of an employee but the individual does not actually receive. This “theoretical income” must be added to the employee’s gross wages. In general, imputed income refers to the value of excess Group Term Life or Dependent Life coverage.

**In Punch**

Indicates start of a shift.

**In the Money Option**

When the fair market value of the stock is greater than the grant price of an option.

***INAIL code***

In Italy, the INAIL code is used to classify jobs according to the level of risk associated with the job and the related risk insurance required by the employer. INAIL codes are defined by the employer.

***Incentive Pay Plans***

In PeopleSoft Workforce Analytics, pay plans that are formula-driven based on the expected results defined at the beginning of a performance cycle. Incentive plans are designed for the individual worker, or for group levels such as teams, business units, divisions, or company-wide. Incentive plans are used for a variety of reasons; including cost control, alignment of employee and shareholder interests, and increased focus on specific performance indicators.

***Incentive Plans***

Pay plans that are formula-driven based on the expected results defined at the beginning of a performance cycle. Incentive plans can be designed for the individual worker or at group levels such as teams, business units, divisions or company wide.

***Incentive Stock Option (ISO)***

For an option to be considered an Incentive Stock Option, it must have the following characteristics:

- The option must be granted pursuant to a plan which includes the aggregate number of shares which may be issued under options and the employees (or class of employees) eligible to receive options, and which is approved by the stockholders of the granting corporation within 12 months before or after the date such plan is adopted;
- The option must be granted within 10 years from the date such plan is adopted, or the date such plan is approved by stockholders, whichever is earlier;
- The option is not exercisable after the expiration of 10 years from the date such option is granted;
- The option price is not less than the fair market value of the stock at the time such option is granted;
- The option is not transferable by such individual otherwise than by will or the laws of descent and distribution, and is exercisable, during his lifetime, only by him, and;
- The optionee, at the time the option is granted, does not own stock possessing more than 10% of the total combined voting power of all classes of stock of the employer corporation or of its parent or subsidiary corporation.

***Incomplete Punch***

A punch that cannot be processed (i.e. missing employee ID, invalid date or time).

***Incremental Budgeting***

A budgeting option during budget development that uses prior year actual or budget values as a basis and then applies a percentage that increments the base. PeopleSoft Budgeting-specific.

***Incumbent***

An employee currently assigned to a position.

***Indirect Compensation***

Typically involves non-cash types of compensation awarded to the individual in exchange for their contribution to the organization. Common types of indirect pay include health and welfare benefits (for example, medical, dental, vision, long-term disability, short-term disability, unemployment insurance), payment for time not worked (for example, holiday, vacation, sick), and employee services and perquisites (for example, club memberships, parking, holiday gifts).

***Indirect Cost***

A cost that is assigned by management to an activity or a cost object. An example is the cost of office space assigned to an activity.

***Individual Occupational Requirements***

Requirements, e.g., experience or education, for particular occupational series of positions within a series and are used in conjunction with a group coverage (generic) standard.

***Individual Retirement Record (IRR)***

Used by the Office of Personnel Management (OPM) as the basic record for determining the retirement benefits payable to separated federal employees and their survivors. Employees covered by the CSRS retirement plan require SF-2806. Employees covered by the FERS retirement plan require SF-3100. In addition, the SF-2806-1 and SF-3101 are used for corrections to the IRR. See also Correction to IRR.

***Inherit Control Group Policies***

In PeopleSoft Inventory Planning, a feature that controls whether the policy for an item is set explicitly or defaults from the associated **Policy Control Group**. A series of check boxes enable you to define which policies to inherit.

***Initial COBRA Events***

The event which makes an individual eligible for COBRA coverage. Typical initial COBRA events include loss of benefits eligibility due to termination, reduction in hours, retirement, and military leave, as well as divorce, death of employee, and Medicare entitlement. See COBRA and Secondary COBRA Events.

***INSEE (National Institute for Statistical and Economical Studies) Codes***

INSEE is an official statistics and economics organization in France. INSEE codes for your French company's organizations are used in regulatory reporting.

***INSEE PCS (Classification par Catégorie Socio-Professionnelle) Code***

Each PeopleSoft Human Resources French Jobcode is linked to a four-digit INSEE PCS, or social/professional classification code.

***In-Service Date***

In PeopleSoft Asset Management, the date upon which an asset is placed in service. In-service date is used in conjunction with an asset's prorate convention to determine Begin Depr Date.

***Inservice Placement***

Includes a noncompetitive action in which a position is filled with a current or former competitive service employee through promotion, reassignment, change to lower grade, transfer, reinstatement, reemployment, or restorations. Inservice placement also includes noncompetitive conversion of appointees whose Federal excepted positions are brought into the competitive service under Title 5 CFR 316.702, and Department of Defense/Nonappropriated Fund (DOD/NAF) and Coast Guard NAF employees whose positions are brought into the competitive service.

***Insider***

An officer, director or principal shareholder of a publicly owned company and members of his or her immediate family. This category may also include other employees of the company and people who obtain nonpublic information about the company.

***Insider Trading***

When a person trades a security while in possession of material non-public information in violation of a duty to withhold the information or refrain from trading. The securities law broadly prohibits fraudulent activities of any kind in connection with the offer, purchase, or sale of securities.

***Instance***

A row of data on the Positive Input table. Instances of positive input can be entered manually, or can be system generated. They can also be received from other applications, such as PeopleSoft Time and Labor.

***Integration Level***

The salary level in a defined benefit excess plan at which a higher benefit rate becomes applicable. For example, the following formula uses a \$10,000 integration level: 1% of Final Average Earnings up to \$10,000 plus 1.75% of Final Average Earnings over \$10,000.

***Integration Template***

A high-level template that defines the integration between PeopleSoft Projects and your other financial applications. Each integration template you create defines a specific set of business units from your other financial applications. Each project is then assigned an integration template containing this preset integration information. You can use Integration Templates to set up joint ventures, and new transactions added to that project will reflect the business units defined in the integration template.

***Intensity***

The cost for each unit of the activity driver.

***Interest***

Some companies pay interest on the monies that are being withheld from employees' paychecks. The interest plus the employees' stock purchase contributions are used to purchase stock at the end of the purchase period.

***Interest Rate Modeling***

An FSI feature that allows you to model interactively interest rate scenarios for Asset Liability Management, and to run rate scenarios and analysis in real time.

***Interest Rate Sensitivity Model***

In the financial services industry, this support module describes in granular terms how a group of customers holding a specific type of instrument with a particular interest rate will respond to changes in interest rates in the market.

***Interface Loader***

An SQR delivered with PeopleSoft Asset Management that is used to transfer load lines into the PeopleSoft Asset Management loader tables.

***Internal Data***

Data from PeopleSoft ERP systems, or other legacy ERP systems used by your organization.

***Interpolation***

To calculate a value of a function, or series, between two known values.

***Interunit Account***

The account for each business unit to which other business units in the same corporation refer when they need to distribute amounts across business units. These accounts are used to keep the individual ledgers in balance when a single transaction affects multiple business units.

***Inter-Unit Drivers***

Drivers that provide a means of establishing relationships between the cost objects of one organization with the supporting activities of the organizations that share business units and models.

***Interunit Transaction***

A transaction that involves moving amounts from an account in one PeopleSoft General Ledger business unit to an account in another General Ledger business unit.

***InterUnit Transfer***

A transfer that occurs between different business units.

***IntraUnit Transfer***

A transfer that occurs within one business unit.

***Intrinsic Rewards***

A reward that is generated by the worker internally such as job satisfaction, as opposed to Extrinsic Rewards which are tangible rewards.

***Inventory Adjustment***

A process that enables you to change the quantity of an item in the inventory system to match the actual physical quantity found in the **Storage Location**.

***Inventory Business Unit***

Usually a warehouse. You establish a separate inventory business unit (IBU) for any one of the following reasons: 1) You want on hand visibility to a specific location of your business that manages inventory. 2) You want to define replenishment rules for a specific location of your business that manages inventory. 3) You maintain standard and average costs in a specific location of your business that manages inventory.

***Inventory Cost Element***

A cost that can be associated with inventory items and inventory transactions. Examples include freight, overhead, and transportation. Each cost element has a unique cost code.

***Inventory Item***

A tangible commodity that is stored in an Inventory business unit (Ship From warehouse).

***Inventory Location***

See **Storage Location**.

***Inventory Policy***

In PeopleSoft Inventory Planning, a set of rules that controls how inventory policy values are calculated for items. Inventory policy is defined at the **Policy Control Group** and stockkeeping-unit levels. The elements that make up inventory policy are order quantity, safety stock, **Reorder Point**, and minimum and maximum policies.

***Inventory Transaction***

An event that moves inventory into, within, or out of the inventory business unit. Examples include material transfers, inventory adjustments, and standard issues.

***Inventory Transaction Group***

An identifier that categorizes transactions by type for costing purposes. For example, you can group all types of interunit transfers together.

***Invoice Format Identifier***

An identifier for the formatting options that determine the sorting and summarization levels of invoice information.

***IRC 423 (Internal Revenue Code 423)***

The section of the IRC that defines a Qualified Employee Stock Purchase Plan.

***IRR Fiscal Data Accumulation***

This report accumulates all retirement deductions for employees, as well as any LWOP and any basic pay that was received when an employee was not covered by the CSRS or FERS retirement plans.

***IRR Remarks***

Special remarks that are documented on an employee's IRR. IRR Remarks can be set up ahead of time and can be system-entered text or employee-specific.

***IRR Status***

IRRs can be in pending or final status. Those in pending status can be updated and corrected. A final status indicates that the IRR has been processed and can't be updated or corrected except through a Correction IRR or a Supplemental IRR.

***IRR Worksheet***

A preliminary IRR form that enables an agency to print a pending IRR for a separated employee, review it and make corrections, if necessary. Agencies can also use the IRR Worksheet to view a current IRR for an active employee.



***ISO IRS \$100K Limit***

The limit the IRS places on the exercisable value of Incentive Stock Options (ISOs) of \$100K per calendar year based upon the fair market value at the time of grant (Section 422 of the Internal Revenue code).

***ISO to NQ Grace Period***

The period of time after which an Incentive Stock Option is treated as a Non-Qualified Stock Option for tax purposes upon the termination of employment according to Internal Revenue Code Sections 421 and 422. Depending on the termination reason the option is treated:

- If the termination reason is for any reason other than death or disability, and an exercise occurs more than three months from the termination date, the system withholds taxes as if the option is a non-qualified stock option.
- If the termination reason is disability, the system withholds taxes if an exercise occurs more than twelve months from the termination date.
- If the termination reason is death, the system always treats the option as an ISO.

***Issue***

See **Material Issue**.

***Issuer***

A legal entity that has the power to issue and distribute a security.

***Item***

See **Inventory Item Planning Item** or **Receivables Item**.

***Item Content Provider***

Third-party software consisting of web-based catalogs of item and price information. These systems benefit the design and purchasing of new products by accelerating item location, maximizing design reuse, and reducing acquisition costs. PeopleSoft Purchasing, Engineering, and Inventory integrate to Item Content Providers, and the information is used by many other PeopleSoft applications.

***Item Rounding Rules***

A set of rules determining how fractional values are rounded so that calculations result in whole numbers. Rounding rules are used in conjunction with **Quantity Precision Rules**.

***Item Simulation***

In PeopleSoft Demand Planning, a process that enables you to interact with the forecast in a manageable manner and perform "what-if" analysis by comparing the effects of different forecast models.

**Item Type**

An identifier that defines inventory items at a very high level, and may include sets of Item Families. For example, the families Computer Items and Office Furniture might be categorized by types like Outside Manufacturing, Finished Goods, and Work In Progress.

**Item-Specific Conversion Factor**

A conversion between the same two units of measure when the measurements have a different value for an item. For example, a conversion between packaging unit and stocking unit.

**Iterative Processing**

Refers to a concept on only re-calculating those payees who have had changes and need to be recalculated (if you choose to run your payroll multiple times before actually finalizing it). This concept saves you a lot of time as you only have to recalculate those payees who have had a data change or who you indicate you would like to be recalculated.

**J****Java Server Handlers (JSH)**

The JSH manages network connectivity, making service requests from the Jolt Repository, and translating Tuxedo buffer data into the Jolt buffer.

**Java Station Listeners (JSL)**

The JSL handles the work of the client connection, tracking client messages, and session handoff.

**Job Code**

An ID for a job as defined on the Job Code table.

**Job Code Components**

The pay components assigned to a job code by associating rate codes with job codes on the Default Compensation page or the Non-Base Compensation page of the Job Code table.

**Job Code Cost**

Evaluation of salaries for specific job codes.

**Job Compensation Rate**

The compensation rate of the corresponding job row.

**Job Events**

Actions relevant to an employee's employment—such as a hire, transfer, or termination—that can affect benefit program or plan eligibility. Used by PeopleSoft Benefits Administration. See Event Class.

**Job Order Cost Accounting**

A cost accounting method that attempts to develop a discrete cost for each job performed or product produced. Only the material, labor, and overhead required to complete the job are attributed to the job cost.

**Joint and Survivor Payment Option**

A form of pension payment in which benefits are paid for the life of the participant and a beneficiary. Should the beneficiary outlive the participant, the benefit continues (often in a reduced amount) for the life of the beneficiary.

**Joint Staffing Report**

In the United Kingdom governmental agencies are required submit the Joint Staffing Report. Although it is mainly designed for government sector organizations, commercial organizations may also use this SQR to provide a summary of their staffing by department, job code, gender and full/part time employment status.

**Jolt**

A BEA/Tuxedo companion product that runs on an application server domain and is used to listen for Web Client Java requests and transfer them to Tuxedo.

**Journal Code**

The second highest level of three categories for defining a financial transaction (or document), necessary when using document sequencing. Examples of journal code are domestic sales and export sales. This category is preceded by journal type and followed by document type.

**Journal Generator Template**

A table containing defaults to be used in journal generation. PeopleSoft Asset Management and Billing require one journal generator template for each transaction type.

**Journal Line**

A record storing a double-sided, balanced entry for a given journal. A single journal usually includes multiple lines. The sum of the monetary amounts for the journal lines in one journal totals zero (debits = credits).

**Journal Template**

A list of the characteristics of the general ledger journal entries that will be created from your PeopleSoft Receivables system.

**Journal Type**

The highest level of three categories for defining a financial transaction (or document), necessary when using document sequencing. Examples of journal types are sales journal and purchase journal. This category is followed by journal code, then document type within the journal code.

**Journal Voucher**

A PeopleSoft Payables voucher that enables you to make accounting entry modifications while keeping your PeopleSoft General Ledger and Payables systems in sync. Like the adjustment voucher, the journal voucher is linked to an existing voucher.

**K****Kanban ID**

A unique identifier used to track Kanban cards and replenishment requests when using PeopleSoft Flow Production.

**Keep Ledgers in Sync**

An option in PeopleSoft General Ledger that defines how a transaction should be posted—to all ledgers in a ledger group as opposed to only a single specified ledger.

**Key**

See **ChartKey**.

**Key**

One or more fields that uniquely identify each row in a table. Some tables contain only one field as the key, while others require a combination.

**Key Performance Indicator (KPI)**

KPI is used by the PeopleSoft Performance Management analytical applications. KPIs are high-level measurements of how well an organization is doing in achieving critical success factors. A KPI defines the data value or calculation from the Data Warehouse tables upon which an assessment is determined.

**KPI (Key Performance Indicator)**

See Key Performance Indicator.

**Knowledge, Skills, And Abilities (KSA)**

Also known as Competencies, these are attributes required to perform a job and are generally demonstrated through qualifying experience, education, or training. *Knowledge* is a body of information applied directly to the performance of a function. *Skill* is an observable

competence to perform a learned psychomotor act. *Ability* is competence to perform an observable behavior or a behavior that results in an observable product.

## L

### **Labor Costs**

Actual expenditures associated with *salary* portion of time reporter expense.

### **Labor Dilution**

A process that occurs after the Labor Distribution process in PeopleSoft Time and Labor. The labor dilution process takes the costs that the payroll system has calculated for payable time, determines an average or rate per hour, and applies the average amount evenly across all reported hours for the day.

### **Labor Distribution**

The process of distributing payroll expense to the corresponding payable time entries generated in PeopleSoft Time and Labor.

### **Labor Distribution Amount**

An actual labor cost associated with reported time.

### **Last Equivalent Increase (LEI)**

Reflects the effective date of the last step received in grade or the last promotion, whichever is most current (does not include QSI). Used as the basis to establish an employee's WGI due date.

### **Last Physical Counting Event**

The last date the inventory item was counted. This information is stored with each inventory item.

### **Last Purchase Date**

The item's most recent purchase date in the inventory business unit.

### **Last Putaway Date**

The item's most recent putaway date in the inventory business unit.

### **Last Putaway Document Number**

The item's most recent putaway document identification number in the inventory business unit.

***Last Receiving Date***

The item's most recent receipt date in the inventory business unit.

***Last Shipping Date***

The item's most recent ship date in the inventory business unit.

***Last Shipping Document Number***

The item's most recent shipping document identification number in the inventory business unit.

***Law Enforcement Officers (LEOs)***

Positions within the Federal government involving law enforcement. Under FEPCA, many of these positions are entitled to additional special pays.

***Lead-Time Estimated Usage***

An inventory planning method for calculating historical usage of an item. The historical demand is prorated on a daily basis and then multiplied by the number of days lead time for each effective historical period. The maximum period value is then used as the safety stock or minimum stock level. This method should be used for items that have a steady demand pattern throughout each period.

***Lead-Time Period Usage***

An inventory planning method for calculating historical usage of an item. The purchase lead time is rounded up to a specified number of periods. The historical demand is calculated as the maximum usage during these periods and the safety stock or minimum-stock level is set to this value.

***Leave***

Time entitled to an employee as a benefit, such as, Sick, Vacation, STD, and LTD. This process is managed by HRMS (see Time Reporting).

***Leave Accrual Processing***

Processing of leave accruals is used to maintain employee leave balances. All leave benefit plans accrue leave by length of service or number of hours worked. Leave accrual processing is used to determine the employee's leave accrual award and resulting leave balance.

***Leave Accruals***

Hours that employees earn to use at another time, such as annual leave and sick leave.

***Leave Plan***

A method for earning and managing leave time.

***Leave Without Pay (LWOP) Total (Cumulative)***

An employee's cumulative number of hours of leave without pay (LWOP).

***Ledger Group***

In PeopleSoft General Ledger, a group of ledgers consisting of one primary ledger and secondary ledgers.

***Ledger Mapping***

Ledger mapping is a process that enables you to relate expense data from your general ledger accounts to resource objects. Multiple ledger line items can be mapped to one or more resource IDs. You can also use ledger mapping to map dollar amounts (referred to as rates) to business units. You can map the amounts in two different ways: an actual amount that represents actual costs of the accounting period, or a budgeted amount that can be used to calculate the capacity rates as well as budgeted model results. In the PeopleSoft Enterprise Warehouse (EW), Ledger Mapping enables you to map general ledger accounts to the EW Ledger table.

***Ledger Template***

A table containing records and fields common to all ledgers that ensures that all ledgers specified in a ledger group share the same physical layout.

***Ledger Type***

The unique combination of a single ledger, scenario, and fiscal year. Multiple ledger types make up a ledger type set.

***Ledger Type Set***

A collection of ledger types, the members of which will represent the members of your ledger type dimension.

***Legend ID***

A way of recording information that is displayed upon the Issuance Instruction Report. Can be used to record a notice that should appear on the back of a stock certificate indicating that the shares represented are "Restricted Securities." Can also be used to indicate how shares should be processed, as in the case of Swaps, Trades, Repurchases and SAR Exercises.

***Level***

A section of a tree that organizes groups of nodes.

Defines a set of **Forecast Item** with a common key structure. Each level is related in a hierarchical definition with other levels in the view. A level definition contains descriptive and control data that relates to the operation of the forecast at each level within the view.

**Level**

The section of a tree that organizes groups of nodes.

**Level Income Payment Option**

An annuity form of pension payment in which payments are increased in early years (prior to eligibility for Social Security benefits) and decreased in later years when Social Security benefits are also received. The goal is to provide a relatively constant total retirement income both before and after Social Security eligibility.

**Life Profile**

In PeopleSoft Demand Planning, a feature that enables you to establish product forecasts based on predefined patterns in an item's life cycle.

**Lifecycle (of Reported Time)**

A representation of time through the various stages of Time and Labor; includes processing of current, future, and previous period time from scheduling and time capture through Time Administration and distribution.

**LIFO (Last In First Out)**

Method used by companies to record Disqualifying Disposition Income. If a company uses this method they record the optionees disposition of shares by attributing the shares to the most recent exercise, purchase or release dates for which shares remain available for sale.

**Line-Item Budgets**

The budget amounts associated with ChartField distributions that make up an organization's budget. Line-item budgets include personnel costs as well as operating and maintenance costs. They also include revenue estimates. PeopleSoft Budgeting-specific.

**Line Schedule Editor (LSE)**

PeopleSoft Production Planning utility or tool that displays production tasks for multiple products on multiple resources across multiple periods of time.

**Literal Mapping**

In PeopleSoft Demand Planning, a mapping option for formatting data that is common to all records being imported. This enables you to set an available field value for all the loaded rows.

**Load**

The feature that initiates a process to automatically load information into a PeopleSoft application—for example, populating the PeopleSoft Benefits database with plan-level election information.



**Load Activation**

Load Activation enables you to specify exactly which part of your Data Mart to build, including security. You set up load activation on the Load Activation page.

**Load Planning**

The PeopleSoft Inventory feature that picks, packs, and ships orders by Load ID. Load Planning is also used to estimate shipping weight, volume, and charges.

**Loader Table**

Any table in PeopleSoft Asset Management used to store load lines before they are loaded into the system as open transactions. The loader tables comprise INTFC\_FIN, INTFC\_PHY\_A, and INTFC\_PHY\_B.

**Loan Exercise**

A form of cash exercise, typically requiring a loan agreement and a promissory note.

**Local Code**

In PeopleSoft Demand Planning, a type of validation used for a user-defined field code. If a user-defined field is marked to require local table validation, **User-Field Code** are used to determine the list of valid values for the field.

**Local Functionality**

Local functionality is the set of information in PeopleSoft HRMS that is available for a specific country. You can access this information when you click on the appropriate country flag push button in the global window, or when you access it by a local country menu.

**Location Accounting**

An accounting method that captures and records material movement within the warehouse, providing accounting visibility based on where the inventory resides. You can designate certain **Storage Area** as raw material, WIP, or finished goods by assigning the corresponding account ChartField (account, department, product, and project ID) to the storage area. All inventory locations in a storage area use the storage area account.

**Location Code**

Locations enable you to indicate the different types of addresses a company has—for example, one to receive bills, another for shipping, a third for postal deliveries, and a separate street address. Each of these addresses has a different location number. Every customer role must have a primary location, which will be used throughout the system on all panels that display a customer address. The primary location—indicated by a *1*—is the address you use most often when contacting the customer, and may be different from the customer's main address.

***Location Summary***

A Picking Plan option that sorts the picking plan according to the highest-level sort options defined and prints the order lines and the total item quantity to pick from each **Storage Location**. Because the layout of the printed report reflects the actual positions of stock to be picked, personnel can follow a serpentine path through the warehouse, fulfilling all orders on the picking plan without revisiting locations.

***Lock for Confirm***

A flag on the Pay Line record that enables users to access the database 7 days a week, 24 hours a day, without affecting or interrupting payroll processing. Issues a warning message "A payroll is currently in process for this employee. This data will not be processed until the next payroll."

***Log file***

One way that you can monitor the build process is to review the log files that the build process automatically generates. Keep in mind that the log file is entirely separate from the script file; do not confuse the two. How much information that the log file contains is up to you. You can set up your logging so that all status (both good and bad) appears in the log, or you can specify that just the errors or warnings appear in the log. This section describes the options you can specify in regards to the Build log file.

***Long-Term Variable Compensation***

In PeopleSoft Workforce Analytics, a component of direct compensation that consists of long-term payments to an employee in the form of stock programs, and deferred compensation.

***Lookup Codes***

In the financial services industry, these are user-defined codes that enable the system to define and categorize incoming Instrument table information. They also provide a means for you to report on specific data, such as treasury position, balance type, and ledger account.

***Lot Status***

The status assigned to a lot. In PeopleSoft Inventory, a lot's status can be Hold, Open, Rejected, or Restricted.

***Lump Sum***

A tax method that determines withholding based on the Canadian Lump-Sum tax table.

***Lump Sum Payment Option***

A form of pension payment in which some or all of a participant's benefit is paid as a single sum.

***Lump Sum Reporting***

A Time and Labor process that enables you to report time in a lump sum of hours or units for a single Time Reporting Code, and quantities of time. The system uses a batch process to gather the information you enter, perform edits, and update the daily time tables. The system uses the default assignments you establish for workgroups, taskgroups, shifts and so on.

**M*****Maintenance Worksheet***

A work space for creating write-offs, matches, or adjustments to clean up posted items.

***Manage Base Pay Structure***

*See* Base Pay Structure

***Manage Compensation Planning***

A PeopleSoft Workforce Rewards module that facilitates modeling and analysis of compensation costs across organization units, specific job classifications, or groups. You can focus on the impact of changes to workforce size, or on changes to fixed and variable compensation elements, and determine their effects on current and future payroll costs.

***Manage Market Compensation***

A PeopleSoft Workforce Rewards module you use to match your company's jobs to similar jobs found in published market compensation surveys. You then calculate a target market rate based on a weighted average from multiple surveys. This market rate is then used to assess your company's gap to market and to perform cost impact analysis.

***Manage Retention Planning***

A PeopleSoft Workforce Rewards module that enables organizations to analyze the factors that lead to employee turnover, and how retention of key employees affects business performance and goals.

***Manual Checks***

Any checks calculated and prepared outside of the PeopleSoft Payroll system that you must enter into the system manually.

***Manual Count***

A PeopleSoft Inventory procedure in which you enter the actual count data and then create the counting event with its header, item records, and count quantities.

**Manual Events**

Events that are inserted by the user manually through the BAS Activity table. Events are actions that occur, which potentially change employee benefit coverage eligibility—see Event Class for more information. Used by PeopleSoft Benefits Administration.

**Manufacturing Cost Element**

A particular category of an item's cost. For example, when you produce a subassembly that has a cost of \$100, the cost can be broken down further into material costs, labor costs, and overhead costs.

**Manufacturing Execution Systems (MES)**

Third-party system that enables detailed planning and execution of production activities from production order release to completing finished goods. PeopleSoft Manufacturing integrates to MES.

**Manufacturing Task**

Any job that can be performed within your manufacturing facility. A manufacturing task is associated with the work center in which the task is completed.

**Map File**

A file that defines the relationship between fields in a third-party system and PeopleSoft Demand Planning tables.

**Mapper Type**

This defines whether you are mapping actual or budgeted general ledger line items to resource ID within PeopleSoft Enterprise Performance Management.

**Marginal Tax Rate**

The tax rate that applies to the next dollar of income generated.

**Market Compensation**

A compensation review process in which you match your company's jobs to similar jobs found in published market compensation surveys, for the purpose of establishing new target market rates. Also referred to as Market Based Pricing or Market Analysis.

**Market Capitalization**

The value of a corporation as determined by the fair market value of its issued and outstanding common stock. It is calculated by multiplying the number of outstanding shares by the current fair market value of a share. Analysts look at market capitalization in relation to book, or accounting, value for an indication of how investor's value a company's future prospects.

**Market Rate**

Compensation rates, usually for regular base compensation or total cash compensation, found in published salary surveys. You use the Market Compensation module in PeopleSoft Workforce Rewards to age and weight this data, to create market rates you can compare against your organization's current pay rates.

**Mark-to-Market (MTM) Model**

In the financial services industry, the reevaluation of a portfolio's position at current market levels.

**Market Variance**

A comparison of the difference between an individual's, or group's, actual compensation, and available market compensation data for a comparable population in industry. Market compensation data is usually tied to job codes, and comparisons are usually made between similar jobs. Although the variance to market can be evaluated for any of the compensation components in the Compensation tree hierarchy (such as Total, Direct, or Base), market compensation data is most typically available for, and used in evaluating Base Pay (Base Salary). The main point of reviewing the market variance is to evaluate how well your workforce is paid in comparison to both prevailing compensation in industry, and your own organization's compensation strategy.

**Mass Adjustment**

A process of applying an amount or percentage change to one or many line item budgets at once. PeopleSoft Budgeting-specific.

**Mass Cancellation of Requisitions and Purchase Orders**

A utility that allows you to select and cancel groups of requisitions and purchase orders. You can use this utility during the year as well as at year-end in preparation for closing. The utility enables you to specify ChartField criteria for selecting documents for cancellation. For example, you can select all requisitions or purchase orders for a particular fund and organization, which have a remaining balance. Then you may select a subset of those records to approve for cancellation.

**Mass Change**

A user-configurable entity that defines the movement of data between the tables that store your business information. Mass Changes enable you to define the criteria by which you move or replace data in your tables. Based on the configuration of your system, Mass Change dynamically builds data access and gives you complete control over your system processing.

**Mass Change Template**

The foundation for defining mass changes. Mass change templates enable you to control which fields will be available for the operator to specify when defining a mass change, and whether those fields will be used as selection criteria or defaults.

**Mass Change Type**

The building blocks used in defining mass change templates. Mass change types specify which records the resulting mass change will select from the database, alter, and subsequently write back to the database. They also set up system field defaults that run behind the scenes to ensure that this mass change is processed correctly.

**Mass Validate Metadata Utility**

A PeopleSoft Enterprise Warehouse utility that enables you to validate, but not compile, Metadata objects. Mass Validate certifies all “as of dates” created for Filters, Constraints and DataSets for the specified run date. This utility helps ensure that your Metadata is valid at run time and increases your chance of a successful engine run.

**Match**

A process in PeopleSoft Workforce Planning, by which the system compares the roles, competencies, and accomplishments in the current competency inventory, with the requirements of a given competency strategy.

**Matched Punches**

A period between two consecutive punches during which some activity happens measured intervals.

**Match-Funding**

In the financial services industry, Match Funding refers to funding an asset with a like (term to maturity) liability. This helps an organization apply the appropriate funds transfer price. Although the actual asset might be funded with shorter-term liabilities, it does provide a better measure of financial performance for that asset, such as Risk Adjusted Return on Capital.

**Material Costing**

An inventory accounting method that assigns a cost to items in inventory. These costs can be assigned equally across all items or tracked individually for each item.

**Material Issue**

An event that triggers stock fulfillment requests for items in inventory.

**Material News**

Company news that could be expected to affect the value of a company's securities or influence investors' decisions. Material news includes information regarding corporate events of an unusual and non-recurring nature, news of tender offers, unusually good or bad earnings reports, and a stock split or stock dividend.

**Material Release**

A PeopleSoft Manufacturing process that—after material has been picked—decrements on hand inventory balances for the inventory storage areas and increments inventory to the WIP

locations defined by the routing or production area. The process also changes the production ID's or production schedule's status from Released to In Process.

### ***MAX Method***

See Maximum Method Policy.

### ***Maximum Compensation Hours***

The greatest number of hours to be paid for a specified TRC (see Time Reporting).

### ***Maximum Lead-Time Usage***

In PeopleSoft Inventory Planning, a policy control value that sets the safety stock level to the maximum quantity required during the lead time. This method is normally used when the demand for an item is low or intermittent but sufficient stock must always be available.

### ***Maximum Method Policy***

In PeopleSoft Inventory Planning, a policy that controls the way in which the system determines a reasonable high limit for the maximum inventory level of an item. The system provides warning messages when the inventory level exceeds the maximum level.

### ***Maximum Taxable Wage Base***

An annual earnings threshold used for Social Security purposes. Pension plans sometimes provide different levels of pension benefits for earnings above and below the Maximum Taxable Wage Base.

### ***Measure***

A measure represents the amounts brought into a cube—the numerical data.

In data warehousing, a Measure is a field type used interchangeably with fact. Measures are types of amounts. Any numeric field you want to apply a Data Manager rule against should be a measure.

### ***Measure ID***

In the Define Market Compensation module of PeopleSoft Workforce Rewards, a Measure ID is the identification code for a measure. For market compensation surveys, the Measure ID describes the percentile for each type of pay, as well as the regression statistic type. In PeopleSoft Workforce Analytics, for Benchmark Surveys, the Measure ID describes the type of benchmark.

### ***Measure Value***

In PeopleSoft Workforce Rewards, Measure Value is the calculated market rate value from market compensation surveys for a given percentile of a market rate, and for a given scenario and job code. This is the annual rate you compare against the compensation paid for similar jobs in your company. The Measure value can also be the regression statistic value used for

Regressing Market rates. In PeopleSoft Workforce Analytics, for Benchmark Surveys, the Measure Value is the delivered Benchmark Ratio.

**Member**

A member is the OLAP equivalent of a node or detail value on a PeopleSoft tree. A member is a single item within a dimension, such as a single product name, department ID, or part number. Member names must be unique, even across dimensions. Cube Manager uses the term Dimension Field Mapping to identify members, dimension parents, and label mappings.

**Merchant**

In PeopleSoft eStore and Mobile Order Management, a level of online (web or wireless device) display and order processing controls set by the seller. See also Merchant Variant.

**Merchant Variant**

Associated with a user ID, a subordinate level of merchant controls that enable customers to access different variations of the same PeopleSoft eStore website. In PeopleSoft Mobile Order Management, variations are primarily used to differentiate order processing options and fulfillment methods or locations.

**Merit Matrix**

In PeopleSoft Workforce Analytics, a matrix used to define the amount rules for base compensation increases for your workers. A Merit Matrix provides the salary increase parameters for each review rating in a rating scale. The salary increase parameters are expressed in terms of a percentage. The percentage increase amounts are usually structured to express the company's pay strategy relative to employee performance, and the employee's degree of range penetration in their salary range.

**Merit Matrix Increase**

In PeopleSoft Workforce Analytics, an increase to an employee's base pay awarded based upon a Merit Matrix.

**Message definition**

The object definition specified in Application Designer which contains message information for PeopleSoft's Application Messaging system.

**Metadata**

Information about data. Metadata is the information a database or application stores to describe your business data. At its simplest, metadata defines the structure of a data field—its data type and size, for example. Metadata can also describe more complex data relationships, such as the rollup structure for a chart of accounts. Reporting and analysis tools should be able to use this metadata to let users access data just as they would from within the application, without having to understand how it is stored.



For Enterprise Performance Management, metadata is used to describe the data stored in the PeopleSoft Enterprise Warehouse. There are different types of metadata, for example, TableMaps, DataMaps, and constraints. You typically define these when you set up the warehouse; however, Metadata (particularly constraints and DataMaps) is used to develop business rules that manage aspects of the dimensional models. Metadata enables technical users to define relationships between warehouse tables and enables business users to easily identify the data that interests them without having to know the database structure.

### ***Meta-SQL***

Meta-SQL: Meta-SQL constructs expand into a platform-specific SQL substrings. They are used in functions that pass SQL strings, such as in SQL objects, the SQLExec function, Application Engine programs, and so on.

### ***Metastring***

Metastrings are special expressions included in SQL string literals. The metastrings, prefixed with a percent (%) symbol, are included directly in the string literals. They expand at run time into an appropriate substring for the current database platform.

### ***Method***

A method can only be executed from an object, using dot notation. You have to instantiate the object first, before you can use the method.

For Enterprise Relationship Management, a method is the algorithm or formula that defines how the budget amount for a line-item budget is calculated or how it is derived if a calculation is not necessary. Types of methods include amount per FTE, itemization, annual percent growth rate based on a historical figure, and number of units multiplied by cost per unit. PeopleSoft Budget Planning-specific.

### ***Method Amount***

The amount for a line item budget resulting from the application of a method. It represents the budget amount after the method is applied to a line-item budget but before any adjustments or allocations are applied. PeopleSoft Budgeting-specific.

### ***Method Base***

The defined value to which a method is applied, if applicable. Not all methods require a base. PeopleSoft Budgeting-specific.

### ***Method Driver***

The factor used in a method's algorithm. For the method, amount per FTE, FTE is considered the driver. PeopleSoft Budgeting-specific.

### ***Method of Payment***

In PeopleSoft Grants, designates whether a payment is to be through a cost invoice or a Letter of Credit.

**Method Parameter**

A defined and derived value within a method, which drives an expense or revenue calculation. For the method, Amount per FTE, the number of FTEs is considered the driver parameter. PeopleSoft Budgeting-specific.

**Metric**

A metric is a calculation of facts. A metric is usually a number, but can be anything you want to measure.

**Metric Object Security**

Metric Object Security determines whether an individual can see a metric object in a Data Mart.

**Midpoint (Pay Range Midpoint)**

In PeopleSoft Workforce Analytics, the middle value in a pay range, halfway between the minimum and the maximum, calculated as  $(\text{Minimum} + \text{Maximum})/2$ .

**Midpoint Progression**

In PeopleSoft Workforce Analytics, the percentage difference from one grade midpoint to the next higher-grade midpoint, calculated as  $(\text{Midpoint2} - \text{Midpoint1})/\text{Midpoint1}$ .

**MIN Method**

See Minimum Method Policy.

**Minimum Benefit**

See Grandfathered Benefit.

**Minimum Compensation Hours**

The lowest number of hours to be paid for a specified TRC (see Time Reporting).

**Minimum Method Policy**

In PeopleSoft Inventory Planning, a policy that controls the way in which the system determines a reasonable low limit for the minimum inventory level of an item. The system provides warning messages when the inventory level drops below the minimum level.

**Missed Punch**

A punch that is not entered at the scheduled time (see Time Reporting).

***mkvdk***

Verity's command-line tool used to index a collection, insert new documents, perform simple maintenance tasks like purge and delete a collection, and control indexing behavior/performance.

***MLS***

Multilingual support.

***Modal transfer***

Modal transfers allow you to transfer an operator from one component to another component (the modal component) modally; that is, requiring the operator to OK or Cancel the modal component before returning to the originating component.

Modal transfers give you some control over the order in which the operator fills in pages. They are useful for finite tasks related to the main transaction. They are particularly useful in cases where data in the originating component can be derived from data entered by the operator into the modal component.

***Model Equivalency Factors***

In PeopleSoft Demand Planning, factors that adjust model errors to allow a fair comparison. During the Model Reset process, the errors associated with each of the models are multiplied by their associated factors. The factored errors are then compared to select the model with minimum errors.

***Models***

In the PeopleSoft Enterprise Warehouse, Models enable replication of an organization's business processes for analysis of cost flow through customers, departments, and channels.

***Model Recalculation***

In PeopleSoft Business Planning, users may checkout slices of the entire model for their appropriate role. This requires the entire model to be periodically recalculated to incorporate the users changes for dependencies in other areas of the model.

***Morphing***

Morphing is a technique of automatically transforming the look and feel of an interface based on the needs of an active object. The Application Designer toolbar and menus dynamically transform based upon the type of object definition that is active.

***Mortality Table***

A table showing rates of death by age. Mortality tables are part of a pension plan's actuarial assumptions.

***Moving Average***

In PeopleSoft Demand Planning, a model that averages a selected number of the most recent demand periods and creates a forecast of demand for the next and subsequent periods.

***Multibook***

A functionality supporting the requirement of a company to carry one set of books in their local currency (functional currency) and another set of books in the currency of their parent company (reporting currency). In PeopleSoft General Ledger, multibook functionality is multiple ledgers having multiple-base currencies defined for a business unit, and the option to post a single transaction to all base currencies (all ledgers) or to only one of those base currencies (ledgers). Also commonly known as dual-book.

Processes in PeopleSoft applications that can create both application entries and general ledgers denominated in more than one currency.

***Multicurrency***

The ability to process transactions in a currency other than the business unit's base currency.

***Multidimensional Analysis***

A type of analysis that enables you to look at data from many different dimensions, or attributes. You identify the dimensions of the data, then combine the dimensions in various ways. For example, you might identify five dimensions of your sales data: sales, region, channel, product line, and time. Once you've identified the dimensions, you can "slice and dice" the data based on combinations of these dimensions, such as sales in the Western region for the last quarter.

***Multidimensional Database (MDDB)***

A database that stores data for multidimensional analysis in a proprietary multidimensional format. Users access MDDBs exclusively for reporting and analysis, never transaction processing, so they are optimized for retrieval speed.

For Enterprise Performance Management, a Multidimensional Database stores data for multidimensional analysis in a proprietary multidimensional format. These databases are used exclusively for reporting and analysis, and never transaction processing, so they are optimized for retrieval speed.

***Multiple Jobs***

Multiple jobs allow you to hire an employee into more than one concurrent job and have them processed through Payroll, Benefits, and Pension. In order to enable this feature, the Multiple Jobs check box must be selected in the PeopleTools Options page.

***Multiple-table dynamic tree***

The user drills down through a hierarchy of parent and child records.

**Multivariate Forecasting Techniques**

In Enterprise Planning and Simulation, this is a forecasting method that uses both the recorded history for the target value and the history and forecasts for other variables (causal factors) to infer, not only a forecast for the target value, but also a functional relationship between the causal factors and the target value.

**N****National Association of Securities Dealers, Inc. (NASD)**

Self-regulatory organization of the securities industry responsible for the regulation of The NASDAQ Stock Market and the over-the-counter markets. The NASD operates under the authority granted it by the 1938 Maloney Act Amendment to the Securities Exchange Act of 1934.

**National ID Number**

Different countries track some form of National ID for payroll, identification or benefits purposes. For example, German workers are assigned a Social Insurance Number, UK workers have a National Insurance Code, and US laborers have a Social Security Number. Each of these different types of National IDs has unique formatting requirements associated with them as well.

**Nature Of Action (NOA) Code**

Indicates the type of personnel action being processed.

**Nature Of Action Description**

Describes the NOA code.

**Nature Of Action Effective Date**

The date the personnel action is effective.

**Negative Amortization**

Occurs when a loan payment does not cover the interest due on the loan payment, resulting in an increase of the principal amount.

**Net-To-Zero Adjustment**

A prior period adjustment where no compensation affecting fields on the pre-existing (original) record are changed by the adjustment.

***New Hire Report***

In the United States the Personal Responsibility and Work Opportunity Act of 1996 (the so-called Deadbeat Dads law) requires employers to report new hires to specified agencies within a pre-determined number of days from the hire date.

***Next Level Item***

In PeopleSoft Demand Planning, the **Forecast Item** at the next level that contains the current item as a child. This is the key of the group item at the next level up and is always within the same view.

***Next Year***

PeopleSoft Benefits term referring to the next open enrollment processing year.

***NIC (Numéro Interne de Classement) Code***

In France NIC numbers identify the entities inside the same enterprise, and represent an Internal Filing Number.

***No Control***

A target control that allows the user to submit a budget even if it is not within the planning target and the tolerance levels. The system tracks the budget against the defined planning targets but does not generate any warnings or validations. Users can still compare their planning targets against their budget amounts on the Planning Targets page in Line Item Budgeting.

***Node***

An individual item on a tree. Nodes summarize detail values or other nodes, and may or may not roll up into other nodes or levels.

***Node***

A node is a name that you can use to refer to some source of HTML content. In more practical terms, a node is a URI string that defines the database and server to be used when the portal servlet attempts to retrieve content, proxy addresses, and assemble pages.

***Non-Base Pay***

A pay component not included in the job comp rate calculation. It is used by payroll only in the paysheet calculation. For example, non-base pay can be set up for additional work, holiday pay, bonuses, and so on.

***Non-Benchmark Jobs***

See Benchmark Jobs.

***Noncompetitive Action***

An appointment or placement in a position in the competitive service that is not made by selection from an open competitive examination, and that is usually based on current or prior Federal service. A noncompetitive action includes:

- All of the types of actions described under inservice placement, above
- Appointments of non-Federal employees whose public or private enterprise positions brought into the competitive service under Title 5 CFR 316.701; and
- Appointments and conversions to career and career-conditional employment made under special authorities covered in 5 CFR 315, Subpart F.

***Nondiscrimination Tests (NDT Tests)***

Tests used to help employers ensure that their organization's 401(k), 401(m), and Section 129 dependent care reimbursement plans do not discriminate in favor of highly compensated employees. See Highly Compensated Employees.

***Non-Employee***

Those workforce resources hired to perform a specific job and/or hired for a specific period of time. Although non-employee time will be entered into Time and Labor for the purposes of managing their Task time, non-employee earnings will not be updated to Payroll and they will not be paid through the Payroll system.

***Non-HR Employee [Time and Labor]***

An individual employed by the corporation who is administered outside of the PeopleSoft Human Resources system.

***Non-Job Event***

Actions which result in changes to an employee's personal or demographic information that also affect benefit program and plan eligibility—such as an a state or postal code change, a family status change like a divorce, or a birthdate change. Used by PeopleSoft Benefits Administration. See Event Class.

***Non-Productive Time***

Any employee scheduled work time spent on tasks (or non-tasks) other than those which the employee was hired to perform. This could include time spent in training, time spent in meetings, travel time, and time spent reporting time.

***Non-Qualified Dependent***

Dependents such as domestic partners, their children, and other people who do not meet the definition of qualified dependents as presented in IRS Section 152. PeopleSoft Benefits applications enable the creation of benefit programs that offer health and life coverage to non-qualified dependents.

***Nonqualified Plan***

A plan that doesn't conform to ERISA rules. Employers cannot take a tax deduction for contributions to a nonqualified plan; instead, plan benefits are generally paid directly from the employer's assets.

***Nonqualified Stock Option (NQ)***

Any option that does not satisfy the conditions of a statutory stock option under the Internal Revenue Code and therefore does not qualify for preferential tax treatment. Generally, companies can design nonqualified options in almost any way they like. Features are:

- The grant price may be less than fair market value (with some exceptions under state law).
- Grants are not limited to employee of the company or subsidiary.
- No taxable income is recognized at the time of grant.
- Options can be granted to anyone (Employees, Consultants and Board of Directors).
- Difference between the fair market value on the date of exercise and the grant price is treated as compensation income.
- In the U.S., withholding tax obligation arises at the time of exercise.
- Company receives a tax deduction equal to the compensation income recognized.

***Nontaxable Benefits***

Any employer contributions that are not subject to Federal Withholding Tax, such as an employer's portion of a 401(k) plan.

***Normal Form of Payment***

The payment form associated with the amount calculated by the benefit formula. Pension Administration uses it as a basis for converting to optional forms of payment.

***Normal Hours***

The hours an employee is normally expected to be at work for any given workweek.

***Normal Line Of Promotion (Career Ladder)***

The pattern of upward movement from one grade to another for a position or group of positions in an organization.

***Normal Retirement Date (NRD)***

The date on which an employee is eligible to retire and begin receiving pension benefits. Eligibility for normal retirement is typically based on age only.



**Normalized database**

A normalized table adheres to certain standards designed to improve the productivity of the database user. Normalization makes the database much more flexible, allowing data to be combined in many different ways.

The standards for a normalized database are called forms, such as first normal form, second normal form, and so on.

**Normalized Loss**

In the financial services industry, Normalized Loss is the expected loss on a loan and is netted out of the profit and loss statement for management accounting or profitability measurement purposes. Similar to the bank's loan loss reserve, it enables the institution to analyze and account for expected losses on a more detailed level, by financial product.

**Northern Ireland Report**

In the United Kingdom the Fair Employment (Northern Ireland) Act of 1989 requires private sector employers with more than 10 employees to submit the Northern Ireland report to the Fair Employment Commission annually. The report indicates the religious composition (referred to as Community Background—Catholic, Protestant, Other) of the workforce, job applicants and appointees.

**Not To Exceed (NTE) Date**

Types are as follows:

- Appointment NTE Date: Indicates the length of time a person may serve in a position.
- Classification Temporary NTE Date: Established temporary date that is used for a temporary classification of a unique position.
- Hospitalization coverage.
- LWOP NTE Date: NTE date is the last day the employee is in leave without pay status. The employee is scheduled to return to duty the next workday.
- Position NTE Date: Indicates the length of time a position is available for use.
- Promotion NTE Date: Specific NTE Date: Specific time for an increase in grade on a temporary basis.
- Suspension NTE Date: Specific time an employee is to be on suspension. No salary is paid for the period.

**nPlosion**

A PS/ nVision feature that enables you to expand rows and columns in your spreadsheet to underlying details, as in drilldown.

**Numeric constant**

Numeric constants are any decimal number used in PeopleCode.

**O****Object-Based Modeling**

Object-Based modeling technology enables you to create parent and child models. In the PeopleSoft Enterprise Warehouse, you set up such models using the Scenario Manager.

**Object reference**

An object reference is one that uses the current object. For example, in the case of a component, pages within the component are related objects. The menus that use the component are its object references.

**Occupant Of Position/Vice**

Indicates new position or former occupant of a position.

**Occupational Series Code**

Designates a grouping of positions similar in work and qualification requirements. They are designated by a title and four digit number (e.g., the Accounting Series, GS-0510).

**Off Date**

A specific date that is defined as an off day (see Scheduling).

**Off Day**

A 24-hour period rounded by daybreaker with no associated shifts (see Scheduling).

**Off Day Type**

A classification of off days (i.e. holiday, plant shutdown) (see Scheduling).

**Off-Cycle Processing**

The process of calculating and creating a paycheck for one or more employees aside from the normally-scheduled (*on-cycle*) payroll run for their pay group. You typically use off-cycle payroll processing for employees who are being terminated, new hires who weren't entered into the system in time for the last on-cycle payroll run, and employees who received an incorrect paycheck during a normal on-cycle payroll.

**Offer Period**

This is the period of time in which an employee's ESPP share price is determined.

**Officer**

An insider who sits on the Board of Directors and who is also an employee of the corporation. Examples include CEO, CIO, CTO, CFO, COO, Corporate Secretary, and Treasurer.

**Official Forwarding Address**

An employee's mailing address following separation.

**Official Languages Act (OLA)**

Canadian federal institutions are required to report on the official languages used in their departments, in accordance with the Official Languages Act (OLA).

**Official Personnel Folder (OPF)**

The repository of a Federal employee's official documents related to Personnel history.

**Official Personnel Folder (OPF) Address**

Indicates the address where the Official Personnel Folder is maintained.

**Off-Invoice Discount (OI)**

A per unit discount deducted from the customer invoice and given by a manufacturer for promotional activities. Off-invoice discounts can originate from a National Allowance or Customer Promotion, and are passed to PeopleSoft Order Management so the discounts are applied correctly during order entry.

**Offset Plan**

A pension plan where the benefit formula includes an offset of a portion of the participant's Social Security benefits.

**OLAP**

Online Analytical Processing. OLAP is the multidimensional analysis of application data, performed interactively. The acronym contrasts with OLTP (Online Transaction Processing), which is what most production business application systems do.

**OLTP (Online Transaction Processing)**

OLTP refers to the applications that perform the business transactions that keep your company running, such as processing invoices or enrolling employees in benefits programs.

**Ontario Employment Equity Commission (OEEC)**

The OEEC requires employers in Ontario to complete workforce surveys.

**Open Enrollment**

The scheduled annual re-enrollment of plan participants into appropriate benefit programs and, within those programs, benefit options.

**Open Price**

The price at which a security starts a trading day.

**Open Season**

A time period during which Federal employees are open to re-enroll in a specific benefit plan and option. Open Seasons can be scheduled at varying times throughout the year and multiple Open Seasons can occur concurrently with each other. For FEHB processing, it is generally the time period from mid-November through mid-December. For Thrift Savings Plan (TSP) processing, these are semi-annual and are generally held from May 15 - July 31 and November 15 - January 31. Open seasons for FEGLI are infrequent and special notification from the OPM would be issued to all Federal employees should they occur.

**Open Transaction**

A transaction that has not yet been processed in PeopleSoft Asset Management.

**Operation**

In PeopleSoft Manufacturing, a job or task performed in a specified amount of time, done in one work center, and using one or more resources.

**Operational Data Store (ODS)**

A staging area in PeopleSoft Enterprise Warehouse for source application data and pre-processed data for tables optimized for reporting.

**OPF Code**

Indicates where the OPF is maintained.

**OPM**

Office of Personnel Management.

**Optimization**

In PeopleSoft Demand Planning, the process of evaluating and improving forecast model parameters.

**Optimize**

The process of creating a new PeopleSoft Planning schedule by repairing the violated constraints in a schedule automatically. The Optimizer can be prioritized for meeting due dates, for minimizing overtime costs, and so on.

**Option**

A contractual right that gives the individual the option to purchase a specified number of shares of stock through an Equity Compensation Plan. Also known as a grant. Regulatory agencies also refer to an option as the right to purchase stock in an employee stock purchase plan. These options are considered granted on the offering begin date.

**Option Adjusted Cost (OAC)**

In the financial services industry, the difference in the average expected return between an instrument without embedded options that are otherwise identical to the fully loaded instrument and the instrument fully loaded with embedded options.

**Option Adjusted Spread (OAS)**

In the financial services industry, the average return expected for an instrument, over the short-term risk-free rate, for all projected interest rate paths generated using Monte Carlo simulation.

**Option Types**

Types of stock options. PeopleSoft Stock Administration supports the following stock option types. Incentive Stock Options (ISO), Nonqualified Stock Options (NQ), Tandem Incentive Stock Options/Stock Appreciation Right (ISO/SAR), Tandem Nonqualified Stock Option/Stock Appreciation Right (NQ/SAR), Restricted Stock Award (RSA).

**Optional Forms of Payment**

Any alternative forms of payment available to a participant retiring under a pension plan. These can include: annuity options paid over the participant's (and possibly a beneficiary's) lifetime; certain term options paid over a specified number of years; and lump sum options paid out in a single payment.

**Options Outstanding**

The total number of option shares held by optionees. It is the number of Grants less the number of Exercises, Cancellations, and Expirations.

**Order Group**

Order groups link order terms that default into sales orders and quotes when you select an order group code.

**Order Line Number**

The line associated with an order identification number. The order line identifies an item and the requested quantity.

***Order Quantity Policy***

In PeopleSoft Inventory Planning, a policy that determines how replenishment order quantities are calculated for an item. For example, you can use a static number, provide upper and lower limits, or use an economic order quantity calculated by the system.

***Ordinary Income Tax***

An individual's tax on earnings from wages, tips, and all other sources except capital gains. Includes option profits upon exercise of non-statutory options.

***Origin ID***

A code that identifies the location of a payment deposit in PeopleSoft Billing. Origin ID also distinguishes the method of the payment's entry: online, external, or lock box interface. Billing origin ID identifies the remit to origin for billing. This function is mainly used for specifying where the customer should send payment.

***Original Option***

A stock option that is eligible for repricing. This option has a grant price greater than the current FMV.

***OSHA 200 Occupational Injury and Illness Recordkeeping Log***

In the United States this record-keeping logbook meets reporting requirements for reporting occupational injuries and illnesses to the Occupational Safety and Health Administration (OSHA). It lists the case numbers and details of each injury and illness that occurred during a calendar year.

***Out Punch***

Indicates the end of a shift.

***Out-of-the-Money***

A term used to describe an employee stock option when the current market price is below the option grant price. When an option is out-of-the-money, it costs more to exercise than the underlying stock is worth. Such options are also described as being "underwater."

***Output Result Tables***

Refer to the database tables that are populated with information at the end of each pay calculation.

***Output VAT***

VAT collected on sales or outputs.

***Outside Scope of VAT***

A transaction determined as not subject to VAT. No VAT code is associated with this type of transaction. The transaction is still logged in the VAT transaction table, but no tax is applied.

***Outside The Register Appointment***

An appointment in the competitive service made under an agency's applicant supply system because either there is not a sufficient number of eligibles on the appropriate register or no competitor inventory exists. Agencies are also authorized to make temporary limited appointments outside the register at grades GS-12 and below.

***Outstanding Option***

A stock option that still has unexercised (vested or unvested) uncancelled or unexpired shares. Options with a "pending" status are not included. Only options with a status of 'active' or 'suspended' are considered outstanding.

***Overlapping Promotions***

Multiple customer promotions related to the same customer, and the same product, at the same time.

***Override Rate***

Cost per hour or unit reported with time used to replace the time reporter's default rate. (see Time Reporting)

***Override text***

Text not derived from field descriptions.

**P*****Package level***

The top level of organization is the package level. The package is the entire transaction set file, addressed to your company much as a mail package would be.

***Page***

A page defined in Application Designer as part of a PeopleSoft Internet Architecture application.

***Page Assembly***

Page assembly is one of the functions of the portal servlet. Page assembly involves intercepting the user's content request, retrieving the content, and properly formatting it using a pre-defined portal template. To complete the page assembly process, the portal servlet merges content from any HTML documents that it retrieves along with the defined template

HTML. The assembled page is then sent back to the user's web browser as a single HTML document.

**Page buffer**

Consists of rows of buffer fields that hold data for the various records associated with page controls, including the primary records, related display records, derived/work records, and translate table records.

**Pagelet**

A page designed to appear on a customized homepage. A pagelet is smaller than the typical page dimensions in many PeopleSoft applications. It can be based on either a page designed in Application Designer or on an iScript.

**Paired Punches**

Two punches for the same employee in chronological order that exists for the purpose of determining the duration between the punches.

**Par Value**

The nominal or face value of a security. It establishes a price floor below which shares may not be issued. With common stock, the company issuing the stock sets par value. Par value has no relation to fair market value. Some companies issue no par value stock.

**Parallel Processing**

In the PeopleSoft Enterprise Warehouse, parallel processing is a system function that "locks in" the information you use for processing. This enables the system to run identical or similar processes at the same time without impacting your results. Running concurrent processes greatly reduces the amount of time it takes to run within the system.

**Parent Budget**

In commitment control, you can build a hierarchy between different budgets, such as summary and detail budgets. Specifying a relationship of parent and child between a summary and a detail budget for purposes of budget inquiries enables you to retrieve information about either budget through the other.

**Parent/Child Models**

Object based modeling technology enables you to create parent and child models. In the PeopleSoft Enterprise Warehouse, you set up such models using the Scenario Manager.

**Parent node**

A tree node linked to lower-level nodes or details that roll up into it. A node can be a parent and a child at the same time, depending on its location within the tree.



**Parent Task**

A higher-level Planning task in a schedule's hierarchy that drills down into subtasks. Its start time is the start time of its earliest subtask, and its end time is the end time of its latest subtask. Planning tasks are distinct from Manufacturing tasks.

**Partial Pay**

The pay processed whenever a job record has an effective date in the middle of a pay period. Typically, this happens whenever you hire, terminate, transfer, or change the rate of pay for an employee mid-period.

**Participants**

Individuals who elect to participate in the stock purchase plan.

**Participation**

The PeopleSoft Pension Administration function that determines whether an eligible employee has met the plan's rules for joining the plan. Generally, these rules are based on age and service criteria.

**Participation ID**

In the financial services industry, this is a lookup code used by the financial analytic applications to identify the participants (syndicators) involved in, or responsible for, a financial instrument or group of instruments.

**Passive Control**

A target control allowing the user to submit a budget even if it is not within the planning target and tolerance rules. The system responds by sending an email to the user of the next budget center level indicating that the budget exceeded planning target tolerance levels.

**Passive Events**

Events that are initiated by a change that has taken place over time, rather than by a direct data entry action. Events are actions that potentially change benefit coverage eligibility. Examples of passive events include an employee's reaching the age of retirement. See Event Class for more information.

**Pattern Reporting**

A Time and Labor process that enables you to report a start and stop date, a pattern of one or several time reporting codes, associated hours, amounts, or units and task information once for an employee. The system transforms the information into instances of daily time for each scheduled employee work day based on the employee's schedule.

**Pay**

Types of "pay" are as follows:

- **Basic Pay:** generally, the total amount of pay received during any one calendar year at the rate fixed by law or administrative action for the position held by the employee or judicial official prior to any deductions and not including any special payments or premium pay.
- **Gross Pay:** total compensation earned by an employee, annuitant, or survivor of a judicial official prior to any deductions. Includes basic pay plus locality pay; availability pay (if any) for LEOs; special payments (if any); an annuity (if any); plus awards (if any).
- **Premium Pay:** pay provided to an employee as a regular addition to basic pay (e.g., administratively uncontrollable overtime (AUO), availability pay, overtime, night differential, holiday pay, etc.).

### ***Pay Basis***

A code indicating the principal condition in terms of time, procedures or criteria, that serves as a basis for computing an employee's pay.

### ***Pay Calculation***

Formula that calculates an employee's gross to net.

### ***Pay Calendar***

Payroll processing cycle for a given pay group.

### ***Pay Components.***

Rows in the compensation record. They build the compensation packages in the compensation record.

### ***Pay Confirmation***

Process in which the system updates all to-date totals on the database for earnings, deductions, and taxes for pay groups assigned to a given Pay Run ID.

### ***Pay Entity***

A pay entity is the organization responsible for making payments to payees. You can also use a pay entity to define the type of currency to be used when processing calculations. The pay entity is a legal definition of an organization from a payroll perspective. In many cases, an organization and a pay entity are the same. However, PeopleSoft Global Payroll does not define a relationship between an organization and a pay entity.

### ***Pay Frequency***

Defines how often employees in a pay group are paid—weekly, biweekly, monthly, and so on.

**Pay Group**

A set of employees grouped together for payroll processing. It's a way of "bundling" payees for more efficient processing. A pay group is made of payees that the system processes at the same time during a pay run.

**Pay Period**

The established time segments for which employees in a pay group are paid. Pay Periods are defined by their beginning and ending dates.

**Pay Plan**

A code that denotes the pay schedule under which an employee is paid , e.g., JS, UG, UJ, etc.

**Pay Slip**

Either an actual check or an advice notice of a direct deposit. You build these to match your organization's needs. A pay slip is the details of a payment you've made.

**Pay Structure**

In PeopleSoft Workforce Analytics, Pay Structure consists of a series of pay ranges or grades, each with a minimum and maximum. You develop pay structures to support and reinforce your company's pay strategy (for example, to target the market 50th percentile).

**Payable Date**

The date that a corporate distribution, such as a dividend, is payable to the record holders of a corporation's securities.

**Payable Time**

Time that is ready to be collected by the payroll system (see Time Reporting).

**PayCycle**

A set of rules that define to PeopleSoft Payables the criteria by which it should select scheduled payments for payment creation.

**Payee**

Any payroll recipient. A payee can be an employee or a non-employee of an organization.

**Payee Process Stat Record**

A record created for each payee during the payroll process. The system creates one Process Stat record per payee for each calendar.

***Payee Section***

Type of section that can be added to a process list. A payee section defines a set of elements that is to be resolved for a particular payee.

***Payline***

Record containing standard payroll information for an employee, such as the amount of regular pay, number of regular hours, additional pay (if any), and tax information and job data.

***Payment Interface***

An Application Engine process that loads payment information from the Banks Statement tables and the Staging tables to the Application tables and performs various checking and default operations.

***Payment Predictor***

PeopleSoft Receivables' automatic cash application feature that pairs open items with unapplied payments based on predefined algorithms.

***Payment Schedule***

A schedule of payment dates for leased assets.

***Payment Selection***

A process by which PeopleSoft Payables selects scheduled payments that are eligible to be paid in a pay cycle.

***Payment Worksheet***

The work space in which open items are paired with unapplied payments.

***Payroll Certifying Officer***

The individual with the delegated authority for approving all items relating to payroll for those employees under his/her authority.

***Payroll Process Tables.***

Records holding data necessary to process a payroll, such as employee, company, and tax information.

***Paysheets***

Repository for the raw data necessary to calculate pay for employees, including earnings, hours, deductions, taxes, and accounting data.

***PBGC Rates and PBGC Grading***

The interest rates published monthly by the Pension Benefit Guaranty Corporation. There is an "immediate" rate that applies once benefits commence as well as a series of "graded" rates—calculated based on the immediate rate—that are used during the time between benefit determination and a deferred benefit commencement.

***Pegged Chain***

A method the PeopleSoft Enterprise Planning and Production Planning solvers use to determine feasible plans. The method ties tasks together in order to explicitly record which supplies are being used to satisfy which demands. Through this process, the Planning engine first determines which independent demand has the highest priority. Then, it determines the lateness preference ranking for dependent demand tasks.

***Penalty***

A user-assigned value for constraints that can be violated, determining how the schedule's score will be calculated. Setting the penalty configures the constraint to your priority. Use the Control Page to assign a higher penalty to violations that are more critical to your schedule or a lower penalty to constraints that you can deal with externally.

***Pending Exception***

Any known exception to an employee's scheduled workday. Pending Exceptions are future dated (future is defined to be for a date under report beyond the last date of the employee's current pay period).

***Pending Item***

Information in PeopleSoft Receivables that has been entered in or created by the system, but hasn't yet been posted. During the Receivable Update process, the system uses the pending items to update customer balances—either by creating new items or by adding item activity lines to existing items.

***Pending Time***

Time that has been reported or is assumed to have been reported (based on employee work schedule and calendar date) that has not been used by the business entity. Pending Time may be for past, current, and future pay periods. It is the label for those time transactions that are waiting to be used by the business (for example, approved and unapproved time not yet updated to Paysheets).

***Pension Status***

An employee's standing with regard to a particular pension plan. For example, employees can be active participants, terminated deferred vested, or in pay status.

***PeopleCode***

PeopleSoft's proprietary language; it is executed by the PeopleSoft Application Processor. PeopleCode generates results based upon specific actions, based upon existing data or the

actions of a user. Business Interlink Objects are executed by calling the `execute()` method from PeopleCode. This makes external services available to all PeopleSoft applications wherever PeopleCode can be executed.

### ***PeopleCode Event***

An action that an end-user takes upon an object, usually a Record Field, that is referenced within a PeopleSoft page.

### ***PeopleSoft Activity-Based Management (ABM)***

A PeopleSoft Analytic Application that aligns organizational costs with operational activities, enabling a coordinated approach to expense and PeopleSoft Activity-Based Management. PeopleSoft Activity-Based Management identifies and assigns operational activities to products, customers, or services.

### ***PeopleSoft Analytic Applications***

These are applications within Enterprise Performance Management (EPM) that help you enrich the data in the PeopleSoft Enterprise Warehouse and perform forward looking simulations and scenarios. These applications include: PeopleSoft Activity-Based Management (ABM), PeopleSoft Asset Liability Management (ALM), PeopleSoft Balanced Scorecard (BSC), PeopleSoft Funds Transfer Pricing (FTP), PeopleSoft Risk Weighted Capital (RWC), and PeopleSoft Workforce Rewards. PeopleSoft Funds Transfer Pricing and PeopleSoft Risk Weighted Capital are applications that target the financial services industry (FSI).

### ***PeopleSoft Asset Liability Management (ALM)***

PeopleSoft Asset Liability Management provides financial service institutions with the analytical tools to define, measure, monitor and manage interest rate risk, liquidity risk, options risk, and to some extent exchange rate risk. The primary audience for PeopleSoft Asset Liability Management is the financial institution's Asset/Liability Committee (ALCO).

### ***PeopleSoft Balanced Scorecard (BSC)***

PeopleSoft Balanced Scorecard converts an organization's vision and strategy into a comprehensive set of performance and action measures that provide the basis for a strategic management system.

### ***PeopleSoft Budgeting***

A budgeting application that is a combination of Education and Government (E&G) Budget Planning and Budgets (commercial). This application resides on the EPM database, primarily using the ODS layer of the PeopleSoft Enterprise Warehouse for its data.

### ***PeopleSoft Business Analysis Modeler (BAM)***

A multi-dimensional modeling tool used to support several analytic applications.

***PeopleSoft Business Planning***

A planning application that enables financial executives to model various alternatives and set corporate financial targets to achieve their strategic goals. PeopleSoft Business Planning integrates with PeopleSoft Analytic Forecasting, PeopleSoft Activity Based Management, PeopleSoft Workforce Analytics, and PeopleSoft Budgeting applications.

***PeopleSoft Customer Behavior Modeling***

A PeopleSoft application that enables you to: a) create a customer profile by extracting customer data from the Enterprise Warehouse; b) create segments and samples from the profile to efficiently target marketing campaigns and further analyze customer behavior; c) append to it additional data from external sources such as demographic, credit or psychographic information; d) use a data mining tool to create a predictive model; e) score the customers in your profile using the predictive model. You can then publish the results to another transactional application.

***PeopleSoft Customer Scorecard***

A product that provides a pre-defined set of customer-oriented key performance indicators (KPIs), to help you build a scorecard specific to your organization. This scorecard facilitates the measurement and communication of customer satisfaction, customer activity, and objectives across your organization.

*See also* PeopleSoft Balanced Scorecard

***PeopleSoft Enterprise Performance Management (EPM)***

Enterprise Performance Management is a comprehensive, integrated analytic business solution designed to increase the value of organizations by enabling people to make better decisions. The PeopleSoft Enterprise Performance Management product line consists of the PeopleSoft Enterprise Warehouse and optional analytic applications and Data Mart products.

***PeopleSoft Enterprise Warehouse (EW)***

PeopleSoft's data warehousing solution. The PeopleSoft Enterprise Warehouse provides the tools necessary to query, analyze, and present information to provide the optimal environment for business intelligence. It is the central repository for data that will be used with the analytic applications in the Enterprise Performance Management product line, and can also serve as a standalone data warehouse. The PeopleSoft Enterprise Warehouse consists of dimension, fact, reference, and error tables, reporting and ETL tools (Informatica PowerMart), as well as the Operational Data Store (ODS). The tables in the PeopleSoft Enterprise Warehouse are maintained separately from your transaction-based systems to allow for comprehensive analysis of data originating from any Online Transaction Processing (OLTP) or legacy system.

***PeopleSoft Funds Transfer Pricing (FTP)***

A PeopleSoft Analytic Application that enables an institution to accurately measure and tune profitability. PeopleSoft Funds Transfer Pricing is an interest rate that represents the value of an asset or liability to the institution. PeopleSoft Funds Transfer Pricing is based on market rates, adjusted for risk and cost variables, specific to the institution. By assigning PeopleSoft Funds Transfer Pricing to each item on the balance sheet, the institution can remove the

effects of interest rate volatility from business units, so that profitability measurements are based on factors within their control, that is, credit quality, pricing and product strategy.

### ***PeopleSoft Operations Data Stores (PODS)***

See Data Warehouse Tables

### ***PeopleSoft Marketing Insight***

A tool that helps you analyze your marketing campaigns and activities. It helps you determine the effectiveness of marketing events based on factors such as number of leads generated, profiles of respondents, campaign return on investment, and campaign forecasted costs to complete.

### ***PeopleSoft Risk Weighted Capital (RWC)***

A PeopleSoft Analytic Application that enables the financial services industry to accurately measure capital that has accounted for risk. RWC allocates capital to various levels within a financial institution according to risk, providing the opportunity to measure performance based on how well each business unit, product, customer, or transaction generates income given its perceived level of risk as quantified by the allocation of capital.

### ***PeopleSoft Sales Activity Insight***

A tool that helps you analyze key components of the sales process, such as pipeline status, discount analysis, and sales process.

### ***PeopleSoft Support Insight***

A tool that helps you determine the effectiveness of your customer service organization. It helps you answer questions such as: Are we effectively handling customer issues? Has contact center performance changed from last year to this year? Which product quality issues are most prevalent?

### ***PeopleSoft Workforce Analytics (WFA)***

PeopleSoft's complete workforce analysis solution, which includes the PeopleSoft Workforce Rewards analytical application and the PeopleSoft Workforce Analysis Insight. The complete solution set includes the PeopleSoft Enterprise Warehouse and PeopleSoft Balanced Scorecard products. It helps to manage strategic employee compensation, goals, and competencies, as well as retention.

### ***PeopleSoft Workforce Rewards***

PeopleSoft Workforce Rewards is an analytical application you use to align your workforce compensation and retention initiatives with the strategic objectives of your organization. Modules include Market Compensation, Base Pay Structure, Compensation Planning, Workforce Simulation, and Retention Management. You integrate data from multiple internal and external sources, enrich it using rules you define based on any data in your PeopleSoft Enterprise Warehouse, and simulate multiple scenarios of future workforce compensation and



retention activity. You then analyze and evaluate your scenarios, and make actionable decisions you can communicate back to your PeopleSoft ERP systems for execution.

### ***PeopleSoft Portal***

The portal bundled with every PeopleSoft 8 application. It provides a simple navigation system, based on existing menu definitions that have been imported into the portal registry. Navigation to content outside of PeopleSoft applications is not provided.

### ***Percent Cycles Without a Shortage***

In PeopleSoft Inventory Planning, a method used with safety stock policies. The value is derived from the percentage of replenishment cycles that will complete without a stockout.

### ***Percent Demand Fill***

In PeopleSoft Inventory Planning, a method that can be used with safety stock policies. This method defines the percentage of the total quantity ordered that must be filled without a backorder.

### ***Percentage Tolerance***

The acceptable percentage difference between expected cycle count quantities and actual quantities counted in PeopleSoft Inventory. This value provides a margin of error for an item during cycle count reconciliation count quantities.

### ***Performance Appraisal Code***

Indicates the level of performance of an employee.

### ***Performance Appraisal Due Date***

Date established based on the WGI or LEI for the yearly appraisal of an employee.

### ***Period Closing Offset***

In Time and Labor, the closing date beyond which this pay period is not considered current any longer, if the period's closing date is different from its end date. You can enter a positive or negative number of days.

### ***Period Method***

In PeopleSoft Inventory Planning, a method used to determine how a single static policy value is to be calculated from time-phased results with static policies.

### ***Period of Interest***

The maximum period of time containing the data needed to run all the rules in a rule program (see Batch Processing)

***Period Segmentation***

When an element (like compensation rate) changes mid-period, requiring all other elements in the process list to be calculated multiple times on either side of the date on which the change took place, period segmentation is used. The system calculates each element more than once, using the components that were effective during the different time slices. The system keeps the results of these calculations separate with the object of creating two gross-to-net result sets.

***Periodic Processing***

In PeopleSoft Pension Administration, any of several batch processes that a plan administrator must run on a regular basis—for example, consolidation of payroll data.

***Personal List***

A user-created list of products defined in PeopleSoft eStore, used to quickly populate the shopping cart when creating a new order in either PeopleSoft eStore or Mobile Order Management.

***Personal Register (Registre Unique du Personnel)***

In France, companies are required to be able to produce, at any given time, a Personal Register. For a given establishment, this report lists current employees and employees who left up to 5 years ago.

***Personnel Action***

Personnel actions are changes to employee data or status resulting from such activities as promotions, transfers, terminations, salary increases, and leaves of absence.

***Personnel Representatives (Délégués du personnel)***

In France it is mandatory for companies with more than 11 employees to elect personnel representatives who will represent all of the employees before management.

***Perspective***

In PeopleSoft Balanced Scorecard, a category for organizing critical success factors and key performance indicators. Usually there are four: financial, customer, internal process, learning and growth.

***PF Ledger***

The PF Ledger (PF\_LEDGER\_F00) is an important fact table within the PeopleSoft Enterprise Warehouse. The primary function of the PF Ledger table is to support PeopleSoft Enterprise Performance Management reporting. The data that gets posted to the PF Ledger must be accurate and clean.

***PF Business Unit***

PF Business Units differ from other PeopleSoft Business Units in that they represent functional or strategic areas of an organization, rather than separate legal entities.

***Phase Type***

A label for the different phases you want to define for a project. Costs can then be calculated by project phases. Examples include planning, startup, construction, and cleanup.

***Physical Accounting***

The PeopleSoft Inventory feature that updates tables based on count result input, regardless of how the count was created or the data collected.

***Physical Inventory Process***

In PeopleSoft Asset Management, the process by which you extract asset data from the Asset Management database to load into your bar code scanning device. You then scan the assets and load the data gathered during the actual physical inventory into Asset Management, enabling you to generate physical inventory results for review. You perform matching and generate transactions to reconcile the data in Asset Management with the results of your physical inventory.

***PIA***

PeopleSoft Internet Architecture. This is the fundamental architecture on which PeopleSoft 8 applications are constructed, consisting of an RDBMS, an application server, a web server, and a browser.

***Piece Work***

Method of compensating time reporters based on units completed rather than hours worked

***PIN***

Technical term for an element. In PeopleSoft Global Payroll, PIN is often referred to in the online object names and within the batch code. PIN stands for Pay Item Name.

***Placeholder***

A temporary location designator in an engineering bill of material for a component item that has yet to exist. These temporary placeholders have to change into approved items before transferring engineering bills of material (EBOM) to manufacturing bills of material (MBOM).

***Plan Administrator***

The person selected by the employer to perform the administration of a plan under PeopleSoft Pension Administration.

***Plan Eligibility***

The PeopleSoft Pension Administration function that uses job data to determine whether an employee may participate in a pension plan. An employee can be eligible based on job data but not be participating because of an unmet service or age requirement.

***Plan Type***

A unique ranges of codes used during payroll calculation to determine deduction processing rules. See also Benefit Plan Type.

***Plan Year***

The annual period that a pension plan uses to measure service, earnings, and benefits. Generally, the pension plan year will match the fiscal year of the plan sponsor.

***Planning Item***

A non-inventory item designated as being used for planning purposes only. It can represent a family or group of inventory items. It can have a planning bill of material or planning routing, and can exist as a component on a planning bill of material. A planning item cannot be specified on a production or engineering BOM or routing, nor used as a component in production. Quantity on hand will never be maintained.

***Planning Level***

The level on a dimension's tree used for planning. Typically, a customer will choose not to plan at the lowest level of available detail, such as the individual product level. Instead, the individual products are mapped to their corresponding product group and the planning is done at the product group level.

***Planning Targets***

The amount the budget must equal, such as a budget spending limit or cap for expenses where users can not exceed the amount. Planning Targets are presented at a summary level. This term is interchangeable with Spending Limits.

***Planning Target Tolerance***

The percentage and/or amount a user can be over or under the planned budget target.

***Planning Target Control***

Values set at the user role level, including no control, active control, and passive control. For more information see no control, active control, and passive control.

***Planning Task***

Any activity in PeopleSoft Planning that creates a schedule.

**PODS (PeopleSoft Operations Data Stores)**

See Data Warehouse Tables

**POI. Personnel Office Identifier.**

Also known as Submitting Office Number (SON). These are codes assigned by the OPM to the office(s) delegated authority within an agency to process personnel actions on Federal employees.

**Pointers**

A pointer is an "address" of a driver quantity, or value, within the Enterprise Performance Management product line. Pointers are used as a means of defining where driver quantities exist in tables that reside in the PeopleSoft Enterprise Warehouse. Pointers enable you to extract values from any location in the warehouse and then use these values as driver quantities. There are three different kinds of pointers: explicit, implicit, and multidimensional.

**Policy Control Group**

In PeopleSoft Inventory Planning, a feature for setting up order quantity, safety stock, reorder quantity, and maximum and minimum policies. The **Control Group** is assigned to a set of **Planning Item**. The policies of the associated planning items can be set explicitly or defaulted from the policies on the policy control group.

**Policy Generation**

In PeopleSoft Inventory Planning, a set of run options used to control the functions and behavior of the Policy Generation program.

**Policy Item**

An item record which is related to a location and for which **Inventory Policy** is held. A policy set, **Planning Item** ID, and Location ID uniquely identify a policy item. The combination of an item and a location is called a stockkeeping unit.

**Policy Set**

Defines a set of the items for which **Inventory Policy** is to be calculated. Each policy set is assigned a unique ID and includes information that defines, for example, the associated **Forecast View**, time periods, and planning horizon.

**Policy Simulation**

In PeopleSoft Inventory Planning, a feature that simulates the effects of various stocking scenarios, compares current policy with simulated policy, and determines the best inventory investment strategy.

**Population**

A Population is defined on top of DataMaps created using Enterprise Warehouse metadata. The Population builder allows you to easily format a SQL statement, using filters, to select

rows from one or more tables joined together in a DataMap. You can view the results of a Population directly from the browser.

### ***Pop Up Payment Option***

A variation on a joint and survivor payment option under which the benefit payable to the participant is increased if the beneficiary should die prior to the participant.

### ***Portal***

A portal is a web site that helps you navigate to other web-based applications and content. Users often consider a portal their “entry point”—the place they typically visit first after launching their web browser.

### ***Portal Registry***

The portal registry is a tree-like structure in which content references are organized, classified, and registered. It is a central repository that defines both the structure and content of a portal through a hierarchical, tree-like structure of “folders” useful for organizing and securing content references.

### ***Portal Registry API***

The Registry API is provided for accessing each portal registry from PeopleCode, COM, Java, or C programs. Providing the same kind of registry management capability as the online administration pages, it can be used by external systems to update the registry to reflect changes in the content reference URL, taxonomy, and effective dates. The Registry API is fully described in the PeopleCode documentation.

### ***Portal Servlet***

A Java servlet that runs on a web server. The portal servlet intercepts user requests for content, retrieves content, and builds a single HTML document to be displayed in the user’s browser.

### ***Portal Solutions***

Portal Solutions are separate product offerings from PeopleSoft that consist of pre-built, packaged solutions focused at different audiences (customers, suppliers, and employees). Because they are both pre-built, supported application products, Portal Solutions can be deployed swiftly and easily, saving significant resources when compared to other custom-built solutions.

### ***Position***

The officially assigned duties and responsibilities that make up the work performed by an employee. Positions are linked to Job Codes, which can be considered the electronic version of the Position Description. There can be a many-to-one relationship between the Position and Job Code.

***Position Budgeting***

The budget amounts (salary, benefits, and earnings) associated with positions within an organization. Position budgeting can be calculated based on position information loaded from a human resource system. Position budgets are used to generate line-item budgets for personnel costs. PeopleSoft Budgeting-specific.

***Position Change***

A move by an employee to another position during the employee's continuous service under the same appointment within the same agency.

***Position Date Created***

Date the position was created for use in the agency.

***Position Description (PD)***

In accordance with OPM guidelines, an official description, authorized and approved by an agency official, describing duties and responsibilities to be performed. Position classification standards are used to describe the work, classify the work components by occupational series, and factors (e.g. supervisory control, scope, complexity, competencies required) are used to determine the grade level (i.e., salary range) for the position.

***Position Description Number***

A number assigned to identify various types of Position Descriptions.

***Position Description Required***

Identifies those positions for which a position description must be maintained.

***Position Number***

A number that identifies an authorized Position.

***Positive Input***

Data such as hours worked or a bonus amount entered for elements that change each pay period. Positive input can be entered manually, generated by the system, or received from other applications.

***Positive Task Reporting***

A method of time reporting in which all required task elements must be provided (see Time Reporting)

***Positive Time Reporting***

A method of time reporting in which all elements of time must be provided (see Time Reporting)

***Post Differential Percent***

Additional compensation that may be paid to certain employees who work in Guam or the Northern Mariana Islands.

***Post Differential, Non-Foreign***

A differential payable to an employee at a location in a non-foreign area if conditions of environment differ substantially from conditions of environment in the contiguous United States and warrant its payment as a recruitment incentive.

***Post-56 Military Deposit***

The OPM provides guidelines to Federal agencies on how to calculate and process these voluntary employee deductions from pay toward the employee's current retirement fund for those periods of eligible military service.

***Posting***

In PeopleSoft the process by which accounting entries are created or updated based on user transaction input and accounting entry templates. In PeopleSoft Receivables, posting is also known as Receivable Update.

These posted accounting entries in the feeder systems, such as accounts receivable or accounts payable, must be further processed by the Journal Generator to create journal entries before posting to the General Ledger occurs.

***Post-Tax Deductions***

See After-Tax Deductions

***Pre-encumbrance***

An encumbrance that occurs before an employee/employer relationship exists. You encumber funds for an employee you have on staff; you pre-encumber funds for an employee that you anticipate hiring. For example, you would pre-encumber funds for a new position that has just been approved but not filled.

***Pre-encumbrance Ledger***

Stores pre-encumbrance amounts. Updated by posting pre-encumbrances, such as purchase- or hiring-requisition source transactions (including journal entries).

***Premium***

Any additional compensation for extra hours worked, often expressed in terms of factor-above-normal-per-hour pay, such as time and a half (where one-half is premium pay), double time or triple time. Also, any additional pay provided to a time reporter based on compensation rules (see Time Administration in your *PeopleSoft Time and Labor PeopleBook*).



***Prenote***

A prenotification or waiting period requested by banks before processing payroll direct deposits.

***Pre-Retirement Survivor Annuity (PRSA)***

A benefit paid to a beneficiary if a pension plan participant dies before commencing benefits. Qualified plans must offer a pre-retirement survivor annuity, although the employee can be required to pay for the coverage with a reduction in the benefit.

***Pre-Tax Deductions***

See Before-Tax Deductions

***Previous Day's Close***

The previous trading day's last reported trade.

***Price Break***

Defined in PeopleSoft Order Management, and linked with price sets, a price break defines the actual adjustments that are made to the list price. They are valid only within a time frame you establish.

***Price Rule***

Used in conjunction with price sets, rules are essentially a decision tree that establishes the search order the system uses in reviewing sets for a match on the variables they reference for price adjustments.

***Price Set***

Linked with price breaks, a price set specifies the parameters for your price adjustment. It establishes selection criteria, determines whether the break is based on quantity or price, and defines how the adjustment is applied.

***Price Source***

A service provider or publication that reports the trading activity for a stock traded on stock exchanges. Examples include Wall Street Journal and Bloomberg.

***Primary event code***

Primary event codes, also called purpose codes, specify the status of the transaction: whether it's a new transaction, a cancellation, a duplicate, a status request, and so on. Every transaction has a primary event code assigned to it.

***Primary Insurance Amount (PIA)***

The benefit amount calculated under the Social Security benefit formula.

**Primary scroll record**

Primary scroll records are the principal SQL table or view associated with a page scroll level. A primary scroll record uniquely identifies a scroll level in the context of its page: each scroll level can have only one primary scroll record; and the same primary scroll record cannot occur on more than one scroll at the same level of the page.

**Prior Period**

In Time and Labor, any payroll period before the current one.

**Prior Period Adjustment**

A change or correction to previously reported time or task information, or an insertion of time or task information. Often requires the original report to be offset (reversed) and the correct information to be recorded. (see Time Reporting)

**Priority Rank**

The numeric value assigned to inventory **Demand Priority Rules**. The lower the number, the higher priority of the rule and the orders matching that rule.

**Private**

A tracking method used by a privately held company to track their daily prices. The Board of Directors typically establishes a price for a period of time. Stock of a privately held company is not traded on an exchange.

**Private Views**

User-defined views available only to the user who created them. For more information, *see* Budget Views.

**Process**

See Batch Processes.

**Process Definition**

Process Definitions are created in the Process Scheduler Manager pages to define each specific run request. A Process Definition is comprised of a variety of variables including panels associated with a request, Process Groups, output parameters, run locations, and many more.

**Process Group**

Used to associate specific Process Definitions with a Class Profile in Security Administrator. This allows administrators to restrict an operator's ability to initiate requests.

**Process Instance**

A unique number that identifies each process request. This value is automatically incremented and assigned to each requested process when the process is submitted to run.

**Process Job**

Multiple Process Definitions can be logically linked into a job request to process each request serially or in parallel, and optionally initiate subsequent processes based on the return code from each prior request.

**Process List**

The set of instructions the system uses during a payroll process to determine which elements to resolve. A process list is comprised of sections that identify the sets of elements to be resolved. You build process lists and attach them to calendars.

**Process List Manager**

The program used during batch processing that reads the Process List and calls the PIN Manager to resolve elements on the list.

**Process Request**

A single "run request," such as an SQR, a COBOL program, or a Crystal report that you run through Process Scheduler.

**Process Run Control**

A PeopleTools variable used to retain Process Scheduler-defined values needed at runtime for all requests referencing a run control ID. This is not to be confused with application run controls, which may be defined with the same run control ID, but only contain information specific to a given application process request.

**Process Scheduler**

A PeopleTool that performs tasks behind the scenes of your application. It can run several kinds of processes, such as COBOL, SQR, and Application Engine programs. You can schedule processes to run on a regular schedule or at your request. Processes can run on your workstation or on a server.

**Process Scheduler Server Agent**

The server-based program (PTPUPRCS) that manages the selection, validation, and initiation of all queued requests for each defined server within your batch environment (Process Scheduler).

**Process Type**

A global process definition under which related process definitions are grouped. This allows for easy maintenance of Process Definitions that share common parameters.

***Processing group***

In order to partition application processing between the client and the application server, it is necessary to define units that, as a whole, run in one location or the other. We call these units processing groups.

Processing groups can encompass one or more PeopleCode events. Some processing groups can run either on the client or on the application server, such as Component Build and Component Save.

***Product***

A commodity primarily defined in PeopleSoft Order Management. It may be: 1) The Order Management view of an inventory item that has attributes the same as or different from those of its inventory counterpart. 2) A commodity that is not a stocked inventory item such as a product kit or a service. 3) A tangible commodity that is drop shipped from another vendor and is never stocked in inventory.

***Product Alternate***

Alternative products that can replace the product ordered when it's out of stock or a problem with a particular product temporarily prevents shipment.

***Product Catalog***

A configurable list of available products that may be of interest to a specific customer. You can create two types of catalogs—inclusive catalogs that contain all the products you want made available to a customer and exclusive catalogs that contain the products you want to withhold from your customer. By attaching product catalogs to a Sold To customer, you define the products they can buy.

***Product Definitions***

This support module describes how other support modules process the instruments that belong to a particular product. For example, different products have different cash flow characteristics and may be stratified differently, or may react differently to changes in interest rates. This module enables you to specify each of these actions for each instrument.

***Product Kit***

A commodity that consists of a fixed set of components that are sold together. It appears as a single line on an order, but is represented by multiple lines on shipping documents. Product kits may comprise inventory items, non-stockable products, or a combination of both.

***Product Kit Component***

A commodity that is part of a product kit. It may be an inventory item or a non-stockable product such as a service.

***Product Pricing Model***

In the financial services industry, this defines models that describe indices upon which future rates are paid or charged for an individual product.

***Product Tree***

A user-defined graphical representation of a company's product structure. A product tree defines how products are promoted and determines what users have authority to promote those products.

***Production Maintenance Spreadsheets***

A set of spreadsheets generated by an nVision process, containing production ID and production schedule data extracted from PeopleSoft Production Management. You can add and maintain production quantity data using these spreadsheets and then import the data back to Production Management.

***Production Option***

Effective-dated combinations of BOM codes and routing codes. You can create multiple effective-dated BOM code/routing code combinations (or production options) for an item. These combinations can be extracted to PeopleSoft Production Planning. They enable the specification of multiple production variations for an item and provide control of seasonal variations by effective date.

***Production Option Cost***

A cost based on a specific BOM/routing combination (also known as a production option). The Production Option Cost utility rolls up production options costs based on specific BOM/routing combinations, enabling you to cost individual production options and later to have the DataLink pass this cost to the Planning engine. If this utility isn't run, the Planning engine will use the standard item cost based solely on the primary BOM and routing instead.

***Productive Time***

Employee scheduled time spent performing any task for which a position was created; work performed on behalf of a business entity that is required for that entity to fulfill its business purpose. Employees doing the work they or someone else was hired to do.

***Productive Unit***

In Italy employers organize employees into productive units based on agreements between the unions and the employer.

***Profile***

A data set that you aggregate from the Enterprise Warehouse, according to the filters you specify, the Key Performance Indicators you select, and the 3rd party demographic data you include.

**Profile Factor**

In PeopleSoft Demand Planning, the weight index assigned to each **Forecast Period** to take into account seasonal fluctuations in demand. The factor or index typically measures the percentage of difference between the base demand and the expected actual demand in the period.

**Profiles**

Group of employees defined according to a list of job codes and departments. You can use these profiles to ascertain training demands within your organization based on set criteria.

**Profit Manager**

The Profit Manager is a set of integrated tools that enable true profitability reporting. Profit Manager features are tightly integrated with the PeopleSoft Analytic Applications and provide you with ways to ensure data integrity, edit data, and post data to the Performance Ledger table.

**Project**

The highest level of hierarchical organization within PeopleSoft Projects. Projects provide the structure to which activities and resources are added. Each node on a Projects tree represents a project. Projects can contain other projects as well as activities and resources. This provides a hierarchical relationship between projects and facilitates cost roll-ups.

In Enterprise Performance Management you use a Project to create or modify a Profile. A Project contains pointers to data elements that you include in a Profile.

**Project**

In PeopleSoft Time and Labor, a specific endeavor undertaken to achieve a specific goal. Typically, projects are approved and undertaken with level of cost, schedule, and performance already agreed upon. A project is composed of a set of tasks, each of which requires staffing, provisioning, and/or scheduling. Project progress is often measured in terms of task completion.

**Project ID**

The name or number by which a project is to be identified in all tables and pages.

**Project Type**

A user-definable grouping of projects. Project types are optional.

**Projected Run Date**

In PeopleSoft Demand Planning, a calculation made that projects a life volume for a period based on a calculated run rate or performance ratio.

***Projection.***

An estimated pension benefit calculated as of a future date or any estimated data used as the basis for such a calculation.

***Promotion***

- For positions under the same type job classification system and pay schedule, a promotion changes the employee to a higher grade level or makes permanent a Promotion NTE;
- When the old and new positions are under different job classification systems and pay schedules, a promotion changes the employee to a position with a higher rate of basic pay or makes permanent a Promotion NTE.

***Promotion Pattern***

In PeopleSoft Demand Planning, an **Event** function that enables you to apply weights to promotions across a range of **Forecast Period**.

***Prompting Profile***

A task profile usually used by account managers as a way of creating task profiles for employees who report task time differently by customer. For example, you might have an account manager who has fifty customers; when the account manager comes in each day to report time, the system will display all the customers, and indicate which customers it will use as a default if she doesn't manually report time.

***Prorated***

In Enterprise Planning and Simulation, prorated is when the computed forecast and the summarized forecast are two different versions of the statistical forecast. In addition, the forecast at the product family level can be allocated down to the individual products. Usually this allocation is done in proportion to the calculated product forecasts at that level. This version of the (statistical) forecast is called the allocated or prorated statistical forecast.

***Pro-Rate Purchase***

A purchase in which the number of shares to be purchased is prorated according to a specified factor. This may occur when the total number of shares to be purchased is greater than the number of shares allocated to the stock plan from the treasury.

***Prorated Forecast***

In PeopleSoft Demand Planning, a forecast developed by factoring the group forecast down one level at a time to make the sum of the item forecast equal to the aggregate forecast. The prorated forecast tends to be more accurate than the **Statistical Forecast**.

***Proration Rule***

Element that defines how you want to prorate an item. You use proration rules in numerous places—for instance you could prorate an earning, deduction, or many of the elements that make up an earning or deduction.

***Proration Threshold Ratios***

In PeopleSoft Demand Planning, the upper and lower ratios used as thresholds for **Reasonableness** checks when a forecast is developed using proration.

***Provider***

An entity, such as an insurance company, that provides one or more of the benefits your company offers. For example, Metropolitan Life Insurance Company is a provider to companies that use a Metropolitan life plan.

***Proxy Person***

A highly compensated executive. Corporations must include information regarding the most highly compensated executive officers in their proxy reporting.

***Proxy Statement***

The document that must accompany a solicitation of proxy appointment under SEC regulations. The purpose of a proxy statement is to provide shareholders with the appropriate information to make an intelligent decision.

***PSADMIN***

A PeopleSoft utility providing a menu interface to create, configure and administer application server domains and the Process Scheduler Server Agent (Batch Server).

***PSADMIN***

A PeopleSoft utility providing a menu interface to create, configure and administer application server domains and the Process Scheduler Server Agent (Batch Server).

***PSAPPSRV***

PSAPPSRV is the main server process running within a domain. PSSAPPSRV performs the functional requests, such as building and loading components. It also manages the memory and disk-caching for PeopleTools objects on the application server. Each PSAPPSRV process maintains its own memory and disk cache.

It provides authentication services for incoming users. For instance, it checks the PeopleSoft OPRID against the directory server or PSOPRDEFN table.



***PSQCKSRV***

Essentially, PSQCKSRV is a copy of the PSAPPSRV. It performs quick, read-only SQL requests. It is an optional Server Process designed to improve performance by handling items in the PSAPPSRV transaction request queue.

***PSQRYSRV***

Like the PSQCKSRV server process, PSQRYSRV is designed to alleviate the workload of PSAPPSRV. PSQRYSRV is designed to specifically handle all user-generated queries submitted by PeopleSoft Query (PSQED.EXE). This server process is designed to improve overall application server performance whether or not you have PSQCKSRV configured. It is specifically, and exclusively designed to process PeopleSoft Query transactions, which can be very SQL intensive.

***PSSAMSRV***

It processes conversational SQL transactions primarily for Application Designer.

***Public Company***

A company that has held an initial public offering and whose shares are traded on a stock exchange or in the over-the-counter market. Public companies are subject to periodic filing and other obligations under the federal securities laws.

***Public Views***

Coordinator-defined views, available to anyone using the application. For more information, *see* Budget Views.

***Publish/Subscribe***

Publish/Subscribe type messaging is performed with PeopleTools Application Messaging technology. You can send data from one PeopleSoft system to another in an asynchronous mode—meaning the two systems don't have to be sending and receiving at the same time. This is possible because the message transfer is accomplished through a Web server with an "http: gateway."

***Pull List***

Similar to a pick list, a pull list contains multiple replenishment requests, including the location, quantity, and item quantity required in a specific sorting sequence. You use pull lists in PeopleSoft Flow Production with Inventory replenishment.

***Pull Ticket***

A document containing the details of a single request replenishment request, including Kanban ID, item, quantity, source, and To locations. You use pull tickets in PeopleSoft Flow Production with Inventory replenishment.

***Punch***

Precise instances of date and time recorded for a user and measured in seconds, minutes, hours, day, month and year and time zone (see Time Reporting)

***Punch Duration***

Length of time between two punches in increments of hours or partial hours (see Time Reporting)

***Punch Matching***

Area of the application which converts paired punches to punch duration by processing rounding rules and assigning the tasks to the appropriate logical day based on rules established by the user

***Punch Restriction***

The facility to constrain a time reporter's ability to create a punch that deviates from the schedule (see Time Reporting)

***Punch Type***

A user defined classification of punches, i.e. In, Out, Start, Stop (see Time Reporting)

***Purchase***

The issuance or purchase of shares through a stock purchase program. The purchase is made using current contributions from a participant and any carry-forward remaining for the participant from previous purchases.

***Purchase Price***

The discounted price paid for the shares at the end of a purchase period.

***Purchase Price Variance***

A PeopleSoft Payables matching feature that compares purchase order and inventory prices for any variance in the prices.

***Purge Rules***

The rules that define criteria to clear data you no longer need from previous open enrollment processing cycles in PeopleSoft Benefits Administration.

***Pyramiding***

A computer calculation enabling an individual owner of one share of stock to use the stock-swap technique to exercise a stock option of any size without using cash. Not many corporations permit pyramiding.

**Q****QDRO**

See Qualified Domestic Relations Order.

**QDRO Alternate Payee**

A former spouse who is entitled to a portion of a participant's pension benefits as a result of a court order.

**QJSA (Qualified Joint and Survivor Annuity)**

A post-retirement death benefit for a spouse. Plans subject to this requirement must provide an annuity for the life of the participant with a survivor annuity for the life of the participant's spouse.

**QMCSO (Qualified Medical Child Support Order)**

A QMCSO is a court order that requires a group health care plan to provide benefits to the child of a participant as part of a child support arrangement on the behalf of that participant. Base Benefits enables the tracking of QMCSOs for dependents.

**Qualified Domestic Relations Order (QDRO)**

A court order ordering a division of a participant's pension benefits. This is normally the result of a divorce and gives a portion of the pension benefits to the former spouse.

**Qualified Plan**

A pension plan for which the employer can take tax deductions for contributions to the plan. Investment income of the plan trust fund is not taxable to the employer. Tax law places restrictions on the plan rules.

**Qualifying Dispositions**

A transaction whereby a participant sells shares acquired through a stock purchase plan two years after the grant date and one year after the purchase date.

**Quality Function**

A level of configuration that enables you to define the fields and attendant information that provides a base level for inspection plan and integration. Quality functions enable you to map process-specific field information into PeopleSoft Quality for identification, tracking, and analysis.

**Quality Ranking Factors**

Knowledge, skills, and abilities that could be expected to enhance significantly performance in a position, but are not essential for satisfactory performance. Applicants who possess such

KSAs may be ranked above those who do not, but no one may be rated ineligible solely for failure to possess such KSAs.

**Quality Server**

A PeopleTools-based analysis and graphing program.

**Quality Step Increase (QSI)**

A step increase awarded to an employee for sustained high quality performance.

**Quantity Allocation Method**

In PeopleSoft Inventory, the method used to determine how available quantity will be allocated to prioritized demand lines when using the online reservations page.

**Quantity Precision Rules**

A set of rules specifying whether item quantities for a given unit of measure are expressed as whole numbers or as decimals. Quantity precision is set at the inventory **SetID** and item-UOM levels.

**Query**

A set of data members that are selected from a Class catalog (provided by the Business Interlink Plug-in) as well as a generic form of Criteria. The criteria are composed of <left-hand-side> <Relational Operator> <right-hand-side> statements that can be concatenated using a set of logical operators. All operators and class catalogs are dynamically provided through the Business Interlink Plug-in.

**R**

**Race And National Origin Code**

A code that identifies the employee's basic racial and national origin category.

**Range of Dates Reporting**

A Time and Labor process that enables you to report a start and stop date, a time reporting code and task information for a single employee. The system transforms the information into instances of daily time based on the employee's schedule or default work schedule, replacing the scheduled time with the entered Time Reporting code and the number of scheduled hours on a day-to-day basis.

**Range Penetration**

In PeopleSoft Workforce Analytics, Range Penetration is the degree to which an employee's actual pay has progressed through their salary grade, and is expressed as a percentage. The calculation is:

Range penetration = (Employee Base Pay – Range Minimum)/(Range Maximum – Range Minimum).

### ***Range Width***

In PeopleSoft Workforce Analytics, the difference between the maximum and the minimum values of the pay range calculated using the following formula (and expressed as a percentage):

(Maximum – Minimum)/Minimum.

### ***Rapid Time Entry***

The process that enables you to enter daily time for single employees without the system editing your field entries. The system populates temporary tables, which are used by a batch process that reads, edits and moves the data into the appropriate time and labor tables. You cannot prompt for valid values in any of the fields, and the online system does not edit any of the data you enter against other tables.

### ***Rate Code***

Alphanumeric reference to the cost per hour or unit of time reported to a specific TRC.

### ***Rate Code [Global Payroll]***

IDs for pay components. Rate codes define rates of pay and are set up in the Comp Rate Code table. Rate codes are then used to represent pay components in pages and when you configure compensation packages in the compensation record.

### ***Rate Code Group***

A rate code group is a number of pay components (represented by rate codes) bundled into a subset of a compensation package. The rate code group is used to calculate percentage-based components that do not apply the percentage to all pay components in the compensation package. Rate code groups are constructed on the Rate Code Groups page.

### ***Rate Code Type***

Defines how the monetary value of the rate code is calculated. The compensation rate code type is defined on the Comp Rate Code table. Valid values are Flat Amount, Hourly Rate + Flat Amount, Hourly Rate, Percent, and Points.

### ***Rate Combinations***

The combination of rate types and conversion rates with account types that is linked to your budgeting model. Typical rate types are current, commercial, floating, average, and historical. Effective dates define different rates for different budget periods. There are several conversion rates for any pair of currencies including not only the current rate, but others rates such as average, historical, asking, and so on. These different types of rates are appropriate for different types of accounts.

**Rates**

The arrays of values used to calculate the cost of a plan to an employee. Rates can be age-graded, service-related, or general, depending upon the benefit plan type. Any number of benefit program and benefit plan combinations can use each set of rates.

In Enterprise Performance Management, a rate is determined by the user and specifies the dollar amounts to be calculated for each model. This is a financial services industry term.

**Rating Model**

The scale used by your company to measure competency proficiency. The default rating model is the PSCM (PeopleSoft Competency Management) Rating Model that PeopleSoft delivers with your PeopleSoft Human Resources System.

**Raw Punches**

See Actual Punch; typically this is distinguished from a rounded punch (see Time Reporting)

**Reason Code**

Reason Codes provide explanations for occurrences such as returned stock and changes to order headers, lines, or schedules.

**Reason Code**

A code describing employee time such as comments for sick time or travel time.

**Reasonableness**

In PeopleSoft Demand Planning, a technique that checks the trend and projected annual growth to make sure that a forecast is realistic. If a forecast falls outside either boundary, the system automatically adjusts it and sends a warning message.

**Reassignment**

Change of an employee from one position to another without promotion or change to lower grade.

**Recalculate Forecast**

In PeopleSoft Demand Planning, a forecasting feature that uses the existing model and its associated parameters to create a new forecast.

**Recalculate VAT at Payment**

Allows the VAT amount to be adjusted at the time of payment if an early payment discount is taken. This calculation option is only valid when VAT is calculated at Gross.

**Receipt Cost Method**

Determines how you cost receipts. Receipt cost methods include Actual, Non-Cost, and Standard.

**Receipt Line**

A line associated with a Receipt ID that identifies an item and quantity. If the respective tracking is activated, the lot, lot suffix, and serial number are also identified.

**Receivable Update**

See **Posting**

**Receivables Item**

An individual receivable. An item can be an invoice, credit memo, or debit memo. Items and payments combined comprise a customer's balance.

**Reconciliation**

Within PeopleSoft Enterprise Performance Management, reconciliation differs slightly when it is performed within the PeopleSoft Enterprise Warehouse and when it is performed within the PeopleSoft Analytic Applications.

In PeopleSoft Funds Transfer Pricing (FTP) and PeopleSoft Risk Weighted Capital (RWC), reconciliation identifies differences between Performance Ledger balances and the instrument or position balances, which are risk weighted according to the basis rules you have assigned. The first step in reconciling basis rule balances is to reconcile the individual balances for accounts, instruments, and positions. Reconciling the total balances is the second step. This means that you reconcile the difference between Account/Instrument balances, and the difference between Account/Position balances.

In the PeopleSoft Enterprise Warehouse, reconciliation is a period-end process that posts journal entries to the Performance Ledger for the discrepancies found when you reconciled the individual balances. Typically, you'll run the PF Reconciliation engine after a period to compare "to and from amounts" between tables such as REVENUE\_F00 and PF\_LEDGER, or the GL\_LEDGER and the PF-LEDGER.

**Record Date**

The date a stockholder must officially own shares in order to vote at the meeting or to derive an adjustment resulting from a stock split or a stock dividend. The Board of Directors sets the Record Date.

**Record Definition**

A logical grouping of data elements.

**Record field**

Once a field is inserted into a record definition it becomes known as a Record Field within the record.

**Record Group**

A set of logically and functionally related control tables and views. Record groups exist for two basic reasons:

- To save you time—with Record Groups, TableSet sharing can be accomplished quickly and easily, eliminating an enormous amount of redundant data entry
- To act as a safety net—Record Groups ensure that that TableSet sharing is applied consistently across all related tables and views in your system.

**Record Input VAT Flag**

Within PeopleSoft Purchasing, Payables, and General Ledger, this flag indicates that you are recording input VAT on the transaction. This flag, in conjunction with the Record Output VAT Flag, is used to determine the accounting entries created for a transaction and to determine how a transaction is reported on the VAT return. For all cases within Purchasing and Payables where VAT information is being tracked on a transaction, this flag is always set to Yes. This flag is not used in Order Management, Billing, or Receivables, where it is assumed that you are always recording only output VAT, or in Employee Expenses, where it is assumed that you are always recording only input VAT.

**Record Output VAT Flag**

For certain transactions within PeopleSoft Purchasing, Payables, and General Ledger, it may be necessary to record both input VAT and output VAT on the same transaction. Generally, this would be a situation where the purchaser was required to self-assess VAT. Within these situations, this flag indicates that you are recording output VAT on the transaction. This flag, in conjunction with the Record Input VAT Flag, is used to determine the accounting entries created for a transaction and to determine how a transaction is reported on the VAT return. This flag is not used in Order Management, Billing, or Receivables, where it is assumed that you are always recording only output VAT, or in Employee Expenses, where it is assumed that you are always recording only input VAT.

**Record Owner**

The "Stockholder of Record" of the stock. This may be different from the "Beneficial Owner" of the stock.

**Record Suites**

Record suites are temporary tables that enable the system to track how many processes are running. These temporary tables leave the fact tables accessible for processing other jobs simultaneously without impacting your processing.



***Reduction In Force (RIF)***

Method used to reduce the number of government workers in an agency.

***Reemployed Annuitant***

An employee who has retired from Federal employment and is receiving an annuity. His/her salary is reduced by the amount of the annuity.

***Reference Designators***

A user-defined alphanumeric identifier that determines where a component is placed in an assembly.

***Reference Transaction***

In People Soft commitment control, a reference transaction is a source transaction that is referenced by a higher-level (and usually later) source transaction, in order to automatically reverse all or part of the referenced transaction's budget-checked amount. This avoids duplicate postings during the sequential entry of the transaction at different commitment levels. For example, the amount of an encumbrance transaction (such as a purchase order) will, when checked and recorded against a budget, cause the system to concurrently reference and relieve all or part of the amount of a corresponding pre-encumbrance transaction, such as a purchase requisition.

***Referential Integrity***

Issues that occur when an update to an instance of one object invalidates one or more instances in a related object. In other words, when you make a change to one area of the application, referential integrity makes sure the changes do not adversely affect another area of the application.

***Refresh Time***

The process that retrieves the appropriate current version of objects related to employee time (such as task profiles or work schedules) and associates them with that time.

***Region Codes***

Regions may or may not be physical entities, they may simply be another way to geographically categorize an area. When a region does represent a physical entity, the region code has the same characteristics as a business, that is, an address and a language spoken.

***Register of Separations and Transfers (ROST)***

The ROST is a regulatory compliance document used by federal agencies to summarize the information in an employee's Individual Retirement Record (IRR). The ROST is a one-page cover sheet that accompanies a batch of IRRs being submitted to the Office of Personnel Management (OPM) at the time of an employee's separation from a federal agency. Employees covered by the CSRS retirement plan require SF-2807. Employees covered by the FERS retirement plan require SF-3103.

**Registration**

The name or names that appear on the stock certificate to indicate who owns the stock.

**Registration Statement**

The document that must be filed to permit registration of an issue of securities under the Securities Act of 1933. A major component of the registration statement is the prospectus that is to be supplied to prospective purchasers of securities.

**Regression Analysis**

A statistical technique that determines the relationship between two or more variables. Regression predicts the value of one variable (the dependent variable) based on one or more independent variables.

**Regular Base Compensation**

In PeopleSoft Workforce Analytics, the annualized, quoted, compensation rate for a job. Consists of fixed compensation, does not include variable compensation.

**Regular Time**

An employee's normal (scheduled/shift) work hours.

**Regular Time**

In PeopleSoft Workforce Analytics, an employee's normal (scheduled/shift) work hours.

**Regulation T**

Federal Reserve Board regulations governing the extension of credit by brokers or dealers, including their participation in same-day sale transactions and sell to cover exercise.

**Regulatory Region**

The Regulatory Region functionality in PeopleSoft HRMS is designed for use in performing regulatory and regional edits. You'll use Regulatory Region to drive PeopleCode edits, perform set processing, and control what codes and values the operator sees. A Regulatory Region can be any country (or province or state) where there are specific laws and regulations addressed by functionality in PeopleSoft HRMS.

In Enterprise Performance Management, a Regulatory Region is a region with a common regulatory framework; such as a country (CAN for Canada), or a smaller state or provincial entity (CANBC for British Columbia).

**Related Education**

Education above the high school level that has equipped the applicant with the KSAs to perform successfully the duties of the position being filled. Education may relate to the duties of a specific position or to the occupation, but must be appropriate for the position being filled.

**Release**

An industry standard term associated with the lifting of a company's Repurchase Option from a portion or all shares from a Restricted Stock Award (RSA). RSA's are subject to release schedules, similar to vesting schedules.

**Relevant Constraint**

A constraint PeopleSoft Planning considers when it calculates a score and when it optimizes the schedule. See also **Scorecard** and **Optimize**.

**Reloads**

Some stock option plans provide for the grant of a "reload" stock option in connection with stock option exercises, typically by means of stock swaps. A reload option feature provides that upon a stock exercise, the employee will receive an automatic grant of a new stock option at the then-current fair market for the shares that they exercised or for the shares that they used to swap.

**Remark Codes**

Codes that cause the printing of pre-set text passages on a notice of action form. Some passages are general purpose and others are specific to the personnel action being processed.

**Remit From Customer**

A customer who is responsible for payments billed to other customers. During cash application, it's useful to look at open items for the Remit From group.

**Remittance Worksheet**

A work space in PeopleSoft Receivables used to select drafts for remittance to the bank.

**Reorder Point**

The identifier that automatically locates a replenishment need for an inventory item. When the physical quantity in a location falls below the reorder point, a replenishment request can be created.

**Reorder Point Policy**

In PeopleSoft Inventory Planning, a policy that determines when a replenishment order is launched for an item. The policy has several methods that include days supply, lead time demand, and **Fixed Quantity**.

**Replacement Option**

The "new" "replacement" stock option that will replace the original stock option. This option will have a grant price lower than the original stock option.

***Replenish***

A process that indicates when items need to be resupplied from external sources. In PeopleSoft Inventory, the process can occur on an ad hoc basis or at predefined reorder points.

***Replenishment Request***

In PeopleSoft Flow Production, an online request for material made when the material is needed. You can generate replenishment requests manually or automatically using backflushing. You can communicate that request using pull lists, pull tickets, or Workflow notifications.

***Report Scope***

A feature that creates multiple instances of an nVision report using a single report request. Each instance contains data specific to an individual ChartField, such as a business unit or department, or for a group of ChartFields, such as all sales departments. Using Scope, each report instance can share the same layout while containing data unique to these particular ChartFields.

***Reported Time***

Clock time or elapsed time provided to the system by the user (see Time Reporting)

***Reporting Person***

An insider that is regularly considered by the SEC to have material information and policy-making authority for the corporation. These individuals are subject to the reporting requirements promulgated by Section 16 of the Securities Exchange Act of 1934. Reporting Persons typically include Directors, Officers, and shareholders with 10% holding interest in the equity of the registrant's securities.

***Repricing***

An agreement between the corporation and the optionee that allows the optionee to cancel an outstanding high-priced, usually "Out-of-the-Money" stock options for lower-priced options.

***Repricing Election***

Eligible optionees can choose (elect) to accept the corporation's repricing offer or choose to decline the offer.

***Repurchase***

The reacquisition of shares of stock from an individual by a corporation. This usually occurs when an individual fails to meet the vesting requirements on a RSA or option that is exercised before it vested. The corporation might pay the original cost of the shares to the individual or the fair market value of the shares at the time of repurchase.

***Repurchase Option***

An irrevocable, exclusive option to repurchase up to the number of shares that constitute Unreleased Shares at the original purchase price per share. The Company shall exercise said option. The repurchase of outstanding shares is regulated under the laws of all states (except Massachusetts). Under some laws, as under the Model Business Corporation Act, the repurchase is prohibited unless the corporation remains solvent, in both the equitable and bankruptcy senses of insolvency and after taking any liquidation preferences of other outstanding stock into account.

***Repurchase Right***

A company's contractual right to buy back from an employee any stock resulting from the exercise of the option. The buy back can be at fair market value, book value, or the original purchase price.

***Reservation Method***

The method used to reserve soft reservation items — either batch COBOL reservations or on-line allocation and reservation.

***Reserved***

A flag indicating that the inventory item is reserved for stock fulfillment in the inventory business unit.

***Reserved Orders***

Orders that have been reserved against on-hand available quantity at the business unit-item level. Reserved orders are found in the DEMAND\_INV table.

***Reset***

In PeopleSoft Demand Planning, a function of the **Forecast Calculation Process** that determines which forecast model will produce the best forecast, meaning the model with the lowest ratio of error.

***Resolution***

An activity that closes or partially closes a deduction, such as matching it to a deduction authorization, writing it off, or sending it back to PeopleSoft Receivables.

***Resolution Entry Type***

Code that identifies how to process activities for items in PeopleSoft Deduction Management and how to create accounting entries.

***Resolution Method***

A set of rules that defines how to automatically match or write-off deductions in PeopleSoft Deduction Management.

***Resolution Worksheet***

The workspace in which deduction items are paired with offset items and resolved or written off in PeopleSoft Deduction Management.

***Resource***

In PeopleSoft Manufacturing, any crews, machines, and tools that can optionally be used at work centers to complete tasks. In PeopleSoft Performance Measurement, any homogeneous grouping of general ledger line items.

***Resources***

Resources are the economic elements that are required to perform the activities associated with your business. Resources are consumed in the performance of these activities, and thus denote operating costs. In PeopleSoft Activity-Based Management, resources are typically regarded as the groupings of one or more general ledger accounts. In a service business, resources might include salaries, office rentals, and costs of capital such as information systems, depreciation, real estate taxes, and other associated costs.

***Resource Amount***

The monetary amount of a single, specific resource transaction. The Resource Amount maps to the Posted Total Amount when posted to the general ledger.

***Resource Category***

A field for defining individual resource types more specifically. For example, if you have a resource type of labor but want to break it down further for tracking purposes, you might define resource categories of architect hours, carpenter hours, plumber hours, and electrician hours. Resource categories are optional.

***Resource Driver***

In Activity-Based Management, a Resource Driver defines the quantity of resources used by an activity.

***Resource Group***

A category of resource types. You can define relationships between the resource types within a resource group to facilitate analysis of project costs. For example, if you had resource types for standard labor and overtime labor, you could group them together in a resource group to calculate total labor.

***Resource Planning***

In PeopleSoft Activity-Based Management, Resource Planning focuses on resources allocations that create expected results like driver rates and cost object costs.

**Resource Quantity**

A field on each resource transaction that identifies nonmonetary quantity. For example, on a resource line for 12 ball valves the quantity would be 12.

**Resource Source**

A field on each resource transaction that identifies the system in which the cost originated. For example, PeopleSoft Payables would be the resource source for a resource transaction created from a voucher in that system.

**Resource Subcategory**

A field for defining individual resource types and categories more specifically. For example, if you have a resource type of labor, and resource categories of architect hours, carpenter hours, and plumber hours, you might want resource subcategories of regular hours and overtime hours. Resource subcategories are optional.

**Resource Supplied**

An attribute that enables you define a resource as committed or flexible. A committed resource is one that will not likely change in the short term. A flexible resource is more likely to change within the short term.

**Resource Transaction**

An individual cost line within PeopleSoft Projects. It is through resource transactions that individual costs and types of costs are tracked. Each resource transaction contains a cost and a quantity and as many identifiers of that cost as necessary. Resource transactions are created when you receive information from other systems, run allocations with project resources as the target, or perform internal transactions such as billing, project closure, or adjustments.

**Resource Type**

The resource transaction field in PeopleSoft Projects that identifies the resource associated with a given cost. Resource types may be very general or very specific depending on your needs; they are used in conjunction with resource categories, resource subcategories, and resource groups.

**Resource Use**

Resource Use defines the behavior of a resource within PeopleSoft Enterprise Performance Management. An intermediate resource is a grouping of general ledger line items that may be allocated to another intermediate resource or to a primary resource.

**Restricted Punch**

A punch which is not accepted because it occurs outside of the predefined number of hours and minutes before or after a scheduled (Understanding Time Collecting Device)

**Restricted Securities**

Securities issued privately by the company, without the benefit of a registration statement. Restricted securities are subject to a holding period before they can be sold under Rule 144.

**Restricted Stock Awards (RSA)**

An award of shares of stock to an individual, typically granted at the par value or for no consideration. The shares are awarded on the basis of some future performance goal, either the passage of time (vesting) or the attainment of a specific goal. When the goal is achieved, the vesting occurs. The individual, typically, has all other shareholder rights over these shares such as, voting and dividend rights. The shares are issued in the name of the individual at the time of the award and are held in escrow until vesting occurs. If an employee terminates prior to the vesting of the shares then the company normally repurchases the unvested shares.

**Retained Grade Effective Date**

Date employee became eligible or began receiving a retained grade and pay.

**Retained Grade Expiration Date**

Expiration date of an employee's retained grade and pay.

**Retest Date**

In PeopleSoft Inventory, the date a lot should be inspected to determine whether it is still acceptable for fulfillment or consumption. (Retest Date = Creation Date + Retest Lead Time)

**Retirement**

Types of retirement are:

- Mandatory Retirement.
- Disability Retirement.
- Voluntary Retirement.
- Special Option Retirement.
- ILIA (In Lieu of Involuntary Action) Retirement.

**Retirement Coverage Code**

A code used to denote an employee's retirement coverage. The major ones include the following:

- Civil Service (CSRS)
- Federal Employees Retirement System (FERS) and FICA
- Foreign Service (FS)



- CSRS Offset
- CSRS - Special (for LEOs)
- FERS and FICA - Special (for LEOs)
- Social Security System
- None

***Retroactive Benefits/Deductions***

Deductions taken or benefits granted due to a recalculation of previous benefits and deductions. Late or modified union contracts, late paperwork, and delays in benefit enrollment processing may all result in a need for benefit/deduction recalculation.

***Return Type Code***

A designator on returned material authorizations (RMAs) that indicates what actions the return initiates. This may include replacement of the product or the creation of a credit memo in PeopleSoft Billing.

***Reverse Split***

A reduction in the number of outstanding shares of a corporation's stock, with a corresponding increase in the stock's value.

***Reversionary Annuity***

A form of pension payment where the retiree foregoes all benefit during his or her lifetime so that the entire benefit is paid as an annuity to a beneficiary after the retiree's death. If the beneficiary predeceases the retiree, the benefit is forfeited.

***RIDDOR (Reporting of Injuries, Diseases, and Dangerous Occurrences Regulations)***

Health and safety regulations in the United Kingdom requiring employers to report certain types of health and safety incidents to the Health and Safety Executive (HSE).

***Rider***

A special court-ordered or regulatory provision that may be applied to an enrollment to expand or limit any dependent or beneficiary coverage.

***Risk Function***

In Risk Weighted Capital, this is a user-defined formula that the system uses to derive risk weights.

**Risk RuleSet**

Used to assign a number of rules to a basis, for processing by the PeopleSoft Risk Weighted Capital Application. Used to group together a number of rules that frequently apply to the same type of balance.

**Risk Type**

In Risk Weighted Capital, this defines the types of risk associated with your business or activity. For example catastrophic, credit, legal, operational, regulatory, foreign exchange, market, interest rate.

**Risk Weight**

In Risk Weighted Capital, the risk weight is assigned by risk type, and is used to calculate capital allocation or normalized loss for the account or activity.

**Risk Weighted Capital (RWC)**

See PeopleSoft Risk Weighted Capital

**RIZIV Code**

This code is for Belgian employers to track the Federal Institute for Illness and Disability Insurance category.

**ROE (Record of Employment) Reason Codes**

ROE codes are defined by the Canadian government for employers to record employment actions such as Return to School or Pregnancy Leave.

**ROLAP (Relational Online Analytical Processing)**

ROLAP refers to the analytical processing and analysis of a relational Data Mart cube. ROLAP, is a form of OLAP that leverages the power and flexibility of relational databases.

**Role**

A role consists of a designated set of tasks, competencies and accomplishments required for a job code or a position.

**Role user**

A PeopleSoft Workflow user. A person's Role User ID serves much the same purpose as their Operator ID does in other parts of the system. It allows the system to uniquely identify the user and to determine what data the user has access to.

PeopleSoft Workflow uses Role User IDs rather than Operator IDs because it needs different kinds of user information than the rest of the system does. Specifically, it needs to know how to route work items to the user---an email address, for example---and what role the user plays in the workflow. Plus, you can include role users in your workflow who aren't PeopleSoft application users and who don't have Operator IDs.

**Roles**

Roles describe how people fit into the workflow. A role is a class of users who perform the same type of work, such as clerks or managers. Your business rules typically specify what user role needs to do an activity.

**Roll Forward**

In commitment control, rolling budget balances forward from the budget ledger you are closing (the source budget ledger) into the new (target) budget ledger.

In PeopleSoft Enterprise Planning and Production Planning, a utility that moves tasks from the past to a valid point in the future using time periods rather than fixed dates.

**Roll Up**

The act of totaling sums based on information tree hierarchies. You can roll up data for any group of details that you have defined as dependent with the Tree Manager.

**Rolling Plan**

An ESPP offering period where the purchase date is measured from the offer start date. If at the purchase date, the current stock price is lower than the last stock purchase price, you may elect to reset your employees to the new lower purchase price. The offering period is now based of the new purchase date.

**Rollup**

In PeopleSoft Demand Planning, the process of adding up the demand and forecast **Array** from one level to the next from child to parent. Information such as caption, description, and unit of measure can also be rolled up. The process is also referred to as summarization.

**Rounded Punch**

A punch that has a company's rounding requirements applied to it (see Time Administration)

**Rounding Rule**

Defines a rounding rule. You use rounding rules in numerous places—for instance you could round an earning, deduction, or many of the elements that make up an earning or deduction.

**Routing (Manufacturing and Engineering)**

A set of information detailing the method to manufacture a particular item. It consists of sequentially numbered operations that reference the task to be performed, the work center in which the task is to be performed, the resources to be used, and the time required to complete the task. Engineering Routings differ from Manufacturing Routings in that they are not visible within Production Planning or Production Management and are isolated from Manufacturing.

**Routing Option**

In PeopleSoft Planning, a valid method for replenishing supply for an item. There are two types of routing options: build options and purchase options. An item may have more than one routing option.

**Routing Transit Number (RTN)**

A number that identifies the financial institution to which an electronic payment should be sent for deposit.

**Routings**

Routings connect the activities in the workflow. They are the system's means of moving information from one place to another, from one step to the next. Routings specify where the information goes and what form it takes—email message, electronic form, or worklist entry.

**RSZ (Rijksdienst Sociale Zekerheid) Category Codes**

These government defined Social Insurance category codes are used to maintain social security records for your Belgian employees. RSZ Categories are associated with a Contract Type, Statute and Substitute for Claeys Formula calculations.

**Rule**

Representation of a company's compensation, task allocation, or exception requirements (see Creating Rule)

**Rule 10b-5**

A SEC rule that prohibits trading by insiders on material non-public information. This is also the rule under which a company may be sued for false or misleading disclosure.

**Rule 144**

A SEC rule that applies to public re-sales of restricted securities as well as all sales by affiliates. The requirements include (1) current public information about the issuer, (2) a one-year holding period for "Restricted Securities," (3) unsolicited brokers' transactions, (4) an amount limitation. the greater of 1% of the outstanding stock or the average weekly trading volume may be sold during any three-month period, and (5) a Form 144 filing.

**Rule Actions**

Functions that can be used in the creation and application of a rule (see Time Administration)

**Rule Elements**

Customer defined pieces of information which are passed to Time Administration in order to apply and evaluate rules (see Time Administration)

**Rule Period**

A Time & Labor period used in the evaluation and application of a rule (see Time Administration).

**Rule Program**

Specifies the set of rules the Time Administration process will execute and the order in which it will execute the rules.

**Rule Results**

Net effect of the application of a rule; for instance, the creation of time, initiation of workflow, modification of reported tasks (see Time Administration)

**Rule Templates**

Templates used to quickly create a variety of rules for the Time Administration program to execute when processing reported and/or scheduled time. Some examples are. compensation rules for overtime and holidays, notification rules for irregular attendance, and rules for just about any other time-reporting situation that requires special processing.

**Rules**

Rules are your company's business practices captured in software. Rules determine what activities are required to process your business data.

**Rule Set**

Rule Sets enable you to apply basis rules to your PeopleSoft Analytic Application in the sequence that you prefer. This is particularly helpful if there are multiple basis rules for the same account node, product node, or position source code. Rule Sets can control the execution sequence of your rule combinations, filter combinations, or both. The first occurrence on the node will be applied and any other occurrence will be ignored. Rule Sets are also used with the Data Manager, and with the Currency Conversion engine.

**Rules/Time Administration**

A physical implementation or execution of a company's compensation, exception and task rules (see Time Administration)

**Run Control**

A run control is a type of online page that is used to begin a process, such as the batch processing of a payroll run. Run control pages generally start some type of program that manipulates data in some way.

**Run Control ID**

A unique ID to associate each operator with their own run control table entries. Process Scheduler.

**Run ID**

Code that uniquely identifies a Run Control for batch processes.

**RWC (Risk Weighted Capital)**

See PeopleSoft Risk Weighted Capital

**S****Safety Stock Policy**

In PeopleSoft Inventory Planning, a policy that determines how safety stock quantities are calculated for an item. The policy has several methods that include days supply and percentage of demand fill.

**Salary**

Rate of compensation received by an employee.

**Salary Group**

Part of a group of defaults assigned to job codes. A salary group may include items such as steps and grades dependent on individual company parameters.

**Salary Plan**

A plan of salary defaults, grades, and step components

**Salary Step Components**

Pay components assigned to a salary step by entering the corresponding rate codes on the Salary Step Components page.

**Salvage Value**

An estimate of the amount of money one might receive upon selling an asset once that asset reaches its useful life. Salvage value is used in several depreciation calculations, including Straight Line.

**Sales Order Rebate and Penalties**

Rebates or penalties that are calculated against sales orders independent of **Buying Agreement**.

**Sales Person**

A required field used in PeopleSoft Receivables, Billing, Order Management, and Deduction Management when working with items. Each item must be assigned to a credit analyst. If no

credit analyst is assigned to an item, the credit analyst assigned to the customer is used as the default.

### ***Sales UOM***

The only units of measure that can be referenced on sales orders and quotes. You establish them on the Product Attributes by UOM page.

### ***Same-Day Sale***

An exercise and sale occurring on the same day. The exercise of the option and sale of the underlying shares take place simultaneously. The broker uses the proceeds of the sale to pay the company the exercise price and any tax withholding and the optionee the net cash (less any brokerage commission/fees).

### ***Sample Method***

One method of entering characteristic readings for a quality control plan. Using this method, for one given control plan you inspect all the characteristics for the first sample, then all the characteristics for the next sample and so on.

### ***Scale***

On a Goals Matrix (In PeopleSoft Workforce Analytics), a scale that defines the lowest, middle, and highest levels of performance needed to achieve associated minimum, midpoint, and maximum levels of compensation pay out. These are referred to as the Threshold, Target, and Stretch levels, respectively. The scale can be used to standardize multiple performance goals to a common scale of measurement.

### ***Scenario***

A scenario is a particular outcome you are analyzing when you run in Scenario Manager. Scenarios enable you to study various changes in organization models you created. For each parent and child model you want to study, you create a scenario ID that you use with all run controls.

There are two types of scenarios defined in the Scenario Manager: Historical and Forecast. In the case of an Historical Scenario all future looking fields will be display only and the Scenario Manager component serves as a wrapper to run any analytic engines. In the case of a Forecast Scenario, the Scenario Manager refers to all the business rules, forecasts, and economic assumptions that make up the scenario.

In PeopleSoft Budgeting a scenario is a ChartField used in PeopleSoft Budgeting to identify different budget iterations that use different assumptions.

### ***Schedule***

Specific task, date, and time to be worked by a Time Reporter (see Scheduling)

**Schedule 13D or 13G**

Disclosure forms required to be filed with the SEC and the company by a shareholder (or shareholders) that own(s) more than 5% of a public company. Schedule 13G is a short-form version of the 13D and may generally (but not always) be used only by institutional investors.

**Schedule Group**

A category of employees or employee groups associated for purposes of time scheduling.

**Schedule Line Number**

The line associated with an Order ID. The schedule line identifies an item and scheduled ship quantity that may be different from the requested quantity due to item availability.

**Schedule Number**

A number identifying the salary table form that an employee's pay is computed. Also has a second meaning related to the Payment Voucher processing for the ECS.

**Schedule Reconciliation**

In PeopleSoft Payables, the process of reconciling scheduled payments by Payment Schedule ID. Schedule Reconciliation helps U.S. federal agencies meet their requirement to schedule or group together payment orders for submission to the Treasury Disbursing Office.

**Schedule Template**

An ordered pattern of workday(s) and/or off day(s) used in scheduling (see Scheduling)

**Schedule Type**

In PeopleSoft Payables, an indicator of the nature of items purchased with a Payment Schedule.

**Scheduled Punch.**

A time reporter's expected punch (see Scheduling)

**Scheduling**

A function of PeopleSoft Time and Labor and PeopleSoft Global Payroll that enables you to create work schedules and assign them to employees.

**Scorecard**

A weighted sum of constraint violations in a schedule that evaluates the schedule's validity (that is, acceptability). The score is calculated by adding the value for each relevant violated constraint. See also **Penalty**, **Weight** and **Relevant Constraint**.

In PeopleSoft Balanced Scorecard, views of a strategy tree's components and Key Performance Indicators with red, yellow, or green scores that show its assessments.



**Scrap**

Any material outside of specifications and possessing characteristics that make rework impractical.

**SearchIndex**

A set of objects that give the programmer the ability to create, delete, insert, and update a search index and the items within it. Search index items contain a set of statistics about the document that has been indexed (keywords, number of occurrences, proximity to other words, and so on) as well as a key that can be used to point to the document (a URL, database key, or file path).

**SearchQuery**

A set of objects that allow the programmer to pass a query string and operators to the search engine and receive a set of matching results with keys to the source documents from the search index in return.

**Seasonal Index**

In PeopleSoft Demand Planning, measures the amount by which a forecasting period is influenced by seasonal effects. The index typically measures the percentage of difference between the base demand in the period and the expected actual demand in the period. An index of 100 indicates an average period in a seasonal cycle.

**Seasonal Profile**

In PeopleSoft Demand Planning, identifies the weight index assigned to a forecast time period to take in account seasonal fluctuations in the demand.

**Seasonality Group**

In PeopleSoft Demand Planning, a group of **Forecast Items** with a repetitive pattern of demand from year to year where some periods are higher than others. Typically a group of items is designated as a contributor to the seasonality group. Contributors are chosen because they are representative of the group, are stable, and have at least two years of demand history. The seasonality group profile is more stable than individual profiles of the contributors because the Aggregation process smoothes out random errors.

In Enterprise Planning and Simulation, a Seasonality group is a group of items with similar seasonal patterns. To determine if a forecast element is seasonal or nonseasonal, by averaging their history values over a year and determining where they were above and below average. Seasonality groups capture means seasonal behavior among related products.

**Secondary COBRA Events**

COBRA qualifying events that extend the amount of time a participant is eligible for COBRA coverage. For an event to qualify as a secondary COBRA event, it must fulfill the following qualifications: The participant must already be enrolled in COBRA coverage as a result of an initial COBRA event, the initial COBRA event must be one that is associated with a change to the employee's job status (such as a reduction in hours, termination, or retirement), and the

secondary event must be one of the COBRA event classifications that involves loss of coverage for the dependent (such as divorce, marriage of dependent, or death of employee). See COBRA and Initial COBRA Events.

### ***Secondary event code***

Secondary event codes, also called transaction codes, specify the type of transaction in detail. For example, a transaction's secondary event code could say that the transaction is a catalog order, a rush order, or a request for a sample. Not all transaction types include secondary event codes.

### ***Section***

A set of logically related elements that are to be resolved during the payroll process. You define your payroll process by creating sections and adding them to process lists. You can create four different types of sections: standard, generate positive input, sub-process, and payee.

### ***Section 16(a)***

Provision of the Securities Exchange Act of 1934 that requires company insiders to file changes in beneficial ownership of the company's equity securities and periodic reports disclosing their holdings.

### ***Section 16(b)***

Provision of the Securities Exchange Act of 1934 that requires that any profit realized by a company insider from the purchase and sale, or sale and purchase, of the company's equity securities within a period of less than six months must be returned to the company. It is also known as the "short-swing profit" rule.

### ***Section 423***

The Internal Revenue Code section that regulates Employee Stock Purchase Plans.

### ***Section 83(b) Election***

A tax filing within 30 days of grant that allows employees granted restricted stock to pay taxes on the exercise date, rather than the date when restrictions lapse. If an employee files the election, taxes are based on the fair market value on the exercise date, with any future appreciation taxed as a capital gain. If the employee does not file an election, taxes are based on the fair market value on the date the restrictions lapse, which will be higher assuming the stock has appreciated in value.

### ***Securities Act of 1933***

Often referred to as the "truth in securities" law, the act requires that investors receive financial and other significant information concerning securities being offered for public sale; and prohibits deceit, misrepresentations, and other fraud in the sale of securities.

**Securities Exchange Act of 1934**

The Congressional act that created the Securities and Exchange Commission. The Act empowers the SEC with broad authority over all aspects of the securities industry. This includes the power to register, regulate, and oversee brokerage firms, transfer agents, and clearing agencies as well as the nation's securities self regulatory organizations (SROs). The various stock exchanges, such as the New York Stock Exchange, and American Stock Exchange are SROs. The National Association of Securities Dealers, which operates the NASDAQ system, is also an SRO. The Act also identifies and prohibits certain types of conduct in the markets and provides the Commission with disciplinary powers over regulated entities and persons associated with them. The Act also empowers the SEC to require periodic reporting of information by companies with publicly traded securities.

**Security Clearance**

Security Clearances (Classified, Secret, Top Secret) are granted to employees by government agencies and are usually associated with jobs that bring employees into contact with classified government projects or sensitive technologies.

**Security Event**

In commitment control, events that trigger security authorization checking, such as budget entries, transfers, and adjustments; exception overrides and notifications; and inquiries.

**Segmentation**

You can “segment” components of pay based on such events as changes in compensation, employee status, or job changes during a pay period. For example, if an individual changes jobs in the middle of a pay period and your organization has a practice of separating components earned in the first job from those earned in the second job, you can set up your system to trigger segmentation of earnings results on the pay slip when there is a change to the job change action/reason field.

**Selective Factors**

Knowledge, skills, abilities or special qualifications that are in addition to the minimum requirements in a qualification standard, but are determined to be essential to perform the duties and responsibilities of a particular position. Applicants who do not meet a selective factor are ineligible for further consideration.

**Selective Merge**

In PeopleSoft Enterprise Warehouse the selective merge allows for an additional WHERE clause when you delete a merge.

**Self-Service Application**

Another name for PeopleSoft's HRMS and ERP applications accessed using a browser.

***Sell to Cover Exercise***

When an optionee sells a portion of the option shares to cover the exercise cost and any applicable taxes.

***Seniority Pay***

A premium paid for seniority or for the length of time an employee works for an organization.

***Seniority Pay Components***

Pay components whose rate codes are assigned to the seniority rate code class SENPAY (provided by PeopleSoft) on the Comp Rate Code page, allowing you to access the seniority pay functionality.

***Seniority Rate Codes***

A premium paid for seniority or for the length of time an employee works for an organization.

***Separate Debit and Credit***

A feature in PeopleSoft General Ledger that captures and reports in greater detail the accounting information that resides in balance sheet accounts. It shows the gross debit/credit balances in addition to the net balance for each account stored in the ledger. This feature also supports reversing—debit and reversing—credit journal entries for error correction.

***Server Process***

A server process is executable code that receives incoming client requests on the application server. The server process carries out a client request by making calls to a service that executes SQL against the database.

***Service***

A service performs a particular task of an application. Examples of services are MgrGetObject, SQLAccess, RemoteCall, and so on. When a client workstation sends a request to the application server, it sends a service name and a set of parameters, such as "MgrGetObject + parameters". The application server associates the service request with the appropriate server process to complete the transaction.

***Service***

The PeopleSoft Pension Administration function that determines how much service credit an employee has accrued.

***Service Buy Back***

The process by which an employee repays a pension plan in order to restore service credit that was forfeited when the employee withdrawal previous contributions. Typically, employees withdraw contributions upon termination and initiate service buy back processing upon rehire.

***Service Purchase***

The process by which an employee gets additional pension service credit for periods not normally considered eligible. The employee “purchases” this service by paying into the plan.

***Service Schedule***

A table showing how much service an employee earns based on the number of hours the employee worked during the year or month.

***SetID***

The label that identifies a TableSet.

***Sex Code***

Used to indicate gender.

***Shape***

For a transaction, the set of inputs and outputs for that transaction. For a class, the data members of that class.

***Share***

A share of a company's stock. Stock options give you the option to purchase a certain number of shares of company stock.

***Share Price***

The price per share of a company's stock. See, also, "stock price."

***Shareholder***

Owner of one or more shares of stock in a corporation. Also known as a stockholder or investor.

***Shares Available to Issue***

The total number of shares authorized, less shares granted, plus cancellations that revert to the Plan pool.

***Shares Cancelled***

This is usually triggered by a specific event, such as termination of employment in which the unvested shares as of the date of termination are no longer available for future vesting and exercise. These shares are therefore canceled from the option and can be returned to the plan, retired to treasury or allocated back to a group.

***Shares Exercisable***

The number of shares that are vested and available for exercise.

**Shares Exercised**

The number of shares purchased upon exercise of a stock option.

**Shares Expired**

Option shares that no longer are exercisable at the end of the option term. The length of the option term is defined in option agreement. This date is usually the earlier of the exercise period for vested shares after termination of employment or the full length of the option term.

**Shares Outstanding**

The number of company shares currently held by shareholders, as tracked by the transfer agent

**Shift [Time and Labor]**

The block of hours that an employee works in a day, such as nine to five, four to eleven, or ten to six. In PeopleSoft Time and Labor, Shift is used as a template of clock hours for scheduling an employee or group of employees to be at work or available to work (on call). Shifts may be constant, rotating, repeating, and/or split; any given shift may or may not have an associated Shift Differential or Bonus. A shift is always associated with a Work Schedule, and consists of clock hour Start and Stop times (two to allow for split shifts), meal periods (two) and relief periods (two).

In PeopleSoft Workforce Analytics, the block of hours that an employee works in a day such as nine to five, four to eleven, or ten to six.

**Shift Bonus**

A fixed amount (either a flat dollar figure or stated in terms of an employee's rate) paid for working a particular Shift.

**Shift Code**

A numerical shift identifier that is unique within a SetID.

**Shift Differential**

Additional compensation paid an employee for time worked during certain shifts. Typically, shift differential is administered as a flat amount per shift, hour worked, and/or as a percentage of the amount paid per shift hour or shift worked.

In PeopleSoft Workforce Analytics, a premium paid for work over regular pay, for which employees on certain shifts may be eligible, such as double-time for late night shifts. Shift differentials are usually stated as an additional rate or factor.

**Shift Elements**

Individual components of a shift such as TRC start and stop time, duration (see Scheduling)

**Shift Name**

Customer defined nomenclature for a shift (see Scheduling)

**Shift Type**

A customer-defined classification associated with a shift. The shift type can be used in the evaluation of rules or exceptions (i.e. On Call) (see Scheduling)

**Shift Type [Time and Labor]**

Time and Labor defined classification of shifts. Valid shift categories include Flex, General and Elapsed. Shift categories are used in the creation of time reporter schedules (see Scheduling)

**Shipping Priority Code**

Shipping Priority Codes act as tie breakers during order reservation in PeopleSoft Inventory when different orders are scheduled for the same delivery date and time. When the reservation process in Inventory encounters a situation where there are more orders than available stock, the system reserves the order with the highest priority. If schedules are encountered with the same priority, orders are then considered by order date.

**Short Sale**

The sale of a security that is not owned or is not delivered at the time of the trade, necessitating its purchase or delivery some time in the future to "cover" the sale. A short sale is usually made with the expectation that the stock value will decline, so that the short seller can eventually cover at a price lower than the original sale, thus realizing a profit. At the time of the short sale, the broker borrows stock to deliver on the settlement date. A short sale can be "naked," in which case the seller does not deliver the shares being sold short and must provide the broker with collateral. Or the short sale can be "against the box," in which case the seller delivers the shares being sold short for the broker to hold "in the box" until the seller chooses to close out the short position.

**Short-Swing Transaction**

A purchase and sale, or sale and purchase, of the issuer's equity securities by an insider within a period of less than six months. See "Section 16(b)" above.

**Short-term Variable Compensation**

In PeopleSoft Workforce Analytics, this is cash compensation paid to a worker that is not fixed; includes bonuses and commissions.

**Sibling**

A tree node at the same level as another node, where both roll up into the same parent. A node can be a sibling, parent, and child all at the same time, depending on its location in the tree.

**Sibling**

A tree node at the same level as another node, where both roll up into the same parent. A node can be a sibling, parent, and child all at the same time, depending on its location in the tree.

**Sibling**

A tree node at the same level as another node, where both roll up into the same parent. A node can be a sibling, parent, and child all at the same time, depending on its location in the tree.

**Sick Leave**

Sick leave is accrued by full-time permanent/seasonal employees at the rate of 4 hours every biweekly pay period; for part-time permanent/seasonal employees, it is accrued at one hour for every 20 hours worked.

**Simulated Workforce**

In the PeopleSoft Workforce Rewards product, Manage Compensation module, the calculated Simulated Workforce = Existing Employees + New Simulated Employees + Reduced-Employees.

**Single Life Annuity**

A benefit payable during the lifetime of the participant, with no payments made after the death of the participant. Also referred to as a “life only annuity” or a “straight life annuity.”

**Single Signon**

This refers to the process by which a user can, after being authenticated by one PeopleSoft application server, access a second PeopleSoft application server without entering a user ID or password.

**SIREN Code (Système Informatique pour le Répertoire des Entreprises)**

This stands for the Electronic List of Enterprises. The SIREN code is assigned to a company when it registers as a business with the French government, and identifies the purpose of the establishment for regulatory reporting purposes in France.

**SIRET (Système Informatique pour le Répertoire des Établissements)**

This stands for Electronic List of Entities. In France the SIRET is an identifying number given to a French business by the INSEE, an official statistics and economics organization in France. The SIRET number is a combination of the SIREN and NIC numbers. This number is used by the tax and social security authorities to identify a business enterprise and its entities.



**Site Tree**

In PeopleSoft eStore, a hierarchical structure that controls navigation, as well as content and behavior within the header, footer, and left margin areas of the web page template.

**Slice**

The span of time into which an element is segmented as a result of element segmentation. Unlike a segment (or period), a slice does not represent a separate gross-to-net process since it affects only a limited set of elements within a period or segment. Like segments, slices have their own begin and end dates.

**Slice Dimension**

A model dimension used to restrict user access to the system. For example, a product manager's access to the system can be restricted to only the products he or she is responsible for by defining "Products" as a slice dimension, and assigning this person the members of the "Products" dimension he or she can access.

**Slice and Dice**

Another term for multidimensional analysis. When your data has three (or more) dimensions, you can think of it as being arranged in a cube (or hypercube), with each side representing a dimension. When you analyze the data, you "slice" off part of the cube or "dice" it to get to an individual cell.

**Slotting**

In PeopleSoft Workforce Rewards, a process by which the system establishes the target market compensation rates to use for compensating workers in non-benchmark jobs.

**Social Security Number**

Nine numeric digits assigned to an individual by the Social Security Administration. Also known as a Taxpayer Identification Number (TIN).

**Source**

The Source table stores valid journal entry and posting sources. These can include job titles (such as CFO), user IDs (such as CLERK123), PeopleSoft General Ledger processes (such as Consolidations), or other applications (such as PeopleSoft Payables).

**Source Transaction**

In commitment control, any transaction generated in a PeopleSoft or third-party application that is integrated with commitment control, and which can be checked against commitment control budgets. For example, a pre-encumbrance, encumbrance, expenditure, recognized revenue or collected revenue transaction.

***Sparsity/Density***

A multi-dimensional concept of whether data exists at intersections of dimensions. If a cube has many dimensions, but little or no data in some of those dimensions, the cube is considered sparse. Sparse cubes take up unnecessary disk space and reduce calculation performance. The goal is to create dense cubes and only use dimension intersections where data actually exists.

***Special Accumulator***

A device that accumulates earnings from different sources for a specific purpose. 401(k), pension and retirement plans use special accumulators. A 401(k) plan might use a special accumulator to calculate a deduction using regular, vacation, and overtime earnings. Special accumulators can add to or subtract from a pool of earnings.

***Special Payments***

A payment that occurs once or under special circumstances (e.g., back pay interest, lump sum leave, bond refund, longevity bonus, compensatory time reimbursement, death payment, severance pay, separation bonus, etc.).

***Special Rates***

Higher salary rates for specific grade levels and occupational groups determined by OPM for employees working in specific geographic areas. Each area is assigned a separate Schedule Number.

***Specialist***

A member of a stock exchange who maintains a fair and orderly market in one or more securities. A specialist or specialist unit performs two main functions. executing limit orders on behalf of other exchange members for a portion of the floor broker's commission, and buying or selling for the specialist's own account to counteract temporary imbalances in supply and demand, preventing wide swings in stock prices.

***Specialized Experience***

Experience that has equipped the applicant with the particular knowledge, skills, and abilities to perform successfully the duties of the position and is typically in or related to the work of the position to be filled.

***SpeedChart***

A user-defined shorthand key designating several ChartKeys to be used for voucher entry. Percentages can optionally be related to each ChartKey in a speedchart definition.

***SpeedType***

A code representing a combination of ChartField values. SpeedTypes simplify the entry of ChartFields commonly used together.

**Spending Limits**

See Planning Targets.

**Split and Join**

In PeopleSoft Demand Planning, the process of subdividing a forecast so that multiple users can make changes to their portions of the forecast. After changes are complete, the portions are joined back into a single forecast.

**Split Deduction**

Deduction that you create by splitting an existing deduction into two deduction items. The new deduction retains the original item ID with an added suffix number.

**Split Shift**

Periods of productive time split up by period of non-working time; example. a time reporter comes to work as a busboy for the lunch shift from 12-2 p.m. and then returns to work from 6-8 for the dinner shift (see Scheduling)

**Split Stream Processing**

The matching of a payment's cash information with the payment advice information when they have been received as separate transmissions through EDI and lockbox.

The uniting of the payment cash with the payment advice when they have been received as separate information through EDI.

**Spokesmen Committee (Sprecherausschusse)**

In Germany the Spokesmen Committee represents the interest of the management in your company before the ownership. The Spokesmen's Committee is consultative in nature, although they play a co-determination role on individual employment contracts, hiring, and dismissals. They also play a role in monitoring employment fairness, equity, and non-discrimination in terms of nationality, race, religion, sex, and age.

**Spouse Demonstration J&S**

In the PeopleSoft Pension Administration system, an informational-only form of pension payment that tells what the spouse's total benefit would have been if the retiree had chosen the spouse as the beneficiary rather than a nonspouse beneficiary. You cannot pay pension benefits based on this form because it is informational only.

**Spouse Eligibility Alias**

In PeopleSoft Pension Administration, a Custom Statement that defines any criteria that must be met before the plan will provide an Automatic Spouse Benefit. For example, the plan may require that the employee and spouse be married a full year before they are eligible for an automatic spouse benefit.

**Spouse Eligibility Statement**

See Spouse Eligibility Alias.

**Spread**

Depending on the context, either (1) the difference between the bid and asked prices for an over-the-counter stock, or (2) the difference between an option's exercise price and the market price at the time of exercise (i.e., the profit component of the exercise).

**SQL Objects**

Used to create rules that are more complicated than templates or actions and conditions allow—select statements, insert statements, table joins, and sub-queries

**ST (Strategic Trust)**

See Strategic Thrust

**Staged Date**

The date an item was received into the inventory business unit.

**Staging ID**

An identifier for a putaway plan. The inventory system sequentially assigns Staging IDs when it creates the putaway plan.

**Standard Cost**

A predetermined, fixed cost associated with an **Inventory Item** or **Forecast Item**, representing detailed estimates of each element of cost entering into the purchasing or manufacturing of an item. Standard cost is used when minor variations in an item's cost are not needed. The use of standard costs also enables management to determine how much an item should cost (Standard), look at how much it does cost (Actual), analyze the differences between the two and their causes (Variances), and compute economic order quantity.

**Standard Form (SF)**

A standardized form for interagency use by the Federal government. The SF prefix is the most common but not exclusive one in usage.

**Standard Price**

In PeopleSoft Demand Planning, the standard selling price associated with a **Forecast Item**. The price can be introduced into the system directly in forecast item maintenance or indirectly using the demand transfer interface. At higher levels in the view where there is no standard price available, the summarization function can be set up to develop one.

**Standard Unit of Measure**

The smallest unit of an item that a PeopleSoft application tracks.

**Startup Data**

In PeopleSoft Pension Administration, accrued Service, Cash Balance Account, or Employee Account data loaded into the system in the form of an opening balance and “as of” date. The alternative would be to load the entire accrual history.

**State Record**

The State Record is a PeopleSoft record, keyed by process instance, that must be created and maintained for each Application Engine program. The State Record defines the fields that an Application Engine program uses to pass values from one SQL statement to another.

**Static Group**

An employee group in Time and Labor that enables you to control its creation and maintenance. The group remains the same at all times until you change it.

**Static Policy Controls**

Determines how a static (versus time-phased) **Inventory Policy** is to be calculated. Static controls use period and average methods and their arguments.

**Statistical Account**

An account that has an associated unit of measure, used for tracking and monitoring statistical data. For example, the Workstations account uses EA (each) as a generic unit of measure, while the Floor Space statistical account might use square feet and the Work Days account would use days.

**Statistical Code**

The unit of measure used for tracking and monitoring statistical data. For example, using a statistical code of WS may represent the number of Workstations.

**Statistical Forecast**

In PeopleSoft Demand Planning,, a forecast developed at each level of the forecast pyramid and that considers the item’s history in isolation.

**Status Checking**

In PeopleSoft Projects, a control feature that can be applied to transactions coming into Projects from cost feeder systems. If the incoming transaction does not conform to predetermined status and analysis conditions, an online warning will display or the transaction will be rejected.

**Status Position Code**

A code that identifies the various conditions of a position, e.g., frozen, classified, etc.

**Statutory Account**

Account required by a regulatory authority for recording and reporting financial results. In PeopleSoft, this is equivalent to the Alternate Account (ALTACCT) ChartField.

**Step**

A secondary level or subcategory within the primary pay level (depending upon pay plan, different employees may have a different number of steps within their primary pay level).

**Step Progression**

In PeopleSoft Workforce Analytics, a pay increase granted to an employee or group whose salary plan includes steps within grades. Each step increase is a step up the pay range for the employee.

**Stock**

In corporate finance, the form in which an owner's interest is represented, distributed in units known as shares.

**Stock Administrator**

An individual who administers and manages the corporation's benefits and/or equity compensation plans. This individual serves as the contact for transfer agent and broker inquiries. Stock Administrators manage Stock Option Plans, Employee Stock Purchase Plans, Restricted Stock Award Plans, and Stock Bonus Plans.

**Stock Appreciation Rights (SAR)**

A contractual right to receive, either in cash or employer stock, the appreciation in the value of the employer's stock over a certain period of time. A SAR can be used alone or in tandem with Incentive Stock Options (ISO/SAR) or Nonqualified Stock Options (NQ/SAR). PeopleSoft Stock Administration supports only tandem SAR's.

**Stock Awards**

Stock allocations that are processed in the Manage Variable Compensation business process. Stock Administration creates stock grants from finalized stock awards.

**Stock Exchange**

An organized marketplace in which bonds, stocks, and common stock equivalents are traded by members of the exchange, acting as agents (brokers) and as principals (dealers or traders). Such exchanges have a physical location where brokers and dealers meet to execute orders to buy and sell securities. Each exchange sets its own requirements for membership.

**Stock Option**

A contractual right granted by the company, generally under a stock option plan, to purchase a specified number of shares of the company's stock at a specified price (the exercise price) for a specified period of time (generally five or ten years). Assuming that the exercise price is the

same as the fair market value on the grant date, the option will become more valuable if the fair market value goes up, because the option effectively gives the optionee the right to buy stock in the future at a discount.

**Stock Price**

The price per share of a company's stock. See, also, "share price."

**Stock Purchase Participant**

An individual who participates in the corporation's Stock Purchase Plan.

**Stock Purchase Plan**

A type of broad-based stock plan that permits participants to use payroll deductions accumulated over a period of time to acquire stock from the company.

**Stock Split**

A change in the capitalization of an issuer that increases or decreases the number of securities outstanding, and adjusts the value of the securities accordingly, without a corresponding change in the assets or capital of the issuer. For example, if an employee has options to purchase 25 shares at \$10 per share and the company has a 2-for-1 stock split, the employee thereafter has the option to purchase 50 shares at \$5 per share.

**Stock Swaps**

A payment method that can be used to cover the cost of the exercise price and taxes depending on whether it is allowed by the plan. When an employee elects to exercise a stock option by means of a stock swap, they surrender already-owned shares of stock to pay the total required option exercise price and/or taxes for the option being purchased. The surrendered shares are usually valued at the fair market value of the company's stock on the date of exercise.

**Stock Trading Symbol**

The three or four letter symbol used to identify a company's stock on the stock exchange where it trades. Also known as a "ticker symbol".

**Stock Withholding**

A cashless method of satisfying the withholding taxes due upon the exercise of a stock option by authorizing the company to withhold from the shares being exercised a number of shares equal to the taxes.

**Stockholder of Record**

Person or entity, often a broker or the Depository Trust Company, named on the issuer's or transfer agent's stock record books as the owner of shares held in "street name." The stockholder of record acts in part as a way of safekeeping stock certificates that might otherwise be lost by the beneficial owner, and also in order to keep the identity of the beneficial owner confidential from the company.

***Stock-In Probability***

A replenishment option for defining transfer parameters for PeopleSoft Demand Planning or Inventory Planning upload files. The option is the percentage of time you want to have the item on hand for the **Business Unit** and is used to calculate safety stock.

***Stop Time***

Out punch

***Storage Area***

A division of a **Business Unit** used to store material and to track **Inventory Transaction**. Storage areas might include shipping and receiving docks, staging areas, warehouse zones, and inspection and quality control departments. Each storage area can be divided into a maximum of four levels, with each level representing a physical subdivision of the area.

***Storage Level***

A hierarchical subdivision of a storage area.

***Storage Location***

The combination of a storage area and that area's most detailed storage level. This is the smallest definable physical space within an **Inventory Business Unit**.

***Strategic Initiatives***

In PeopleSoft Balanced Scorecard, actions the organization must take to implement strategy. May be temporary or short-term in nature.

***Strategic Thrust (ST)***

In PeopleSoft Balanced Scorecard, four to five statements or paragraphs that summarize the core components of an organization's strategy. Strategic thrusts describe the key areas across which a scorecard is balanced. They are themes or goals your organization is striving to achieve; more specific descriptions of what you must do to achieve that goal are defined by critical success factors. Key performance indicators may be attached to strategic thrusts as long as there aren't critical success factors below them, but typically strategic thrusts aren't directly associated with key performance indicators.

***Strategy Tree***

In PeopleSoft Balanced Scorecard, the hierarchical relationships of the objectives your organization is striving to achieve. Used as the foundation for a scorecard, and typically balanced across four major categories: Financial, Customer, Learning and Growth, and Internal Processes. These are made up of Vision, Strategic Thrusts, and Critical Success Factors.



**Stratification Engine**

A support module that structures the volume of financial accounts and balances at a large financial institution to a manageable scale for processing by the PeopleSoft Funds Transfer Pricing (FTP) and PeopleSoft Risk Weighted Capital (RWC) applications. It categorizes data by a range of values and summarizes data based on rules you define for FTP and RWC.

**Stratification Wizard**

Stratification Wizard is a tool you can use to quickly create new stratification rules or update the existing rules. Stratification Wizard prompts you for each of the possible source and destination fields, grouping operations, and summarization actions to be performed. Stratification Wizard enables you to stratify your data according to tiers, discrete values, periodic increments, and numeric increments. It also enables you to leave the data aggregated.

**Streams**

An optional feature that enables you to reduce processing time by processing groups of payees simultaneously.

**Street Name**

See "Stockholder of Record".

**Stretch**

In a Goals Matrix performance scale (In PeopleSoft Workforce Analytics), this is the level of performance for which an employee achieves maximum pay out. Performance above this level receives no greater pay out.

**Strike Price**

The price per share which must be paid in order to exercise the stock option. The strike price is typically the fair market value of the stock on the grant date. Also known as the "exercise" or "grant" price.

**String constant**

String constants are delimited in PeopleCode by using either single (') or double (") quote marks.

**Strip Funding**

One of several methodologies used by PeopleSoft Funds Transfer Pricing (FTP) to derive maturity when calculating FTP rates based on matched maturity funding. This approach matches the projected cash for the instrument in each time period, with a specific cost of funds rate for that cash flow. The FTP rate for the instrument is then calculated by weighting the cost of funds rate for the cash flow in each time period by the term of the cash flow.

**Structured Query Report (SQR)**

A type of printed or displayed report generated from data extracted from a PeopleSoft SQL-based relational database. PeopleSoft applications provide a variety of standard SQRs that summarize table information and data. You can use these reports as is, customize them, or create your own.

**Style File (Verity)**

Collection style refers to a set of configuration options that are used to create the indexes associated with a collection. A collection has one collection style and it is defined in a set of style files before creating the collection.

**SubCustomer Qualifier**

A value that groups customers into a division for which you can generate detailed history, aging, events, and profiles.

**Sub-Process Section**

A type of section you can add to a process list. Sub-process sections are especially useful for performing iterative processes such as gross ups (calculating the gross amount for a given net amount). You can include conditional logic within a sub-process section.

**Subscription**

The process of mapping fields, selecting data parameters and submitting the information to an outside vendor.

**Substitute Item**

In PeopleSoft Manufacturing, an item that can be used when there are no primary components available in inventory or when there is a long-term shortage of the original item. The substitute item can be defined at three levels: setID, business unit/item, and bill of material/engineering bill of material.

**Subtask**

A lower-level Planning task in a schedule's hierarchy that rolls up into a parent task. For example, an operation performed on a production ID would be a subtask of the production order.

**Summarization Process**

See Rollup.

**Summary ChartField**

A feature for creating summary ledgers that roll up detail amounts based on specific detail values or on selected tree nodes. When detail values are summarized using tree nodes, summary ChartFields must be used in the summary ledger data record to accommodate the maximum length of a node name (20 characters).

**Summary Forecast**

In PeopleSoft Demand Planning, a type of forecast that results from adding up the adjusted forecast totals from the next lower level, meaning the sum of the children's forecasts for the parent. The summary forecast at level one (1) is always zero since there is not a logical lower level.

**Summary Ledger**

An accounting feature used primarily in allocations, inquiries, and PS/nVision reporting to store combined account balances from detail ledgers. They increase the speed and efficiency of reporting by eliminating the need to summarize detail ledger balances each time a report is requested. Instead, detail balances are summarized in a background process according to user-specified criteria and stored on summary ledgers. The summary ledgers are then accessed directly for reporting.

**Summary Tree**

A tree used to roll up accounts for each type of report in summary ledgers. In effect, summary trees enable you to define "trees on trees." In a summary tree, the detail values are really nodes on a detail tree or another summary tree (known as the *basis* tree). A summary tree structure specifies the details on which the summary trees are to be built.

**Summed Adjustment Type**

When the system finds multiple summed discounts, they are added together, and applied once.

**Super Tree Utility**

A PeopleSoft Enterprise Warehouse utility that enables you to combine multiple effective dates of a tree into one. This super tree contains all tree changes for a certain period of time enabling you to analyze effective dated trees more easily.

**Supplemental IRR**

An IRR type used when a federal employee's retirement deductions were originally under-reported. An agency can create a Supplemental IRR to report the difference in the retirement deduction amount to the Office of Personnel Management (OPM).

**Supplemental Tax Method**

A payroll tax calculation method that uses a straight percent rather than allowances. The percentage depends on state requirements.

**Supply Chain Warehouse**

See Warehouses.

**Support Costs**

Activity costs not directly connected to production.

***Support Modules***

The support modules are a collection of engines and analysis models that derive values, rates, financial calculations, and prices. PeopleSoft Analytic Applications take this data and use it for further processing. The support modules perform processes that are used in the financial services industry. They are only utilized by two of the PeopleSoft Analytic Applications: Risk Weighted Capital (RWC) and Funds Transfer Pricing (FTP).

***Support Team***

A group of people working together to sell to and/or support a customer. You can assemble support teams and associate them with ship to customers, quotes, sales orders, and **Buying Agreement**.

***Supporting Element Overrides***

Provide a mechanism to override various supporting element types, such as brackets, dates, durations, formulas, and variables, at various different levels.

***Supporting Elements***

Supporting elements are building blocks for other elements. In PeopleSoft Global Payroll, they are used in combination with other elements to create rules. They are not stand-alone. Typical supporting elements are arrays, brackets, rounding rules, and fictitious calculations.

***Suspend Exercise***

As a condition of a leave of absence, a company may stipulate to restrict the exercise of shares during the leave or for a period of time. Only applicable if the Stock Action is LOA.

***Suspend Vesting***

As a condition of a leave of absence, a company may stipulate to suspend vesting of shares. Only applicable if the Stock Action is LOA. If a company does not Suspend Vesting then the Vest Deferral Grace Period and Service Rule are not applicable.

***Suspended Item***

In PeopleSoft Demand Planning, an item suspended by the system. The suspension is due to the lack of demand for the number of periods defined for the item's **Control Group**.

***System Element***

In PeopleSoft Global Payroll, system elements are delivered and maintained by Peoplesoft. There are two types of system elements: database system elements and system-computed elements. Database system elements contain payee-related data that can be used frequently in a calculation, such as department ID, location, and personal data. System-computed elements are automatically populated by the payroll process.

**System Functions**

A list of all activities that the system supports, along with their associated General Ledger distributions.

**System-Defined Count**

The PeopleSoft Inventory feature that employs user-defined criteria to begin the count creation process.

**System-Defined History**

Any statistical information updated by the posting and aging programs, maintained to reflect customer credit standing.

**T****T+3**

The obligation in the brokerage business to settle securities trades by the third day following the trade date. "Settlement" occurs when the seller receives the sales price (less the broker's commission) and the buyer receives the shares.

**Table**

The underlying format in which data is stored by columns (fields) and rows (records, or instances).

**Table Lookup**

A utility in PeopleSoft Pension Administration that finds an unknown value based on a known one in your data set. For example, you can look up an interest rate based on a year, or an actuarial factor based on an employee's age.

**TableMaps**

In the PeopleSoft Enterprise Warehouse, TableMaps define the physical relationships between related tables. TableMaps allow you to define "families" of related tables and the columns that define the key relationships between the tables.

**TableSet**

A group of rows across control tables identified by the same SetID.

**TableSet Sharing**

Specifying the control table data for each business unit so that redundancy is eliminated.

***Tardy***

The circumstance when a time reporter reports for work after the scheduled start time

***Target***

In a Goals Matrix performance scale (In PeopleSoft Workforce Analytics), this is the performance level your organization establishes as the norm for performance and pay out.

***Target Cost***

A desired target cost (for production, engineering or marketing) is found by subtracting the desired profit margin from a competitive or estimated price.

***Target Currency***

The value of the entry currency or currencies converted to a single currency for budget viewing and inquiry purposes.

***Target End Date***

The intended end date for employee schedules in Time and Labor reporting. You establish a target end date, and depending on the work schedule templates, the application determines what the actual end date should be.

***Target Grade***

Highest obtainable grade for a position.

***Target Matrix***

In PeopleSoft Workforce Rewards, the Target Matrix defines the level of award to be paid based upon a predetermined level of performance that a defined measure is evaluated against.

***Target Plan***

In PeopleSoft Workforce Rewards, a plan for distributing compensation awards, in which the level of the award is linked directly to a predetermined level of performance that a defined measure is evaluated against. For example, a Target Plan for a Sales group might be as follows: “As a group, increase the business unit’s net income by 10% and each member of the group will be eligible for an award equal to 5% of base pay.”

***Target Rate***

In PeopleSoft Workforce Rewards, calculated market rates you choose to use as new target pay rates for the jobs in your organization. Think of these target rates as pay guidelines, in support of your company’s overall pay strategy.

**Target View**

In PeopleSoft Demand Planning, the of the views being reconciled during the **Cross-View Reconciliation** process. During the process, fields for reconciliation are defined for both a source and target view.

**Tariff**

In Germany a Tariff is a contract between the employee's unions and the employers' association, defining labor agreements on issues such as standard working hours, income, and vacation. This contract is valid for all of Germany for the business or industrial sector the company is working in (such as **Banking** or **Metal**).

**Tariff Area**

In Germany, additional labor agreement terms beyond those in the Tariff, such as salary plans or employee reviews, can also be applied based upon the Tariff Area. The Tariff Area is often split along regional lines (such as **Bavaria** or **Berlin**).

**Task**

See **Manufacturing Task** and **Planning Task**

**Task**

A piece of work assigned to or demanded of a person; a unit of work (see Time Reporting)

**Task Entity**

Individual component of a task; for example, Project ID, Activity ID, Work order, Department, Company, Business Unit (see Time Reporting).

**Task Profile**

A way of viewing or establishing where to allocate employee task information for a day and time. The task profile fields that appear on the page are established by the *Task Profile Template*.

**Task Profile**

Entity that establishes the default values for optional and required task elements. This can be for single or multiple tasks. (i.e. default values based on hours allocation, percentage distribution, equally distributed or by prompt) (see Time Reporting)

**Task Rules**

A methodology that is applied to scheduled, reported and payable time to allocate or redistribute task assignments (see Time Administration)

**Task Transfer**

Department transfer

**Task Values**

The customer defined value for a specific task element i.e. Customer 1, project 1, etc (see Time Reporting)

**Taskgroup**

Identifies the default time reporting templates, task template, and task profile(s) for time reporters that share the same task reporting requirements.

**Taxable Benefits**

Any employer contributions that are subject to Federal Withholding Tax.

**TDS (Transfert de Données Sociales)**

In France the TDS is a social security transfer report, submitted on magnetic media to the government.

**Team Member**

An individual who is part of a support team. Each team member may be in a commissionable or non-commissionable role.

**Technical Scenario**

In PeopleSoft Enterprise Warehouse technical scenarios allow you to set up the object type values that the Resolver uses to chunk the record/TableMap you'll resolve. Technical scenarios allow technical users to define chunking criteria that enable chunks to run in parallel. This allows for parallel data processing.

**Template**

A portal template is simply HTML code, associated with a web page, to define the style and layout of the page. Templates allow a developer to build an HTML page by combining HTML from a number of sources. Templates do two basic things: define the layout of the page, and define where to get HTML for each part of the page.

**Template Pagelet**

One piece of an overall template. For example, in a given template, there may be one template pagelet for the universal navigation header and one template pagelet for the target content.

**Temporal Constraint**

A relationship between Planning tasks that defines their sequence and timing in a schedule. Temporal constraints cannot be violated by the Optimizer. PeopleSoft Planning constraints include finish to start, start to start, finish to finish, start to finish.



***Temporary Continuation of Coverage (TCC)***

The TCC program, as prescribed by the OPM, requires Federal agencies to provide to separating Federal employees the opportunity to temporarily continue their FEHB coverage for up to 18 months (unless involuntarily separated because of gross misconduct), provided the individual pays the full cost of coverage, including both the employee and government share and a two percent administrative charge. Agencies may elect to provide this service in-house or enter into cross-servicing agreements with another Federal agency.

***Tenor***

Used by the PeopleSoft Funds Transfer Pricing (FTP) application to refer to the maturity of an instrument. It represents the length of time an instrument is available as either a source or use of funds. The FTP application calculates the transfer price for an instrument, based on the marginal cost of funds of similar liquidity and tenor.

***Term Certain and Continuous Payment Option***

See Certain and Continuous Payment Option.

***Term Certain Payment Option***

See Certain Only Payment Option.

***Termination***

A transaction in which an employee ceases to be an employee of the corporation.

***Threshold***

In a Goals Matrix performance scale (In PeopleSoft Workforce Analytics), this is the minimum threshold for adequate performance, the designated level of performance below which it is inappropriate to pay incentives.

***Think-time process***

Think-time functions suspend processing either until the user has taken some action (such as clicking a button in a message box), or until an external process has run to completion (for example, a remote process).

***Three-Tier***

A three-tier architecture introduces an intermediary application server between the client workstation and the database server to improve performance. Within PeopleSoft, the application server sends the SQL to the database and then returns results to the client in the form of lightweight Tuxedo messages.

***Threshold Checking***

In PeopleSoft Projects, a control feature that can be applied to transactions entered directly into Projects or integrated into Projects via the INTFC\_PROJ\_RES table. If the transaction exceeds a predefined tolerance, a warning will display or the transaction will be rejected.

***Thrift Savings Plan (TSP)***

A voluntary retirement savings and investment plan for Federal employees administered by the Federal Thrift Investment Board.

***Ticker Symbol***

The three or four letter symbol used to identify a company's stock on the stock exchange where it trades. Also known as a "stock trading symbol".

***Tiers***

In the financial services industry, Tiers are ranges that you set up for stratifying your instrument data (such as amounts, rates, and numbers) into specific groups. You define Tiers within Stratification Engine.

***Time Administration***

A process which provides four [separate] different online tools for creating, maintaining, and applying an organization's compensation, task, and exception rules to both reported and scheduled time. templates, actions and condition, SQL objects, and user exits

***Time and Labor Period***

A distinct, configurable period of time used by all the PeopleSoft Time and Labor processes (see Time Reporting)

***Time and Labor User***

Either a Time Reporter or a Time Manager

***Time Capture Device***

Third party system or methodology for collecting elapsed or time capture device time, i.e., time capture device, IVR, Fax, etc. (see Time Reporting)

***Time Collection***

A Time and Labor feature that collects positive and exception time reports, applies appropriate business rules and edits to the reported time to ensure validity and reasonableness, and returns errors and questionable items to the time reporter for correction or scrutiny. Time collection is also responsible for scrutinizing future (previously) posted time information for correctness when those reports are ready for use.

***Time Collection Device***

A group of time collection device lumped together and named for ease of assignment to employees. In other words. clock group 1 is made up of clock 1, and clock 2. Employee 123 is assigned to clock group 1 and can then punch in at either clock 1 or clock 2. (see Understanding Time Collection Device)

***Time Collection Device time***

Reporting time by recording actual starts and stop times (see Time Reporting)

***Time Dimension***

Determines how date-related information is presented in a **Cube View**. This dimension defaults to a two-level hierarchy consisting of the **Inventory Policy** year and a standard period, such as monthly.

***Time Fence***

In PeopleSoft Planning, a user-defined parameter that specifies the business rules to be used in the generation of the plan. PeopleSoft Planning time-fence types include start of time, end of time, planning close date (demand time fence), purchase order fence, leveling fence, action message cutoff, and planning time fence.

***Time Manager***

An individual who supervises Time Reporters

***Time Period***

A period of Time used in Time and Labor rules processing. You can categorize time periods in terms of days, weeks, or months. You establish day, week, or month-type periods for use when you apply rules for compensation, holidays, and so on.

***Time Report***

A payroll time and/or labor distribution time report for an employee for any date within the employee's current period.

***Time Reporter***

Any employee or contractor for who time is reported or generated in PeopleSoft Time and Labor.

***Time Reporter Information***

Values associated with the Time Reporter that are displayed when entering or viewing reported time and facilitate the processes of Time Reporting and Time Management (see Time Reporting)

***Time Reporting***

Any information required by a business unit that can be attributed to an individual employee (worker/contractor) and can be expressed in hours.

***Time Reporting Code***

A hybrid of two PeopleSoft objects: the Payroll Earnings Type and the Human Resources Absence Type. The Time Reporting Code represents the level at which a business actually needs to track employee time to support all of its administrative and compensation needs.

***Time Reporting Code Type***

Categorization of a time reporting code. Valid categories include. units, amounts, hours or a combination of hours and amounts (see Time Reporting)

***Time Reporting Group***

See Group [Time and Labor].

***Time Segment***

For Service, Cash Balance Accounts, and Employee Accounts, employees can accrue benefits differently at different times. The period of time during which employees use a particular rule is that rule's time segment.

***TimeSpans***

Relative periods, such as year-to-date or current period, that can be used in various PeopleSoft General Ledger functions and reports when a "rolling" time frame, rather than a specific date, is required. TimeSpans can also be used with Flexible Formulas in PeopleSoft Projects.

***Tolerance***

In PeopleSoft Projects, a value that is defined at either the project or activity level as either a percentage of a project's funding or an actual amount.

In commitment control, the percentage over budget that you allow, excluding revenues applied to increase budget limits, before the system creates an exception.

***Total Authorized But Unissued***

The combined total number of shares from Shares Available to Issue plus Total Options Outstanding.

***Total Compensation***

In PeopleSoft Workforce Analytics, this is generally the officially recognized compensation provided an employee in the course of their employment with an organization; includes both direct compensation and benefits compensation.

***Total Compensation Management***

The ability to track and report on all types of cash programs, non-cash programs, benefits and deferred compensation for all current workers, ex-workers and individuals associated with ex-workers who receive compensation due to the employment of the ex-worker.

***Total Non-Compensation***

In PeopleSoft Workforce Analytics, generally, this is the often unrecognized compensation an employee receives in the course of their employment with an organization; it includes Learning and Development compensation such as training, and Workplace Environment Compensation such as telecommuting privileges or other prerequisites.

***Total Options Outstanding***

The number of company shares currently held by shareholders as tracked by the transfer agent. Derived by using the number of Prior Outstanding plus Grants, less Exercises and less Cancellations.

***Total Rewards***

In PeopleSoft Workforce Analytics, this is the total rewards provided to an employee by their employment with an organization; it includes their officially recognized total compensation, and less often recognized total non-compensation.

***Tour of Duty***

The scheduled days and hours per day of attendance at a duty station for an employee.

***Tracking Signals***

PeopleSoft Demand Planning, a forecasting tool that detects bias in the forecast and provides an early warning of an unstable forecast. There are six tracking signals associated with each **Forecast Item** that correspond to the six most recent historical periods.

***Trade Payment***

An authorization for a customer deduction in a Promotion application.

***Training Report 2483***

The Training Report 2483 is a French regulatory report used to declare vocational training your company has provided to your employees. It is also known as the Declaration 2483 Report. The purpose of the report is to receive tax deductions from the government based upon the amount of money your company has spent on training.

***Transaction***

A named command with optional named and typed inputs and outputs. The associated external system or the Business Interlink Plug-in understands this command. The types of inputs and outputs are based on a set of generic types.

***Transaction***

A named command with optional named and typed inputs and outputs. The associated external system or the Business Interlink Plug-in understands this command. The types of inputs and outputs are based on a set of generic types.

See also **Inventory Transaction** or, for PeopleSoft Projects, **Resource Transaction**.

**Transaction catalog**

Lists transactions used to interface to the external system.

**Transaction Code**

In PeopleSoft Projects, an additional field on each resource transaction that is used in conjunction with accounting entry templates. Transaction codes enable you to deal with exceptions to your accounting entry templates without having to create additional transaction types. You can set up separate accounting entry templates for resource transactions containing the transaction codes you create. The accounting entry templates for those resource transactions lines can then use the same transaction types, but specify different accounts.

In PeopleSoft Asset Management, transaction codes identify special asset transactions and are used in conjunction with transaction type to create accounting entries.

**Transaction Code**

Identifies what action has taken place against the position.

**Transaction Costing**

See Multidimensional Costing

**Transaction Currency**

In the financial services industry, the original currency in which a company conducts its business activities. When a company has multinational operations, it may use different transaction currencies. These are translated to the base currency for consolidation and reporting of financial results.

**Transaction Date**

The date a transaction actually occurred as opposed to the date the transaction is recognized—the accounting date (although the two dates can be the same).

**Transaction Dated**

Data aggregated over a date range.

**Transaction group**

The package can contain one or more transaction groups. Each transaction group is a set of transactions of the same type, with the same trading partners involved.

**Transaction Loader**

The SQR in PeopleSoft Asset Management that transfers load lines from the Loader tables into the PeopleSoft Asset Management Tables as assets and open transactions.

***Transaction Tables***

In the PeopleSoft Enterprise Warehouse, these are tables that contain dynamic information and are keyed by business units.

***Transaction Type***

The building blocks of accounting entry templates in PeopleSoft Asset Management and Projects. For each transaction type you create you define specific transaction lines. The transaction lines are then transferred into accounting entry templates. In the accounting entry templates each transaction line is assigned a specific general ledger account.

***Transactional System***

A business application for performing the business transactions that keep your company running. Transactional applications, and the databases that support them, are optimized for quick transaction processing. Because they are constantly changing and are not optimized for data retrieval, transactional system databases are not usually the best source of data for analysis.

***Transfer Agent***

An individual or firm who that keeps a record of your shareholders and the number of shares they own. Transfer Agents also issue new share certificates and cancel old certificates. Unlike Brokers, Transfer Agents are not responsible for selling stocks. Instead they are primarily concerned with maintaining records on all stocks which your company has issued.

***Transfer Forecast***

In PeopleSoft Inventory Planning, a Generation process option that transfers the forecast from the target view in Demand Planning forecasts. The process only transfers items from Demand Planning that have been set to update the **Inventory Policy**.

***Transfer Punch***

The start of a work period that specifically denotes a change in task and usually compensation-related characteristics

***Transfer Type***

An interunit transfer setting PeopleSoft Production Planning and Enterprise Planning use to determine where it will obtain item data for transfer tasks. If the type is a supply or demand transfer task, the Planning engine only processes the transfer item for a single location, reducing the time for plan processing. If the transfer type value is both, the Planning engine processes the transfer item using data from both the To and From units.

***Transfer Worksheet***

A work space for transferring an open item from one customer to another.

***Transferable Stock Options***

Options that may be transferred by the optionee, generally only to a family member or to a trust, limited partnership or other entity for the benefit of family members, or to a charity.

***Translate Table***

A system edit table that stores codes and translate values for the miscellaneous fields on the database that do not warrant individual edit tables of their own.

***Translate Table***

A system edit table that stores codes and translate values for the miscellaneous fields on the database that do not warrant individual edit tables of their own. In most cases PeopleSoft maintains the Translate Table.

***Transport Rate***

The Transport is a statutory deduction in France. Each establishment has a rate, and the URSSAF notifies establishments of this rate on a yearly basis. This deduction is used by the region to subsidize transportation, and maintain and build roads.

***Transportation Lead Times***

The transportation lead time is the in-transit interval from the date and time a shipment leaves your warehouse (**Inventory Business Unit**) to the date and time it arrives at your customer's receiving dock. The transportation lead time is used in calculating the scheduled shipment and scheduled arrival dates on the order when you enter either a requested arrival date or a requested shipment date.

***Travel And Relocation Date***

Length of time an employee must remain in the Government after the Government has paid to relocate him/her from one official duty station to another or for initial appointment.

***TRC Program***

A program that runs the level at which an organization actually needs to track employee time to support all of its administrative and compensation needs. TRCs are assigned to TRC Programs, which are ultimately assigned to workgroups. Multiple Workgroups can share these TRC Programs.

***Treasury Interface files***

These are DOS-based files generated by PeopleSoft in accordance with FMS file layouts for transmission of payment data to one of the FMS' Regional Financial Centers.

***Treasury Position Code***

In the financial services industry, this is a lookup code used for off-balance sheet treasury position accounts, such as foreign exchange, derivatives, precious metals, or any other account position that is the result of trading room and treasury operations.



***Treasury Stock***

Shares of a company's stock that have been repurchased or otherwise reacquired by the company and are "held in treasury." Whether the treasury shares count as "issued" or as "outstanding" shares of the company is a matter of state corporate law. Generally, a company may not vote its own shares held in treasury.

***Treasury Stock Method***

The method of calculating primary and fully diluted earnings per share when common stock equivalents such as unexercised stock options exist. Required under generally accepted accounting principles.

***Tree***

The graphical hierarchy in PeopleSoft systems that displays the relationship between all accounting units (for example, corporate divisions, projects, reporting groups, account numbers) and determines roll-up hierarchies.

***Tree Compare Utility***

A PeopleSoft Enterprise Warehouse utility that enables you to compare effective dates for trees. The results page shows nodes that have been added, deleted, or moved from one parent to another. You may also view the detail objects that have changed.

***Tree control***

Tree Control is a hierarchical search tool that you can embed in a panel. Tree Controls give the user a view of hierarchical data structures and enable them to drill down through the hierarchy to a particular row of data.

***Tree Denormalizer***

The Tree Denormalizer Application Engine process converts trees into multi-column data format so they can be used by third-party OLAP or ROLAP tools.

***Trigger***

See Event Trigger.

***Trustee Extract***

A PeopleSoft Pension Administration data extract containing data that a third party needs in order to produce pension checks.

***Turnover Costing***

In PeopleSoft Workforce Analytics, this is a calculation of the cost to the organization of employee turnover, in dollars.

**Turnover Rate**

In PeopleSoft Workforce Analytics, the rate that employee's are leaving the company.

**TUXEDO**

BEA's middleware product used to manage transaction queues, server process initiation, system administration, time-outs, data encryption, compression, logging and other application server processing.

**Two-Tier**

A two-tier architecture refers to the traditional client/server model in which a client workstation connects to and sends SQL directly to the database server.

**Type of Appointment**

Indicates the specific type of appointment, e.g., part-time permanent, full time temporary, etc.

**U****Underlying Security**

The security underlying a stock option that an optionee has the right to buy, or the security underlying a convertible security.

**Underpayment Adjustment Limit**

The maximum amount or percent above which underpayment adjustments are not allowed for a given business unit.

**Underwater Option**

When the current market price is below the option exercise price. When an option is underwater, it would cost more than the underlying stock is worth to exercise the option. Such options are also described as being "out-of-the-money."

**Underwriter**

An investment banking firm that actually buys the shares from the company in a public offering and then resells them (at a slightly higher price) to its customers.

**Unexpected Losses**

In the financial services industry, these occur when the economic capital is exhausted and the insolvency rate is exceeded. Unexpected losses are determined by a targeted insolvency rate (confidence level); for example, a 99.7% confidence level indicates that there is a 0.03% estimated probability that the unexpected losses will exceed economic capital (or shareholder equity).

***Union Code***

Part of a group of defaults assigned to job codes. Union code may be used by human resources to group similar jobs or bargaining units together, dependent on individual company parameters.

***Unit Code***

In the financial services industry, Unit Code is used as an alternate means of measuring the relative size of companies participating in external surveys. A typical measure would be the number of employees in a company. The concept of unit is generic enough that the units can be other measures besides number of employees. For example, in the hospital industry the unit could be the number of hospital beds. Or in the hotel industry the unit could be the number of rooms.

***Unit of Measure (UOM)***

A type of unit used for quantifying in PeopleSoft systems. Depending on the application, units of measure might describe dimensions, weights, volumes, or amounts of locations, containers, or business activities. Examples include inches, pounds, workhours, and standard cost dollars.

***Unit of work***

Each transaction group includes one or more individual units of work. A unit of work is a single transaction that you want to commit or rollback as a whole.

***Unitize Assets***

The process of unitizing a single load line, usually originating from a different application, into multiple assets in PeopleSoft Asset Management.

***Univariate Forecasting Technique***

In Enterprise Planning and Simulation, the Univariate Forecasting Technique is a forecasting method that uses only the recorded history for the value to forecast its future.

***Universal Navigation Header***

Every PeopleSoft portal includes the universal navigation header, intended to appear at the top of every page as long as the user is signed on to the portal. In addition to providing access to the standard navigation buttons (like Home, Favorites, and signoff) the universal navigation header can also display a welcome message for each user.

***Unscheduled Punch***

A punch that is made by a time reporter who was not scheduled (see Time Reporting)

***Unvested Shares***

Unvested stock options are options that have not vested and, therefore, are not exercisable.

**URI**

A URI does not include the query string (the text following a ? on the URL). You can think of it as a subset of the URL that points to the resource, but does not include any parameters being passed to that resource. From the above example, the URI portion of the URL is as follows:

`http://serverx/InternetClient/InternetClientServlet`

**URL**

In this document, the term URL refers to the entire query string. The following is an example of a URL:

`http://serverx/InternetClient/InternetClientServlet?ICType=Script&ICScriptProgramName=W  
EBLIB_BEN_401k.PAGES.FieldFormula.iScript_Home401k`

**URSSAF Code**

The URSSAF is the body responsible for ensuring payment of Social Security contributions by all French employers.

**Useful Life**

The amount of time an asset may be depreciated.

**User Data**

PeopleSoft Demand Planning, data held in user-defined fields. These fields provide for storage of additional data that is not supplied by the standard set of fields in the system. The fields can also become part of the key for the **Forecast Item** at each level within the **Forecast View**.

**User-Defined History**

A summary of customer receivables activity that is defined by the user.

**User-Field Code**

PeopleSoft Demand Planning, a definition of a set of user-defined fields that contain data specific to the installation.

**V****Valuation**

The way a company represents the value of a non-monetary award such as stock.

**Value allocation**

A process in PeopleSoft Workforce Planning, by which you assign an overall monetary value to a competency strategy for your organization, and assign a weight or importance to the roles,

competencies and accomplishments in the strategy. The system then allocates a breakdown of the value to roles, competencies, and accomplishments in the strategy based on their relative weighting or importance.

### ***Value Object***

In the PeopleSoft Enterprise Warehouse, Value Objects are a metadata layer that provides descriptive information about fields and values. Value Objects are used as constants in Data Manager target object definition.

### ***Variable***

Temporary storage for use or defined information used in the creation and application of rules (see Time Administration)

### ***Variable [Global Payroll]***

An element type that defines and stores values such as a character, date, or number. You can use variables to create generic formulas for situations where you use the same values over and over again in a calculation.

### ***Variable Compensation***

In PeopleSoft Workforce Analytics, direct compensation that is not fixed, that is paid out in variable amounts, such as bonuses and commissions.

### ***Variable Plan.***

A plan in which either the number of shares and/or the price at which they will be issued is not known on the grant date.

### ***VAT Account Type***

A code that identifies the different types of accounting entries that must be created for VAT transactions. These codes are also used to categorize transactions in the VAT transaction table. The account type is used in conjunction with the VAT code and VAT transaction type to determine the VAT ChartFields used for a given VAT accounting entry.

### ***VAT Apportionment***

For mixed activity, VAT apportionment is the mechanism that allows you to specify the ratio of taxable activity to exempt activity for individual ChartFields.

### ***VAT Calculation Method***

Options are Net or Gross. When calculating VAT at net, the early payment discount is applied to the goods amount before calculating the VAT. The amount of VAT calculated using this method is the amount that is to be paid, regardless of whether the early payment discount is actually taken at time of payment. When calculating VAT at gross, the VAT is initially calculated based on the gross transaction amount. The early payment discount is not taken

into account at this point. However, in some countries an adjustment is made to the VAT amount at the time of payment, if the early payment discount is taken.

### ***VAT Calculation Type***

Options include Exclusive or Inclusive. If exclusive, the VAT amount is stated separately from the goods amount. If inclusive, the VAT is not stated separately but is included with the goods amount.

### ***VAT Code***

The tax code used to define a percentage the system uses to determine the VAT amount. The VAT code is similar to the sales and use tax code, with a few exceptions. The tax authority tied to the VAT code generally consists of a single authority, and the ChartFields for a VAT code don't reside with the tax authority but are determined by the combination of the VAT code, VAT account type, and VAT transaction type.

### ***VAT Declaration Point***

When VAT transaction information is declarable for reporting purposes. Options include Invoice or Payment. If you choose invoice, the system will recognize VAT at invoice time; if you choose payment, the system will recognize VAT at the time of payment.

### ***VAT Entity***

The level or entity within an organization at which VAT reporting is performed. VAT entities can be registered for VAT in multiple countries, but only one country can be designated as the VAT entity's home country. VAT and Intrastat reporting information and VAT default information are defined for each country in which the VAT entity is registered. You may also specify any VAT exceptions—either exoneration or suspension from paying VAT—for any country in which the entity is registered.

### ***VAT Exempt Supply or Purchase***

A transaction where the product or item is non-taxable or exempt from VAT. No VAT code is associated with the transaction. Although no tax is applied to the transaction, the transaction is still logged in the VAT transaction table.

### ***VAT Exonerated***

A transaction where the purchaser has been determined as not subject to VAT. For these cases, there may be an exoneration certificate number tied to the purchasing entity (either the customer or the VAT entity) as proof of exoneration. A zero-rated VAT code should be associated with transactions where exoneration applies. The transaction is still logged in the VAT transaction table, but no tax is applied.

### ***VAT Rebate Percent***

Within Canada, for Public Service Bodies, the percentage of VAT that is not normally recoverable but which may be refunded in the form of a tax rebate.

**VAT Recoverability Percent**

The percent of VAT that's recoverable.

**VAT Registration Countries**

Country codes associated with a VAT registration number for a particular customer or VAT entity.

**VAT Transaction Table**

Stores detailed transaction information for VAT reporting. It is the primary source of information for all VAT reports. Each application is responsible for writing to this table and also to a cross-reference table used to link entries in the VAT transaction table with entries within each application.

**VAT Transaction Type**

Used to categorize VAT transactions according to particular VAT accounting and reporting requirements. The VAT code and the VAT transaction type are used in conjunction with the VAT account type to obtain the ChartFields for accounting entries.

**VAT Treatment**

A description of how the transaction must be treated for VAT purposes. This is used to determine how VAT defaults are applied, what accounting entries are required, and how and if the transaction is reported on the VAT return.

**VAT Use ID**

A code used to identify the type of activity in which a purchased good or service will be used, and therefore to determine a recoverability percent and a rebate percent (when applicable) that will be applied to a transaction line. Activities are categorized as taxable, exempt, or mixed. Where activity is mixed, you may associate either the ratio of taxable activity to exempt activity directly with the Use ID, or you may indicate that this ratio is determined at the ChartField level.

**VdkVgwKey**

A key within a Verity BIF file for every document to be indexed. VdkVgwKey values must be unique across all collections that will be searched in any one application.

**Vendor Draft**

A draft issued by a vendor. PeopleSoft Receivables generates vendor drafts, provides a flexible worksheet environment for approval management, and enables discounted or standard submission for bank processing. PeopleSoft Payables receives vendor drafts and associates the appropriate vouchers.

**Verity**

The third-party search engine integrated with the PeopleSoft Portal.

**Verity Fields**

Verity fields are stored in the collection for retrieval and searching, and can be returned on a results list. Fields are defined in the BIF file and stored in the collection for retrieval and searching, and can be returned on a results list. Fields, like date and numeric fields can be used with the comparison operators (<,<=,>,>=).

**Verity Thesaurus**

The custom thesaurus consists of lists of synonyms defined in a synonym control file and can be used for synonym searching. After defining synonym lists in the control file, you use the `mksyd` utility to create a custom thesaurus (a control file which has the `.syd` extension) that the search engine uses.

**Verity Topics**

Verity applications can provide end users with predefined search criteria called *topics*. A topic is a named object that represents a concept, or subject area and can be used for synonym searching. It consists of words and phrases grouped together using the Verity query language in a tree-like structure. When provided, topics can be shared by all users.

**Verity Zones**

Zones are specific regions of a document to which searches can be limited. When the zone filter is used, the Verity engine builds zone information into the collection's full-word index. The index, enhanced with zone information, permits quick and efficient searches over zones. Searching a zone is faster than field searching. Zones are defined in the DAT file. The contents of a zone cannot be returned in the results list of an application.

**Version**

There can be up to five budget versions for each Budget Center level in a Budgeting Model. Budget versions are used to perform what-if analysis and comparisons of budget amounts before the user selects one version to submit as the Budget Center's budget plan. PeopleSoft Budgeting-specific.

**Vest Deferral Grace Period**

The specified period of time within which an optionee must return from leave to avoid having the vesting deferred. Only applicable if the Stock Action is LOA. Suspend Vesting must be selected for this rule to be applicable.

**Vest Deferral Grace Period Service Rule**

If the company provides a vest deferral grace period, they may stipulate that only certain individuals are eligible for the grace period based on service with the company. Only applicable if the Stock Action is LOA. Suspend Vesting must be selected for this rule to be applicable.



***Vest Immediately***

A stock option plan may provide that upon specific types of terminations, or upon a case by case scenario, all unvested shares held by an individual can be made immediately vested as of a specific date. Some companies' plans provide that under certain circumstances, such as retirement, the vesting of option shares accelerates upon termination of employment. When this occurs, you must modify the vesting schedule before you terminate the individual.

***Vested Shares***

Option shares that are free of any ownership restriction. Generally, vested exercised shares are fully owned by the optionee, free from restrictions and freely tradable.

***Vested Termination***

The termination of an employee who has a vested benefit. The benefit is deferred until the participant reaches retirement age. The employee is considered "Terminated Vested," "Term Vested," or simply "TV."

***Vesting***

The method by which a granted option becomes free of all restrictions and the Optionee has full rights to the shares.

***Vesting Schedule (Template)***

A convenient way to set up the framework for a vesting schedule that can be uniformly applied to individual options. When you grant stock options, you define a vesting schedule to determine the default-vesting schedule for the option.

***Vesting Service***

The service used to determine an employee's vesting percentage. Rules for accruing vesting service may be different from rules for accruing other plan service credits.

***VEETS-100 Federal Contractor Report***

This report is required of employers in the United States. It lists federal job classifications, and the number of employees and new hires in the last 12 months who are special disabled military veterans or Vietnam era military veterans. It also provides totals for each job classification of both veterans and non-veterans who hold these jobs.

***View***

PeopleSoft Demand Planning, a multilevel forecast structure. Each view is associated with a unique view ID and includes information that defines the view and structure type. The three types of views are working, disbursement, and dynamic.

For PeopleSoft Budgeting see Budget View.

**Virtual Tasks**

In Time and Labor, Virtual task data is associated with a taskgroup profile that defines common characteristics for a given Taskgroup and Task Profile ID. A single row of data is linked to multiple Earnings records for multiple employees. By minimizing the physical storage of daily task data we provide enhanced performance without limiting its functionality.

**Vision**

In PeopleSoft Balanced Scorecard, the overall mission of an organization. Usually the highest level on a strategy tree. Vision is optional; you aren't required to have a vision component on each strategy tree.

See also Strategy Tree

**Volume**

Total share volume traded in a stock during market hours.

**W****WA (Workforce Analytics)**

See PeopleSoft Workforce Analytics

**Waiver Of An OPM Qualification Standard**

Involves setting aside requirements in a published standard to place an employee in a particular position, usually to avoid some kind of hardship to the employee, such as in cases of RIF or administrative error on part of the agency. Extra training and/or skills development may be needed to help the employee adjust to the new position. Waivers are granted by OPM or an agency, as appropriate, on a case-by-case basis, and do not directly affect other positions in the organization.

**Warehouses**

A warehouse reporting and analysis solution that supports the specific PeopleSoft business application that warehouse is using. It consists of predefined ETL maps, data warehouse tools, and Data Mart definitions. The warehouses we deliver are: PeopleSoft Financials Warehouse, PeopleSoft HRMS Warehouse, PeopleSoft CRM Warehouse, and PeopleSoft Supply Chain Warehouse.

**Warning Exception**

A transaction that exceeds the available funds but is allowed to continue to be posted against the budget. Warnings are informational only.

**Warrant**

A type of security, usually issued together with a bond or preferred stock, that entitles the holder to buy a proportionate amount of common stock at a specified price, usually higher than the market price at the time of issuance, for a period of years or to perpetuity. A warrant is usually issued as a sweetener, to enhance the marketability of the accompanying fixed income securities. Warrants are freely transferable and are traded on the major exchanges.

**WCB**

In Canadian provinces the Worker's Compensation Board (WCB) operates as an independent board, and thus would have different requirements in each province. For example, in British Columbia the organization is called the Worker's Compensation Board of British Columbia and in the Province of Quebec, the board is known as Commission de la Santé et de la Sécurité du Travail (CSST).

**Weight**

In PeopleSoft Planning, a user-defined value for the constraints that can be violated, determining how the schedules score will be calculated. Violations that are more critical to your schedule merit a higher weight.

**Weight and Volume Pricing**

You can price shipments by weight or volume to create price prices. Weight and Volume pricing requires using estimated shipments.

**Weighted Average Cost of Funds**

The projected principle payments for an instrument are used to derive a series of matched maturity funding rates, which in turn are used to calculate the overall base PeopleSoft Funds Transfer Pricing (FTP) rate. The Weighted Average Cost of Funds (WACF) method calculates a weighted average FTP rate where each of the funding rates is weighted by the principle payment amount and the term to maturity of the payment.

**WFA (Workforce Analytics)**

See PeopleSoft Workforce Analytics

**WGI Due Date**

Identifies the date of an employee's next within grade increase. Current policy is that the step increase is implemented on this date automatically unless prevented by the processing of an unsatisfactory performance appraisal.

**WGI Non-Creditable Days**

Total number of days that cause the WGI due date to be adjusted forward.

***Whole Calendar Month***

An instruction telling the system to use every day in each month for this time period. The system fills in the last day of the period according to the information you have entered.

***Wildcard***

You can replace the right-hand characters in a search field with a percent (%) wild card to query a range of values beginning with the remaining, left-hand characters. For example, by entering '2%' in a six-character field, you will receive a range of available values, such as 200000 through 299999 or 2aaaaa through 2zzzzz.

***Window Period***

The ten-day period, from the third to twelfth day after public release of a company's financial statement, when insiders may exercise their stock-appreciation rights without violating Securities and Exchange Commission rules for short-term trading.

***Windows Client***

Traditional PeopleSoft 32-bit client. Windows clients connect to the application server domain (Tuxedo) using a port number (or connection string) specified in PeopleSoft Configuration Manager.

***WIP Replenishment Method***

Designates how the PeopleSoft Flow Production request is communicated. For a replenishment method of Inventory, the Workflow, Pull Ticket, and Pull List replenishment methods are available. With feeder line replenishment, you can only use Pull Tickets.

***WIP Replenishment Mode***

Determines how PeopleSoft Flow Production is triggered to generate a replenishment request for an item. Replenishment options include Backflush, Manual, and Kanban Card.

***WIP Replenishment Source***

Determines where you send your PeopleSoft Flow Production replenishment request and what source supplies your WIP location. Options include Feeder, Inventory, and Vendor.

***Withdrawal***

An election not to continue participation in a stock purchase plan.

***Withdrawal of Contributions***

In a pension plan, the act of returning pension contributions, with interest, to an employee who is terminating. An employee who withdraws contributions typically forfeits all service associated with those contributions. If the employee is later rehired, repayment of contributions and interest typically reinstates the forfeited service.

***Withholding***

A deduction taken by employers out of taxable income of an individual. Typical withholding taxes include federal income taxes, federal social security, Medicare taxes, and state and local income taxes.

***Within Grade Increase (WGI)***

A longevity-based increase in salary based on predetermined time in grade requirements and acceptable performance.

***Work Council (Comité d'Enterprise)***

In France it is mandatory for companies with more than 50 employees to elect a Work Council to represent the employees in negotiations with management.

***Work Effort***

See Activity Type.

***Worker***

In PeopleSoft Workforce Analytics, workers are defined as anyone who performs functions for the organization, and receives compensation from the organization's operating expense funds in return. Workers can be direct employees or independent contractors. This includes individuals contracting business directly from the company or through an agency.

***Work Group***

In PeopleSoft Enterprise Performance Management, the work group is a grouping of employees that share a similar activity profile.

***Work Period***

A Days On/Days Off template; the smallest unit of time that a business uses to communicate with their employees regarding when to be and/or not to be at work (that is, time working and time not working). The work period can be any number of hours. Until clock hour reporting is implemented, the application does not care about the number of hours. The initial Time and Labor product will apply the work period to a calendar day.

***Work Queue***

In PeopleSoft Demand Planning and Inventory Planning, a feature for reviewing and working with exceptions created during the processing of forecasting and inventory data.

***Work Schedule***

A template consisting of a sequence of work periods (days) on and off, and the number of scheduled hours per work period. Work Schedules and Work Periods should not be confused with calendar days.

**Worksheet**

A way of presenting data to the user through a BAM interface that enables users to do in-depth analysis using pivoting tables, charts, notes, and history information.

**Work Templates**

Work templates describe your employee's work patterns. Work templates could apply to individuals or entire organizations. For instance, 9 AM to 5 PM, Monday through Friday is a fairly standard working week in organizations.

**Workday**

A 24-hour period rounded by daybreaker with one or more associated shifts (see Scheduling)

**Workday Override**

A function that allows a Time Manager to override a Time Reporter's schedule for a single workday. For example, Jane's long-term schedule assignment is Monday – Friday, 8.00 to 17.00. Due to an increase in production demand, her manager needs to schedule her to work 7.00 to 18.00 on Thursday, 16 March 2000. Her manager needs to be able to make this change to her schedule in the PeopleSoft Time and Labor system, so when Jane checks her schedule for this week, she'll see the revised schedule.

**Worker**

Workers can be defined as anyone who performs functions for the organization and receives compensation from the organization's operating expense funds in return. Workers can be direct employees or independent contractors (includes individuals contracting business directly from the company or through an agency).

**Workers Compensation**

The days an employee is on LWOP due to sustaining an injury or illness while on the job.

**Workflow**

The background process that creates a list of administrative actions based on your selection criteria and specifies the procedure associated with each action.

**Workflow**

The background process that creates a list of administrative actions based on your selection criteria and specifies the procedure associated with each action.

**Workforce Monthly Report (Déclaration Mensuelle Obligatoire des Mouvements de Main D'oeuvre)**

In France, companies that employ 50 or more employees are required to submit the Workforce Monthly Report to the Administrative Division of the Ministry of Work and Social Relations. The report contains workforce information for a given establishment of a company, including

the total number of employees and details of employees who have joined or left the establishment during the month.

***Workgroup***

A user-defined group of employees who share identical compensation rules. A workgroup may be equivalent to all the employees in a business enterprise, all employees in a Paygroup, all employees belonging to the same Union or Union Local, or all employees who work at a specific work location.

***Worklist***

The automated "to do" list that Workflow creates. From the Worklist you can directly access the panels you need to perform the next action, and then return to the Worklist for another item.

***Worklist***

The automated "to do" list which Workflow creates. From the worklist you can directly access the pages you need to perform the next action, and then return to the worklist for another item.

***Works Councils (Betriebsrat)***

In Germany, the works councils for your company are internal committees elected by the employees that represent the interests of salaried and hourly paid employees, other than management. Every work location in your company has its works council (this would be the local works council) and the company as a whole has a central works council.

***Work-Study Program***

Government or non-government programs supervised work experience related to a student's course of study and are a part of, or a supplement to, education. Federal student-trainee programs are examples of such programs.

**X**

**Y**

***Yearly Maximum Pensionable Earnings (YMPE)***

Amount set by the government upon which Canadian Pension Plan (CPP) contributions are made.

**Z*****Zero-Based Budgeting***

A budgeting option that builds a budget from the ground up starting with zero values. This is in contrast to an incremental budget that is based upon using prior year actual or budget values as starting point. PeopleSoft Budgeting-specific.

***Zero-Rated VAT***

A VAT transaction with a VAT code that has a tax percent of zero. Used to track taxable VAT activity where no actual VAT amount is charged.

***Zip Code***

The term for postal codes in the United States.



# Index

## A

- access controls 5-2
- aggregation 4-14
- attribute names 3-20
  - designing 3-20
- attribute queries 2-7
- attributes 3-1

## B

- bind variables 4-18
  - example 4-20
- bookmarks 3-2

## C

- cells 1-3
- components of a cube 3-1
- consolidation in OLAP cubes 1-6
- cube
  - building 4-1, 4-14
  - components 3-1
  - designing 3-1
- cube definitions 3-15
  - designing 3-15
- cube input field 3-19
- cube inputs 3-18
- cube instance definitions 3-2, 4-1
  - filter 4-4
- multiple dimension cubes 1-4

## D

- data source queries 2-10
- dimension input field page 3-13
- dimension queries 2-3
- dimensions 1-3, 3-1
  - designing 3-4
  - options 3-9

## E

- Essbase 1-11

## F

- filter
  - cube criteria 4-4
- filter, data 3-2

## G

- generations *See* levels
- generic star schema 4-13. *See also* platform options

## H

- hierarchies in cubes 1-5
- HOLAP, definition of 1-2
- hybrid OLAP 1-2

## J

- join 4-18. *See also* bind variables

## L

- level attributes 3-1
- level-attribute queries 1-8
- levels 2-2
- long description 2-10

## M

- MDC files 4-10
- MDL files 4-10
- measures 1-3
- members 1-3
- metadata 1-8
  - in OLAP cubes 1-8
- MOLAP, definition of 1-1

## O

- OLAP cubes 1-3
  - building (overview) 1-11
  - cells 1-3
  - consolidation 1-6

- designing (overview) 1-11
- dimensions 1-3
- hierarchy 1-5
- measures 1-3
- members 1-3
- metadata 1-8
- metadata, designing 2-1
- rollups 1-4
- OLAP tools 1-9
  - Essbase 1-11
  - PowerPlay 1-9
- online transaction processing 1-1

## P

- PeopleBooks
  - printed, ordering ii
- PeopleSoft metadata 1-8
- permission lists 5-1
- platform options 4-6
- PowerPlay 1-9
  - and query attributes 2-10
  - cube instance definitions 4-12
  - installing 6-1
  - MDC files 4-10
  - MDL files 4-10
- PowerPlay attributes
  - long description 2-10
  - short label 2-10
- Process Scheduler 4-22
  - and Cube Manager 1-8
  - setting up process definitions 4-22
  - setting up requests 4-23

## Q

- queries

- and OLAP cube metadata 1-8
  - attribute 2-7
  - attribute definition 2-3
  - data source 2-10
  - data source definition 2-3
  - dimension 2-3
  - essbase attributes 2-9
  - general attributes 2-8
  - level attribute 1-8
  - narrow definition 2-3
  - PowerPlay attributes 2-10
  - using as OLAP cube metadata 2-2
  - wide definition 2-6

## R

- ROLAP, definition of 1-2
- rollup inputs 3-10
- rollup options 3-10
- rollups 1-4
- run control ID 3-2

## S

- securing cube components 5-1
- security 5-1
- short label 2-10
- snowflake schemas 1-2
- sparsity settings 3-2
- star schemas 1-2

## T

- trees
  - and OLAP cube metadata 1-8
  - using as OLAP cube metadata 2-1