

Oracle® Retail Merchandising
Data Conversion Operations Guide
Release 13.0.2

January 2009

Copyright © 2009, Oracle. All rights reserved.

Primary Author: Susan McKibbin

The Programs (which include both the software and documentation) contain proprietary information; they are provided under a license agreement containing restrictions on use and disclosure and are also protected by copyright, patent, and other intellectual and industrial property laws. Reverse engineering, disassembly, or decompilation of the Programs, except to the extent required to obtain interoperability with other independently created software or as specified by law, is prohibited.

The information contained in this document is subject to change without notice. If you find any problems in the documentation, please report them to us in writing. This document is not warranted to be error-free. Except as may be expressly permitted in your license agreement for these Programs, no part of these Programs may be reproduced or transmitted in any form or by any means, electronic or mechanical, for any purpose.

If the Programs are delivered to the United States Government or anyone licensing or using the Programs on behalf of the United States Government, the following notice is applicable:

U.S. GOVERNMENT RIGHTS Programs, software, databases, and related documentation and technical data delivered to U.S. Government customers are "commercial computer software" or "commercial technical data" pursuant to the applicable Federal Acquisition Regulation and agency-specific supplemental regulations. As such, use, duplication, disclosure, modification, and adaptation of the Programs, including documentation and technical data, shall be subject to the licensing restrictions set forth in the applicable Oracle license agreement, and, to the extent applicable, the additional rights set forth in FAR 52.227-19, Commercial Computer Software—Restricted Rights (June 1987). Oracle Corporation, 500 Oracle Parkway, Redwood City, CA 94065

The Programs are not intended for use in any nuclear, aviation, mass transit, medical, or other inherently dangerous applications. It shall be the licensee's responsibility to take all appropriate fail-safe, backup, redundancy and other measures to ensure the safe use of such applications if the Programs are used for such purposes, and we disclaim liability for any damages caused by such use of the Programs.

Oracle, JD Edwards, PeopleSoft, and Siebel are registered trademarks of Oracle Corporation and/or its affiliates. Other names may be trademarks of their respective owners.

The Programs may provide links to Web sites and access to content, products, and services from third parties. Oracle is not responsible for the availability of, or any content provided on, third-party Web sites. You bear all risks associated with the use of such content. If you choose to purchase any products or services from a third party, the relationship is directly between you and the third party. Oracle is not responsible for: (a) the quality of third-party products or services; or (b) fulfilling any of the terms of the agreement with the third party, including delivery of products or services and warranty obligations related to purchased products or services. Oracle is not responsible for any loss or damage of any sort that you may incur from dealing with any third party.

Value-Added Reseller (VAR) Language

Oracle Retail VAR Applications

The following restrictions and provisions only apply to the programs referred to in this section and licensed to you. You acknowledge that the programs may contain third party software (VAR applications) licensed to Oracle. Depending upon your product and its version number, the VAR applications may include:

(i) the software component known as **ACUMATE** developed and licensed by Lucent Technologies Inc. of Murray Hill, New Jersey, to Oracle and imbedded in the Oracle Retail Predictive Application Server – Enterprise Engine, Oracle Retail Category Management, Oracle Retail Item Planning, Oracle Retail Merchandise Financial Planning, Oracle Retail Advanced Inventory Planning, Oracle Retail Demand Forecasting, Oracle Retail Regular Price Optimization, Oracle Retail Size Profile Optimization, Oracle Retail Replenishment Optimization applications.

(ii) the **MicroStrategy** Components developed and licensed by MicroStrategy Services Corporation (MicroStrategy) of McLean, Virginia to Oracle and imbedded in the MicroStrategy for Oracle Retail Data Warehouse and MicroStrategy for Oracle Retail Planning & Optimization applications.

(iii) the **SeeBeyond** component developed and licensed by Sun Microsystems, Inc. (Sun) of Santa Clara, California, to Oracle and imbedded in the Oracle Retail Integration Bus application.

(iv) the **Wavelink** component developed and licensed by Wavelink Corporation (Wavelink) of Kirkland, Washington, to Oracle and imbedded in Oracle Retail Mobile Store Inventory Management.

(v) the software component known as **Crystal Enterprise Professional and/or Crystal Reports Professional** licensed by SAP and imbedded in Oracle Retail Store Inventory Management.

(vi) the software component known as **Access Via**TM licensed by Access Via of Seattle, Washington, and imbedded in Oracle Retail Signs and Oracle Retail Labels and Tags.

(vii) the software component known as **Adobe Flex**TM licensed by Adobe Systems Incorporated of San Jose, California, and imbedded in Oracle Retail Promotion Planning & Optimization application.

(viii) the software component known as **Style Report**TM developed and licensed by InetSoft Technology Corp. of Piscataway, New Jersey, to Oracle and imbedded in the Oracle Retail Value Chain Collaboration application.

(ix) the software component known as **DataBeacon**TM developed and licensed by Cognos Incorporated of Ottawa, Ontario, Canada, to Oracle and imbedded in the Oracle Retail Value Chain Collaboration application.

You acknowledge and confirm that Oracle grants you use of only the object code of the VAR Applications. Oracle will not deliver source code to the VAR Applications to you. Notwithstanding any other term or condition of the agreement and this ordering document, you shall not cause or permit alteration of any VAR Applications. For purposes of this section, “alteration” refers to all alterations, translations, upgrades, enhancements, customizations or modifications of all or any portion of the VAR Applications including all reconfigurations, reassembly or reverse assembly, re-engineering or reverse engineering and recompilations or reverse compilations of the VAR Applications or any derivatives of the VAR Applications. You acknowledge that it shall be a breach of the agreement to utilize the relationship, and/or confidential information of the VAR Applications for purposes of competitive discovery.

The VAR Applications contain trade secrets of Oracle and Oracle’s licensors and Customer shall not attempt, cause, or permit the alteration, decompilation, reverse engineering, disassembly or other reduction of the VAR Applications to a human perceivable form. Oracle reserves the right to replace, with functional equivalent software, any of the VAR Applications in future releases of the applicable program.

Contents

Preface	xi
Audience	xi
Related Documents.....	xi
Customer Support.....	xi
Review Patch Documentation.....	xii
Oracle Retail Documentation on the Oracle Technology Network.....	xii
Conventions.....	xii
1 Data Conversion Overview	1
Data Conversion Process	1
Data Conversion Approach.....	1
Prerequisites and Assumptions	2
How to Use This Guide.....	2
2 Master Script (DC_LOAD_MAIN.KSH)	5
Configuration File Definition (DC_LOAD.CFG).....	5
Directories.....	6
Variables.....	7
Sequence File Definition.....	7
Library File Description (DC_LOAD.LIB).....	8
Master Script Technical Flow	9
Running KSH Scripts.....	10
Preparation	10
Running a Script.....	10
3 Core.....	11
Data Flow	12
Prerequisites	12
File Format and External Oracle Tables.....	13
File Format.....	13
External Oracle Table Definition	13
Customer—DC_CUSTOMER Table	14
Terms	15
DC_TERMS_HEAD Table	15
DC_TERMS_DETAIL Table	16
Freight.....	18
DC_FREIGHT_TYPE Table	18
DC_FREIGHT_TERMS Table.....	18
DC_FREIGHT_SIZE Table.....	19
VAT.....	20
DC_VAT_CODES Table.....	20
DC_VAT_CODE_RATES Table	21
DC_VAT_REGION Table	21

UDA.....	22
DC_UDA Table	22
DC_UDA_VALUES Table	23
Ticket Type.....	24
DC_TICKET_TYPE_HEAD Table	24
DC_TICKET_TYPE_DETAIL Table.....	25
Diff IDs—DC_DIFF_IDS Table	26
TSF Entities—DC_TSF_ENTITY Table.....	27
Set of Books—DC_FIF_GL_SETUP Table.....	27
Organization Unit—DC_ORG_UNIT Table.....	29
DC_LOAD_CORE.KSH Segment Wrapper / Load Script.....	30
Post-Loading Requirements	34
4 Merchandise Hierarchy	35
Data Flow	36
Prerequisites	36
File Format and External Oracle Tables.....	37
File Format.....	37
External Oracle Table Definition	37
Department—DC_DEPS Table.....	38
Merchandise Hierarchy Defaults—DC_MERCH_DEFAULTS Table.....	46
Class—DC_CLASS Table.....	48
Subclass—DC_SUBCLASS Table.....	49
VAT Departments—DC_VAT_DEPS Table	50
UDA Item Defaults—DC_UDA_ITEM_DEFAULTS Table.....	51
DC_LOAD_MERCH.KSH Segment Wrapper / Load Script.....	52
Post-Loading Requirements	56
5 Organizational Hierarchy	57
Prerequisites	57
Warehouse	58
Data Flow	58
File Format and External Oracle Tables.....	59
DC_WH_ADDR Table	60
DC_PWH Table.....	62
DC_VWH Table	67
DC_TRANSIT_TIMES Table	71
DC_LOAD_WH_ORG.KSH Segment Wrapper / Load Script.....	73
Store	77
Data Flow	77
File Format and External Oracle Tables.....	78
DC_REGION Table.....	78
DC_DISTRICT Table	79
DC_STORE_ADDR Table.....	80

DC_STORE_ADD Table.....	81
DC_STORE_DEPT_AREA Table	87
DC_WF_CUSTOMER Table	88
DC_WF_CUSTOMER_GROUP Table.....	89
DC_LOAD_STORE_ORG.KSH Segment Wrapper / Load Script	90
Post-Loading Requirements	92
6 Suppliers.....	93
Data Flow	93
Prerequisites	94
File Format and External Oracle Tables.....	94
File Format.....	94
External Oracle Table Definition	94
Suppliers—DC_SUPS Table	95
Supplier Address—DC_SUP_ADDR Table.....	103
Supplier Import Attributes—DC_SUP_IMPORT_ATTR Table.....	105
DC_LOAD_SUPPLIER.KSH Segment Wrapper / Load Script	108
LOAD_SUPPLIER.....	108
LOAD_SUP_ADDR.....	109
LOAD_SUP_IMPORT_ATTR.....	109
Post-Loading Requirements	109
Partner	110
Data Flow	110
File Format and External Oracle Tables.....	110
DC_PARTNER Table.....	111
DC_LOAD_PARTNER.KSH Segment Wrapper / Load Script.....	113
7 Items.....	115
Prerequisites	115
Fashion Items.....	116
Data Flow	116
File Format and External Oracle Tables.....	117
DC_STYLE Table.....	118
DC_FASHION_SKU Table	122
DC_FASHION_XREF Table	125
DC_LOAD_FASHION_ITEM.KSH Segment Wrapper / Load Script	127
Hardline Items.....	131
Data Flow	131
File Format and External Oracle Tables.....	131
DC_HARDLINES Table.....	132
DC_HARDLINES_XREF Table	135
DC_LOAD_HARDLINE_ITEM.KSH Segment Wrapper / Load Script	137
Grocery Items	140
Data Flow	140

File Format and External Oracle Tables.....	140
DC_PRODUCT_LINE Table.....	141
DC_PRODUCT Table.....	145
DC_GROCERY_VARIANT Table.....	150
DC_LOAD_GROCERY_ITEMS.KSH Segment Wrapper / Load Script.....	152
Pack Items.....	156
Data Flow.....	156
File Format and External Oracle Tables.....	157
DC_ORDERABLE_PACK Table.....	158
DC_SELLABLE_PACK Table.....	163
DC_PACK_COMPONENT Table.....	166
DC_PACK_XREF Table.....	167
DC_LOAD_PACKS.KSH Segment Wrapper / Load Script.....	169
Item Supplier.....	175
Data Flow.....	176
Prerequisites.....	176
File Format and External Oracle Tables.....	177
DC_ITEM_SUPPLIER Table.....	178
DC_ITEM_SUPP_COUNTRY Table.....	180
DC_PRICE_HIST Table.....	184
DC_ITEM_SUPP_COUNTRY_DIM Table.....	185
DC_LOAD_ITEM_SUPPLIER.KSH Segment Wrapper / Load Script.....	189
Post-Loading Requirements.....	193
Item Location.....	194
Data Flow.....	194
Prerequisites.....	195
File Format and External Oracle Tables.....	195
DC_ITEM_LOC Table.....	196
DC_LOAD_ITEM_LOCATION.KSH Segment Wrapper / Load Script.....	201
Others.....	207
Data Flow.....	207
Prerequisites.....	208
File Format and External Oracle Tables.....	208
DC_UDA_ITEM_LOV Table.....	209
DC_UDA_ITEM_DATE Table.....	210
DC_UDA_ITEM_FF Table.....	211
DC_VAT_ITEM Table.....	212
DC_ITEM_SEASONS Table.....	213
DC_ITEM_TICKET Table.....	214
DC_LOAD_ITEM_OTHER.KSH Segment Wrapper / Load Script.....	215

8 Multiple Sets of Books (MSOB)	219
Prerequisites	219
Partner – Organization Unit	219
Data Flow	219
File Format and External Oracle Tables.....	219
DC_PARTNER_ORG_UNIT Table.....	221
DC_LOAD_PARTNER_ORG_UNIT.KSH Segment Wrapper / Load Script.....	221
Transfer Entity – Organization Unit – Set of Books	222
Data Flow	222
File Format and External Oracle Tables.....	222
DC_TSF_ENTITY_ORG_UNIT_SOB Table.....	223
DC_LOAD_LOAD_MSOB_INFO.KSH Segment Wrapper / Load Script.....	223
9 Optional Data	225
Core Tables	225
Merchandise Hierarchy Tables	225
Organizational Hierarchy Tables.....	225
Supplier Tables.....	226
Items Tables	226
A Appendix: Seed Data Installation	227

Preface

This guide is a reference for the data conversion operations required to migrate from legacy retail management systems to the Oracle Retail Merchandising software.

This guide describes the data conversion operations that begin with flat files produced from the databases of legacy applications. It details the content and format of each flat file required to perform the data conversion, as well as the tables created and populated by the conversion scripts.

Audience

This guide is for the members of the implementation team who plan and execute the migration of data at the retailer's site. The team includes the retailer's systems management, database management, systems analysis, and operations personnel. It also includes Oracle Retail and consultant support staff who assist in the implementation.

Related Documents

For more information, see the following documents in the Oracle Retail Merchandising Release 13.0.2 documentation set:

- Oracle Retail Merchandising Batch Schedule

These documents provide additional information to implement and operate the Merchandising applications:

- Oracle Retail Merchandising System (RMS) documentation
- Oracle Retail Price Management (RPM) documentation
- Oracle Retail Security Manager (RSM) documentation

The following supplemental documentation is available on Metalink:

- Oracle Retail Merchandising Data Conversion Planning Guide (Note 559555.1)
This document provides a planning and project management approach for Merchandising data conversion from legacy systems. It describes conversion methods and tools, as well as overviews of key functional areas.

Customer Support

To contact Oracle Customer Support, access My Oracle Support at the following URL:
<https://metalink.oracle.com>

When contacting Customer Support, please provide the following:

- Product version and program/module name
- Functional and technical description of the problem (include business impact)
- Detailed step-by-step instructions to re-create
- Exact error message received
- Screen shots of each step you take

Review Patch Documentation

If you are installing the application for the first time, you install either a base release (for example, 13.0) or a later patch release (for example, 13.0.2). If you are installing a software version other than the base release, be sure to read the documentation for each patch release (since the base release) before you begin installation. Patch documentation can contain critical information related to the base release and code changes that have been made since the base release.

Oracle Retail Documentation on the Oracle Technology Network

In addition to being packaged with each product release (on the base or patch level), all Oracle Retail documentation is available on the following Web site (with the exception of the Data Model which is only available with the release packaged code):

http://www.oracle.com/technology/documentation/oracle_retail.html

Documentation should be available on this Web site within a month after a product release. Note that documentation is always available with the packaged code on the release date.

Conventions

Navigate: This is a navigate statement. It tells you how to get to the start of the procedure and ends with a screen shot of the starting point and the statement “the Window Name window opens.”

Note: This is a note. It is used to call out information that is important, but not necessarily part of the procedure.

This is a code sample
It is used to display examples of code

A hyperlink appears like this.

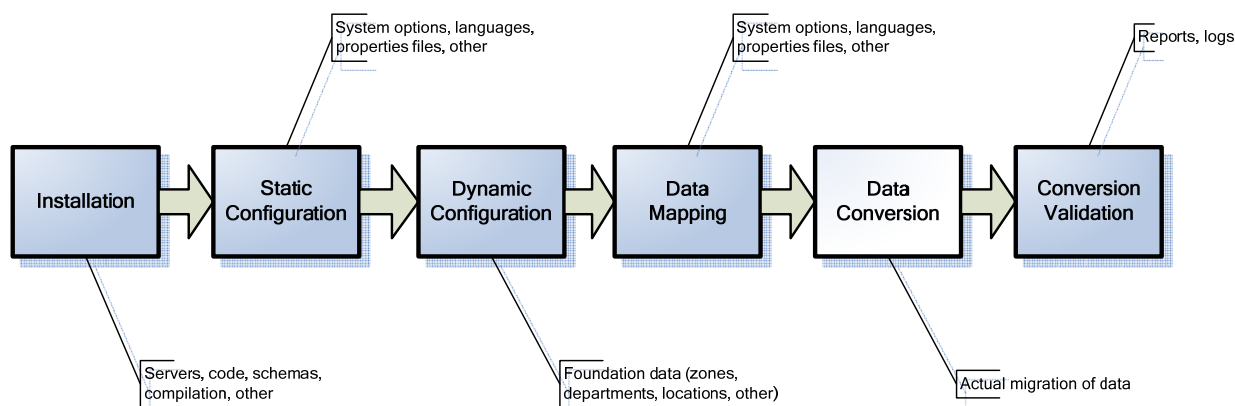
Data Conversion Overview

This chapter is a brief introduction to the overall process to convert legacy data to the tables required by the Oracle Retail Merchandising applications. You perform the conversion using a data conversion toolset designed specifically for this purpose.

This chapter describes the components of the data conversion toolset and the sequence of data conversion. It also notes some basic assumptions and prerequisites for performing the data conversion.

Data Conversion Process

The conversion processing performed with the data conversion toolset is one part of the total scope of the migration from legacy systems to the Merchandising applications.



Before actual data conversion can begin, the implementation team must complete analysis, mapping, preparation, and extraction of the legacy data into the flat files required for conversion. The Oracle Retail implementation team members perform this work with the retailer's systems management, database management, systems analysis, and operations staff.

The data conversion toolset assumes clean data that conforms to the data structures detailed in this guide.

Data Conversion Approach

The overall approach of this data conversion toolset is to use one data loading script for each table or functional area, based on input files provided by the legacy system. These scripts are executed in sequence through a master wrapper script (UNIX shell script). This toolset assumes that all data loaded is clean, so there is no data validation during data load. If there are any issues with data during conversion load, you must manually view log files to determine the cause and correct the data.

The following scripts are included in this data conversion toolset:

- Master script DC_LOAD_MAIN.KSH
This is the master script that starts the segment load scripts for each functional area. This KSH script can run other KSH or SQL scripts that are not covered in the Oracle Retail Merchandising conversion toolset, such as future/custom validation scripts. You can customize this script, and you can configure it to load any specified number of tables at one time.
- Segment load scripts
For each functional area, the segment load scripts build the external tables by calling the database conversion table create scripts (SQL) and load data from the flat files by calling the SQL load script. The segment load script can also be configured to load only the data, skipping the table creation.
- External Oracle table create scripts
For each functional area, the database conversion table create scripts contain the table column definitions, the target data file (*.dat file), the Oracle directory where the data files are located, and the location where the bad, discard, and log files are created. The load script has internal functions that select from the external tables and insert into Oracle Merchandising tables.

Note: Before you begin using the data conversion toolset, you must install the Merchandising applications and load all seed data. See Appendix A for more information.

Prerequisites and Assumptions

The following prerequisites and assumptions apply to the data conversion processes described in this guide:

- Transformation of legacy data is not included as part of the data conversion toolset. Data loaded in flat files is assumed to be clean data. There is no data validation included in this toolset.
- Database constraints should be turned off.
- All database triggers must be evaluated to determine which need to be turned off during the conversion effort.

How to Use This Guide

This guide describes:

- The master script used to run the auto-loading process
- The available conversion auto-loading programs and processing involved

There are functional and technical descriptions of all programs included in the data conversion toolset. The program descriptions are organized by functional areas:

- Core
- Merchandise Hierarchy
- Organizational Hierarchy
- Suppliers
- Items

Note: Data conversion must be performed in order by functional area, according to the organization of this guide and the prerequisites stated for each functional area.

The description of each program includes the following information:

- Program purpose and functionality
- Technical specifications
- Field level definitions
- Flat file layouts

To perform data conversion, follow this guide starting with Chapter 2. This guide has the following chapters:

Chapter		Description
2	Master Script (DC_LOAD_MAIN.KSH)	This chapter describes the master script, the main tool used to run the auto-loading process. It describes configuration and setup tasks required before you can use the data conversion toolset. It also details how to customize the toolset for your specific data conversion needs.
3 4 5 6 7 8	Core Merchandise Hierarchy Organizational Hierarchy Suppliers Items MSOB	These chapters describe in detail all the programs and files required to load data for each of the functional areas. Each chapter also contains a Prerequisites section that lists all tasks that must be completed prior to running the tools for that functional area. Some chapters also have a Post-Loading Requirements section that describes tasks that must be done before data conversion is considered complete for that functional area.
9	Optional Data	This chapter describes additional optional data that you can load manually for each of the functional areas. Optional data can be loaded after auto-loading is complete.

Master Script (DC_LOAD_MAIN.KSH)

The configurable master script executes the data load for each functional area in the data conversion toolset. It feeds from a sequence file (*.seq) that lists other scripts or executable programs used to load data to the RMS tables. The script can execute the following:

- Other Korn shell (ksh) scripts (segment wrapper scripts to load data to RMS tables)
- SQL scripts (to provide custom validation or table counts after loads)
- Single- or multi-threaded RMS batch programs (to support conversion of functional areas such as organization; for example, running storeadd)

The sequence file allows you to customize the execution of programs. You can customize the master script, and you can configure it to load any specified number of tables at one time. The script can be configured to run each segment wrapper script independently, allowing you to load smaller sets of data.

Note: Although the master script allows you to run all functional areas in succession, it is not intended for this purpose. There are prerequisites and post-loading requirements for each functional area, as well as other dependencies across functional areas. Refer to Chapters 3 through 7 for additional details about loading requirements.

Common functions such as error handling and messaging (writing information to log files) are handled in a separate library file called in the `dc_load_main.ksh` script. Global variables, script, data, and other directories are defined in a separate configuration file.

Because most clients will be loading data into the Oracle tables with constraints disabled, it is advisable to add custom SQL scripts for validation. Calls to these SQL scripts can be added to the sequence file after the load script. Suggested validation is noted in each section, to assist in developing and adding validation scripts to ensure a successful conversion. These validations will be done after the individual load completes and prior to enabling the constraints. The nature and quantity of load issues indicated by the load validations will help determine, along with analysis of the log files, whether a reload should be considered.

Configuration File Definition (DC_LOAD.CFG)

The configuration file contains all directory paths for the executable KSH scripts, SQL scripts, and so on. It also contains log and temp directories needed by the `dc_load_main.ksh` script and the segment scripts. The directories are stored in variables accessible to the calling script through the export command. This configuration script must be set up prior to start of data conversion runs.

Note: Before you begin using the data conversion toolset, you must install the merchandising applications and load all seed data. Refer to Appendix A for more information.

Directories

Create a separate set of UNIX directories to hold the data conversion toolset components. The following directories specific to data conversion should be configured before running the master script. All data and log directories must have read and write privileges.

Directory	Name	Description
Oracle data directory	orclDataDir	This is the directory name defined within the database that points to a system directory that contains the data files used by the external tables (dataDir).
Oracle log directory	orclLogDir	This is the directory name defined within the database that points to a system directory that contains the log files generated by the external tables. Note: In some instances, an entry in the external table log may be repeated several times, because the external table may be used in several inserts.
Data directory	dataDir	This directory contains the data files (*.dat) used to load information to the external Oracle tables.
Data completed directory	dataCompDir	This directory contains processed data files.
Bad file directory	badDir	This directory contains files with rejected records (*.bad files).
Discard file directory	dscDir	This directory contains discarded files (*.dsc). This directory can be the same as the bad file directory.
Script directory	scriptDir	This directory contains all the scripts used in the conversion process.
Log directory	logDir	This directory contains the conversion script execution logs. Note: This directory is different from the orclLogDir. The logDir contains the daily logs generated by the conversion scripts. The orclLogDir contains logs generated by the external tables.
Status directory	statusDir	This directory contains the status files created after each load. This directory can be the same as the log directory.
RMS bin directory	rmsBinDir	This is the directory where the RMS batch executables are installed.

Other directories can be created as needed.

Variables

The following variables are shared across all conversion scripts:

Variable	Description
connectStr	Oracle username/password information to connect to the database
dataExt	File extension for data files, default .dat
badExt	File extension for bad files, default .bad
dscExt	File extension for discard files, default .dsc
statusExt	File extension for status files, default .status
seqExt	File extension for sequence files, default .seq

Other variables are used as needed.

Sequence File Definition

The sequence file (*.seq) is a file that lists executables to be run in sequence. This file can specify KSH scripts, SQL scripts, RMS batch programs, or other executables. The dc_load_main.ksh script reads from this file, so this file must be configured prior to running the master script.

The lines of the file have the following format:

```
<tag> <script-name> <script-parameters>
```

Tags are as follows:

Tag	Description
PGM	Use this tag to run KSH scripts or other executable scripts or applications. If no path is defined with the script name, it is assumed that the script resides in the script directory defined in the configuration file (*.cfg).
SQL	Use this tag to run SQL scripts. If no path is included with the script name, it is assumed that the script resides in the script directory defined in the configuration file.
RMS	Use this tag to run RMS batch programs. Although these are executable, RMS tables must be referenced to automatically thread the execution. It is assumed that the batch executable is located in the bin directory unless specified otherwise (when using customized programs) and has an entry in the restart control tables (except for prepost).
>	Use this tag before text lines to display custom messages to both the log file and screen.
#	Use this tag before text lines to include remarks in the sequence file that are ignored during execution.

Example:

```
# This section will load the supplier information to the RMS tables.
> Running LOAD_SUPPLIER.KSH..
PGM load_supplier.ksh
> Loading supplier information completed.
# Now validate if the data is loaded successfully.
SQL dc_validate_supplier.sql
```

Note: The sequence file should terminate with a new line. The tag, program name, and parameters are all separated by spaces.

Library File Description (DC_LOAD.LIB)

The dc_load.lib file is a collection of common functions used by the dc_load_main.ksh and segment load scripts used in the conversion process. The functions are as follows:

- **checkCfg**—This function is called in by the load scripts to check whether the configuration file contains sufficient information to run the conversion load.
- **checkError**—This function is called inside execKsh and execSql, after executing the script read from the sequence file. It checks the process status and writes the message to the log file.
- **checkFile**—This function checks whether the file passed in meets certain file attribute conditions. Using options, this function checks the following:
 - File existence (option -e)
 - Read access (option -r)
 - File size (if greater than 0, using option -s)
 - If executable (option -x)

For conversion files defined in the configuration file, attribute checks are performed according to type:

- For data (*.dat) and sequence (*.seq) files, files are checked for existence, size, and read access.
- For bad (*.bad), discard (*.dsc), and status (*.status) files, only existence is checked.

This function is also used to check whether a program is executable. It returns 1 if one of the set conditions fails.

- **getAvailThread**—This function gets the minimum thread value for the passed-in batch program from the restart_program_status table where the status is 'ready for start'. It uses an embedded SQL SELECT to get the information.
- **refreshThreads**—This function updates the restart_program_status table to 'ready for start' status for threads the previously completed successfully.
- **execPgm**—This function is called from the main script to execute KSH or other executable scripts, as read from the *.seq file. The program file passed in is verified first, prior to execution, using the checkFile function. If the file is valid, the script is invoked as it would be in the command line. All messages displayed by the called script are written to the log.
- **execSql**—This function is called from the main script to execute SQL scripts only, as read from the *.seq file. The SQL file passed in is verified first, prior to execution, using the checkFile function. The sqlplus -s command is used to execute the SQL script, passing the connect string defined in the env file and the script name. All messages displayed by the called script are written to the log file.
- **execRms**—This function is called from the main script to execute RMS batch programs, threaded according to the restart control tables. Because this script allows execution of custom RMS batch programs, the function checks whether the file is valid, using the checkFile function with the option -x. If no path is defined, it uses the default directory for the RMS executables defined in the load configuration file. If the file is found to be valid, the function checks the type of batch program it will run.

For prepost batch, the function extracts the main batch and the prepost indicator from the seqData2 information and executes the batch.

For file- or table-based batch programs, the function uses more complex logic to take advantage of the multi-threading capabilities of the batch. File-based programs are dependent on input files to load information to the RMS tables. The script checks whether at least an input file exists. If so, the script loops through the file list, refreshes the restart_program_status table using the refreshThreads function, and attempts to get an available thread using the getAvailThread function. If a thread is found, it moves the input file to a process directory (defined in the *.cfg file), appends the thread number, and executes the batch. These steps are repeated until all files in the input file directory (also defined in the *.cfg file) are processed. Only files with the correct file prefix (for example, POSU for posupld files) are processed.

For table-based batch programs, the function checks whether a driver value is defined. If none is defined, the batch is not threaded, or it is threaded using its parameters. In this case, the function checks the seqData2 information passed in to the function. If seqData2 contains no data, the batch is executed immediately. If the parameter variable (from the seqData2 value) contains information, the function builds a parameter list (paramLst array) and loops through the parameter list. If the parameter list has values, the script starts the processing by obtaining an available thread through the refreshThreads and getAvailThread functions, and executing the batch by passing the parameter values required. Table-based batch programs are handled by obtaining the number of threads from the restart control, refreshing the threads, and looping through each available thread.

Simultaneous execution of the batch (multithreading) is achieved through a subprocess ('&' appended to the batch execution line).

Master Script Technical Flow

The dc_load_main.ksh script first calls the dc_load.cfg configuration file and the dc_load.lib library file to set up the environment variables, such as directories, and to define common functions. Most of the actual logic resides in the library.

The main section first validates whether the sequence file passed in is valid (if it exists, is readable, and has data).

If the file is valid, the script proceeds to read the information from the file line by line:

- The script assumes that the first value it reads is the tag value and stores this value in the tag variable.
- The second value contains the program name (program name only, or with specific path names for files not in the script directory defined in the configuration file). This information is stored in the seqData1 variable.
- The third value contains the rest of the program parameters and is stored in the seqData2 variable.

Using a case statement, the script checks each tag and executes the appropriate command or function:

- Empty lines, and those with the '#' tag, are ignored.
- Text lines after the '>' tag are displayed to the screen and written to the log file. This tag is used to indicate the current processing point.
- For lines with the PGM tag, the script calls the execPgm library function.
- Similarly, for lines with SQL and RMS tags, the script calls the execSql and execRms library functions.

Running KSH Scripts

This section describes the preparations for running KSH scripts and the commands to run scripts.

Preparation

Before running a KSH script, ensure that the file has the proper permissions:

```
-rwxrwx-r-x
```

Delete the status (*.status), discard (*.dsc), and bad (*.bad) files.

The environment path variable (PATH) must include the directory where the conversion scripts will be executed. The UNIX administrator can set this by using a script, or the user can export the path by doing one of the following (where > represents the UNIX or Linux command line prompt):

Option 1

```
> cd $MMHOME/external/scripts (or the actual script directory)
> export PATH=$PATH:.
```

Option 2

Add the following line to the user .profile file:

```
export PATH=$PATH:$MMHOME/external/scripts (or the actual script directory)
```

Running a Script

Run the master script using the following syntax (where > represents the UNIX or Linux command line prompt):

```
> dc_load_main.ksh -q <sequence-file-name>
```

Note the use of 'ksh' in the command. This prevents the program from exiting the session after it has completed execution.

To run individual segment wrapper scripts, the '-q <sequence-file-name>' portion of the command line is not required. For example:

```
> dc_load_core.ksh
```

Note: When the KSH script calls SQL scripts to load external tables, it is common to encounter the following error. This is because there may not be an external Oracle table to DROP if the table does not exist in the database. No additional action is required.

```
ERROR at line 1:
ORA-00942: table or view does not exist
```

The data loading process does not truncate RMS tables; it only DROPs external Oracle tables. The KSH script can be used to load data to the same table in multiple phases.

This chapter describes data conversion for the following RMS tables, listed in the order that they must be loaded:

- CUSTOMER
- TERMS_HEAD
- TERMS_DETAIL
- FREIGHT_TYPE
- FREIGHT_TERMS
- FREIGHT_SIZE
- VAT_CODES
- VAT_CODE_RATES
- VAT_REGION
- UDA
- UDA_VALUES
- TICKET_TYPE_HEAD
- TICKET_TYPE_DETAIL
- DIFF_IDS
- TSF_ENTITY
- FIF_GL_SETUP
- ORG_UNIT

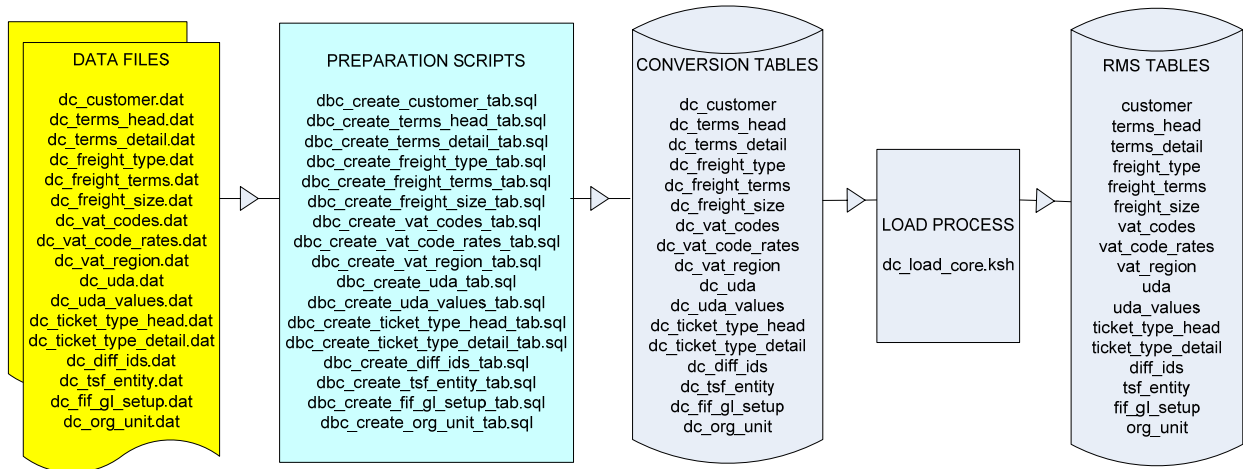
The following programs are included in this functional area:

- Main wrapper script `dc_load_main.ksh`
This main script is used across all functional areas to call segment load scripts. Refer to Chapter 2 for details.
- Segment load script `dc_load_core.ksh`
This wrapper calls the external Oracle table create and load scripts.
- External Oracle table create scripts:
 - `dbc_create_customer_tab.sql`
 - `dbc_terms_head_tab.sql`
 - `dbc_terms_detail_tab.sql`
 - `dbc_create_freight_type_tab.sql`
 - `dbc_create_freight_terms_tab.sql`
 - `dbc_create_freight_size_tab.sql`
 - `dbc_create_vat_codes_tab.sql`
 - `dbc_create_vat_code_rates_tab.sql`
 - `dbc_create_vat_region_tab.sql`
 - `dbc_create_uda_tab.sql`
 - `dbc_create_uda_values_tab.sql`
 - `dbc_create_ticket_type_head_tab.sql`

- dbc_create_ticket_type_detail_tab.sql
- dbc_diff_ids_tab.sql
- dbc_create_tsf_entity_tab.sql
- dbc_create_fif_gl_setup_tab.sql
- dbc_org_unit_tab.sql

Data Flow

The following diagram shows the data flow for the Core functional area:



Prerequisites

Before you begin using the data conversion toolset for the Core functional area, there are tables that must be loaded manually, because of data dependencies for auto-loading within this functional area. Manual data loading can be done online through Merchandising applications (RMS, RPM), or scripts can be created. Manual data loading is not included as part of this data conversion toolset. Check with your database administrator to determine the best approach for your data conversion needs.

Note: It is assumed that you have already installed the Merchandising applications and loaded all installation seed data. Refer to Appendix A for more information.

The following table lists the tables that require manual data loading and indicates whether each table is required or optional:

Table	Required / Optional / Comments
CALENDAR	Required Note: Calendar data is loaded as part of installation; however, the data provided may not match the calendar that fits your business operation. Consider revising the calendar data script. Tip: CALENDAR.MONTH_454 = '1' is January (not fiscal year).
HALF	Required
TSF_ENTITY	Required when MLE is turned on

Table	Required / Optional / Comments
BANNER	Required when multi-channel is turned on
CHANNELS	Required
SEASONS	Optional
PHASES	Optional
DIFF_TYPE	Required
TSFZONE	Required
STORE_FORMAT	Required
BUYER	Optional
MERCHANT	Optional
CVB_HEAD	Optional
CVB_DETAIL	Optional
ELC_COMP	Required only if upcharges will be loaded
STATE	Required only if using addresses in U.S. locations

File Format and External Oracle Tables

The following topics describe the flat file formats that must be created with data from the legacy system. These files must be formatted based on definitions provided before data can be loaded. The data fields for each flat file must be created in the order listed.

The dc_load_core.ksh script calls each of the SQL scripts in a specific order. The SQL scripts create external Oracle tables from flat file feeds and load data into the Oracle Retail Merchandising database.

File Format

In the table definitions that follow, the File Format columns Field Name, Data Type, and Max Length define the structure of the source file.

Note: Data files must be in UNIX file format and encoded as UTF-8. If a caret-M (^M) can be seen when the file is viewed in a UNIX session, it indicates that the file is in a DOS or Windows format and will cause errors when data is loaded.

Character fields cannot contain carriage returns, because the load process will process a carriage return as an indication of a new record.

External Oracle Table Definition

In the table definitions that follow, the External Oracle Table Definition columns Field Name and Data Type (including length) define the physical external table.

Customer—DC_CUSTOMER Table

File name: DC_CUSTOMER.DAT

Table create SQL script: DBC_CREATE_CUSTOMER_TAB.SQL

External Oracle table created: DC_CUSTOMER

Suggested post-loading validation (sequence after dc_load_core.ksh):

- Ensure that CUSTOMER.CUST_ID is unique.
- Ensure that CUSTOMER.CUST_STATE is a valid STATE.STATE.
- Ensure that CUSTOMER.CUST_COUNTRY_ID is a valid COUNTRY.COUNTRY_ID.
- Capture the count from CUSTOMER and compare to flat file DC_CUSTOMER.DAT to ensure that all rows are loaded.

File Format					External Oracle Table Definition	
Field Name	Data Type	Max Length	Req'd	Description	Field Name	Data Type
CUST_ID	Alpha-numeric	10	Y	Code that uniquely identifies the customer.	CUST_ID	VARCHAR2(10)
CUST_NAME	Alpha-numeric	120	Y	Customer name.	CUST_NAME	VARCHAR2(120)
CONTACT_NAME	Alpha-numeric	120	N	Contact name, if different from the customer name.	CONTACT_NAME	VARCHAR2(120)
CUST_TITLE	Alpha-numeric	250	N	Title associated with customer (for example, Mr., Mrs., Dr.).	CUST_TITLE	VARCHAR2(250)
CUST_ADD1	Alpha-numeric	240	Y	Customer street address line 1.	CUST_ADD1	VARCHAR2(240)
CUST_ADD2	Alpha-numeric	240	N	Customer street address line 2. Optional.	CUST_ADD2	VARCHAR2(240)
CUST_CITY	Alpha-numeric	120	Y	Customer address city.	CUST_CITY	VARCHAR2(120)
CUST_STATE	Alpha-numeric	3	N	Customer address state. This must be a valid state in the STATE table.	CUST_STATE	VARCHAR2(3)
CUST_COUNTRY_ID	Alpha-numeric	3	Y	Customer address country ID.	CUST_COUNTRY_ID	VARCHAR2(3)
CUST_POST	Alpha-numeric	30	N	Customer address postal code.	CUST_POST	VARCHAR2(30)
DAY_PHONE	Alpha-numeric	20	Y	Customer daytime telephone number.	DAY_PHONE	VARCHAR2(20)
EVE_PHONE	Alpha-numeric	20	N	Customer evening telephone number.	EVE_PHONE	VARCHAR2(20)

Terms

DC_TERMS_HEAD Table

File name: DC_TERMS_HEAD.DAT

Table create SQL script: DBC_CREATE_TERMS_HEAD_TAB.SQL

External Oracle table created: DC_TERMS_HEAD

Suggested post-loading validation (sequence after dc_load_core.ksh):

- Ensure that TERMS_HEAD.TERMS is unique.
- Capture the count from TERMS_HEAD and compare to flat file DC_TERMS_HEAD.DAT to ensure that all rows are loaded.

File Format					External Oracle Table Definition	
Field Name	Data Type	Max Length	Req'd	Description	Field Name	Data Type
TERMS	Alpha-numeric	15	Y	Unique identifier of supplier payment terms record.	TERMS	VARCHAR2(15)
TERMS_CODE	Alpha-numeric	50	Y	Code that represents the supplier payment terms in Oracle Financials.	TERMS_CODE	VARCHAR2(50)
TERMS_DESC	Alpha-numeric	240	Y	Description of the supplier payment terms (for example, 2.5% 30 Days).	TERMS_DESC	VARCHAR2(240)
RANK	Alpha-numeric	10	Y	Rank to rate invoice payment terms against purchase order terms. These rankings are defined in the client's financial system. These rankings are used in "best terms" calculation. When terms are compared, the term with the higher rank (meaning lower number—1 is the highest rank) is the best term. This must be a whole number greater than zero.	RANK	NUMBER(10)

DC_TERMS_DETAIL Table

File name: DC_TERMS_DETAIL.DAT

Table create SQL script: DBC_CREATE_TERMS_DETAIL_TAB.SQL

External Oracle table created: DC_TERMS_DETAIL

Suggested post-loading validation (sequence after dc_load_core.ksh):

- Ensure that TERMS_DETAIL.TERMS is a valid TERMS_HEAD.TERMS.
- Ensure that each combination of TERMS_DETAIL.TERMS and TERMS_DETAIL.TERMS_SEQ is unique.
- Capture the count from TERMS_DETAIL and compare to flat file DC_TERMS_DETAIL.DAT to ensure that all rows are loaded.

Note: Column order for this file does not match the RMS
TERMS_DETAIL table.

File Format					External Oracle Table Definition	
Field Name	Data Type	Max Length	Req'd	Description	Field Name	Data Type
TERMS	Alpha-numeric	15	Y	Unique identifier of supplier payment terms record.	TERMS	VARCHAR2(15)
TERMS_SEQ	Numeric	10	Y	Order sequence in which to apply the discount percent.	TERMS_SEQ	NUMBER(10)
DUEDAYS	Numeric	3	Y	Number of days until payment is due.	DUEDAYS	NUMBER(3)
DUE_MAX_AMOUNT	Numeric	12,4	Y	Maximum payment amount due by a given date.	DUE_MAX_AMOUNT	NUMBER(12,4)
DUE_DOM	Numeric	2	Y	Day of month used to calculate due date of invoice payment line. For example, 1 represents the first day of the month.	DUE_DOM	NUMBER(2)
DUE_MM_FWD	Numeric	3	Y	Number of months ahead used to calculate due date of invoice payment line.	DUE_MM_FWD	NUMBER(3)
DISCDAYS	Numeric	3	Y	Number of days in which payment must be made in order to receive the discount.	DISCDAYS	NUMBER(3)
PERCENT	Numeric	12,4	Y	Percent of discount if payment is made within specified time period.	PERCENT	NUMBER(12,4)
DISC_DOM	Numeric	2	Y	Day of month used to calculate discount date of invoice payment line. For example, 1 represents the first day of the month.	DISC_DOM	NUMBER(2)
DISC_MM_FWD	Numeric	3	Y	Number of months ahead used to calculate discount date of invoice payment line.	DISC_MM_FWD	NUMBER(3)

File Format					External Oracle Table Definition	
ENABLED_FLAG	Alpha-numeric	1	Y	Whether payment terms are valid or invalid within the application.	ENABLED_FLAG	VARCHAR2(1)
CUTOFF_DAY	Numeric	2	Y	Day of the month after which Oracle Payables schedules payment, using the day after the current month.	CUTOFF_DAY	NUMBER(2)
FIXED_DATE	Alpha-numeric	7	N	Fixed due date. Date format is 'DDMONYYYY' (for example, 02JAN2007).	FIXED_DATE	DATE
START_DATE_ACTIVE	Alpha-numeric	7	N	Date in which the payment terms become active Date format is 'DDMONYYYY'.	START_DATE_ACTIVE	DATE
END_DATE_ACTIVE	Alpha-numeric	7	N	Date in which the payment terms become inactive Date format is 'DDMONYYYY'.	END_DATE_ACTIVE	DATE

Freight

DC_FREIGHT_TYPE Table

File name: DC_FREIGHT_TYPE.DAT

Table create SQL script: DBC_CREATE_FREIGHT_TYPE_TAB.SQL

External Oracle table created: DC_FREIGHT_TYPE

Suggested post-loading validation (sequence after dc_load_core.ksh):

- Ensure that FREIGHT_TYPE.FREIGHT_TYPE is unique.
- Capture the count from FREIGHT_TYPE and compare to flat file DC_FREIGHT_TYPE.DAT to ensure that all rows are loaded.

File Format					External Oracle Table Definition	
Field Name	Data Type	Max Length	Req'd	Description	Field Name	Data Type
FREIGHT_METHOD	Alpha-numeric	6	Y	Unique identifier of the freight method.	FREIGHT_TYPE	VARCHAR2(6)
FREIGHT_METHOD_DESC	Alpha-numeric	250	Y	Description of the freight method. Examples are Full Container Load and Less than Container Load.	FREIGHT_TYPE_DESC	VARCHAR2(250)

DC_FREIGHT_TERMS Table

File name: DC_FREIGHT_TERMS.DAT

Table create SQL script: DBC_CREATE_FREIGHT_TERMS_TAB.SQL

External Oracle table created: DC_FREIGHT_TERMS

Suggested post-loading validation (sequence after dc_load_core.ksh):

- Ensure that FREIGHT_TERMS.FREIGHT_TERMS is unique.
- Capture the count from FREIGHT_TERMS and compare to flat file DC_FREIGHT_TERMS.DAT to ensure that all rows are loaded.

File Format					External Oracle Table Definition	
Field Name	Data Type	Max Length	Req'd	Description	Field Name	Data Type
FREIGHT_TERMS	Alpha-numeric	30	Y	Unique identifier of freight terms record.	FREIGHT_TERMS	VARCHAR2(30)
TERM_DESC	Alpha-numeric	240	Y	Description of the freight terms. Examples include a percentage of total cost or a flat fee.	TERM_DESC	VARCHAR2(240)
START_DATE_ACTIVE	Alpha-numeric	9	N	Date on which the freight terms become active. Date format is DDMONYYYYY (for example, 02JAN2007).	START_DATE_ACTIVE	DATE

File Format					External Oracle Table Definition	
END_DATE_ACTIVE	Alpha-numeric	9	N	Date on which the freight terms become inactive. Date format is 'DDMONYYYY'.	END_DATE_ACTIVE	DATE
Active_flag	Alpha-numeric	1	Y	Whether freight terms are valid or invalid within the application. Default = 'N'.	ENABLED_FLAG	VARCHAR2(1)

DC_FREIGHT_SIZE Table

File name: **DC_FREIGHT_SIZE.DAT**

Table create SQL script: **DBC_CREATE_FREIGHT_SIZE_TAB.SQL**

External Oracle table created: **DC_FREIGHT_SIZE**

Suggested post-loading validation (sequence after dc_load_core.ksh):

- Ensure that FREIGHT_SIZE.FREIGHT_SIZE is unique.
- Capture count from FREIGHT_SIZE and compare to flat file DC_FREIGHT_SIZE.DAT to ensure that all rows are loaded.

File Format					External Oracle Table Definition	
Field Name	Data Type	Max Length	Req'd	Description	Field Name	Data Type
FREIGHT_SIZE	Alpha-numeric	6	Y	Unique identifier of the freight size record.	FREIGHT_SIZE	VARCHAR2(6)
FREIGHT_SIZE_DESC	Alpha-numeric	250	Y	Freight size description (for example, 40 foot container).	FREIGHT_SIZE_DESC	VARCHAR2(250)

VAT

DC_VAT_CODES Table

File name: DC_VAT_CODES.DAT

Table create SQL script: DBC_CREATE_VAT_CODES_TAB.SQL

External Oracle table created: DC_VAT_CODES

Suggested post-loading validation (sequence after dc_load_core.ksh):

- Ensure that VAT_CODES.VAT_CODE is unique.
- Capture the count from VAT_CODES and compare to flat file DC_VAT_CODES.DAT to ensure that all rows are loaded.

File Format					External Oracle Table Definition	
Field Name	Data Type	Max Length	Req'd	Description	Field Name	Data Type
VAT_CODE	Alpha-numeric	6	Y	Unique identifier of value added tax code, used to determine which items are subject to VAT. Valid values are: S - Standard C - Composite Z - Zero E- Exempt	VAT_CODE	VARCHAR2(6)
VAT_CODE_DESC	Alpha-numeric	120	Y	Value added tax code description.	VAT_CODE_DESC	VARCHAR2(120)

DC_VAT_CODE_RATES Table

File name: DC_VAT_CODE_RATES.DAT

Table create SQL script: DBC_CREATE_VAT_CODE_RATES_TAB.SQL

External Oracle table created: DC_VAT_CODE_RATES

Suggested post-loading validation (sequence after dc_load_core.ksh):

- Ensure that VAT_CODE_RATES.VAT_CODE is a valid VAT_CODES.VAT_CODE.
- Capture the count from VAT_CODE_RATES and compare to flat file DC_VAT_CODE_RATES.DAT to ensure that all rows are loaded.

File Format					External Oracle Table Definition	
Field Name	Data Type	Max Length	Req'd	Description	Field Name	Data Type
VAT_CODE	Alpha-numeric	6	Y	Unique identifier of value added tax code.	VAT_CODE	VARCHAR2(6)
ACTIVE_DATE	Alpha-numeric	9	Y	Date on which VAT rate becomes active. Date format is DDMONYYYYY (for example, 02JAN2007).	ACTIVE_DATE	DATE
VAT_RATE	Numeric	20,10	Y	VAT rate as a percentage.	VAT_RATE	NUMBER(20,10)

DC_VAT_REGION Table

File name: DC_VAT_REGION.DAT

Table create SQL script: DBC_CREATE_VAT_REGION_TAB.SQL

External Oracle table created: DC_VAT_REGION

Suggested post-loading validation (sequence after dc_load_core.ksh):

- Ensure that VAT_REGION.VAT_REGION is unique.
- Capture the count from VAT_REGION and compare to flat file DC_VAT_REGION.DAT to ensure that all rows are loaded.

File Format					External Oracle Table Definition	
Field Name	Data Type	Max Length	Req'd	Description	Field Name	Data Type
VAT_REGION	Numeric	4	Y	Unique identifier of VAT region. VAT region is determined by the VAT authority.	VAT_REGION	NUMBER(4)
VAT_REGION_NAME	Alpha-numeric	120	Y	Name/description of the VAT region.	VAT_REGION_NAME	VARCHAR2(120)
VAT_REGION_TYPE	Alpha-numeric	6	Y	VAT region type. Valid values include: E for base EU members M for EU members N for nonmembers of the EU	VAT_REGION_TYPE	VARCHAR2(6)

UDA

DC_UDA Table

File name: DC_UDA.DAT

Table create SQL script: DBC_CREATE_UDA_TAB.SQL

Suggested post-loading validation (sequence after dc_load_core.ksh):

- Ensure that UDA.UDA_ID is unique.
- Capture the count from UDA and compare to flat file DC_UDA.DAT to ensure that all rows are loaded.

File Format					External Oracle Table Definition	
Field Name	Data Type	Max Length	Req'd	Description	Field Name	Data Type
UDA_ID	Numeric	5	Y	Unique identifier of user-defined attribute.	UDA_ID	NUMBER(5)
UDA_DESC	Alpha-numeric	120	Y	Description of user-defined attribute. UDAs do not have specific processing within RMS.	UDA_DESC	VARCHAR2(120)
DISPLAY_TYPE	Alpha-numeric	2	Y	How the UDA will be displayed to the user online. Valid values are: LV - List of values FF - Free-form text DT - Date Note: A UDA with DISPLAY_TYPE 'LV' must also have a corresponding UDA record in DC_UDA_VALUES.DAT.	DISPLAY_TYPE	VARCHAR2(2)
DATA_TYPE	Alpha-numeric	12	N	Data type associated with the UDA. If display_type = 'DT', the data_type should be 'DATE'. If no value is provided in the flat file, the default value is 'DATE'. If display_type = 'FF', the data_type should be 'ALPHA'. If no value is provided in the flat file, the default value is 'ALPHA'. If display_type = 'LV', the data_type can either be 'NUM' or 'ALPHA'. If no value is provided in the flat file, the default value is 'ALPHA'.	DATA_TYPE	VARCHAR2(12)

File Format					External Oracle Table Definition	
DATA_LENGTH	Numeric	3	N	Maximum length of the UDA values. This field should not be populated for a 'DT' display type. It is optional for 'FF' and 'LV' display types. For 'LV', this constrains what is stored in UDA_VALUES. UDA_VALUE_DESCRIPTION. For 'FF', this constrains what is stored in UDA_ITEM_FF. UDA_TEXT.	DATA_LENGTH	VARCHAR2(3)
SINGLE_VALUE_IND	Alpha-numeric	1	Y	Whether this UDA can have only one value associated with an item. If 'Y', only one value of the UDA can be associated with an item.	SINGLE_VALUE_IND	VARCHAR2(1)

DC_UDA_VALUES Table

File name: DC_UDA_VALUES.DAT

Table create SQL script: DBC_CREATE_UDA_VALUES_TAB.SQL

External Oracle table created: DC_UDA_VALUES

Suggested post-loading validation (sequence after dc_load_core.ksh):

- Ensure that UDA_VALUES.UDA_ID is a valid UDA.UDA_ID.
- Capture the count from UDA_VALUES and compare to flat file DC_UDA_VALUES.DAT to ensure that all rows are loaded.

File Format					External Oracle Table Definition	
Field Name	Data Type	Max Length	Req'd	Description	Field Name	Data Type
UDA_ID	Numeric	5	Y	Unique identifier of user-defined attribute. This applies only to UDAs with 'LV' display type. This ties the record to the appropriate DC_UDA record.	UDA_ID	NUMBER(5)
UDA_VALUE_DESC	Alpha-numeric	250	Y	Description of the UDA value.	UDA_VALUE_DESC	VARCHAR2(250)

Ticket Type

DC_TICKET_TYPE_HEAD Table

File name: DC_TICKET_TYPE_HEAD.DAT

Table create SQL script: DBC_CREATE_TICKET_TYPE_HEAD_TAB.SQL

External Oracle table created: DC_TICKET_TYPE_HEAD

Suggested post-loading validation (sequence after dc_load_core.ksh):

- Ensure that TICKET_TYPE_HEAD.TICKET_TYPE_ID is unique.
- Capture the count from TICKET_TYPE_HEAD and compare to flat file DC_TICKET_TYPE_HEAD.DAT to ensure that all rows are loaded.

File Format					External Oracle Table Definition	
Field Name	Data Type	Max Length	Req'd	Description	Field Name	Data Type
TICKET_TYPE_ID	Alpha-numeric	4	Y	Unique identifier of ticket or label type.	TICKET_TYPE_ID	VARCHAR2(4)
TICKET_TYPE_DESC	Alpha-numeric	120	Y	Description of ticket or label type.	TICKET_TYPE_DESC	VARCHAR2(120)
SHELF_EDGE_IND	Alpha-numeric	1	Y	Whether this is a shelf edge label. Default = 'N'	SEL_IND	VARCHAR2(1)

DC_TICKET_TYPE_DETAIL Table

File name: DC_TICKET_TYPE_DETAIL.DAT

Table create SQL script: DBC_CREATE_TICKET_TYPE_DETAIL_TAB.SQL

External Oracle table created: DC_TICKET_TYPE_DETAIL

Suggested post-loading validation (sequence after dc_load_core.ksh):

- Ensure that TICKET_TYPE_DETAIL.TICKET_TYPE_ID is a valid TICKET_TYPE_HEAD.TICKET_TYPE_ID.
- Ensure that TICKET_TYPE_DETAIL.TICKET_ITEM_ID (if not NULL) is a valid CODE_DETAIL.CODE where CODE_DETAIL.CODE_TYPE = TCKT.
- Ensure that TICKET_TYPE_DETAIL.UDA_ID (if not NULL) is a valid UDA.UDA_ID.
- Capture the count from TICKET_TYPE_DETAIL and compare to flat file DC_TICKET_TYPE_DETAIL.DAT to ensure that all rows are loaded.

File Format					External Oracle Table Definition	
Field Name	Data Type	Max Length	Req'd	Description	Field Name	Data Type
TICKET_TYPE_ID	Alpha-numeric	4	Y	Unique identifier of ticket or label type. This ties the record to the appropriate DC_TICKET_TYPE_HEAD record.	TICKET_TYPE_ID	VARCHAR2(4)
TICKET_ITEM_ID	Alpha-numeric	4	N	Identifier of type of information/attribute to be displayed on ticket or label type. Valid values come from the TCKT CODE_TYPE. If this field is populated, the UDA_ID field should not be populated.	TICKET_ITEM_ID	VARCHAR2(4)
UDA_ID	Numeric	5	N	If the information to be displayed on the ticket or label type is a user defined attribute (UDA), this field should be populated with the UDA_ID. This value comes from the UDA.UDA_ID field. If this field is populated, the TICKET_ITEM_ID field should not be populated.	UDA_ID	NUMBER(5)

Note: If there are records in the BAD or DISCARD file, the RMS table must be truncated and the entire file must be rerun. No new records within a sequence group can be added to the RMS table through the scripts.

Diff IDs—DC_DIFF_IDS Table

File name: DC_DIFF_IDS.DAT

Table create SQL script: DBC_CREATE_DIFF_IDS_TAB.SQL

External Oracle table created: DC_DIFF_IDS

Suggested post-loading validation (sequence after dc_load_core.ksh):

- Ensure that DIFF_IDS.DIFF_ID is unique.
- Ensure that DIFF_IDS.DIFF_TYPE is a valid CODE_DETAIL.CODE where CODE_DETAIL.CODE_TYPE = DIFF.
- Capture the count from DIFF_IDS and compare to flat file DC_DIFF_IDS.DAT to ensure all that rows are loaded.

File Format					External Oracle Table Definition	
Field Name	Data Type	Max Length	Req'd	Description	Field Name	Data Type
DIFF_ID	Alpha-numeric	10	Y	Unique identifier of the differentiator.	DIFF_ID	VARCHAR2(10)
DIFF_TYPE	Alpha-numeric	6	Y	Differentiator group associated to the differentiator. Valid values are from the DIFF_TYPE column in the DIFF_TYPE table. Examples are C for Color and F for Flavor.	DIFF_TYPE	VARCHAR2(6)
DIFF_DESC	Alpha-numeric	120	Y	Description of the differentiator. Examples are Red, Stripe, and Strawberry.	DIFF_DESC	VARCHAR2(120)
INDUSTRY_CODE	Alpha-numeric	10	N	Unique number that represents all possible combinations of sizes, according to the National Retail Federation. Optional.	INDUSTRY_CODE	VARCHAR2(10)
INDUSTRY_SUBGROUP	Alpha-numeric	10	N	Unique number that represents all different color range groups, according to the National Retail Federation. Optional.	INDUSTRY_SUBGROUP	VARCHAR2(10)

TSF Entities—DC_TSF_ENTITY Table

File name: DC_TSF_ENTITY.DAT

Table create SQL script: DBC_CREATE_TSF_ENTITY_TAB.SQL

External Oracle table created: DC_TSF_ENTITY

Suggested post-loading validation: Ensure that TSF_ENTITY.TSF_ENTITY_ID is unique.

File Format					External Oracle Table Definition	
Field Name	Data Type	Max Length	Req'd	Description	Field Name	Data Type
TSF_ENTITY_ID	Numeric	10	Y	Unique identifier of the transfer entity.	TSF_ENTITY_ID	NUMBER(10)
TSF_ENTITY_DESC	Alpha-numeric	120	Y	Description of the transfer entity.	TSF_ENTITY_DESC	VARCHAR2(120)

Set of Books—DC_FIF_GL_SETUP Table

File name: DC_FIF_GL_SETUP.DAT

Table create SQL script: DBC_CREATE_FIF_GL_SETUP_TAB.SQL

External Oracle table created: DC_FIF_GL_SETUP

Suggested post-loading validation: Ensure that FIF_GL_SETUP.SET_OF_BOOKS_ID is unique.

File Format					External Oracle Table Definition	
Field Name	Data Type	Max Length	Req'd	Description	Field Name	Data Type
SET_OF_BOOKS_ID	Numeric	15	Y	Unique identifier for the set of books.	SET_OF_BOOKS_ID	NUMBER(10)
LAST_UPDATE_ID	Alpha-numeric	15	Y	Last updated ID for transactions.	TSF_ENTITY_DESC	VARCHAR2(120)
SEQUENCE1_DESC	Alpha-numeric	20	N	Contains description for sequence columns on the interface cross-reference form.	SEQUENCE1_DESC	VARCHAR2(20)
SEQUENCE2_DESC	Alpha-numeric	20	N	Contains description for sequence columns on the interface cross-reference form.	SEQUENCE2_DESC	VARCHAR2(20)
SEQUENCE3_DESC	Alpha-numeric	20	N	Contains description for sequence columns on the interface cross-reference form.	SEQUENCE3_DESC	VARCHAR2(20)
SEQUENCE4_DESC	Alpha-numeric	20	N	Contains description for sequence columns on the interface cross-reference form.	SEQUENCE4_DESC	VARCHAR2(20)

File Format					External Oracle Table Definition	
SEQUENCE5_DESC	Alpha-numeric	20	N	Contains description for sequence columns on the interface cross-reference form.	SEQUENCE5_DESC	VARCHAR2(20)
SEQUENCE6_DESC	Alpha-numeric	20	N	Contains description for sequence columns on the interface cross-reference form.	SEQUENCE6_DESC	VARCHAR2(20)
SEQUENCE7_DESC	Alpha-numeric	20	N	Contains description for sequence columns on the interface cross-reference form.	SEQUENCE7_DESC	VARCHAR2(20)
SEQUENCE8_DESC	Alpha-numeric	20	N	Contains description for sequence columns on the interface cross-reference form.	SEQUENCE8_DESC	VARCHAR2(20)
SEQUENCE9_DESC	Alpha-numeric	20	N	Contains description for sequence columns on the interface cross-reference form.	SEQUENCE9_DESC	VARCHAR2(20)
SEQUENCE10_DESC	Alpha-numeric	20	N	Contains description for sequence columns on the interface cross-reference form.	SEQUENCE10_DESC	VARCHAR2(20)
CATEGORY_ID	Numeric	38	Y	Oracle category ID. Default for purchase order feed.	CATEGORY_ID	NUMBER(38)
DELIVER_TO_LOCATION_ID	Numeric	15	Y	Oracle location ID. Default for purchase order feed.	DELIVER_TO_LOCATION_ID	NUMBER(15)
DESTINATION_ORGANIZATION_ID	Numeric	38	Y	Oracle Organization ID. Default for purchase order feed.	DESTINATION_ORGANIZATION_ID	NUMBER(38)
PERIOD_NAME	Alpha-numeric	15	N	User entered accounting period name as defined in financial applications.	PERIOD_NAME	VARCHAR2(15)
SET_OF_BOOKS_DESC	Alpha-numeric	120	Y	Set of books description.	SET_OF_BOOKS_DESC	VARCHAR2(120)
CURRENCY_CODE	Alpha-numeric	3	Y	Currency code for the set of books ID.	CURRENCY_CODE	VARCHAR2(3)

Organization Unit—DC_ORG_UNIT Table

File name: DC_ORG_UNIT.DAT

Table create SQL script: DBC_CREATE_ORG_UNIT_TAB.SQL

External Oracle table created: DC_ORG_UNIT

Suggested post-loading validation: Ensure that **ORG.UNIT.ORG_UNIT_ID** is unique.

File Format					External Oracle Table Definition	
Field Name	Data Type	Max Length	Req'd	Description	Field Name	Data Type
ORG_UNIT_ID	Numeric	10	Y	Unique identifier for the Oracle Organization ID.	ORG_UNIT_ID	NUMBER(15)
DESCRIPTION	Alpha-numeric	120	Y	Description of the organization unit.	DESCRIPTION	VARCHAR2(120)
SET_OF_BOOKS_ID	Numeric	15	N	Set of books ID.	SET_OF_BOOKS_ID	NUMBER(15)

DC_LOAD_CORE.KSH Segment Wrapper / Load Script

This ksh script is called by the master script `dc_load_main.ksh` and serves two purposes:

1. It calls the create table scripts to create external Oracle tables.
2. It calls the load data script to insert data from external Oracle tables to RMS tables.

The script can be configured to create the tables and load data, or just load data at run time. The create table scripts are called only if a parameter option (`-c`) is passed from the command line. By default (without the option `-c`), this script loads the data.

The `dc_load_core.ksh` script utilizes a common library file and configuration file. The library file contains functions common across all segment wrapper scripts. The configuration file defines the directories used by the data conversion scripts.

For a specific function to process the load, the script checks a status file. If the data file is valid, one unique status file (`*.status`) is generated per function, if it does not yet exist, to signal that a load has started. If the file already exists, the script skips the load and writes a message to the log file. For the data file to be valid, it must satisfy these requirements:

- It must exist in the data directory defined in the common configuration file
- It must allow read access.
- It must contain information (have a size greater than 0).

The next topics describe the load functions that are included in the load script.

LOAD_CUSTOMER

This function contains a PL/SQL block that selects from the `DC_CUSTOMER` external table and inserts the data to the `RMS_CUSTOMER` table. All the columns from the external Oracle table defined previously map directly to the RMS table. The fields that are not required are `NULL`.

The function returns a Boolean value.

Required file to load: `dc_customer.dat`

LOAD_TERMS_HEAD

This function contains a PL/SQL block that selects from the `DC_TERMS_HEAD` external table and inserts the data to the `RMS_TERMS_HEAD` table. All the columns from the external Oracle table defined previously map directly to the RMS table. The fields that are not required are `NULL`.

The function returns a Boolean value.

Required file to load: `dc_terms_head.dat`

LOAD_TERMS_DETAIL

This function contains a PL/SQL block that selects from the `DC_TERMS_DETAIL` external table and inserts the data to the `RMS_TERMS_DETAIL` table. All the columns from the external Oracle table defined previously map directly to the RMS table. The fields that are not required are `NULL`.

The function returns a Boolean value.

Required files to load: `dc_terms_head.dat`, `dc_terms_detail.dat`

LOAD_FREIGHT_TYPE

This function contains a PL/SQL block that selects from the DC_FREIGHT_TYPE external table and inserts the data to the RMS FREIGHT_TYPE table. All the columns from the external Oracle table defined previously map directly to the RMS table. All are required.

The function returns a Boolean value.

Required file to load: dc_freight_type.dat

LOAD_FREIGHT_TERMS

This function contains a PL/SQL block that selects from the DC_FREIGHT_TERMS external table and inserts the data to the RMS FREIGHT_TERMS table. All the columns from the external Oracle table defined previously map directly to the RMS table.

The function returns a Boolean value.

Required file to load: dc_freight_terms.dat

LOAD_FREIGHT_SIZE

This function contains a PL/SQL block that selects from the DC_FREIGHT_SIZE external table and inserts the data to the RMS FREIGHT_SIZE table. All the columns from the external Oracle table defined previously map directly to the RMS table. All are required.

The function returns a Boolean value.

Required file to load: dc_freight_size.dat

LOAD_VAT_CODES

This function contains a PL/SQL block that selects from the DC_VAT_CODE, DC_VAT_CODE_RATE,S and DC_VAT_REGION external tables and inserts the data to the RMS VAT_CODE, VAT_CODE_RATES, and VAT_REGION tables. All the columns from the external Oracle tables defined previously map directly to the RMS tables. All are required.

The function returns a Boolean value.

Required file to load: dc_vat_codes.dat

LOAD_VAT_CODE_RATES

This function contains a PL/SQL block that selects from the DC_VAT_CODE_RATES external table and inserts the data to the RMS VAT_CODE_RATES table. All the columns from the external Oracle table defined previously map directly to the RMS table. The following table defines the default values in the RMS table if no information is provided in the data file (external table field values are NULL or not defined).

The function returns a Boolean value.

DC_VAT_CODE_RATES to VAT_CODE_RATES Column Defaults

Field Name (RMS Table)	Default Value	Comments
CREATE_DATE	SYSDATE	Date the record was created in RMS. This defaults to the system date.
CREATE_ID	Oracle User	User who created the record in RMS. This defaults to the Oracle User.

Required files to load: dc_vat_codes.dat (required to verify if VAT_CODES was loaded previously), **dc_vat_code_rates.dat**

LOAD_VAT_REGION

This function contains a PL/SQL block that selects from the DC_VAT_REGION external table and inserts the data to the RMS VAT_REGION table. All the columns from the external Oracle table defined previously map directly to the RMS table. All are required.

The function returns a Boolean value.

Required file to load: dc_vat_region.dat

LOAD_UDA

This function contains a PL/SQL block that selects from the DC_UDA external table and inserts the data into the RMS UDA table. All the columns from the external Oracle table defined previously map directly to the RMS table. The following table defines the default values in the RMS table if no information is provided in the data file (external table field values are NULL or not defined).

The function returns a Boolean value

DC_UDA to UDA Column Defaults

Field Name (RMS Table)	Default Value	Comments
MODULE	ITEM	Functional area of RMS to which this applies. The only valid value is ITEM.
DATA_TYPE	ALPHA (FF/LV*) DATE (DT) NUM(LV*)	If display_type =DT, the data type should be DATE. If no value is provided in the flat file, the default value is DATE. If display_type = FF, the data_type should be ALPHA. If no value is provided in the flat file, the default value is ALPHA. If display_type = LV, the data_type can either be NUM or ALPHA. If no value is provided in the flat file, the default value is ALPHA.

Required file to load: dc_uda.dat

LOAD_UDA_VALUES

This function contains a PL/SQL block that selects from the DC_UDA_VALUES external table and inserts the data into the RMS UDA_VALUES table. UDA_VALUES should contain information if the DATA_TYPE value in the UDA table is LV. All the columns from the external Oracle table defined previously map directly to the RMS table. The following table defines the default values in the RMS table if no information is provided in the data file (external table field values are NULL or not defined).

The function returns a Boolean value

DC_UDA_VALUES to UDA_VALUES Column Defaults

Field Name (RMS Table)	Default Value	Comments
UDA_VALUE	Sequence generated	Per UDA_ID

Required files to load: dc_uda.dat (required to check if UDA is loaded previously),
dc_uda_values.dat

LOAD_TICKET_TYPE_HEAD

This function contains a PL/SQL block that selects from the DC_TICKET_TYPE_HEAD external table and inserts the data into the RMS TICKET_TYPE_HEAD table. All the columns from the external Oracle table defined previously map directly to the RMS table. The function returns a Boolean value.

Required files to load: dc_ticket_type_head.dat

LOAD_TICKET_TYPE_DETAIL

This function contains a PL/SQL block that selects from the DC_TICKET_TYPE_DETAIL external table and inserts the data into the RMS TICKET_TYPE_DETAIL table. All the columns from the external Oracle table defined previously map directly to the RMS table. The following table defines the default values in the RMS table if no information is provided in the data file (external table field values are NULL or not defined). There should be a value in TICKET_ITEM_ID or UDA_ID, but not both.

The function returns a Boolean value.

DC_TICKET_TYPE_DETAIL to TICKET_TYPE_DETAIL Column Defaults

Field Name (RMS Table)	Default Value	Comments
SEQ_NO	Sequence generated	Per TICKET_TYPE_ID

Required files to load: dc_ticket_type_head.dat (required to check if TICKET_TYPE_HEAD is loaded previously), **dc_ticket_type_detail.dat**

LOAD_DIFF_IDS

This function contains a PL/SQL block that selects from the DC_DIFF_IDS external table and inserts the data to the RMS DIFF_IDS table. All the columns from the external Oracle table defined previously map directly to the RMS table. All are required.

The following table defines the default values in the RMS table if no information is provided in the data file (external table field values are NULL or not defined). There should be a value in TICKET_ITEM_ID or UDA_ID, but not both.

The function returns a Boolean value.

DC_DIFF_IDS to DIFF_IDS Column Defaults

Field Name (RMS Table)	Default Value	Comments
CREATE_DATETIME	sysdate	Date/time the record was created in RMS. This defaults to the system date.
LAST_UPDATE_ID	Oracle User	User who last updated the record in RMS. This defaults to the Oracle User.
LAST_UPDATE_DATETIME	sysdate	Date/time the record was last modified in RMS. This defaults to the system date.

Required file to load: dc_diff_ids.dat

LOAD_TSF_ENTITY

This function contains a PL/SQL block that selects from the DC_TSF_ENTITY external table and inserts the data to the RMS TSF_ENTITY table. All the columns from the external Oracle table defined previously map directly to the RMS table. All fields are required.

The function returns a Boolean value.

Required file to load: dc_tsf_entity.dat

LOAD_FIF_GL_SETUP

This function contains a PL/SQL block that selects from the DC_FIF_GL_SETUP external table and inserts the data to the RMS FIF_GL_SETUP table. All the columns from the external Oracle table defined previously map directly to the RMS table.

SET_OF_BOOKS_ID, LAST_UPDATE_ID, CATEGORY_ID, DELIVER_TO_LOCATION_ID, DESTINATION_ORGANIZATION_ID, SET_OF_BOOKS_ID, and CURRENCY_CODE are required fields.

The function returns a Boolean value.

Required file to load: dc_fif_gl_setup.dat

LOAD_ORG_UNIT

This function contains a PL/SQL block that selects from the DC_ORG_UNIT external table and inserts the data to the RMS ORG_UNIT table. All the columns from the external Oracle table defined previously map directly to the RMS table. All fields are required.

The function returns a Boolean value.

Required file to load: dc_org_unit.dat

Post-Loading Requirements

After using the data conversion toolset for this functional area, there are additional tables that must be loaded manually before you proceed with data conversion for subsequent functional areas, because of data dependencies.

Manual data loading can be performed online through Merchandising applications (RMS, RPM), or scripts can be created. Manual data loading is not included as part of this data conversion toolset. Check with your database administrator to determine the best approach for your data conversion needs.

The following table lists the tables that require manual data loading and indicates whether each table is required or optional:

Table	Required / Optional
DIFF_GROUP_HEAD	Required
DIFF_GROUP_DETAIL	Required
DIFF_RANGE_HEAD	Optional
DIFF_RANGE_DETAIL	Optional

Merchandise Hierarchy

This chapter describes data conversion for the following RMS/RPM tables, listed in the order that they must be loaded:

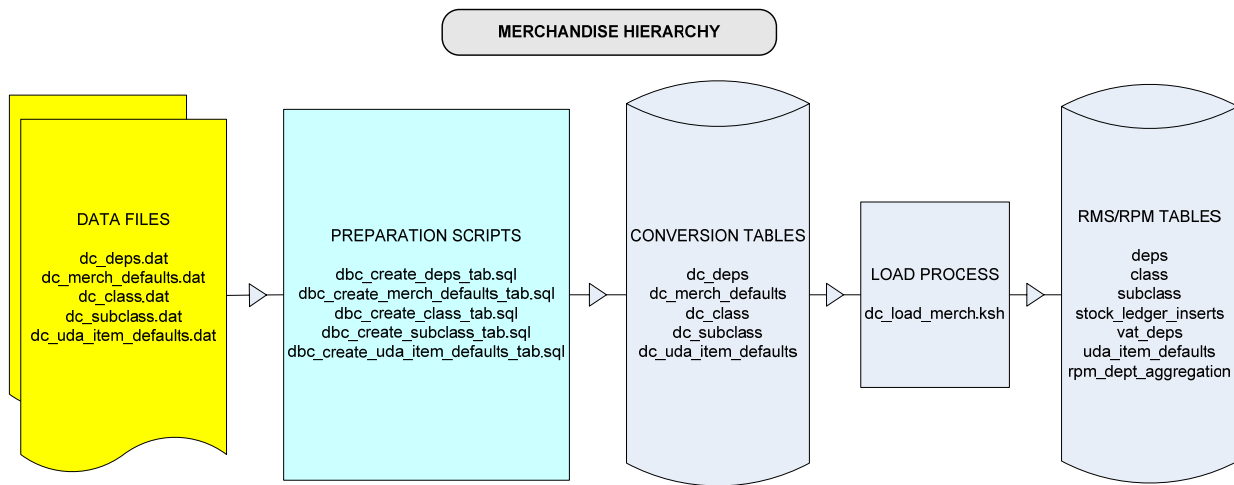
- DEPS
- CLASS
- SUBCLASS
- STOCK_LEDGER_INSERTS
- VAT_DEPS
- UDA_ITEM_DEFAULTS
- RPM_DEPT_AGGREGATION

The following programs are included in this functional area:

- Main wrapper script `dc_load_main.ksh`
This main script is used across all functional areas to call segment load script. Refer to Chapter 2 for details.
- Segment load script `dc_load_merch.ksh`
This wrapper calls the external Oracle table create and load scripts listed below.
- External Oracle table create scripts:
 - `dbc_create_merch_defaults_tab.sql`
 - `dbc_create_deps_tab.sql`
 - `dbc_create_class_tab.sql`
 - `dbc_create_subclass_tab.sql`
 - `dbc_create_vat_deps.sql`
 - `dbc_create_uda_item_def.sql`

Data Flow

The following diagram shows the data flow for the Merchandise Hierarchy functional area:



Prerequisites

Before you begin using the data conversion toolset for Merchandise Hierarchy, you must complete data conversion for the Core functional area.

There are tables that must be loaded manually, because of data dependencies for auto-loading within this functional area. Manual data loading can be done online through Merchandising applications (RMS, RPM), or scripts can be created. Manual data loading is not included as part of this data conversion toolset. Check with your database administrator to determine the best approach for your data conversion needs.

The following **required** tables must be loaded manually:

- COMPHEAD
- DIVISION
- GROUPS

You must retrieve the assigned data value UDA_VALUES.UDA_VALUE to create the DC_UDA_ITEM_DEFAULT.DAT flat file (see the section “UDA Item Defaults—DC_UDA_ITEM_DEFAULTS Table” in this chapter.)

File Format and External Oracle Tables

The following topics describe the flat file formats that must be created with data from the legacy system. These files must be formatted based on definitions provided before data can be loaded. The data fields for each flat file must be created in the order listed.

The `dc_wh_org.ksh` script calls each of the SQL scripts in a specific order. The SQL scripts create external Oracle tables from flat file feeds and load data into the Oracle Retail Merchandising database.

File Format

In the table definitions that follow, the File Format columns Field Name, Data Type, and Max Length define the structure of the source file.

Note: Data files must be in UNIX file format and encoded as UTF-8. If a caret-M (^M) can be seen when the file is viewed in a UNIX session, it indicates that the file is in a DOS or Windows format and will cause errors when data is loaded.

Character fields cannot contain carriage returns, because the load process will process a carriage return as an indication of a new record.

External Oracle Table Definition

In the table definitions that follow, the External Oracle Table Definition columns Field Name and Data Type (including length) define the physical external table.

Department—DC_DEPS Table

File name: DC_DEPS.DAT

Table create SQL script: DBC_CREATE_DEPS_TAB.SQL

External Oracle table created: DC_DEPS

This table is used to load the RMS DEPS and the RPM RPM_DEPT_AGGREGATION tables.

Suggested post-loading validation (sequence after dc_load_merch.ksh):

- Ensure that DEPS.DEPT is unique.
- Ensure that DEPS.GROUP_NO is a valid GROUPS.GROUP_NO.
- Ensure DEPS.BUYER (if not NULL) is a valid BUYER.BUYER.
- Ensure DEPS.MERCH (if not NULL) is a valid MERCHANT.MERCH.
- Capture the counts from DEPS and RPM_DEPT_AGGREGATION and compare to flat file DC_DEPS.DAT to ensure that all rows are loaded.

File Format					External Oracle Table Definition	
Field Name	Data Type	Max Length	Req'd	Description	Field Name	Data Type
MERCH_HIER_4	Integer	4	Y	Unique identifier of the merchandise hierarchy level 4.	DEPT	NUMBER(4)
MERCH_HIER_4_DESC	Alpha-numeric	120	Y	Description of the merchandise hierarchy level 4.	DEPT_NAME	VARCHAR2(120)
BUYER	Integer	4	N	Buyer for this merchandise hierarchy level 4. Valid values are from the BUYER field in the BUYER table in RMS.	BUYER	NUMBER(4)
MERCHANDISER	Integer	4	N	Merchandiser for this merchandise hierarchy level 4. Valid values are from the MERCH column in the MERCHANT table in RMS.	MERCH	NUMBER(4)
PROFIT_CALC_TYPE	Integer	1	N	Method of accounting for the stock ledger. Valid values are: 1 - Direct cost 2 - Retail inventory If no value is specified in the flat file, the default value is taken from the MERCH_HIER_4_PROFIT_CALC_TYPE field in the DC_MERCH_DEFAULTS file.	PROFIT_CALC_TYPE	NUMBER(1)

File Format					External Oracle Table Definition	
MERCHANDISE_ TYPE	Integer	1	N	Type of merchandise in this merchandise hierarchy level 4. Valid values are: 0 - Normal merchandise 1 - Consignment stock 2 - Concession items If no value is specified in the flat file, the default value is taken from the MERCH_HIER_4_ PURCHASE_ TYPE field in the DC_MERCH_ DEFAULTS file.	PURCHASE_ TYPE	NUMBER(1)
MERCH_HIER_3	Integer	4	Y	Identifier of the merchandise hierarchy level 3 of which merchandise hierarchy level 4 is a member. Valid values are in the GROUP_NO field in the GROUPS table in RMS.	GROUP_NO	NUMBER(4)
MERCH_HIER_4_ MRKUP_PCT	Numeric	12,4	N	Budgeted intake or markup percentage. The intake percentage, which is the percent of total take that is income, and the markup percent are calculated from this percent base on the value given as the MARKUP_CALC_ TYPE. If no value is specified in the flat file, the default value is taken from the MARKUP_PCT field in the DC_MERCH_ DEFAULTS file.	MRKUP_PCT	NUMBER(12,4)
TOTAL_ MARKET_ AMT	Numeric	24,4	N	Total market amount expected for this merchandise hierarchy level 4. Optional.	TOTAL_ MARKET_ AMT	NUMBER(24,4)

File Format					External Oracle Table Definition	
MARKUP_CALC_TYPE	Alpha-numeric	2	N	<p>How markup is calculated for this merchandise hierarchy level 4. Valid values are:</p> <p>C - Cost R - Retail</p> <p>If no value is specified in the flat file, the default value is taken from the MERCH_HIER_4_MARKUP_CALC_TYPE field in the DC_MERCH_DEFAULTS file.</p>	MARKUP_CALC_TYPE	VARCHAR2(2)
OTB_CALC_TYPE	Alpha-numeric	1	N	<p>How open to buy is calculated for this merchandise hierarchy level 4. Valid values are:</p> <p>C - Cost R - Retail</p> <p>If no value is specified in the flat file, the default value is taken from the MERCH_HIER_4_OTB_CALC_TYPE field in the DC_MERCH_DEFAULTS file.</p>	OTB_CALC_TYPE	VARCHAR2(1)

File Format					External Oracle Table Definition	
MAX_AVG_COUNTER	Integer	5	N	<p>Maximum count of days with acceptable data to include in projected sales for items within the merchandise hierarchy 4.</p> <p>This provides a way to weight the existing sales value in the IF_RPM_SMOOTHED_AVG table against new values received. The purpose of this table is to populate projected sales in RPM.</p> <p>If the item has a relatively minimal seasonal swing, this value can be set higher, so that the value will remain stable and take many anomalies to move the value. If the item has a relatively strong seasonal swing, the counter should be set to a lower number, so that the value is more easily moved to reflect a trend or seasonal shift.</p> <p>Required if RPM is used. Default value is 1.</p>	MAX_AVG_COUNTER	NUMBER(5)
AVG_TOLERANCE_PCT	Numeric	12,4	N	<p>Tolerance percentage used in averaging sales for items. Used to determine if a sales amount received falls within a reasonable range to be considered in the calculation. Values that fall outside the range are considered outliers and are capped at the high or low of the range. This is used by ReSA to populate the IF_RPM_SMOOTHED_AVG table. The purpose of this table is to populate projected sales in RPM.</p> <p>This value sets up a range for appropriate data. The value should be entered as a whole integer; for example, 70 represents 70%.</p> <p>Required if RPM is used. Default value is 1.</p>	AVG_TOLERANCE_PCT	NUMBER(12,4)

File Format					External Oracle Table Definition	
VAT_IN_RETAIL	Alpha-numeric	1	N	Whether retail is held with or without VAT. If VAT is not turned on in RMS, then this value should be 'N'. If no value is specified in the flat file, the default value is taken from the MERCH_HIER_4_VAT_IN_RETAIL field in the DC_MERCH_DEFAULTS file.	DEPT_VAT_INCL_IND	VARCHAR2(1)
VAT_REGION	Integer	4	Y*	Unique identifier of VAT region. VAT region is determined by the VAT authority. This value should tie to a value from the DC_VAT_REGION.DAT file. * This field is required when VAT is turned on in RMS.	VAT_REGION	NUMBER(4)
VAT_TYPE	Alpha-numeric	1	Y*	Whether the VAT rate is used for purchasing (Cost), selling (Retail), or both. Valid values are from the 'VTP' code type: 'C', 'R', or 'B'. * This field is required when VAT is turned on in RMS.	VAT_TYPE	VARCHAR2(1)
VAT_CODE	Alphanu- meric	6	Y*	Unique identifier of value added tax code. Valid values are: S - Standard C - Composite Z - Zero E - Exempt This value should correspond to a value from the dc_vat_codes.dat file. * This field is required when VAT is turned on in RMS.	VAT_CODE	VARCHAR2(6)
LOWEST_STRATEGY_LEVEL	Integer	6	N	Lowest level at which a strategy can be defined. Valid values are: 0 - Merchandise hierarchy 4 1 - Merchandise hierarchy 5 2 - Merchandise hierarchy 6 If no value is specified in the flat file, the default value is 0.	LOWEST_STRATEGY_LEVEL	NUMBER(6)

File Format					External Oracle Table Definition	
WORKSHEET_ LEVEL	Integer	6	N	Which merchandise hierarchy level is used to build worksheets for pricing strategies in RPM. This value should be at or above the value in the LOWEST_STRATEGY_LEVEL. Valid values are: 0 - Merchandise hierarchy 4 1 - Merchandise hierarchy 5 2 - Merchandise hierarchy 6 If no value is specified in the flat file, the default value is 0.	WORKSHEET_ LEVEL	NUMBER(6)
HISTORICAL_ SALES_PERIOD	Integer	6		Which period is used by the merchandise extract to RPM when extracting historical sales. Valid values are: 0 - Week 1 - Month 2 - Half year 3 - Year If no value is specified in the flat file, the default value is 0.	HISTORICAL_ SALES_LEVEL	NUMBER(6)
REGULAR_ SALES_IND	Integer	6	N	Whether regular price sales are included as part of the historical sales extracted by the merchandise extract to RPM. Valid values are: 0 - Do not include 1 - Include If no value is specified in the flat file, the default value is 0.	REGULAR_ SALES_IND	NUMBER(6)
CLEARANCE_ SALES_IND	Integer	6	N	Whether clearance price sales are included as part of the historical sales extracted by the merchandise extract to RPM. Valid values are: 0 - Do not include 1 - Include If no value is specified in the flat file, the default value is 0.	CLEARANCE_ SALES_IND	NUMBER(6)

File Format					External Oracle Table Definition	
PROMOTIONAL_SALES_IND	Integer	6	N	Whether promotional price sales are included as part of the historical sales extracted by the merchandise extract to RPM. Valid values are: 0 - Do not include 1 - Include If no value is specified in the flat file, the default value is 0.	PROMOTIONAL_SALES_IND	NUMBER(6)
INCLUDE_WH_ON_HAND	Integer	6	N	Indicator used by the merchandise extract to RPM to determine whether to include the warehouse on hand quantity when calculating sell thru and price change impact. If no value is specified in the flat file, the default value is 0.	INCLUDE_WH_ON_HAND	NUMBER(6)
INCLUDE_WH_ON_ORDER	Integer	6	N	Indicator used by the merchandise extract to RPM to determine whether to include the warehouse on order quantity when calculating the total on order quantity. If no value is specified in the flat file, the default value is 0.	INCLUDE_WH_ON_ORDER	NUMBER(6)
PRICE_CHANGE_AMOUNT_CALC_TYPE	Integer	6	N	Calculation method for the price change amount column on the Worksheet and Worksheet status screens. Valid values are: 0 - Current-New 1 - New-Current If no value is specified in the flat file, the default value is 0.	PRICE_CHANGE_AMOUNT_CALC_TYPE	NUMBER(6)
RETAIL_CHG_HIGHLIGHT_DAYS	Integer	4	N	Defines a window of recent price changes. The worksheet will highlight past price changes that fall within this window of time.	RETAIL_CHG_HIGHLIGHT_DAYS	NUMBER(4)
COST_CHG_HIGHLIGHT_DAYS	Integer	4	N	Defines a window of recent cost changes. The worksheet will highlight past cost changes that fall within this window of time.	COST_CHG_HIGHLIGHT_DAYS	NUMBER(4)

File Format					External Oracle Table Definition	
PEND_COST_ CHG_WINDOW_ DAYS	Integer	4	N	How many days forward the worksheet will look to find upcoming cost changes.	PEND_COST_ CHG_ WINDOW_ DAYS	NUMBER(4)
PEND_COST_ CHG_ HIGHLIGHT_ DAYS	Integer	4	N	Defines a window of upcoming cost changes. The worksheet will highlight upcoming cost changes that fall within this window of time.	PEND_COST_ CHG_ HIGHLIGHT_ DAYS	NUMBER(4)

Merchandise Hierarchy Defaults—DC_MERCH_DEFAULTS Table

File name: DC_MERCH_DEFAULTS.DAT

Table create SQL script: DBC_CREATE_MERCH_DEFAULTS_TAB.SQL

External Oracle table created: DC_MERCH_DEFAULTS

The purpose of this table is a place to indicate more system-wide defaults.

DEFAULT_ALL_MERCH_HIER_5 and 6 are used to default class or subclass values (create only one class or subclass per department or class). If DEFAULT_CLASS is 'Y', only one class and subclass is inserted per department. If DEFAULT_SUBCLASS is 'Y', one subclass is inserted for each class. If defaulting is used, the corresponding DC_SUBCLASS.DAT and DC_CLASS.DAT (if applicable) files are assumed to be empty.

File Format					External Oracle Table Definition	
Field Name	Data Type	Max Length	Req'd	Description	Field Name	Data Type
DEFAULT_MERCH_HIER_5	Alpha-numeric	1	Y	Whether to default the merchandise hierarchy levels 5 and 6 (RMS class and subclass) records based on each merchandise hierarchy level 4 (RMS department). Valid values are Y and N.	DEFAULT_CLASS	VARCHAR2(1)
DEFAULT_MERCH_HIER_6	Alpha-numeric	1	Y	Whether to default the merchandise hierarchy level 6 (RMS subclass) records. If DEFAULT_MERCH_HIER_5 (RMS class) is Yes, then it is assumed that MERCH_HIER_6 values will be defaulted as well. Valid values are Y and N.	DEFAULT_SUBCLASS	VARCHAR2(1)
MERCH_HIER_4_PROFIT_CALC_TYPE	Integer	1	Y	Default value to be used for all MERCH_HIER_4 records that do not have a profit calc type value specified. Valid values are: 1 - Direct cost 2 - Retail inventory	DEPT_PROFIT_CALC_TYPE	NUMBER
MERCH_HIER_4_PURCHASE_TYPE	Integer	1	N	Purchase type default value for MERCH_HIER_4 records that do not have a merchandise type value specified. Valid values are: 0 - Normal merchandise 1 - Consignment stock 2 - Concession items	DEPT_PURCHASE_TYPE	NUMBER

File Format					External Oracle Table Definition	
MERCH_HIER_4_MRKUP_PCT	Integer	12,4	Y	Whether the field specifies the intake or markup is determined by the value of the DC_DEPS.MARKUP_CALC_TYPE field. A value of R indicates that this field specifies the budgeted intake, which is synonymous with markup percent of retail. A value of C indicates that this field specifies the budgeted markup, which is synonymous with markup percent of cost. If no value is specified in the flat file, the default value is taken from the MARKUP_PCT field in the DC_MERCH_DEFAULTS file.	DEPT_MRKUP_PCT	NUMBER
MERCH_HIER_4_MARKUP_CALC_TYPE	Alpha-numeric	2	Y	Whether the markup calculation type should be Cost or Retail for MERCH_HIER_4 records. Valid values are: C - Cost R - Retail	DEPT_MARKUP_CALC_TYPE	VARCHAR2
MERCH_HIER_4_OTB_CALC_TYPE	Alpha-numeric	1	Y	Whether the open to buy (OTB) calculation type should be Cost or Retail for MERCH_HIER_4 records. Valid values are: C - Cost R - Retail	DEPT_OTB_CALC_TYPE	VARCHAR2
MERCH_HIER_4_VAT_IN_RETAIL	Alpha-numeric	1	Y	Whether retail is held with VAT in the MERCH_HIER_4 level. If VAT is not turned on in RMS, this value should be N.	DEPT_VAT_INCL_IND	VARCHAR2(1)
MERCH_HIER_5_VAT_IN_RETAIL	Alpha-numeric	1	Y	Whether retail is held with VAT in the MERCH_HIER_5 level. If VAT is not turned on in RMS, this value should be N.	CLASS_VAT_INCL_IND	VARCHAR2(1)

Class—DC_CLASS Table

File name: DC_CLASS.DAT

Table create SQL script: DBC_CREATE_CLASS_TAB.SQL

External Oracle table created: DC_CLASS

Suggested post-loading validation (sequence after dc_load_merch.ksh):

- Ensure that the CLASS.DEPT/CLASS.CLASS combination is unique.
- Ensure that CLASS.DEPT is a valid DEPS.DEPT.
- Capture the count from CLASS and compare to flat file DC_CLASS.DAT to ensure that all rows are loaded.

File Format					External Oracle Table Definition	
Field Name	Data Type	Max Length	Req'd	Description	Field Name	Data Type
MERCH_HIER_4	Integer	4	Y	Identifier of the merchandise hierarchy level 4 of which merchandise hierarchy level 5 is a member. Valid values are in the DEPT field in the DEPS table.	DEPT	NUMBER(4)
MERCH_HIER_5	Integer	4	Y	Unique identifier of the merchandise hierarchy level 5.	CLASS	NUMBER(4)
MERCH_HIER_5_NAME	Alpha-numeric	120	Y	Description of the merchandise hierarchy level 5.	CLASS_NAME	VARCHAR2(120)
VAT_IN_RETAIL	Alpha-numeric	1	N	Whether retail is held with VAT. If VAT is not turned on in RMS, this value should be 'N'. If no value is specified in the flat file, the value is defaulted from the MERCH_HIER_5_VAT_IN_RETAIL field in the DC_MERCH_DEFAULTS file.	CLASS_VAT_IND	VARCHAR2(1)

Subclass—DC_SUBCLASS Table

File name: DC_SUBCLASS.DAT

Table create SQL script: DBC_CREATE_SUBCLASS_TAB.SQL

External Oracle table created: DC_SUBCLASS

Suggested post-loading validation (sequence after dc_load_merch.ksh):

- Ensure that the SUBCLASS.DEPT/SUBCLASS.CLASS/SUBCLASS.SUBCLASS combination is unique.
- Ensure that the SUBCLASS..DEPT/SUBCLASS.CLASS combination exists in CLASS.
- Capture the count from SUBCLASS and compare to flat file DC_SUBCLASS.DAT to ensure that all rows are loaded.

File Format					External Oracle Table Definition	
Field Name	Data Type	Max Length	Req'd	Description	Field Name	Data Type
MERCH_HIER_4	Integer	4	Y	Identifier of the merchandise hierarchy level 4 of which merchandise hierarchy level 6 is a member. Valid values are in the DEPT field in the DEPS table.	DEPT	NUMBER(4)
MERCH_HIER_5	Integer	4	Y	Identifier of the merchandise hierarchy level 5 of which merchandise hierarchy level 6 is a member. Valid values are in the CLASS field in the CLASS table.	CLASS	NUMBER(4)
MERCH_HIER_6	Integer	4	Y	Unique identifier of the merchandise hierarchy level 6.	SUBCLASS	NUMBER(4)
MERCH_HIER_6_NAME	Alpha-numeric	120	Y	Description of the merchandise hierarchy level 6.	SUBCLASS_NAME	VARCHAR2(120)

VAT Departments—DC_VAT_DEPS Table

File name: DC_VAT_DEPS.DAT

Table create SQL script: DBC_CREATE_VAT_DEPS.SQL

External Oracle table created: DC_VAT_DEPS

Suggested post-loading validation (sequence after dc_load_merch.ksh):

- Ensure that every VAT_DEPS.VAT_REGION/VAT_DEPS.DEPT / VAT_DEPS.VAT_TYPE combination is unique.
- Ensure that VAT_DEPS.VAT_REGION is a valid VAT_REGION.VAT_REGION.
- Ensure VAT_DEPS.DEPT is a valid DEPS.DEPT.
- Ensure VAT_DEPS.VAT_CODE is a valid VAT_CODES.VAT_CODE.
- Capture the count from VAT.DEPS and compare to flat file DC_VAT_DEPS.DAT to ensure that all rows are loaded.

File Format					External Oracle Table Definition	
Field Name	Data Type	Max Length	Req'd	Description	Field Name	Data Type
MERCH_HIER_4	Integer	4	Y	Unique identifier of the merchandise hierarchy level 4.	DEPT	NUMBER(4)
VAT_REGION	Integer	4	Y *	Unique identifier of VAT region. VAT region is determined by the VAT authority. This value should correspond to a value in the DC_VAT_REGION.DAT file. * This field is required when VAT is turned on in RMS.	VAT_REGION	NUMBER(4)
VAT_TYPE	Alpha-numeric	1	Y *	Whether the VAT rate is used for purchasing (Cost), selling (Retail), or both. Valid values are from the 'VTTP' code type: 'C', 'R', or 'B'. * This field is required when VAT is turned on in RMS.	VAT_TYPE	VARCHAR2(1)
VAT_CODE	Alpha-numeric	6	Y *	Unique identifier of VAT code. Valid values include: S - Standard C - Composite Z - Zero E - Exempt Other values can also be entered. This value should correspond to a value from the DC_VAT_CODES.DAT file. * This field is required when VAT is turned on in RMS.	VAT_CODE	VARCHAR2(6)

UDA Item Defaults—DC_UDA_ITEM_DEFAULTS Table

File name: DC_UDA_ITEM_DEFAULTS.DAT

Table create SQL script: DBC_CREATE_UDA_ITEM_DEF.SQL

External Oracle table created: DC_UDA_ITEM_DEFAULTS

Suggested post-loading validation (sequence after dc_load_merch.ksh):

- Ensure that the UDA_ITEM_DEFAULTS.UDA_ID/
UDA_ITEM_DEFAULTS.SEQ_NO combination is unique.
- Ensure that UDA_ITEM_DEFAULTS.UDA_ID is a valid UDA.UDA_ID.
- Ensure that UDA_ITEM_DEFAULTS.DEPT is a valid DEPS.DEPT.
- Ensure that UDA_ITEM_DEFAULTS.DEPT/UDA_ITEM_DEFAULTS.CLASS
combination exists on CLASS (if UDA_ITEM_DEFAULTS.CLASS is not NULL).
- Ensure that UDA_ITEM_DEFAULTS.DEPT/UDA_ITEM_DEFAULTS.CLASS/
UDA_ITEM_DEFAULTS.SUBCLASS combination exists on SUBCLASS (if
UDA_ITEM_DEFAULTS.SUBCLASS is not NULL).
- Ensure that UDA_ITEM_DEFAULTS.UDA_ID/
UDA_ITEM_DEFAULTS.UDA_VALUE combination exists in UDA_VALUES (if
UDA_ITEM_DEFAULTS.UDA_VALUE is not NULL).
- Capture the count from UDA_ITEM_DEFAULTS and compare to flat file
DC_UDA_ITEM_DEFAULTS.DAT to ensure that all rows are loaded.

File Format					External Oracle Table Definition	
Field Name	Data Type	Max Length	Req'd	Description	Field Name	Data Type
UDA_ID	Integer	5	Y	Unique identifier of the user-defined attribute (UDA) to be defaulted. Valid values are in the UDA_ID field in the UDA table.	UDA_ID	NUMBER(5)
MERCH_HIER_4	Integer	4	Y	Merchandise hierarchy level 4 associated with the defaulted UDA.	DEPT	NUMBER(4)
MERCH_HIER_5	Integer	4	N	Merchandise hierarchy level 5 associated with the defaulted UDA. Optional, but required if the MERCH_HIER_6 field is populated.	CLASS	NUMBER(4)
MERCH_HIER_6	Integer	4	N	Merchandise hierarchy level 6 associated to the defaulted UDA. Optional.	SUBCLASS	NUMBER(4)
UDA_VALUE	Integer	3	Y	Only the UDA_ID DISPLAY_TYPE of LV is defaulted to the hierarchy specified; therefore, UDA_VALUE is required. Valid values are in the UDA_VALUE field in the UDA_VALUES table for the UDA_ID specified.	UDA_VALUE	NUMBER(3)

Note: If any records are in the BAD or DISCARD file, the RMS table must be truncated and the entire file must be rerun. No new records within a sequence group can be added to the RMS table through the scripts.

DC_LOAD_MERCH.KSH Segment Wrapper / Load Script

This ksh script is called by the master script dc_load_main.ksh and serves two purposes:

1. It calls the create table scripts to create external Oracle tables.
2. It calls the load data script to insert data from external Oracle tables to RMS tables.

The script can be configured to create the tables and load data, or just load data at run time. The create table scripts are called only if a parameter option (-c) is passed from the command line. By default (without the option -c), this script loads the data.

The dc_load_merch.ksh script utilizes a common library file and configuration file. The library file contains functions common across all segment wrapper scripts. The configuration file defines the directories used by the data conversion scripts.

For a specific function to process the load, the script checks a status file. If the data file is valid, one unique status file (*.status) is generated per function, if it does not yet exist, to signal that a load has started. If the file already exists, the script skips the load and writes a message to the log file. For the data file to be valid, it must satisfy these requirements:

- It must exist in the data directory defined in the common configuration file
- It must allow read access.
- It must contain information (have a size greater than 0).

The next topics describe the load functions that are included in the load script.

LOAD_DEPS

This function contains a PL/SQL block that selects from the DC_DEPS external table and inserts the data to the RMS DEPS table. The following table defines the default values in the RMS table if no information is provided in the data file (external table field values are NULL or not defined).

If the DC_MERCH_DEFAULTS.DEFAULT_CLASS_IND is 'Y', only one class and subclass are inserted for each department. The DC_DEPS and DC_MERCH_DEFAULT tables are used to insert into the RMS CLASS and SUBCLASS tables. The ID and name fields are the same as department for all classes and subclasses.

The function returns a Boolean value.

DC_DEPS to DEPS Column Defaults

Field Name (RMS Table)	Default Value	Comments
PROFIT_CALC_TYPE	DC_MERCH_DEFAULTS. DEPT_PROFIT_CALC_TYPE	If DC_DEPS.PROFIT_CALC_TYPE is NULL, use the value from the MERCH_DEFAULTS table.
PURCHASE_TYPE	NVL (SYSTEM.DEFAULTS. DEPT_PURCHASE_TYPE, 0)	If DC_DEPS.PURCHASE_TYPE is NULL, use the value from the MERCH_DEFAULTS table. If that is NULL, then default to 0.

Field Name (RMS Table)	Default Value	Comments
BUD_INT	DC_MERCH_DEFAULTS. DEPT_BUD_INT	If DC_DEPS.MARKUP_CALC_TYPE is 'R', use DC_DEPS.MRKUP_PCT to populate the DEPS.BUD_INT RMS field. If DC_DEPS.MRKUP_PCT is NULL, use MERCH_DEFAULTS.DEPT_MRKUP_PCT to populate DEPS.BUD_INT. If DC_DEPS.MARKUP_CALC_TYPE is 'C', populate the DEPS.BUD_INT RMS field using the following equation: BUD_INT = round(DC_DEPS.MRKUP_PCT * 100/DC_DEPS.MRKUP_PCT + 100), 4)
BUD_MKUP	DC_MERCH_DEFAULTS. DEPT_BUD_MKUP	If DC_DEPS.MARKUP_CALC_TYPE is 'C', use DC_DEPS.MRKUP_PCT to populate the DEPS.BUD_MKUP RMS field. If DC_DEPS.MRKUP_PCT is NULL, use MERCH_DEFAULTS.DEPT_MRKUP_PCT to populate DEPS.BUD_MKUP. If DC_DEPS.MARKUP_CALC_TYPE is 'R', populate the DEPS.BUD_MKUP RMS field using the following equation: BUD_MKUP = round(DC_DEPS.MRKUP_PCT * 100 / (100 - DC_DEPS.MRKUP_PCT), 4)
MARKUP_CALC_TYPE	DC_MERCH_DEFAULTS. DEPT_MARKUP_CALC_TYPE	If DC_DEPS.MARKUP_CALC_TYPE is NULL, use the value from the MERCH_DEFAULTS table.
OTB_CALC_TYPE	DC_MERCH_DEFAULTS. DEPT_OTB_CALC_TYPE	If DC_DEPS.OTB_CALC_TYPE is NULL, use the value from the MERCH_DEFAULTS table.
DEPT_VAT_INCL_IND	DC_MERCH_DEFAULTS. DEPT_VAT_INCL_IND	If DC_DEPS.DEPT_VAT_INCL_IND is NULL, use the value from the MERCH_DEFAULTS table.

Required files to load: dc_merch_defaults.dat, dc_deps.dat

LOAD_CLASS

This function contains a PL/SQL block that selects from the DC_CLASS external table and inserts the data to the RMS CLASS and possibly SUBCLASS tables.

Note: This load will not run if the subclasses are defaulted in the LOAD_DEPS table (that is, no dc_class.dat file exists). The dc_load_merch.ksh script determines whether to run this function when the dc_class.dat file does not exist. The script first gets the indicators from the DC_MERCH_DEFAULTS table. If the DEFAULT_CLASS indicator is not set to 'Y', the records from DC_CLASS are loaded into the RMS CLASS table. If the DEFAULT_SUBCLASS indicator is set to 'Y', only one subclass is inserted for each class. The subclass ID defaults to the class ID value.

The following table defines the default value in the RMS table if no information is provided in the data file (external table field values are NULL or not defined).

The function returns a Boolean value.

DC_CLASS to CLASS Column Defaults

Field Name (RMS Table)	Default Value	Comments
CLASS_VAT_INCL_IND	SYSTEM_DEFAULTS. CLASS_VAT_INCL_IND	If DC_CLASS. CLASS_VAT_INCL_IND is NULL, use the value from MERCH_DEFAULTS.

Required files to load: dc_merch_defaults.dat, dc_class.dat

LOAD_SUBCLASS

This function contains a PL/SQL block that selects from the DC_SUBCLASS external table and inserts the data to the RMS SUBCLASS.

Note: This load will not be run if the subclasses are defaulted in the LOAD_DEPS or LOAD_CLASSES functions (that is, no dc_subclass.dat file). The dc_load_merch.ksh script will determine whether to run/not run this function. The script first gets the indicators from the DC_MERCH_DEFAULTS table. If the DEFAULT_SUBCLASS indicator is not set to 'Y', the function selects from DC_SUBCLASS and inserts into the RMS SUBCLASS table.

The function returns a Boolean value.

Required files to load: dc_merch_defaults.dat, dc_subclass.dat

LOAD_STOCK_LEDGER_INS

This function creates records in the RMS STOCK_LEDGER_INSERTS table for every new department and subclass loaded. The function performs an insert/select from the DC_DEPS and DC_SUBCLASS tables to insert the appropriate information (with type_code 'D' or 'B', respectively) into the STOCK_LEDGER_INSERTS table.

The function returns a Boolean value.

Required files to load: dc_deps.dat, dc_subclass.dat

LOAD_VAT_DEPS

This function selects data from the DC_VAT_DEPS table and inserts the records into the RMS VAT_DEPS table, if the system options vat_ind is set to Y. All the columns from the external Oracle table defined above map directly to the RMS table.

The function returns a Boolean value.

Required file to load: dc_vat_deps.dat

LOAD_UA_ITEM_DEF

This function contains a PL/SQL block that selects from the DC_UA_ITEM_DEFAULTS external table and inserts the data to the RMS UDA_ITEM_DEFAULTS table. All the columns from the external Oracle table defined above map directly to the RMS table. The following table defines the default value in the RMS table if no information is provided in the data file (external table field values are NULL or not defined).

The function returns a Boolean value.

DC_UA_ITEM_DEFAULTS to UDA_ITEM_DEFAULTS Column Defaults

Field Name (RMS Table)	Default Value	Comments
SEQ_NO	SEQ_NO + 1	Based on dept(class(subclass)). Use analytic function.
HIERARCHY_VALUE	1,2 or 3	If subclass is not NULL then 3; if class is not NULL then 2; if dept is not NULL then 1.
REQUIRED_IND	N	Value defaults to N if the file value is empty.

Required file to load: dc_uda_item_defaults.dat

LOAD_RPM_DEPT_AGGREGATION

This function selects data from the DC_DEPS table and inserts the records into the RPM_DEPT_AGGREGATION table. The following table defines the default values in the RMS table if no information is provided in the data file (external table field values are NULL or not defined).

The function returns a Boolean value.

DC_DEPS to RPM_DEPT_AGGREGATION Column Defaults

Field Name (RMS Table)	Default Value	Comments
DEPT_AGGREGATION_ID	Generated SEQ_NO	
LOWEST_STRATEGY_LEVEL	0	Value defaults to 0 if the file value is empty.
WORKSHEET_LEVEL	0	Value defaults to 0 if the file value is empty.
HISTORICAL_SALES_LEVEL	0	Value defaults to 0 if the file value is empty.
REGULAR_SALES_IND	0	Value defaults to 0 if the file value is empty.
CLEARANCE_SALES_IND	0	Value defaults to 0 if the file value is empty.
PROMOTIONAL_SALES_IND	0	Value defaults to 0 if the file value is empty.
INCLUDE_WH_ON_HAND	0	Value defaults to 0 if the file value is empty.
INCLUDE_WH_ON_ORDER	0	Value defaults to 0 if the file value is empty.

Field Name (RMS Table)	Default Value	Comments
PRICE_CHANGE_AMOUNT_CALC_TYPE	0	Value defaults to 0 if the file value is empty.

Required file to load: dc_deps.dat

Post-Loading Requirements

After using the data conversion toolset for this functional area, there are additional tables that must be loaded manually before you proceed with data conversion for subsequent functional areas, because of data dependencies.

Manual data loading can be done online through Merchandising applications (RMS, RPM), or scripts can be created. Manual data loading is not included as part of this data conversion toolset. Check with your database administrator to determine the best approach for your data conversion needs.

The following are **required** tables that require manual data loading:

- RPM_MERCH_RETAIL_DEF
- HIERARCHY_PERMISSION (Retail Security Manager [RSM] table)

Additionally, all department UDA defaults must be set up manually where UDA_ITEM_DEFAULTS.REQUIRED_IND = 'Y'.

Organizational Hierarchy

Organizational hierarchy data conversion is described in two sections in this chapter, and data must be loaded in this order:

- Warehouse
- Store

Prerequisites

Before you begin using the data conversion toolset for Organizational Hierarchy, you must complete data conversion for the following functional areas:

- Core
- Merchandise Hierarchy

There are tables that must be loaded manually, because of data dependencies for auto-loading within this functional area. Manual data loading can be done online through Merchandising applications (RMS, RPM), or scripts can be created. Manual data loading is not included as part of this data conversion toolset. Check with your database administrator to determine the best approach for your data conversion needs.

The following **required** tables must be loaded manually:

- CHAIN
- AREA

Warehouse

This section describes data conversion for the following RMS tables, listed in the order that they must be loaded:

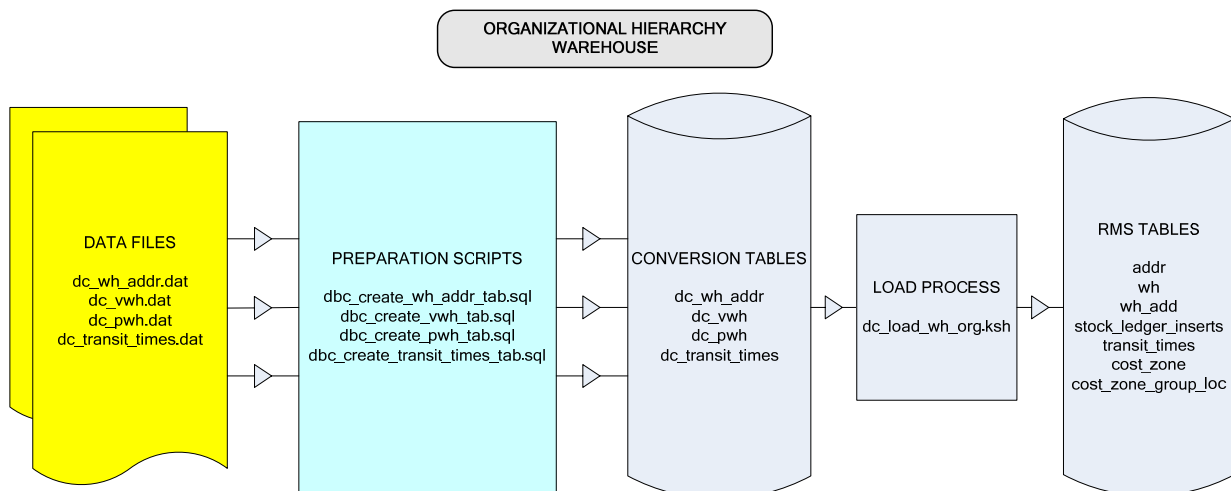
- ADDR
- WH
- WH_ADD
- STOCK_LEDGER_INSERTS
- TRANSIT_TIMES (applicable to both store and warehouses)
- COST_ZONE
- COST_ZONE_GROUP_LOC

The following programs are included in this functional area:

- Main wrapper script `dc_load_main.ksh`
This main script is used across all functional areas to call segment load scripts. Refer to Chapter 2 for details.
- Segment load script `dc_load_wh_org.ksh`
This wrapper calls the external Oracle table create and load scripts listed below.
- External Oracle table create scripts:
 - `dbc_create_wh_addr_tab.sql`
 - `dbc_create_vwh_tab.sql`
 - `dbc_create_pwh_tab.sql`
 - `dbc_create_transit_times_tab.sql`

Data Flow

The following diagram shows the data flow for the Organizational Hierarchy Warehouse functional area:



File Format and External Oracle Tables

The following topics describe the flat file formats that must be created with data from the legacy system. These files must be formatted based on definitions provided before data can be loaded. The data fields for each flat file must be created in the order listed.

The `dc_wh_org.ksh` script calls each of the SQL scripts in a specific order. The SQL scripts create external Oracle tables from flat file feeds and load data into the Oracle Retail Merchandising database.

File Format

In the table definitions that follow, the File Format columns Field Name, Data Type, and Max Length define the structure of the source file.

Note: Data files must be in UNIX file format and encoded as UTF-8. If a caret-M (^M) can be seen when the file is viewed in a UNIX session, it indicates that the file is in a DOS or Windows format and will cause errors when data is loaded.

Character fields cannot contain carriage returns, because the load process will process a carriage return as an indication of a new record.

External Oracle Table Definition

In the table definitions that follow, the External Oracle Table Definition columns Field Name and Data Type (including length) define the physical external table.

DC_WH_ADDR Table

File name: DC_WH_ADDR.DAT

Table create SQL script: DBC_CREATE_WH_ADDR_TAB.SQL

External Oracle table created: DC_WH_ADDR

Suggested post-loading validation (sequence after dc_load_wh_org.ksh):

- Ensure that ADDR.KEY_VALUE_1 is a valid WH.WH. If SYSTEM_OPTION.MULTICHANNEL_IND = 'Y', ensure that WH.STOCKHOLDING_IND = 'N'.
- Ensure that ADDR.STATE is a valid STATE.STATE.
- Ensure that ADDR.COUNTRY_ID is a valid COUNTRY.COUNTRY_ID.
- Capture counts from ADDR where ADDR.MODULE = 'WH' and compare to flat file DC_WH_ADDR.DAT to ensure that all rows are loaded.

File Format					External Oracle Table Definition	
Field Name	Data Type	Max Length	Req'd	Description	Field Name	Data Type
WAREHOUSE_ID	Alpha-numeric	20	Y	Primary identifier for the warehouse for which the address record applies. In a multi-channel environment, only the physical warehouse should contain address records, so this field will contain physical warehouse IDs.	KEY_VALUE_1	VARCHAR2(20)
ADDR_TYPE	Alpha-numeric	2	Y	Type of address for this warehouse. Valid values are: 01 - Business 02 - Postal 03 - Returns 04 - Order 05 - Invoice 06 - Remittance Additional address types can be defined in the RMS ADD_TYPE table. The required address types for a warehouse are definable in the RMS ADD_TYPE_MODULE table, where MODULE='WH'.	ADDR_TYPE	VARCHAR2(2)
PRIMARY_ADDR_IND	Alpha-numeric	1	Y	Whether this address is the primary for the warehouse and address type. Valid values are 'Y' (primary) and 'N' (non-primary).	PRIMARY_ADDR_IND	VARCHAR2(1)

File Format					External Oracle Table Definition	
CONTACT_NAME	Alpha-numeric	120	N	Name of the primary contact person at this warehouse address.	CONTACT_NAME	VARCHAR2(120)
CONTACT_PHONE	Alpha-numeric	20	N	Phone number of the contact person at this warehouse address.	CONTACT_PHONE	VARCHAR2(20)
CONTACT_FAX	Alpha-numeric	20	N	Fax number of this warehouse address.	CONTACT_FAX	VARCHAR2(20)
CONTACT_EMAIL	Alpha-numeric	100	N	E-mail address of the contact person at this warehouse address.	CONTACT_EMAIL	VARCHAR2(100)
CONTACT_TELEX	Alpha-numeric	20	N	Telex number of the contact person at this warehouse address.	CONTACT_TELEX	VARCHAR2(20)
ADDR_LINE_1	Alpha-numeric	240	Y	First line of the address of this warehouse and address type.	ADD_1	VARCHAR2(240)
ADDR_LINE_3	Alpha-numeric	240	N	Second line of the address of this warehouse and address type.	ADD_2	VARCHAR2(240)
ADDR_LINE_2	Alpha-numeric	240	N	Third line of the address of this warehouse and address type.	ADD_3	VARCHAR2(240)
CITY	Alpha-numeric	120	Y	City of this address of the warehouse and address type.	CITY	VARCHAR2(120)
COUNTY	Alpha-numeric	250	N	County of the address of this warehouse and address type.	COUNTY	VARCHAR2(250)
STATE	Alpha-numeric	3	N	State of the address of this warehouse and address type. Values in this column must exist in the RMS STATE table.	STATE	VARCHAR2(3)
POSTAL_CODE	Alpha-numeric	30	N	Postal code (for example, ZIP code) of the address for this warehouse and address type.	POST	VARCHAR2(30)
COUNTRY_ID	Alpha-numeric	3	Y	Country code of the address of this warehouse and address type. Values in this column must exist in the RMS COUNTRIES table.	COUNTRY_ID	VARCHAR2(3)

DC_PWH Table

File name: **DC_PWH.DAT**

Table create SQL script: **DBC_CREATE_PWH_TAB.SQL**

External Oracle table created: **DC_PWH**

Suggested post-loading validation (sequence after dc_load_wh_org.ksh):

- Ensure that WH.WH is unique.
- If WH.ORG_HIER_TYPE has a value of 1, ensure that WH.ORG_HIER_VALUE is a valid COMPHEAD.COMPANY.
- If WH.ORG_HIER_TYPE has a value of 10, ensure that WH.ORG_HIER_VALUE is a valid CHAIN.CHAIN.
- If WH.ORG_HIER_TYPE has a value of 20, ensure that WH.ORG_HIER_VALUE is a valid AREA.AREA.
- If WH.ORG_HIER_TYPE has a value of 30, ensure that WH.ORG_HIER_VALUE is a valid REGION.REGION.
- If WH.ORG_HIER_TYPE has a value of 40, ensure that WH.ORG_HIER_VALUE is a valid DISTRICT.DISTRICT.
- If WH.ORG_HIER_TYPE has a value of 50, ensure that WH.ORG_HIER_VALUE is a valid STORE.STORE (move to after running storeadd.pc).
- If SYSTEM_OPTION.MULTICHANNEL_IND = 'Y' and WH.STOCKHOLDING_IND = 'Y', ensure that WH.CHANNEL_ID is a valid CHANNELS.CHANNEL_ID.
- Ensure that WH.VAT_REGION is a valid VAT_REGION.VAT_REGION if SYSTEM_OPTIONS.VAT_IND = 'Y' and WH.STOCKHOLDING_IND = 'Y'.
- Ensure that WH.CURRENCY_CODE is a valid CURRENCIES.CURRENCY_CODE.
- If SYSTEM_OPTION.MULTICHANNEL_IND = 'Y' and WH.STOCKHOLDING_IND = 'N', ensure that WH.PRIMARY_VWH is a valid WH.WH with WH.STOCKHOLDING_IND = 'Y'.
- Ensure that WH.ORG_UNIT_ID (if not NULL) is a valid ORG_UNIT.ORG_UNIT_ID.
- Ensure that WH.TSF_ENTITY_ID is a valid TSF_ENTITY.TSF_ENTITY_ID if SYSTEM_OPTIONS.INTERCOMPANY_TRANSFER_IND = 'Y' and WH.STOCKHOLDING_IND = 'Y'.
- If SYSTEM_OPTION.MULTICHANNEL_IND = 'Y', capture counts from WH where WH.STOCKHOLDING_IND = 'N' and compare to flat file DC_PWH.DAT to ensure that all rows are loaded.
- If SYSTEM_OPTION.MULTICHANNEL_IND = 'N', capture counts from WH and compare to flat file DC_PWH.DAT to ensure that all rows are loaded.

File Format					External Oracle Table Definition	
Field Name	Data Type	Max Length	Req'd	Description	Field Name	Data Type
WAREHOUSE_ID	Integer	10	Y	Unique identifier of the warehouse being defined. In a multi-channel environment, this contains the physical warehouse ID. In a single-channel environment, there is no distinction between physical and virtual warehouses. This value must be unique across all warehouses (physical and virtual) and stores.	WH	NUMBER(10)
WAREHOUSE_NAME	Alpha-numeric	150	Y	Name of the warehouse being defined.	WH_NAME	VARCHAR2(150)
PRIMARY_VIRTUAL_WH_ID	Integer	10	N	(Applicable only in a multi-channel environment. Required in a multi-channel environment.) Identifier of the primary virtual warehouse within this physical warehouse. The value must be a valid virtual warehouse loaded in the VWH file that exists within this physical warehouse. The primary VWH is used throughout RMS in various transactions for which only a physical warehouse has been specified.	PRIMARY_VWH	NUMBER(10)
CURRENCY_CODE	Alpha-numeric	3	Y	Currency in which all cost and retail values for this warehouse will be represented. Valid values must exist in the RMS CURRENCIES table.	CURRENCY_CODE	VARCHAR2(3)
BREAK_PACK_IND	Alpha-numeric	1	N	Whether this warehouse is capable of distributing less than the supplier case quantity (supplier pack size). Valid values are 'Y' and 'N'.	BREAK_PACK_IND	VARCHAR2(1)

File Format					External Oracle Table Definition	
REDIST_WH_IND	Alpha-numeric	1	N	Whether this warehouse is considered a redistribution warehouse, which is a dummy warehouse usable for creating purchase orders in advance of knowing the final order to locations. This flag is only used by the RMS Order Redistribution report, as a query criterion for displaying POs that require redistribution to the final locations. Valid values are 'Y' and 'N'.	REDIST_WH_IND	VARCHAR2(1)
DELIVERY_POLICY	Alpha-numeric	6	Y	Warehouse delivery policy for shipments from the warehouse. Valid values are: NEXT - Next day NDD - Next delivery day NEXT indicates that deliveries are made on the next warehouse open day. NDD indicates that deliveries are made only on scheduled days.	DELIVERY_POLICY	VARCHAR2(6)
FORECAST_WH_IND	Alpha-numeric	1	N	Whether this warehouse is forecastable. Value values are 'Y' and 'N'. Only warehouses with a value of 'Y' will be visible to the forecasting tool (RDF). In a multi-channel environment, this parameter only needs to be defined for virtual warehouses, so that it can be passed as NULL for the physical warehouse.	FORECAST_WH_IND	VARCHAR2(1)
REPL_IND	Alpha-numeric	1	N	Whether this warehouse can be used to replenish other locations. Valid values are 'Y' and 'N'. 'Y' indicates that inventory from this warehouse can be used to replenish other locations. In a multi-channel environment, this parameter only needs to be defined for virtual warehouses, so that it can be passed as NULL for the physical warehouse.	REPL_IND	VARCHAR2(1)

File Format					External Oracle Table Definition	
REPL_WH_LINK	Integer	10	N	Replenishable warehouse that is linked to this virtual warehouse. This link implies that the virtual warehouse is included in the net inventory calculations for the replenishable warehouse. This field is should only be definable in a single-channel environment and where the value in the repl_ind field is 'N'.	REPL_WH_IND	NUMBER(10)
IB_IND	Alpha-numeric	1	N	Whether the warehouse is an investment buy warehouse.	IB_IND	VARCHAR2(1)
IB_WH_LINK	Integer	10	N	Investment buy warehouse that is linked to the virtual warehouse. This link implies that the virtual warehouse is included in the net inventory calculations for the investment buy warehouse. This field should only contain a value when the IB_IND is 'N'.	IB_WH_LINK	NUMBER(10)
AUTO_IB_CLEAR	Alpha-numeric	1	N	Indicates whether the investment buy inventory should be automatically transferred to the turn (replenishable) warehouse when an order is received by the turn warehouse. Valid values are 'Y' and 'N'.	AUTO_IB_CLEAR	VARCHAR2(1)
INBOUND_HANDLING_DAYS	Integer	2	Y	Number of days that the warehouse requires to receive any item and get it to the shelf so that it is ready to pick. Valid value is a number from 0 to 99.	INBOUND_HANDLING_DAYS	NUMBER(2)
WH_NAME_SECONDARY	Alpha-numeric	150	N	Secondary description of the warehouse. This value is used to support multi-language, where the primary description may contain characters not easily sortable.	WH_NAME_SECONDARY	VARCHAR2(150)
EMAIL	Alpha-numeric	100	N	Primary e-mail for the warehouse.	EMAIL	VARCHAR2(100)

File Format				External Oracle Table Definition		
VAT_REGION	Integer	4	N	Required when VAT_IND in SYSTEM_OPTIONS is 'Y'. Contains the warehouse VAT region, used by RMS to determine the VAT rates applicable at this location.	VAT_REGION	NUMBER(4)
ORG_HIER_TYPE	Integer	4	N	For reporting purposes, this field, along with the ORG_HIER_VALUE field, can be used to define a level and value of the organizational hierarchy with which this warehouse is associated. This field defines the level of the organizational hierarchy defined in the ORG_HIER_VALUE field. Valid values are: 1 - Company 10 - Chain 20 - Area 30 - Region 40 - District 50 - Store	ORG_HIER_TYPE	NUMBER(4)
ORG_HIER_VALUE	Integer	10	N	(See ORG_HIER_TYPE description.) ID of the organizational hierarchy value as defined by the ORG_HIER_TYPE. For example, if the ORG_HIER_TYPE is 20 (area), this field should contain a valid area ID.	ORG_HIER_VALUE	NUMBER(10)
DUNS_LOC	Alpha-numeric	4	N	Dun and Bradstreet number used to identify the warehouse location. This is reference-only data.	DUNS_LOC	VARCHAR2(4)
DUNS_NUMBER	Alpha-numeric	9	N	Dun and Bradstreet number used to identify the warehouse. This is reference-only data.	DUNS_NUMBER	VARCHAR2(9)
ORG_UNIT_ID	Numeric	15	N	Unique identifier for the Oracle Organizational ID.	ORG_UNIT_ID	NUMBER(15)

DC_VWH Table

File name: **DC_VWH.DAT**

This VWH.DAT file contains the virtual warehouse locations details for each physical warehouse. This file is to be created and loaded into RMS only when multi-channel functionality is enabled (SYSTEM_OPTIONS.MULTICHANNEL_IND = 'Y'). Otherwise, this file is not necessary, and only the DC_PWH.DAT file is required.

Table create SQL script: **DBC_CREATE_VWH_TAB.SQL**

External Oracle table created: **DC_VWH**

Suggested post-loading validation (sequence after dc_load_wh_org.ksh):

- If SYSTEM_OPTION.MULTICHANNEL_IND = 'Y', ensure that WH.PHYSICAL_WH is a valid WH.WH with WH.STOCKHOLDING_IND = 'N'.
- If SYSTEM_OPTION.MULTICHANNEL_IND = 'Y', capture counts from WH where WH.STOCKHOLDING_IND = 'Y' and compare to flat file DC_VWH.DAT to ensure that all rows are loaded.

File Format					External Oracle Table Definition	
Field Name	Data Type	Max Length	Req'd	Description	Field Name	Data Type
VIRTUAL_WH_ID	Integer	10	Y	Unique identifier for the virtual warehouse. This value must be unique across all warehouses (physical and virtual) and stores.	WH	NUMBER(10)
VIRTUAL_WH_NAME	Alpha-numeric	150	Y	Name for the virtual warehouse being defined.	WH_NAME	VARCHAR2(150)
PHYSICAL_WAREHOUSE_ID	Integer	10	Y	ID of the physical warehouse in which this virtual warehouse resides. To be valid, the physical warehouse must already exist in RMS and be loaded separately from the physical warehouse file.	PHYSICAL_WH	NUMBER(10)

File Format					External Oracle Table Definition	
RESTRICTED_ IND	Alpha- numeric	1	N	Indicator used to restrict virtual warehouses from receiving stock during an inbound type transaction (such as positive SOH inventory adjustment, PO over-receipt), when stock needs to be prorated across virtual warehouses within a physical warehouse, because a virtual warehouse in the physical warehouse has not been identified for the transaction. The indicator restricts the virtual warehouse from receiving stock unless all valid virtual warehouses determined by the system are restricted; then the stock will be distributed across those restricted virtual warehouses. This indicator is used only in a multi-channel environment. It is always set to 'N' in a single-channel environment.	RESTRICTED_ IND	VARCHAR2(1)
PROTECTED_ IND	Alpha- numeric	1	N	Whether the virtual warehouse is affected last in transactions where inventory is removed, or affected first in short-shipment type transactions where inventory is being added. The indicator is used in any outbound or inventory removal type transactions (such as returns to vendor [RTV], negative stock on hand [SOH] inventory adjustments), when the system has to distribute the transaction quantity across virtual warehouses within a physical warehouse for one of these reasons: <ul style="list-style-type: none"> ▪ A virtual warehouse has not been specified or could not be derived. ▪ A virtual warehouse does not have enough stock to cover the transaction quantity, and stock needs to be pulled from other virtual warehouses within the physical warehouse. The indicator is also used for inbound type transactions where there is some sort of short-shipment (for example, a	PROTECTED_ IND	VARCHAR2(1)

File Format					External Oracle Table Definition	
				short-shipment for a PO). The indicator determines which virtual warehouses have their order quantity fulfilled first with the receipt quantity. Note that this indicator does not guarantee that stock will not be pulled from the virtual warehouse; it is only used to ensure that the virtual warehouse is affected last.		
FORECAST_WH_IND	Alpha-numeric	1	N	Whether this warehouse is forecastable. Value values are Y and N. Only warehouses with a value of Y will be visible to the forecasting tool (RDF).	FORECAST_WH_IND	VARCHAR2(1)
REPL_IND	Alpha-numeric	1	N	Whether this warehouse can be used to replenish other locations. Valid values are 'Y' and 'N'. 'Y' indicates that inventory from this warehouse can be used to replenish other locations.	REPL_IND	VARCHAR2(1)
REPL_WH_LINK	Integer	10	N	Replenishable warehouse that is linked to this virtual warehouse. This link implies that the virtual warehouse is included in the net inventory calculations for the replenishable warehouse.	REPL_WH_LINK	NUMBER(10)
IB_IND	Alpha-numeric	1	N	Whether the warehouse is an investment buy warehouse.	IB_IND	VARCHAR2(1)
IB_WH_LINK	Integer	10	N	Investment buy warehouse that is linked to the virtual warehouse. This link implies that the virtual warehouse is included in the net inventory calculations for the investment buy warehouse. This field should only contain a value when the IB_IND is equal to N.	IB_WH_LINK	NUMBER(10)
AUTO_IB_CLEAR	Alpha-numeric	1	N	Indicates whether the investment buy inventory should be automatically transferred to the turn (replenishable) warehouse when an order is received by the turn warehouse. Valid values are Y and N.	AUTO_IB_CLEAR	VARCHAR2(1)

File Format					External Oracle Table Definition	
FINISHER_IND	Alpha-numeric	1	N	Whether the virtual warehouse performs finishing. Valid values are 'Y' and 'N'. Each channel must have at least one virtual warehouse that is not a finisher location (FINISHER_IND=N).	FINISHER_IND	VARCHAR2(1)
WH_NAME_SECONDARY	Alpha-numeric	150	N	Secondary description of the warehouse. This value is used to support multi-language, where the primary description may contain characters not easily sortable.	WH_NAME_SECONDARY	VARCHAR2(150)
CHANNEL_ID	Integer	4	Y	Channel to which this virtual warehouse is assigned. Within a given physical warehouse, each virtual warehouse must belong to a different channel. Valid channel IDs must exist in RMS and should be defined before warehouses are created.	CHANNEL_ID	NUMBER(4)
TSF_ENTITY_ID	Integer	10	N	Legal entity to which this virtual warehouse belongs. This field is only required when the system is operating with multiple legal entities. Valid values must exist in the RMS tsf_entity table prior to loading warehouses.	TSF_ENTITY_ID	NUMBER(10)
ORG_UNIT_ID	Numeric	15	N	Unique identifier for the Oracle Organizational ID.	ORG_UNIT_ID	NUMBER(15)

DC_TRANSIT_TIMES Table

File name: DC_TRANSIT_TIMES.DAT

Table create SQL script: DBC_CREATE_TRANSIT_TIMES_TAB.SQL

External Oracle table created: DC_TRANSIT_TIMES

Note: Although the RMS TRANSIT_TIMES table is loaded as part of warehouse functionality, the origin field may contain Store or Warehouse. Similarly, the destination field may contain Store or Warehouse.

Suggested post-load validation (sequence after dc_load_wh_org.ksh):

- Ensure that TRANSIT_TIMES.TRANSIT_TIMES_ID is unique.
- Ensure that TRANSIT_TIMES.DEPT is a valid DEPS.DEPT.
- Ensure that TRANSIT_TIMES.DEPT/TRANSIT_TIMES.CLASS combination exists on CLASS (if TRANSIT_TIMES.CLASS is not NULL).
- Ensure that TRANSIT_TIMES.DEPT/TRANSIT_TIMES.CLASS/TRANSIT_TIMES.SUBCLASS combination exists on SUBCLASS (if TRANSIT_TIMES.SUBCLASS is not NULL).
- If SYSTEM_OPTION.MULTICHANNEL_IND = 'Y', ensure that TRANSIT_TIMES.DESTINATION is a valid WH.WH, where WH.STOCKHOLDING_IND = 'N' when TRANSIT_TIMES.DESTINATION_TYPE = 'WH'.
- If SYSTEM_OPTION.MULTICHANNEL_IND = 'N', ensure that TRANSIT_TIMES.DESTINATION is a valid WH.WH when TRANSIT_TIMES.DESTINATION_TYPE = 'WH'.
- Capture the count from TRANSIT_TIMES and compare to flat file DC_TRANSIT_TIMES.DAT to ensure that all rows are loaded.

File Format					External Oracle Table Definition	
Field Name	Data Type	Max Length	Req'd	Description	Field Name	Data Type
TRANSIT_TIMES_ID	Integer	10	Y	Unique identifier of the record. This value can be sequence generated but must be unique per record loaded.	TRANSIT_TIMES_ID	NUMBER(10)
MERCH_HIER_4	Integer	4	Y	Identifier of the 4th level (from the top down) of the merchandise hierarchy (department in the base configuration) to which the transit times record applies.	DEPT	NUMBER(4)
ORIGIN	Integer	10	Y	Identifier of the supplier or location from which a shipment would originate. The identifier is a supplier ID, or a location ID with location ID type, depending on the value specified in the origin_type field.	ORIGIN	NUMBER(10)

File Format					External Oracle Table Definition	
DESTINATION	Integer	10	Y	Identifier of the location from which a shipment would be destined. The identifier is a store ID or a warehouse ID, depending on the value specified in the destination_type field.	DESTINATION	NUMBER(10)
ORIGIN_TYPE	Alpha-numeric	2	Y	Identifier of the type of value specified in the origin field. Valid values are: ST - Stores WH - Warehouses SU - Suppliers	ORIGIN_TYPE	VARCHAR2(2)
DESTINATION_TYPE	Alpha-numeric	2	Y	Identifier of the type of value specified in the DESTINATION field. Valid values are: ST - Stores WH - Warehouses	DESTINATION_TYPE	VARCHAR2(2)
TRANSIT_TIME	Integer	4	Y	Number of days it takes for a shipment from the origin location or supplier to arrive at the destination location. This value must be expressed in terms of a whole number of days.	TRANSIT_TIME	NUMBER(4)
MERCH_HIER_5	Integer	4	N	Identifier of the 5th level (from the top down) of the merchandise hierarchy (class in the base configuration) to which the transit times record applies. Specifying a value in this field is optional, except when a value is provided in the MERCH_HIER_6 field. If a value is not specified in this field, the records are applicable to all items that fall under the 4th level of the merchandise hierarchy. A value should be specified in this field when the transit days vary across items under the 5th level of the merchandise hierarchy.	CLASS	NUMBER(4)

File Format					External Oracle Table Definition	
MERCH_HIER_6	Integer	4	N	Identifier of the 6th level (from the top down) of the merchandise hierarchy (subclass in the base configuration) to which the transit times record applies. Specifying a value in this field is optional. If a value is not specified in this field, the records are applicable to all items that fall under the 4th (or 5th when populated) level of the merchandise hierarchy. A value should be specified in this field when the transit days vary across items under the 6th level of the merchandise hierarchy.	SUBCLASS	NUMBER(4)

DC_LOAD_WH_ORG.KSH Segment Wrapper / Load Script

This ksh script is called by the master script dc_load_main.ksh and serves two purposes:

1. It calls the create table scripts to create external Oracle tables.
2. It calls the load data script to insert data from external Oracle tables to RMS tables.

The script can be configured to create the tables and load data, or just load data at run time. The create table scripts are called only if a parameter option (-c) is passed from the command line. By default (without the option -c), this script loads the data.

The dc_load_wh_org.ksh script utilizes a common library file and configuration file. The library file contains functions common across all segment wrapper scripts. The configuration file defines the directories used by the data conversion scripts.

For a specific function to process the load, the script checks a status file. If the data file is valid, one unique status file (*.status) is generated per function, if it does not yet exist, to signal that a load has started. If the file already exists, the script skips the load and writes a message to the log file. For the data file to be valid, it must satisfy these requirements:

- It must exist in the data directory defined in the common configuration file
- It must allow read access.
- It must contain information (have a size greater than 0).

The next topics describe the load functions that are included in the load script.

LOAD_WH_ADDR

This function contains a PL/SQL block that selects from the DC_WH_ADDR external table and inserts the data to the RMS ADDR table.

The table below defines the default values in the RMS table if no information is provided in the data file (external table field values are NULL or not defined).

The function returns a Boolean value.

DC_WH_ADDR to ADDR Column Defaults

Column Name (RMS Table)	Default Value	Comments
ADDR_KEY	System-generated	Use ADDR sequence
MODULE	WH	
SEQ_NO	1	
PUBLISH_IND	N	

Required file to load: dc_wh_addr.dat

LOAD_WH

This function serves several purposes:

- It inserts data into the WH table by selecting all columns from the DC_VWH and DC_PWH external tables, or both, and uses the defaults specified below for the columns that are not in the DC_PWH or DC_VWH tables, or that are NULL in the external tables.
Both DC_VWH and DC_PWH tables are considered for loading data only when SYSTEM_OPTIONS.MULTICHANNEL_IND = 'Y'. Otherwise, only data from the DC_PWH table is loaded.
- It inserts data into the WH_ADD table. There are four total columns to be populated. It populates the WH_ADD pricing location with the warehouse ID (virtual warehouse ID when multi-channel is on) and the PRICING_LOC_CURR with the warehouse CURRENCY_CODE.
- It inserts data into the STOCK_LEDGER_INSERTS table. If SYSTEM_OPTIONS.MULTICHANNEL_IND = 'Y', it inserts the virtual warehouse number. Otherwise, it inserts the physical warehouse number.

Note:

- When multi-channel is not enabled, there is only one file for DC_PWH data (DC_PWH.DAT). This function populates the WH, WH_ADD, and STOCK_LEDGER_INSERTS tables accordingly.
- When multi-channel is enabled, there are two files for DC_PWH and DC_VWH data (DC_PWH.DAT and DC_VWH.DAT). Each physical warehouse (PWH) may have one or more virtual warehouses (VWH), so there can be one-to-many mappings between DC_PWH and DC_VWH tables. Data from both the DC_PWH and DC_VWH tables is used to insert physical warehouse records into the WH table first; then all related virtual warehouse records are inserted into the WH table. For inserts into the WH_ADD and STOCK_LEDGER_INSERTS tables, only virtual warehouse data is used.

The following table defines the default values in the RMS table if no information is provided in the data file (external table field values are NULL or not defined).

The function returns a Boolean value.

DC_PWH to WH, WH_ADD, STOCK_LEDGER_INSERTS Column Defaults

Column Name (RMS Table)	Default Value	Comments
RESTRICTED_IND	N	
PROTECTED_IND	N	
BREAK_PACK_IND	Y	If NULL
REDIST_WH_IND	Y	If NULL
FORECAST_WH_IND	Y	If NULL
REPL_IND		If multichannel = Y, then override file value with 'N'; otherwise, default to 'Y'
IB_IND	N	
STOCKHOLDING_IND		N if multi-channel, Y if not multi-channel
AUTO_IB_CLEAR	N	
FINISHER_IND	N	This can only be 'Yes' for virtual warehouses in a multi-channel environment, so always set it to 'N'
PHYSICAL_WH		WAREHOUSE_ID

DC_VWH to WH, WH_ADD, STOCK_LEDGER_INSERTS Column Defaults

Column Name (RMS Table)	Default Value	Comments
STOCKHOLDING_IND	Y	
REDIST_WH_IND	N	If NULL
PROTECTED_IND	N	If NULL
FORECAST_WH_IND	Y	If NULL
REPL_IND	N	If NULL
IB_IND	N	If NULL
AUTO_IB_CLEAR	N	If NULL
FINISHER_IND	N	WAREHOUSE_ID
VAT_REGION		From physical warehouse
CURRENCY_CODE		From physical warehouse
ORG_HIER_TYPE		From physical warehouse
ORG_HIER_VALUE		From physical warehouse
DELIVERY_POLICY		From physical warehouse
EMAIL		From physical warehouse
DUNS_NUMBER		From physical warehouse

Column Name (RMS Table)	Default Value	Comments
DUNS_LOC		From physical warehouse
INBOUND_HANDLING_DAYS		From physical warehouse
BREAK_PACK_IND		From physical warehouse
REDIST_WH_IND		From physical warehouse

Required files to load: dc_pwh.dat, dc_vwh.dat

LOAD_TRANSIT_TIMES

This function contains a PL/SQL block that selects from the DC_TRANSIT_TIMES external table and inserts the data to the RMS TRANSIT_TIMES table.

Required file to load: dc_transit_times.dat

INSERT_COST_ZONE_LOCS

This function inserts data into the COST_ZONE and COST_ZONE_GROUP_LOC tables for the 'L' cost level ZONE_GROUP_ID, by selecting all columns from the DC_PWH external table. First it retrieves the ZONE_GROUP_ID for the 'L' cost_level from the COST_ZONE_GROUP table; then it uses this ZONE_GROUP_ID to insert records for all the physical warehouses in the DC_PWH external table into the COST_ZONE and COST_ZONE_GROUP_LOC tables. The columns in these tables map to the DC_PWH table as follows:

- zone_ID = wh
- location = wh
- description = wh_name
- loc_type = 'W'
- base_cost_ind = 'N'

The same insert is performed in the COST_ZONE_GROUP_LOC table for virtual warehouses, if the SYSTEM_OPTIONS multichannel_ind is set to 'Y'. In this insert, the values are retrieved from the DC_VWH table, and the zone_id is set to the physical_wh column value.

Required file to load: dc_pwh.dat, dc_vwh.dat (if multi-channel is active)

Store

This section describes data conversion for the following RMS tables, listed in the order that they must be loaded:

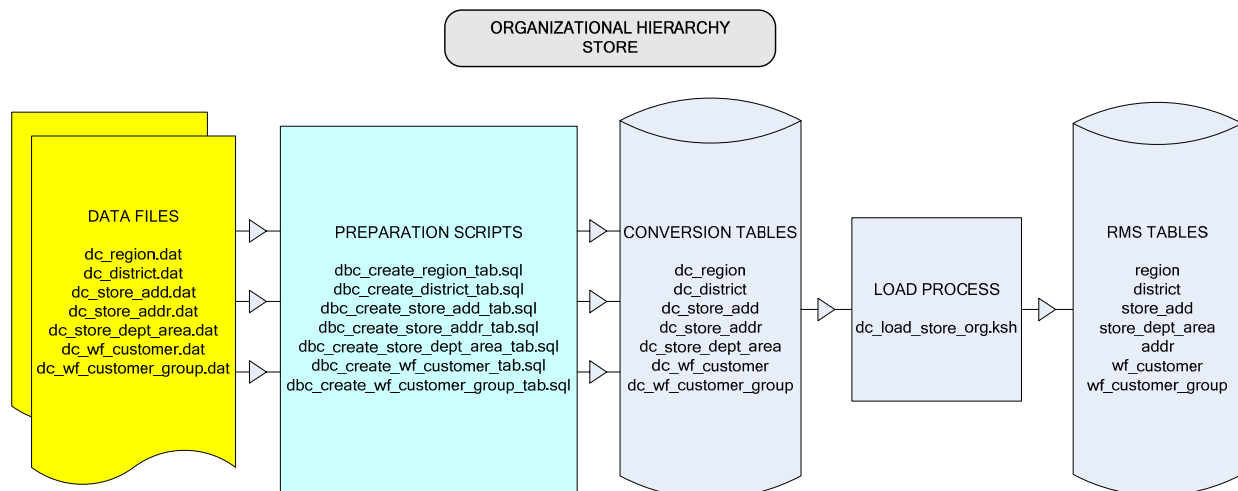
- REGION
- DISTRICT
- STORE_ADD
- STORE_DEPT_AREA
- ADDR
- WF_CUSTOMER
- WF_CUSTOMER_GROUP

The following programs are included in this functional area:

- Main wrapper script `dc_load_main.ksh`
This main script is used across all functional areas to call segment load scripts. Refer to Chapter 2 for details.
- Segment load script `dc_load_store_org.ksh`
This wrapper calls the external Oracle table create and load scripts listed below.
- External Oracle table create scripts:
 - `dbc_create_region_tab.sql`
 - `dbc_create_district_tab.sql`
 - `dbc_create_store_add_tab.sql`
 - `dbc_create_store_addr_tab.sql`
 - `dbc_create_store_dept_area.sql`
 - `dbc_create_wf_customer_tab.sql`
 - `dbc_create_wf_customer_group_tab.sql`

Data Flow

The following diagram shows the data flow for the Organizational Hierarchy Store functional area:



File Format and External Oracle Tables

The following topics describe the flat file formats that must be created with data from the legacy system. These files must be formatted based on definitions provided before data can be loaded. The data fields for each flat file must be created in the order listed.

The `dc_load_store_org.ksh` script calls each of the SQL scripts in a specific order. The SQL scripts create external Oracle tables from flat file feeds and load data into the Oracle Retail Merchandising database.

File Format

In the table definitions that follow, the File Format columns Field Name, Data Type, and Max Length define the structure of the source file.

Note: Data files must be in UNIX file format and encoded as UTF-8. If a caret-M (^M) can be seen when the file is viewed in a UNIX session, it indicates that the file is in a DOS or Windows format and will cause errors when data is loaded.

Character fields cannot contain carriage returns, because the load process will process a carriage return as an indication of a new record.

External Oracle Table Definition

In the table definitions that follow, the External Oracle Table Definition columns Field Name and Data Type (including length) define the physical external table.

DC_REGION Table

File name: `DC_REGION.DAT`

Table create SQL script: `DBC_CREATE_REGION_TAB.SQL`

External Oracle table created: `DC_REGION`

Suggested post-loading validation (sequence after `dc_load_store_org.ksh`):

- Ensure that `REGION.REGION` is unique.
- Ensure that `REGION.AREA` is a valid `AREA.AREA`.
- Ensure that `REGION.CURRENCY_CODE` (if not NULL) is a valid `CURRENCIES.CURRENCY_CODE`.
- Capture the count from `REGION` and compare to flat file `DC_REGION.DAT` to ensure that all rows are loaded.

File Format					External Oracle Table Definition	
Field Name	Data Type	Max Length	Req'd	Description	Field Name	Data Type
REGION	Integer	10	Y	Unique ID for the region.	REGION	NUMBER(10)
REGION_NAME	Alpha-numeric	120	Y	Name of the region.	REGION_NAME	VARCHAR2(120)
AREA	Integer	10	Y	ID of the area in which the region falls.	AREA	NUMBER(10)

File Format					External Oracle Table Definition	
MGR_NAME	Alpha-numeric	120	N	Name of the region manager.	MGR_NAME	VARCHAR2(120)
CURRENCY_CODE	Alpha-numeric	3	N	Currency under which the region operates. Valid values are in the RMS CURRENCIES table.	CURRENCY_CODE	VARCHAR2(3)

DC_DISTRICT Table

File name: **DC_DISTRICT.DAT**

Table create SQL script: **DBC_CREATE_DISTRICT_TAB.SQL**

External Oracle table created: **DC_DISTRICT**

Suggested post-load validation (sequence after dc_load_store_org.ksh):

- Ensure that DISTRICT.DISTRICT is unique.
- Ensure that DISTRICT.REGION is a valid REGION.REGION.
- Ensure that DISTRICT.CURRENCY_CODE (if not NULL) is a valid CURRENCIES.CURRENCY_CODE.
- Capture the count from DISTRICT and compare to flat file DC_DISTRICT.DAT to ensure that all rows are loaded.

File Format					External Oracle Table Definition	
Field Name	Data Type	Max Length	Req'd	Description	Field Name	Data Type
DISTRICT	Integer	10	Y	Unique ID for the organization district.	DISTRICT	NUMBER(10)
DISTRICT_NAME	Alpha-numeric	120	Y	Name of the district.	DISTRICT_NAME	VARCHAR2(120)
REGION	Integer	10	Y	Unique ID for the region under which the district falls.	REGION	NUMBER(10)
MGR_NAME	Alpha-numeric	120	N	Name of the district manager.	MGR_NAME	VARCHAR2(120)
CURRENCY_CODE	Alpha-numeric	3	N	Currency under which the district operates. Valid values are in the RMS CURRENCIES table.	CURRENCY_CODE	VARCHAR2(3)

DC_STORE_ADDR Table

File name: DC_STORE_ADDR.DAT

Table create SQL script: DBC_CREATE_STORE_ADDR_TAB.SQL

External Oracle table created: DC_STORE_ADDR

Suggested post-loading validation (sequence after dc_load_store_org.ksh):

- Ensure that ADDR.KEY_VALUE_1 is a valid STORE.ADD.STORE.
- Ensure that ADDR.STATE is a valid STATE.STATE.
- Ensure that ADDR.COUNTRY_ID is a valid COUNTRY.COUNTRY_ID.
- Capture the count from ADDR where ADDR.MODULE = 'ST' and compare to flat file DC_STORE_ADDR.DAT to ensure that all rows are loaded.

File Format					External Oracle Table Definition	
Field Name	Data Type	Max Length	Req'd	Description	Field Name	Data Type
STORE_ID	Alpha-numeric	20	Y	Store ID for the address.	KEY_VALUE_1	VARCHAR2(20)
ADDR_TYPE	Alpha-numeric	2	Y	Type of address for this store. Valid values are: 01 - Business 02 - Postal 03 - Returns 04 - Order 05 - Invoice 06 - Remittance Additional address types can be defined in the RMS ADD_TYPE table. The required address types for a store are definable in the RMS ADD_TYPE_MODULE table, where MODULE = ST for company stores and WFST for wholesale/franchise stores.	ADDR_TYPE	VARCHAR2(2)
PRIMARY_ADDR_IND	Alpha-numeric	1	Y	Whether this is the primary address for the address type.	PRIMARY_ADDR_IND	VARCHAR2(1)
CONTACT_NAME	Alpha-numeric	120	N	Name of the contact at this address.	CONTACT_NAME	VARCHAR2(120)
CONTACT_PHONE	Alpha-numeric	20	N	Phone number of the contact at the address.	CONTACT_PHONE	VARCHAR2(20)
CONTACT_FAX	Alpha-numeric	20	N	Fax number of the contact at the address.	CONTACT_FAX	VARCHAR2(20)
CONTACT_EMAIL	Alpha-numeric	100	N	E-mail of the contact at the address.	CONTACT_EMAIL	VARCHAR2(100)
CONTACT_TELEX	Alpha-numeric	20	N	Telex number of the contact at the address.	CONTACT_TELEX	VARCHAR2(20)

File Format					External Oracle Table Definition	
ADDR_LINE_1	Alpha-numeric	240	Y	First line of the address.	ADD_1	VARCHAR2(240)
ADDR_LINE_2	Alpha-numeric	240	N	Second line of the address.	ADD_2	VARCHAR2(240)
ADDR_LINE_3	Alpha-numeric	240	N	Third line of the address.	ADD_3	VARCHAR2(240)
CITY	Alpha-numeric	120	Y	City of the address.	CITY	VARCHAR2(120)
COUNTY	Alpha-numeric	250	N	County in which the city is located.	COUNTY	VARCHAR2(250)
STATE	Alpha-numeric	3	N	State in which the city is located.	STATE	VARCHAR2(3)
POSTAL_CODE	Alpha-numeric	30	N	ZIP code of the address.	POST	VARCHAR2(30)
COUNTRY_ID	Alpha-numeric	3	Y	Country ID. Valid values are in the RMS COUNTRY table.	COUNTRY_ID	VARCHAR2(3)

DC_STORE_ADD Table

File name: **DC_STORE_ADD.DAT**

Table create SQL script: **DBC_CREATE_STORE_ADD_TAB.SQL**

External Oracle table created: **DC_STORE_ADD**

Suggested post-loading validation (sequence after dc_load_store_org.ksh):

- Ensure that STORE_ADD.STORE is unique and does not exist on STORE.
- If SYSTEM_OPTION.MULTICHANNEL_IND = 'Y', ensure that STORE_ADD.CHANNEL_ID is a valid CHANNELS.CHANNEL_ID.
- Ensure that STORE_ADD.VAT_REGION is a valid VAT_REGION.VAT_REGION, if SYSTEM_OPTIONS.VAT_IND = 'Y'.
- Ensure that STORE_ADD.TSFZONE (if not NULL) is a valid TSFZONE.TRANSFER_ZONE.
- Ensure that STORE_ADD.CURRENCY_CODE is a valid CURRENCIES.CURRENCY_CODE.
- Ensure that STORE_ADD.LANG is a valid LANG.LANG.
- Ensure that STORE_ADD.DISTRICT is a valid DISTRICT.DISTRICT.
- Ensure that STORE_ADD.DEFAULT_WH (if not NULL) is a valid WH.WH, where WH.STOCKHOLDING_IND = 'Y'.
- Ensure that STORE_ADD.ORG_UNIT_ID (if not NULL) is a valid ORG_UNIT.ORG_UNIT_ID.
- Ensure that STORE_ADD.TSF_ENTITY_ID is a valid TSF_ENTITYT.TSF_ENTITY_ID, if SYSTEM_OPTIONS.INTERCOMPANY_TRANSFER_IND = 'Y'.
- Ensure that STORE_ADD.STORE_FORMAT (if not NULL) is a valid STORE_FORMAT.STORE_FORMAT.

- Ensure that STORE_ADD.SISTER_STORE (if not NULL) is a valid STORE_ADD.STORE or a valid STORE.STORE.
- Capture the count from STORE_ADD and compare to flat file DC_STORE_ADD.DAT to ensure that all rows are loaded.

File Format					External Oracle Table Definition	
Field Name	Data Type	Max Length	Req'd	Description	Field Name	Data Type
STORE	Integer	10	Y	Unique ID of the store.	STORE	NUMBER(10)
STORE_NAME	Alpha-numeric	150	Y	Name of the store.	STORE_NAME	VARCHAR2(150)
STORE_NAME10	Alpha-numeric	10	Y	10-character abbreviation of the store name.	STORE_NAME10	VARCHAR2(10)
STORE_NAME3	Alpha-numeric	3	Y	3-character abbreviation of the store name.	STORE_NAME3	VARCHAR2(3)
STORE_CLASS	Alpha-numeric	1	Y	Code letter indicating the class of which the store is a member: A, B, C, D, or E.	STORE_CLASS	VARCHAR2(1)
STORE_MGR_NAME	Alpha-numeric	120	Y	Name of the store manager.	STORE_MGR_NAME	VARCHAR2(120)
STORE_OPEN_DATE	DATE	7	Y	Date the store opened. Date format is DDMONYYYY (for example, 02JAN2007)	STORE_OPEN_DATE	DATE(7)
STOCKHOLDING_IND	Alpha-numeric	1	N	Whether the store can hold stock, default N if the multi-channel indicator is Y or store_type = W or F (wholesale/franchise). Override to Y when multi-channel is set to N.	STOCKHOLDING_IND	VARCHAR2(1)
DISTRICT	Integer	10	Y	ID of the district in which the store is located. Must be a valid district ID.	DISTRICT	NUMBER(10)
START_ORDER_DAYS	Integer	3	Y	Days before the store open date that the store can start accepting orders.	START_ORDER_DAYS	NUMBER(3)

File Format					External Oracle Table Definition	
CURRENCY_CODE	Alpha-numeric	3	Y	Currency in which the store operates. Must be a valid currency code in the RMS CURRENCIES table.	CURRENCY_CODE	VARCHAR2(3)
LANG	Integer	6	Y	Language in which the store operates. Must be a valid language code that exists in the RMS LANG table.	LANG	NUMBER(6)
COPY_REPL_IND	Alpha-numeric	1	N	Whether the replenishment information set up for the like store will be copied (Y or N, default N).	COPY_REPL_IND	VARCHAR2(1)
TRAN_NO_GENERATED	Alpha-numeric	6	Y	Whether the transaction ID is unique by store or by store/register ('S' or 'R').	TRAN_NO_GENERATED	VARCHAR2(6)
INTEGRATED_POS_IND	Alpha-numeric	1	Y	Whether the POS at the store is integrated (Y or N).	INTEGRATED_POS_IND	VARCHAR2(1)
COPY_ACTIVITY_IND	Alpha-numeric	1	N	Whether the like store's closing date schedule should be copied in the creation of a new store based on a like store (Y or N, default N).	COPY_ACTIVITY_IND	VARCHAR2(1)
COPY_DLVRV_IND	Alpha-numeric	1	N	Whether the like store's delivery schedule should be copied in the creation of a new store based on a like store (Y or N, default N).	COPY_DLVRV_IND	VARCHAR2(1)
STORE_NAME_SECONDARY	Alpha-numeric	150	N	Secondary name of the store. This field can be populated only when SYSTEM_OPTIONS.SECONDARY_DESC_IND = Y.	STORE_NAME_SECONDARY	VARCHAR2(150)

File Format					External Oracle Table Definition	
STORE_CLOSE_DATE	DATE	7	N	Date the store closed. Date format is DDMONYYYY (for example, 02JAN2007).	STORE_CLOSE_DATE	DATE(7)
ACQUIRED_DATE	DATE	7	N	Date the store was acquired. Date format is DDMONYYYY.	ACQUIRED_DATE	DATE(7)
REMODEL_DATE	DATE	7	N	Last date the store was remodelled. Date format is DDMONYYYY.	REMODEL_DATE	DATE(7)
FAX_NUMBER	Alpha-numeric	20	N	Fax number of the contact at the store.	FAX_NUMBER	VARCHAR2(20)
PHONE_NUMBER	Alpha-numeric	20	N	Phone number of the store.	PHONE_NUMBER	VARCHAR2(20)
EMAIL	Alpha-numeric	100	N	E-mail of the contact at the store.	EMAIL	VARCHAR2(100)
TOTAL_SQUARE_FT	Integer	8	N	Total square feet of the store.	TOTAL_SQUARE_FT	NUMBER(8)
SELLING_SQUARE_FT	Integer	8	N	Square feet dedicated to selling merchandise.	SELLING_SQUARE_FT	NUMBER(8)
LINEAR_DISTANCE	Integer	8	N	Total merchandise area of the store.	LINEAR_DISTANCE	NUMBER(8)
VAT_REGION	Integer	4	N	Number of the value added tax region in which this store is located. Required if SYSTEM_OPTIONS. VAT_IND = Y, even if VAT_INCLUDE_IND = N. Valid values are found in the RMS VAT_REGION table.	VAT_REGION	NUMBER(4)
VAT_INCLUDE_IND	Alpha-numeric	1	N	Whether value added tax is included in the retail prices for the store. Valid values are Y or N, default N.	VAT_INCLUDE_IND	VARCHAR2(1)

File Format					External Oracle Table Definition	
CHANNEL_ID	Integer	4	N	In a multi-channel environment, this contains the channel with which the store is associated. Valid values can be found in the CHANNELS table. This is required for a multi-channel environment; the value must be a valid channel ID.	CHANNEL_ID	NUMBER(4)
STORE_FORMAT	Integer	4	N	Number indicating the format of the store. Valid values are found in the store format table.	STORE_FORMAT	NUMBER(4)
MALL_NAME	Alpha-numeric	120	N	Name of the mall in which the store is located.	MALL_NAME	VARCHAR2(120)
TRANSFER_ZONE	Integer	4	N	Transfer zone in which the store is located. Valid values are located in the TSFZONE table.	TRANSFER_ZONE	NUMBER(4)
DEFAULT_WH	Integer	10	N	Number of the warehouse that can be used as the default for creating cross-dock masks. This determines which stores are associated with or sourced from a warehouse. It holds only virtual warehouses in a multi-channel environment. Otherwise, this field is NULL.	DEFAULT_WH	NUMBER(10)
STOP_ORDER_DAYS	Integer	3	N	Number of days before a store closing that the store will stop accepting orders. This column is used when the STORE_CLOSE_DATE is defined.	STOP_ORDER_DAYS	NUMBER(3)
DUNS_NUMBER	Alpha-numeric	9	N	Dun and Bradstreet number to identify the store.	DUNS_NUMBER	VARCHAR2(9)

File Format					External Oracle Table Definition	
DUNS_LOC	Alpha-numeric	4	N	Dun and Bradstreet number to identify the location.	DUNS_LOC	VARCHAR2(4)
SISTER_STORE	Integer	10	N	Store number used to relate the current store to the historical data of an existing store.	SISTER_STORE	NUMBER(10)
TSF_ENTITY_ID	Integer	10	N	Legal entity in which the store is located. This field is required in a multi-channel environment. Foreign key to the TSF_ENTITY table	TSF_ENTITY_ID	NUMBER(10)
ORG_UNIT_ID	Numeric	15	N	Unique identifier for the Oracle Organizational ID.	ORG_UNIT_ID	NUMBER(15)
STORE_TYPE	Alpha-numeric	6	N	Type of store. Valid values are: C – Company W – Wholesale F - Franchise	STORE_TYPE	VARCHAR2(6)
WF_CUSTOMER_ID	Integer	10	N	Unique ID of the wholesale or franchise store. This column will be null if the store_type = C.	WF_CUSTOMER_ID	NUMBER(10)
AUTO_APPROVE_ORDERS_IND	Alpha-numeric	1	N	Whether electronic orders to this store should be approved automatically if the order can be fulfilled. Valid values are Y and N.	AUTO_APPROVE_ORDERS_IND	VARCHAR2(1)

DC_STORE_DEPT_AREA Table

File name: DC_STORE_DEPT_AREA.DAT

Table create SQL script: DBC_CREATE_STORE_DEPT_AREA_TAB.SQL

External Oracle table created: DC_STORE_DEPT_AREA

Suggested post-loading validation (sequence after dc_load_store_org.ksh):

- Ensure that STORE_DEPT_AREA.STORE is a valid STORE_ADD.STORE or a valid STORE.STORE.
- Ensure that STORE_DEPT_AREA.DEPT is a valid DEPS.DEPT.
- Capture the count from STORE_DEPT_AREA and compare to flat file DC_STORE_DEPT_AREA.DAT to ensure that all rows are loaded.

File Format					External Oracle Table Definition	
Field Name	Data Type	Max Length	Req'd	Description	Field Name	Data Type
STORE	Integer	10	Y	Unique ID of the store.	STORE	NUMBER(10)
MERCH_HIER_4	Integer	4	Y	Fourth level of the merchandise hierarchy, referred to as department in the base configuration. This field must contain a valid value from the RMS DEPS table.	DEPT	NUMBER(4)
EFFECTIVE_DATE	DATE	7	Y	Date on which the area is effective for the store and hierarchy. Date format is DDMONYYYY (for example, 02JAN2007).	EFFECTIVE_DATE	DATE(7)
AREA	NUMBER	12,4	Y	Area in the store used by the hierarchy value (department).	AREA	NUMBER(12,4)

DC_WF_CUSTOMER Table

File name: DC_WF_CUSTOMER.DAT

Table create SQL script: DBC_CREATE_WF_CUSTOMER_TAB.SQL

External Oracle table created: DC_WF_CUSTOMER

File Format					External Oracle Table Definition	
Field Name	Data Type	Max Length	Req'd	Description	Field Name	Data Type
WF_CUSTOMER_ID	Integer	10	Y	Unique ID of the wholesale or franchise store.	WF_CUSTOMER_ID	NUMBER(10)
WF_CUSTOMER_NAME	Alpha-numeric	120	Y	Name of the wholesale or franchise store.	WF_CUSTOMER_NAME	VARCHAR2(120)
WF_CUSTOMER_TYPE	Alpha-numeric	6	Y	Type of customer store. Valid values are: W – Wholesale F – Franchise	WF_CUSTOMER_TYPE	VARCHAR2(6)
CREDIT_IND	Alpha-numeric	1	Y	Whether the wholesale or franchise store has good credit standing. Valid values are Y and N.	CREDIT_IND	VARCHAR2(1)
WF_CUSTOMER_GROUP_ID	Integer	10	Y	Unique ID of a customer group associated with the wholesale or franchise store.	WF_CUSTOMER_GROUP_ID	NUMBER(10)

DC_WF_CUSTOMER_GROUP Table

File name: DC_WF_CUSTOMER_GROUP.DAT

Table create SQL script: DBC_CREATE_WF_CUSTOMER_GROUP_TAB.SQL

External Oracle table created: DC_WF_CUSTOMER_GROUP

File Format					External Oracle Table Definition	
Field Name	Data Type	Max Length	Req'd	Description	Field Name	Data Type
WF_CUSTOMER_GROUP_ID	Integer	10	Y	Unique ID of the customer group.	WF_CUSTOMER_GROUP_ID	NUMBER(10)
WF_CUSTOMER_GROUP_NAME	Alpha-numeric	120	Y	Name of the customer group.	WF_CUSTOMER_GROUP_NAME	VARCHAR2(120)

DC_LOAD_STORE_ORG.KSH Segment Wrapper / Load Script

This ksh script is called by the master script `dc_load_main.ksh` and serves two purposes:

1. It calls the create table scripts to create external Oracle tables.
2. It calls the load data script to insert data from external Oracle tables to RMS tables.

The script can be configured to create the tables and load data, or just load data at run time. The create table scripts are called only if a parameter option (-c) is passed from the command line. By default (without the option -c), this script loads the data.

The `dc_load_store_org.ksh` script utilizes a common library file and configuration file. The library file contains functions common across all segment wrapper scripts. The configuration file defines the directories used by the data conversion scripts.

For a specific function to process the load, the script checks a status file. If the data file is valid, one unique status file (*.status) is generated per function, if it does not yet exist, to signal that a load has started. If the file already exists, the script skips the load and writes a message to the log file. For the data file to be valid, it must satisfy these requirements:

- It must exist in the data directory defined in the common configuration file
- It must allow read access.
- It must contain information (have a size greater than 0).

The next topics describe the load functions that are included in the load script.

LOAD_REGION

This function contains a PL/SQL block that selects from the DC_REGION external table and inserts the data to the RMS REGION table.

Required file to load: dc_region.dat

LOAD_DISTRICT

This function contains a PL/SQL block that selects from the DC_DISTRICT external table and inserts the data to the RMS DISTRICT table.

Required file to load: dc_district.dat

LOAD_STORE_ADDRESS

This function contains a PL/SQL block that selects from the DC_STORE_ADDR external table and inserts the data to the RMS ADDR table.

The table below defines the default values in the RMS table if no information is provided in the data file (external table field values are NULL or not defined).

The function returns a Boolean value.

DC_STORE_ADDR to ADDR Column Defaults

Column Name (RMS Table)	Default Value	Comments
ADDR_KEY	System-generated	
MODULE	ST	
SEQ_NO	1	
PUBLISH_IND	N	

Required file to load: dc_store_addr.dat

LOAD_STORE_ADD

This function contains a PL/SQL block that selects from the DC_STORE_ADD external table and inserts the data to the RMS STORE_ADD table.

The table below defines the default values in the RMS table if no information is provided in the data file (external table field values are NULL or not defined).

The function returns a Boolean value.

DC_STORE_ADD to STORE_ADD Column Defaults

Column Name (RMS Table)	Default Value	Comments
STOCKHOLDING_IND	Y	Defaults to N if STORE_TYPE = W or F. Otherwise, it defaults to Y when multi-channel is off. When multi-channel is on, defaults to Y when the value is NULL.
COPY_REPL_IND	N	Y or N
COPY_ACTIVITY_IND	N	Y or N
COPY_DLVR_IND	N	Y or N
VAT_INCLUDE_IND	N	Y or N
STORE_TYPE	C	If NULL.
AUTO_APPROVE_ORDERS_IND	N	If NULL.

Required file to load: dc_store_add.dat

LOAD_STORE_DEPT_AREA

This function contains a PL/SQL block that selects from the DC_STORE_DEPT_AREA external table and inserts the data to the RMS STORE_DEPT_AREA table.

Required file to load: dc_store_dept_area.dat

LOAD_WF_CUSTOMER

This function selects all columns from the DC_WF_CUSTOMER external table and inserts data into the WF_CUSTOMER table. The DC_WF_CUSTOMER external table maps exactly to the the RMS WF_CUSTOMER table.

Required file to load: dc_wf_customer.dat

LOAD_WF_CUSTOMER_GROUP

This function selects all columns from the DC_WF_CUSTOMER_GROUP external table and inserts data into the WF_CUSTOMER_GROUP table. The DC_WF_CUSTOMER_GROUP external table maps exactly to the the RMS WF_CUSTOMER_GROUP table.

Required file to load: dc_wf_customer_group.dat

Post-Loading Requirements

After using the data conversion toolset for this functional area, there are additional tables that must be loaded manually before you proceed with data conversion for subsequent functional areas, because of data dependencies.

Manual data loading can be done online through Merchandising applications (RMS, RPM), or scripts can be created. Manual data loading is not included as part of this data conversion toolset. Check with your database administrator to determine the best approach for your data conversion needs.

The following are **required** tables that require manual data loading:

- DEPT_CHRG_HEAD
- DEPT_CHRG_DETAIL
- STORE_HIERARCHY
- COST_ZONE_GROUP (zone level pricing)

Note: Location level COST_ZONE_GROUP should have been created by the seed data installation. Refer to Appendix A for more information.

- COST_ZONE
- COST_ZONE_GROUP_LOC
- RPM requirements:
 - RPM_ZONE_GROUP_TYPE
 - RPM_ZONE_GROUP
 - RPM_ZONE
 - RPM_ZONE_LOCATION

STOREADD.PC Batch

Run the storeadd.pc batch program at the end, to load store data from the RMS STORE_ADD table into RMS. When a store record is added to the RMS STORE_ADD table, the store data is accessible in the system only after the storeadd.pc batch program is run. The batch program loops through each record in the STORE_ADD table and performs all the necessary inserts into the different RMS tables. This program adds all information necessary for a new store to function properly. For details about storeadd.pc, please refer to the Oracle Retail Merchandising System Operations Guide.

WHADD.PC Batch

Run the whadd.pc batch program at the end, to load data from the RMS WH_ADD table into RMS. This batch program inserts pricing/zone information for new warehouses, virtual warehouses, and internal finishers. It reads from the WH_ADD table and inserts into the PRICE_ZONE and PRICE_ZONE_GROUP_STORE tables for each retrieved record. Successfully processed records are deleted from the WH_ADD table. For more information about the whadd.pc batch program, refer to the Oracle Retail Merchandising System Operations Guide.

Suppliers

This chapter describes data conversion for the following RMS tables, listed in the order that they must be loaded:

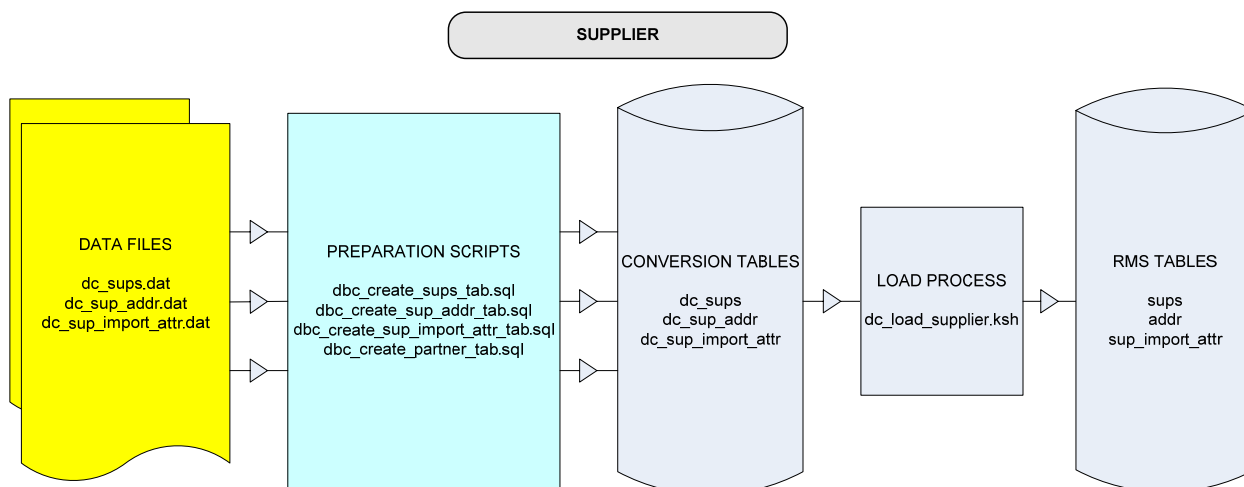
- SUPS
- ADDR (for supplier addresses)
- SUP_IMPORT_ATTR
- PARTNER

The following programs are included in the Suppliers functional area:

- Main wrapper script `dc_load_main.ksh`
- This main script is used across all functional areas to call segment load scripts. Refer to Chapter 2 for details.
- Segment load script `dc_load_supplier.ksh`
- This wrapper calls the external Oracle table create and load scripts listed below.
- External Oracle table create scripts:
 - `dbc_create_sups_tab.sql`
 - `dbc_create_sup_addr_tab.sql`
 - `dbc_create_sup_import_attr_tab.sql`
 - `dbc_create_partner_tab.sql`

Data Flow

The following diagram shows the data flow for the Suppliers functional area:



Prerequisites

Before you begin using the data conversion toolset for Suppliers, you must complete data conversion for the following functional areas:

- Core
- Merchandise Hierarchy
- Organizational Hierarchy

There are tables that must be loaded manually, because of data dependencies for auto-loading within this functional area. Manual data loading can be done online through Merchandising applications (RMS, RPM), or scripts can be created. Manual data loading is not included as part of this data conversion toolset. Check with your database administrator to determine the best approach for your data conversion needs.

The following **required** tables must be loaded manually:

- PARTNER (required types: AG=agents, BK=advising or issuing banks, FA=factory)
- OUTLOC (required types: DP=discharge ports, LP=lading ports)

File Format and External Oracle Tables

The following topics describe the flat file formats that must be created with data from the legacy system. These files must be formatted based on definitions provided before data can be loaded. The data fields for each flat file must be created in the order listed.

The `dc_load_supplier.ksh` script calls each of the SQL scripts in a specific order. The SQL scripts create external Oracle tables from flat file feeds and load data into the Oracle Retail Merchandising database.

File Format

In the table definitions that follow, the File Format columns Field Name, Data Type, and Max Length define the structure of the source file.

Note: Data files must be in UNIX file format and encoded as UTF-8. If a caret-M (^M) can be seen when the file is viewed in a UNIX session, it indicates that the file is in a DOS or Windows format and will cause errors when data is loaded.

Character fields cannot contain carriage returns, because the load process will process a carriage return as an indication of a new record.

External Oracle Table Definition

In the table definitions that follow, the External Oracle Table Definition columns Field Name and Data Type (including length) define the physical external table.

Suppliers—DC_SUPS Table

File name: DC_SUPS.DAT

Table create SQL script: DBC_CREATE_SUPS_TAB.SQL

External Oracle table created: DC_SUPS

Suggested post-loading validation (sequence after dc_load_supplier.ksh):

- Ensure that SUPS.SUPPLIER is unique.
- If SYSTEM_OPTION.MULTICHANNEL_IND = 'Y', ensure that SUPS.EDI_CHANNEL_ID (if not NULL) is a valid CHANNELS.CHANNEL_ID.
- Ensure that SUPS.CURRENCY_CODE is a valid CURRENCIES.CURRENCY_CODE.
- Ensure that SUPS.TERMS is a valid TERMS_HEAD.TERMS.
- Ensure that SUPS.FREIGHT_TERMS is a valid FREIGHT_TERMS.FREIGHT_TERMS.
- Ensure that SUPS.LANG (if not NULL) is a valid LANG.LANG.
- Ensure that SUPS.VAT_REGION is a valid VAT_REGION.VAT_REGION if SYSTEM_OPTIONS.VAT_IND = 'Y'.
- Capture supplier number from SUPS where SUPS.BRACKET_COSTING_IND = 'Y' to ensure that SUP_BRACKET_COST rows are added manually.
- Capture supplier number from SUPS where SUPS.RET_ALLOW_IND = 'Y' to ensure that row for the supplier with ADDR_TYPE = '03' exists in ADDR.
- Capture the count from SUPS and compare to flat file DC_SUPS.DAT to ensure that all rows are loaded.

File Format					External Oracle Table Definition	
Field Name	Data Type	Max Length	Req'd	Description	Field Name	Data Type
SUPPLIER	Integer	10	Y	Unique number for the supplier.	SUPPLIER	NUMBER(10)
SUP_NAME	Alpha-numeric	240	Y	Name of the supplier.	SUP_NAME	VARCHAR2(240)
SUP_NAME_SECONDARY	Alpha-numeric	240	N	Secondary name of the supplier. This field can only be populated when SYSTEM_OPTIONS.SECONDARY_DESC_IND = 'Y'.	SUP_NAME_SECONDARY	VARCHAR2(240)
CONTACT_NAME	Alpha-numeric	120	Y	Name of contact at the supplier.	CONTACT_NAME	VARCHAR2(120)
CONTACT_PHONE	Alpha-numeric	20	Y	Phone number of the contact at the supplier.	CONTACT_PHONE	VARCHAR2(20)
CONTACT_FAX	Alpha-numeric	20	N	Fax number of the contact at the supplier.	CONTACT_FAX	VARCHAR2(20)
CONTACT_PAGER	Alpha-numeric	20	N	Pager number of the contact at the supplier.	CONTACT_PAGER	VARCHAR2(20)

File Format					External Oracle Table Definition	
QC_IND	Alpha-numeric	1	Y	Whether orders from this supplier default as requiring quality control. A value of 'Y' means that all orders from this supplier require quality control, unless overridden by the user when the order is created. An N in this field means that quality control will not be required, unless indicated by the user during order creation.	QC_IND	VARCHAR2(1)
QC_PCT	Float	12,4	N	Percentage of items per receipt that will be marked for quality checking.	QC_PCT	NUMBER(12,4)
QC_FREQ	Integer	2	N	Frequency with which items per receipt will be marked for quality checking.	QC_FREQ	NUMBER(2)
VC_IND	Alpha-numeric	1	Y	Whether orders from this supplier default as requiring vendor control. A value of 'Y' means that all orders from this supplier will require vendor control. 'N' means that vendor control will not be required.	VC_IND	VARCHAR2(1)
VC_PCT	Float	12,4	N	Percentage of items per receipt that will be marked for vendor checking.	VC_PCT	NUMBER(12,4)
VC_FREQ	Integer	2	N	Frequency with which items per receipt will be marked for vendor checking.	VC_FREQ	NUMBER(2)
CURRENCY_CODE	Alpha-numeric	3	Y	Currency the supplier uses for business transactions. Valid values are in the RMS CURRENCIES table.	CURRENCY_CODE	VARCHAR2(3)
LANG	Integer	6	N	Supplier's preferred language. This field is provided for custom purchase orders in a specified language. Valid values are stored in the LANG table in RMS.	LANG	NUMBER(6)

File Format					External Oracle Table Definition	
TERMS	Alpha-numeric	15	Y	Indicator identifying the sales terms that default when an order is created for the supplier. These terms specify when payment is due and if there are any discounts for early payment. Valid values are in the RMS TERMS_HEAD table.	TERMS	VARCHAR2(15)
FREIGHT_TERMS	Alpha-numeric	30	Y	Indicator that references the freight terms that default when a order is created for the supplier. Valid values are in the RMS FREIGHT_TERMS table.	FREIGHT_TERMS	VARCHAR2(30)
RET_ALLOW_IND	Alpha-numeric	1	Y	Whether the supplier accepts returns. Valid values are Y and N.	RET_ALLOW_IND	VARCHAR2(1)
RET_AUTH_REQ	Alpha-numeric	1	Y	Whether returns must be accompanied by an authorization number when sent back to the vendor. Valid values are Y and N.	RET_AUTH_REQ	VARCHAR2(1)
RET_MIN_DOL_AMT	Numeric	20,4	N	Contains a value if the supplier requires a minimum dollar amount to be returned in order to accept the return. Returns of less than this amount will not be processed by the system. This field is stored in the supplier's currency.	RET_MIN_DOL_AMT	NUMBER(20,4)
RET_COURIER	Alpha-numeric	250	N	Name of the courier that should be used for all returns to the supplier.	RET_COURIER	VARCHAR2(250)
DEFAULT_HANDLING_PCT	Numeric	12,4	N	Percentage multiplied by the total order cost to determine the handling cost for the return.	HANDLING_PCT	NUMBER(12,4)
EDI_PO_IND	Alpha-numeric	1	Y	Whether purchase orders will be sent to the supplier through Electronic Data Interchange. Valid values are Y and N.	EDI_PO_IND	VARCHAR2(1)

File Format					External Oracle Table Definition	
EDI_PO_CHG	Alpha-numeric	1	Y	Whether purchase order changes will be sent to the supplier through Electronic Data Interchange. Valid values are Y and N.	EDI_PO_CHG	VARCHAR2(1)
EDI_PO_CONFIRM	Alpha-numeric	1	Y	Whether this supplier will send acknowledgment of a purchase orders sent through Electronic Data Interchange. Valid values are Y and N.	EDI_PO_CONFIRM	VARCHAR2(1)
EDI_ASN	Alpha-numeric	1	Y	Whether this supplier will send Advance Shipment Notifications electronically. Valid values are Y and N.	EDI_ASN	VARCHAR2(1)
EDI_SALES_RPT_FREQ	Alpha-numeric	1	N	EDI sales report frequency for this supplier. Valid values are: D - Sales and stock information will be downloaded daily. W - Sales and stock information will be downloaded weekly.	EDI_SALES_RPT_FREQ	VARCHAR2(1)
EDI_SUPP_AVAILABLE_IND	Alpha-numeric	1	Y	Whether the supplier will send availability through EDI.	EDI_SUPP_AVAILABLE_IND	VARCHAR2(1)
EDI_CONTRACT_IND	Alpha-numeric	1	Y	Whether contracts will be sent to the supplier through EDI.	EDI_CONTRACT_IND	VARCHAR2(1)

File Format					External Oracle Table Definition	
EDI_CHANNEL_ID	Integer	4	N	Used only in a multi-channel environment. If the supplier is an EDI supplier and supports vendor-initiated ordering, this field contains the channel ID of the channel to which all inventory for these types of orders will flow. This field is used when a vendor-initiated order is created for a physical warehouse, to determine the virtual warehouse within the physical warehouse to which the inventory will flow. The virtual warehouse belonging to the indicated channel will be used.	EDI_CHANN EL_ID	NUMBER(4)
REPLEN_APPROVAL_IND	Alpha-numeric	1	Y	Whether contract orders for the supplier should be created in approved status. Valid values are Y and N.	REPLEN_APPROVAL_I ND	VARCHAR2(1)

File Format					External Oracle Table Definition	
SHIP_METHOD	Alpha-numeric	6	N	Method used to ship the items on the purchase order from the country of origin to the country of import. Valid values are: 10 - Vessel, non-container 11 - Vessel, container 12 - Border water-borne (only Mexico and Canada) 20 - Rail, non-container 21 - Rail, container 30 - Truck, non-container 31 - Truck, container 32 - Auto 33 - Pedestrian 34 - Road, other (includes foot- and animal-borne) 40 - Air, non-container 41 - Air, container 50 - Mail 60 - Passenger, hand-carried 70 - Fixed transportation installation	SHIP_METHOD	VARCHAR2(6)
PAYMENT_METHOD	Alpha-numeric	6	N	How the purchase order will be paid. Valid options are: LC - Letter of credit WT - Wire transfer OA - Open account	PAYMENT_METHOD	VARCHAR2(6)
CONTACT_TELEX	Alpha-numeric	20	N	Telex number for the contact at the supplier.	CONTACT_TELEX	VARCHAR2(20)
CONTACT_EMAIL	Alpha-numeric	100	N	E-mail for the contact at the supplier.	CONTACT_EMAIL	VARCHAR2(100)
SETTLEMENT_CODE	Alpha-numeric	1	Y	Payment process method used for this supplier. Valid values are: E - Evaluated Receipts Settlement (ERS) N - Not applicable 'E' causes an accounts payable transaction to be written for an item received from this supplier.	SETTLEMENT_CODE	VARCHAR2(1)

File Format					External Oracle Table Definition	
PRE_MARK_IND	Alpha-numeric	1	Y	Whether the supplier has agreed to break a warehouse order into separate boxes (and mark them for individual stores), so that the warehouse can ship directly to the stores. Valid values are Y and N.	PRE_MARK_IND	VARCHAR2(1)
AUTO_APPR_INVC_IND	Alpha-numeric	1	Y	Whether the supplier's invoice matches can be approved automatically for payment. Valid values are 'Y' and 'N'. This field is populated only if Invoice Matching is installed.	AUTO_APPR_INVC_IND	VARCHAR2(1)
FREIGHT_CHARGE_IND	Alpha-numeric	1	Y	Whether a supplier is allowed to charge freight costs to the client. This field is populated only if Invoice Matching is installed. Valid values are Y and N.	FREIGHT_CHARGE_IND	VARCHAR2(1)
BACKORDER_IND	Alpha-numeric	1	Y	Whether back orders or partial shipments will be accepted.	BACKORDER_IND	VARCHAR2(1)
VAT_REGION	Integer	4	N	Unique identifying number for the VAT region in the system. Valid values are in the RMS VAT_REGION table.	VAT_REGION	NUMBER(4)
INV_MGMT_LVL	Alpha-numeric	6	N	Whether supplier inventory management information can be set up at the supplier/department level, or just at the supplier level. Also determines whether orders created through replenishment for this supplier should be split by department. If the supplier is returns-only, this field will be NULL. Otherwise, this field must have a value. Values include: D - Department. Split orders by department. S - Supplier. Split orders by supplier.	INV_MGMT_LVL	VARCHAR2(6)

File Format					External Oracle Table Definition	
SERVICE_ PERF_REQ_ IND	Alpha- numeric	1	Y	Whether the supplier's services (for example, shelf stocking) must be confirmed as performed before paying an invoice from that supplier. Valid values are 'Y' (all service non-merchandise lines on an invoice from this supplier must be confirmed before the invoice can be paid) and N (services do not need to be confirmed).	SERVICE_ PERF_ REQ_IND	VARCHAR2(1)
DELIVERY_ POLICY	Alpha- numeric	6	Y	Delivery policy of the supplier. Next Day (NEXT) indicates that, if a location is closed, the supplier will deliver on the next day. Next Valid Delivery Day (NDD) indicates that the supplier will wait until the next scheduled delivery day before delivering. Valid values come from the DLVY code in CODE_HEAD/ CODE_DETAIL. Default = NEXT	DELIVERY_ POLICY	VARCHAR2(6)
COMMENT_ DESC	Alpha- numeric	2000	N	Any comments associated with the supplier.	COMMENT_ DESC	VARCHAR2(2000)
DEFAULT_ ITEM_LEAD_ TIME	Integer	4	N	Default lead time for the supplier. The lead time is the time the supplier needs between receiving an order and having the order ready to ship. This value is defaulted to item/supplier relationships.	DEFAULT_ ITEM_LEAD_ TIME	NUMBER(4)
DUNS_ NUMBER	Alpha- numeric	9	N	Dun and Bradstreet number to identify the supplier.	DUNS_ NUMBER	VARCHAR2(9)
DUNS_ LOC	Alpha- numeric	4	N	Dun and Bradstreet number to identify the location of the supplier.	DUNS_LOC	VARCHAR2(4)

File Format					External Oracle Table Definition	
BRACKET_COSTING_IND	Alpha-numeric	1	Y	Whether the supplier uses bracket costing pricing structures. Valid values are Y and N, default N. Note: If set to Y, bracket costing data must be loaded manually.	BRACKET_COSTING_IND	VARCHAR2(1)
DEFAULT_VMI_ORDER_STATUS	Alpha-numeric	6	N	Status in which any inbound POs from this supplier are created. A NULL value indicates that the supplier is not a VMI supplier. Orders from these suppliers will be created in worksheet status. Default = A	VMI_ORDER_STATUS	VARCHAR2(6)
DSD_IND	Alpha-numeric	1	Y	Whether the supplier can ship direct to store. Valid values are 'Y' and 'N', default 'N'.	DSD_IND	VARCHAR2(1)
SUPPLIER_PARENT	Numeric	10	N	This will have a value of Supplier number for the Supplier Site. For Suppliers, this field will be NULL	SUPPLIER_PARENT	NUMBER(10)

Supplier Address—DC_SUP_ADDR Table

File name: DC_SUP_ADDR.DAT

Table create SQL script: DBC_CREATE_SUP_ADDR_TAB.SQL

External Oracle table created: DC_SUP_ADDR

Suggested post-loading validation (sequence after dc_load_supplier.ksh):

- Ensure that ADDR.KEY_VALUE_1 is a valid SUPS.SUPPLIER.
- Ensure that ADDR.STATE is a valid STATE.STATE.
- Ensure that ADDR.COUNTRY_ID is a valid COUNTRY.COUNTRY_ID.
- Ensure that every SUPS.SUPPLIER with SUPS.RET_ALLOW_IND = 'Y' has a row in ADDR with ADDR.MODULE = 'SUPP' and ADDR.ADDR_TYPE = '03'.
- Ensure that every SUPS.SUPPLIER has a row in ADDR with ADDR.MODULE = 'SUPP', and ADDR.ADDR_TYPE in the set of all ADD_TYPE_MODULE.ADDRESS_TYPE, with ADD_TYPE_MODULE.MODULE = 'SUPP' and ADD_TYPE_MODULE.MANDATORY_IND = 'Y'.
- Ensure every ADDR.ADDR_TYPE where ADDR.MODULE = 'SUPP' is a valid ADD_TYPE_MODULE.ADDRESS_TYPE with ADD_TYPE_MODULE.MODULE = 'SUPP'.
- Capture the count from ADDR where ADDR.MODULE = 'SUPP' and compare to flat file DC_SUP_ADDR.DAT to ensure that all rows are loaded.

File Format					External Oracle Table Definition	
Field Name	Data Type	Max Length	Req'd	Description	Field Name	Data Type
SUPPLIER_ID	Integer	10	Y	Unique ID of the supplier.	KEY_VALUE_1	NUMBER(10)
ADDR_TYPE	Alpha-numeric	2	Y	Type of address for this supplier. Valid values are: 01 - Business 02 - Postal 03 - Returns 04 - Order 05 - Invoice 06 - Remittance Additional address types can be defined in the RMS ADD_TYPE table. The required address types for a supplier are definable in the RMS ADD_TYPE_MODULE table where MODULE = 'SUPP'.	ADDR_TYPE	VARCHAR2(2)
PRIMARY_ADDR_IND	Alpha-numeric	1	Y	Whether the address is the primary address for this address type.	PRIMARY_ADDR_IND	VARCHAR2(1)
CONTACT_NAME	Alpha-numeric	120	Y	Name of the contact at this address.	CONTACT_NAME	VARCHAR2(120)
CONTACT_PHONE	Alpha-numeric	20	N	Phone number of the contact at this address.	CONTACT_PHONE	VARCHAR2(20)
CONTACT_TELEX	Alpha-numeric	20	N	Telex number of the contact at this address.	CONTACT_TELEX	VARCHAR2(20)
CONTACT_FAX	Alpha-numeric	20	N	Fax number of the contact at this address.	CONTACT_FAX	VARCHAR2(20)
CONTACT_EMAIL	Alpha-numeric	100	N	E-mail of the contact at this address.	CONTACT_EMAIL	VARCHAR2(100)
ADDR_LINE_1	Alpha-numeric	240	Y	First line of the address.	ADD_1	VARCHAR2(240)
ADDR_LINE_2	Alpha-numeric	240	N	Second line of the address.	ADD_2	VARCHAR2(240)
ADDR_LINE_3	Alpha-numeric	240	N	Third line of the address.	ADD_3	VARCHAR2(240)
CITY	Alpha-numeric	120	Y	Name of the city of this address.	CITY	VARCHAR2(120)
COUNTY	Alpha-numeric	250	N	County of the address.	COUNTY	VARCHAR2(250)

File Format				External Oracle Table Definition		
STATE	Alpha-numeric	3	N	State abbreviation of the address.	STATE	VARCHAR2(3)
POSTAL_CODE	Alpha-numeric	30	N	ZIP code.	POST	VARCHAR2(30)
COUNTRY_ID	Alpha-numeric	3	Y	Country code. Valid values are in the COUNTRY table.	COUNTRY_ID	VARCHAR2(3)

Supplier Import Attributes—DC_SUP_IMPORT_ATTR Table

File name: DC_SUP_IMPORT_ATTR.DAT

Table create SQL script: DBC_CREATE_SUP_IMPORT_ATTR_TAB.SQL

External Oracle table created: DC_SUP_IMPORT_ATTR

Suggested post-loading validation (sequence after dc_load_supplier.ksh):

- Ensure that SUP_IMPORT.ATTR.AGENT is a valid PARTNER.PARTNER_ID with PARTNER_TYPE = 'AG'.
- Ensure that SUP_IMPORT.ATTR.ADVISING_BANK is a valid PARTNER.PARTNER_ID with PARTNER_TYPE = 'BK'.
- Ensure that SUP_IMPORT.ATTR.ISSUING_BANK is a valid PARTNER.PARTNER_ID with PARTNER_TYPE = 'BK'.
- Ensure that SUP_IMPORT.ATTR.LADING_PORT is a valid OUTLOC.OUTLOC_ID with OUTLOC.OUTLOC_TYPE = 'LP'.
- Ensure that SUP_IMPORT.ATTR.DISCHARGE_PORT is a valid OUTLOC.OUTLOC_ID with OUTLOC.OUTLOC_TYPE = 'DP'.
- Ensure that SUP_IMPORT_ATTR.PLACE_OF_EXPIRY is a valid CODE_DETAIL.CODE where CODE_DETAIL.CODE_TYPE = 'LCPE'.
- Ensure that SUP_IMPORT_ATTR.DRAFTS_AT is a valid CODE_DETAIL.CODE where CODE_DETAIL.CODE_TYPE = 'LCDA'.
- Ensure that SUP_IMPORT_ATTR.PRESENTATION_TERMS is a valid CODE_DETAIL.CODE where CODE_DETAIL.CODE_TYPE = 'LCPT'.
- Ensure that SUP_IMPORT_ATTR.PARTNER_1 is a valid PARTNER.PARTNER_ID with the same partner type as SUP_IMPORT_ATTR.PARTNER_TYPE_1.
- Ensure that SUP_IMPORT_ATTR.PARTNER_2 is a valid PARTNER.PARTNER_ID with the same partner type as SUP_IMPORT_ATTR.PARTNER_TYPE_2.
- Ensure that SUP_IMPORT_ATTR.PARTNER_3 is a valid PARTNER.PARTNER_ID with the same partner type as SUP_IMPORT_ATTR.PARTNER_TYPE_3.
- Capture the count from SUP_IMPORT_ATTR and compare to flat file DC_SUP_IMPORT_ATTR.DAT to ensure that all rows are loaded.

File Format					External Oracle Table Definition	
Field Name	Data Type	Max Length	Req'd	Description	Field Name	Data Type
SUPPLIER	Integer	10	Y	Unique ID of the supplier.	SUPPLIER	NUMBER(10)
AGENT	Alpha-numeric	10	N	Agent associated with the supplier.	AGENT	VARCHAR2(10)
ADVISING_BANK	Alpha-numeric	10	N	Bank advising the Letter of Credit.	ADVISING_BANK	VARCHAR2(10)
ISSUING_BANK	Alpha-numeric	10	N	Bank issuing the letter of credit.	ISSUING_BANK	VARCHAR2(10)
LADING_PORT	Alpha-numeric	5	N	Identification number of the supplier's Lading Port.	LADING_PORT	VARCHAR2(5)
DISCHARGE_PORT	Alpha-numeric	5	N	Identification number of the supplier's discharge port.	DISCHARGE_PORT	VARCHAR2(5)
MFG_ID	Alpha-numeric	18	N	Manufacturer's tax identification number.	MFG_ID	VARCHAR2(18)
RELATED_IND	Alpha-numeric	1	Y	Whether the supplier is related to the company. Valid values are 'Y' and 'N'.	RELATED_IND	VARCHAR2(1)
BENEFICIARY_IND	Alpha-numeric	1	Y	Whether this supplier can be a beneficiary. Valid values are 'Y' and 'N'.	BENEFICIARY_IND	VARCHAR2(1)
WITH_RECOURSE_IND	Alpha-numeric	1	Y	Conditional payment on the part of the bank, as instructed by the buyer. Valid values are 'Y' and 'N'.	WITH_RECOURSE_IND	VARCHAR2(1)
REVOCABLE_IND	Alpha-numeric	1	Y	Whether the letter of credit is revocable. If this is 'Y', the letter of credit can be amended or cancelled at any time by the buyer or buyer's bank. If this is 'N', the letter of credit has to have both buyer and seller approval to do anything.	REVOCABLE_IND	VARCHAR2(1)
VARIANCE_PCT	Numeric	12,4	N	Allowed currency variance percentage for the letter of credit. For example, if the variance percent is 5, the letter of credit can be underpaid or overpaid by 5 percent.	VARIANCE_PCT	NUMBER(12,4)
LC_NEG_DAYS	Integer	3	N	Number of days to negotiate documents.	LC_NEG_DAYS	NUMBER(3)

File Format					External Oracle Table Definition	
PLACE_OF_EXPIRY	Alpha-numeric	6	N	Place where the letter of credit will expire. Valid values are: 01 - Issuing Bank 02 - Advising Bank 03 - Miami 04 - New York 05 - Los Angeles	PLACE_OF_EXPIRY	VARCHAR2(6)
DRAFTS_AT	Alpha-numeric	6	N	Terms of draft (or when payment is to be made) for the letter of credit. Valid values are: 01 - At sight 02 - 30 Days 03 - 60 Days	DRAFTS_AT	VARCHAR2(6)
PRESENTATION_TERMS	Alpha-numeric	6	N	Terms of presentation (for example, 'to the order of any bank' or 'to XYZ Bank'). Valid values are: P - By payment A - By acceptance N - By negotiation	PRESENTATION_TERMS	VARCHAR2(6)
FACTORY	Alphanumeric	10	N	Factory partner ID for the factory partner type.	FACTORY	VARCHAR2(10)
PARTNER_TYPE_1	Alpha-numeric	6	N	Partner type of the first additional partner. Valid values are in the RMS PARTNER table.	PARTNER_TYPE_1	VARCHAR2(6)
PARTNER_1	Alpha-numeric	10	N	Partner ID of the first additional partner. Valid values are in the RMS PARTNER table.	PARTNER_1	VARCHAR2(10)
PARTNER_TYPE_2	Alpha-numeric	6	N	Partner type of the second additional partner. Valid values are in the RMS PARTNER table.	PARTNER_TYPE_2	VARCHAR2(6)
PARTNER_2	Alpha-numeric	10	N	Partner ID of the second additional partner. Valid values are in the RMS PARTNER table.	PARTNER_2	VARCHAR2(10)
PARTNER_TYPE_3	Alpha-numeric	6	N	Partner type of the third additional partner. Valid values are in the RMS PARTNER table.	PARTNER_TYPE_3	VARCHAR2(6)

File Format					External Oracle Table Definition	
PARTNER_3	Alpha-numeric	10	N	Partner ID of the third additional partner. Valid values are in the RMS PARTNER table.	PARTNER_3	VARCHAR2(10)

DC_LOAD_SUPPLIER.KSH Segment Wrapper / Load Script

This ksh script is called by the master script dc_load_main.ksh and serves two purposes:

1. It calls the create table scripts to create external Oracle tables.
2. It calls the load data script to insert data from external Oracle tables to RMS tables.

The script can be configured to create the tables and load data, or just load data at run time. The create table scripts are called only if a parameter option (-c) is passed from the command line. By default (without the option -c), this script loads the data.

The dc_load_supplier.ksh script utilizes a common library file and configuration file. The library file contains functions common across all segment wrapper scripts. The configuration file defines the directories used by the data conversion scripts.

For a specific function to process the load, the script checks a status file. If the data file is valid, one unique status file (*.status) is generated per function, if it does not yet exist, to signal that a load has started. If the file already exists, the script skips the load and writes a message to the log file. For the data file to be valid, it must satisfy these requirements:

- It must exist in the data directory defined in the common configuration file
- It must allow read access.
- It must contain information (have a size greater than 0).

The next topics describe the load functions that are included in the load script.

LOAD_SUPPLIER

This function selects from the DC_SUPS external table and inserts the data to the RMS SUPS table. All the columns from the external Oracle table defined previously map directly to the RMS table. The following table lists columns that do not exist in the DC_SUPS table and must be defaulted as described.

The function returns a Boolean value.

DC_SUPS to SUPS Column Defaults

Field Name (RMS Table)	Default Value	Comments
SUP_STATUS	A	
AUTO_APPR_DBT_MEMO_IND	Y	If NULL in external table
PREPAY_INVC_IND	Y	
DELIVERY_POLICY	NEXT	If NULL in external table
BRACKET_COSTING_IND	N	If NULL in external table
DSD_IND	N	If NULL in external table
EDI_INVC_IND	Y	
DBT_MEMO_CODE	Y	

Field Name (RMS Table)	Default Value	Comments
INVC_PAY_LOC	C	
INVC_RECEIVE_LOC	C	
ADDINVC_GROSS_NET	G	
VMI_ORDER_STATUS	A	If NULL in external table

Required file to load: dc_sups.dat

LOAD_SUP_ADDR

This function selects from the DC_SUP_ADDR external table and inserts the data to the RMS ADDR table. All the columns from the external Oracle table defined previously map directly to the RMS table. The following table lists columns that do not exist in the DC_SUP_ADDR table and must be defaulted as described.

The function returns a Boolean value.

DC_SUP_ADDRESS to ADDR Column Defaults

Field Name (RMS Table)	Default Value	Comments
ADDR_KEY	Sequence generated	
MODULE	SUPP	
SEQ_NO	1	
ADDR_TYPE	See the note that follows.	
PUBLISH_IND	N	

Note: For each input supplier, the address records are created depending on the mandatory address types in the ADD_TYPE_MODULE table.

Required file to load: dc_sup_addr.dat

LOAD_SUP_IMPORT_ATTR

This function selects from the DC_SUP_IMPORT_ATTR external table and inserts the data to the RMS SUP_IMPORT_ATTR table. All the columns from the external Oracle table defined above will directly map to the RMS table.

The function returns a Boolean value.

Required file to load: dc_sup_import_attr.dat

Post-Loading Requirements

After using the data conversion toolset for this functional area, the SUP_BRACKET_COST table must be loaded manually. This table is required for suppliers that have bracket costing. It must be loaded before you proceed with data conversion for subsequent functional areas, because of data dependencies.

Manual data loading can be done online through Merchandising applications (RMS, RPM), or scripts can be created. Manual data loading is not included as part of this data conversion toolset. Check with your database administrator to determine the best approach for your data conversion needs.

Partner

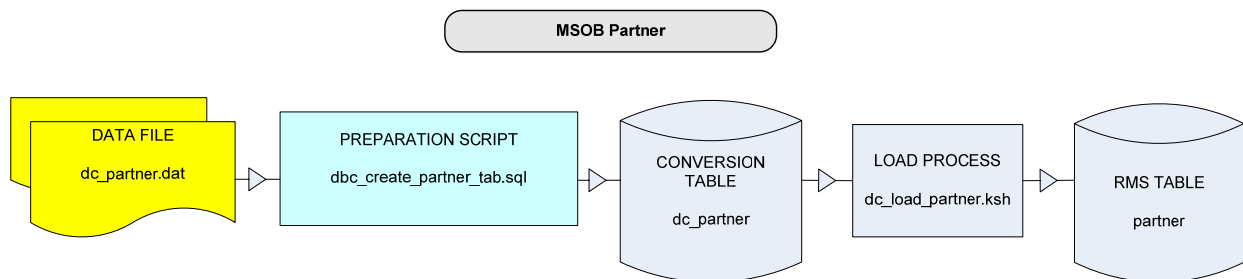
This section describes data conversion for the RMS PARTNER table. The following programs are included in this functional area:

The following programs are included in this functional area:

- Main wrapper `dc_load_main.ksh`
This main script is used across all functional areas to call segment load scripts. Refer to Chapter 2 for details.
- Segment load script `dc_load_partner.ksh`
This wrapper calls the external Oracle table create and load scripts listed below.
- External Oracle table create scripts: `dbc_create_partner_tab.sql`

Data Flow

The following diagram shows the data flow for the MSOB Partner functional area:



File Format and External Oracle Tables

The following topics describe the flat file formats that must be created with data from the legacy system. These files must be formatted based on definitions provided before data can be loaded. The data fields for each flat file must be created in the order listed.

The `dc_wh_org.ksh` script calls each of the SQL scripts in a specific order. The SQL scripts create external Oracle tables from flat file feeds and load data into the Oracle Retail Merchandising database.

File Format

In the table definitions that follow, the File Format columns Field Name, Data Type, and Max Length define the structure of the source file.

Note: Data files must be in UNIX file format and encoded as UTF-8. If a caret-M (^M) can be seen when the file is viewed in a UNIX session, it indicates that the file is in a DOS or Windows format and will cause errors when data is loaded.

Character fields cannot contain carriage returns, because the load process will process a carriage return as an indication of a new record.

External Oracle Table Definition

In the table definitions that follow, the External Oracle Table Definition columns Field Name and Data Type (including length) define the physical external table.

DC_PARTNER Table

File name: DC_PARTNER.DAT

Table create SQL script: DBC_CREATE_PARTNER_TAB.SQL

External Oracle table created: DC_PARTNER

File Format					External Oracle Table Definition	
Field Name	Data Type	Max Length	Req'd	Description	Field Name	Data Type
PARTNER_TYPE	Alpha-numeric	6	Y	Specifies type of partner, such as Bank (BK).	PARTNER_TYPE	VARCHAR2(6)
PARTNER_ID	Alpha-numeric	10	Y	Unique ID for the partner.	PARTNER_ID	VARCHAR2(10)
PARTNER_DESC	Alpha-numeric	240	Y	Description or name of partner.	PARTNER_DESC	VARCHAR2(240)
CURRENCY_CODE	Alpha-numeric	3	Y	Currency for business transaction.	CURRENCY_CODE	VARCHAR2(3)
LANG	Numeric	6	N	Partner's preferred language.	LANG	NUMBER(6)
STATUS	Alpha-numeric	1	Y	Determines whether the partner is currently active.	STATUS	VARCHAR2(1)
CONTACT_NAME	Alpha-numeric	120	Y	Name of partner's representative contact.	CONTACT_NAME	VARCHAR2(120)
CONTACT_PHONE	Alpha-numeric	20	Y	Contact phone number.	CONTACT_PHONE	VARCHAR2(20)
CONTACT_FAX	Alpha-numeric	20	N	Contact fax number.	CONTACT_FAX	VARCHAR2(20)
CONTACT_TELEX	Alpha-numeric	20	N	Contact telex number.	CONTACT_TELEX	VARCHAR2(20)
CONTACT_EMAIL	Alpha-numeric	100	N	Contact email address.	CONTACT_EMAIL	VARCHAR2(100)
MFG_ID	Alpha-numeric	18	N	Manufacturer's tax identification number.	MFG_ID	VARCHAR2(18)
PRINCIPLE_COUNTRY_ID	Alpha-numeric	3	N	Country ID to which the partner is assigned.	PRINCIPLE_COUNTRY_ID	VARCHAR2(3)
LINE_OF_CREDIT	Numeric	16	N	The line of credit the company has at the bank (in partner's currency).	LINE_OF_CREDIT	NUMBER(16)
OUTSTAND_CREDIT	Numeric	16	N	Total amount of credit that the company has used or charged against in the partner's currency.	OUTSTAND_CREDIT	NUMBER(16)
OPEN_CREDIT	Numeric	16	N	Total amount that the company can still charge against in the partner's currency.	OPEN_CREDIT	NUMBER(16)

File Format					External Oracle Table Definition	
YTD_CREDIT	Numeric	16	N	Total amount of credit the company has used this year to date.	YTD_CREDIT	NUMBER(16)
YTD_DRAW_DOWNS	Numeric	16	N	The year-to-date payments the bank has made on behalf of the company.	YTD_DRAW_DOWNS	NUMBER(16)
TAX_ID	Alpha-numeric	18	N	Unique tax identification number.	TAX_ID	VARCHAR2(18)
TERMS	Alpha-numeric	15	Y	Payment terms for the partner.	TERMS	VARCHAR2(15)
SERVICE_PERF_REQ_IND	Alpha-numeric	1	Y	Indicates if the expense vendor's services must be confirmed as "performed" before paying an invoice.	SERVICE_PERF_REQ_IND	VARCHAR2(1)
INVC_PAY_LOC	Alpha-numeric	6	N	Indicates where the invoices from this vendor are paid.	INVC_PAY_LOC	VARCHAR2(6)
INVC_RECEIVE_LOC	Alpha-numeric	6	N	Indicate where the invoices from this vendor are received.	INVC_RECEIVE_LOC	VARCHAR2(6)
IMPORT_COUNTRY_IND	Alpha-numeric	3	N	Import country of the import authority.	IMPORT_COUNTRY_IND	VARCHAR2(3)
PRIMARY_IA_IND	Alpha-numeric	1	Y	Indicates whether the import authority is a primary import authority.	PRIMARY_IA_IND	VARCHAR2(1)
COMMENT_DESC	Alpha-numeric	2000	N	Comments pertaining to the partner.	COMMENT_DESC	VARCHAR2(2000)
TSF_ENTITY_ID	Numeric	10	N	ID of transfer entity with which external finisher is associated.	TSF_ENTITY_ID	NUMBER(10)
VAT_REGION	Numeric	4	N	VAT region with which partner is associated.	VAT_REGION	NUMBER(4)
ORG_UNIT_ID	Numeric	15	N	Organization unit ID.	ORG_UNIT_ID	NUMBER(15)

DC_LOAD_PARTNER.KSH Segment Wrapper / Load Script

This ksh script is called by the master script dc_load_main.ksh. It serves two purposes:

1. It calls the create table scripts to create external Oracle tables.
2. It calls the load data script to insert data from external Oracle tables to RMS tables.

The script can be configured to create the tables and load data, or just to load data at run time. The create table scripts are called only if a parameter option (-c) is passed from the command line. By default (without the option -c), this script loads the data.

The dc_load_wh.ksh script utilizes a common library file and configuration file. The library file contains functions common across all segment wrapper scripts. The configuration file defines the directories used by the data conversion scripts.

For a specific function to process the load, the script checks a status file. If the data file is valid, one unique status file (*.status) is generated per function, if it does not yet exist, to signal that a load has started. If the file already exists, the script skips the load and writes a message to the log file. For the data file to be valid, it must satisfy these requirements:

- It must exist in the data directory defined in the common configuration file
- It must allow read access.
- It must contain information (have a size greater than 0).

The next topic describes the load functions that are included in the load script.

LOAD_PARTNER

This function contains a PL/SQL block that selects from the DC_PARTNER external table and inserts the data to the RMS PARTNER table. All the columns from the external Oracle table defined previously map directly to the RMS table.

The following fields are required:

PARTNER_ID
 PARTNER_TYPE
 PARTNER_DESC
 CURRENCY_CODE
 STATUS
 CONTACT_NAME
 CONTACT_PHONE
 TERMS
 SERVICE_PERF_REQ_IND
 PRIMARY_IA_IND

The function returns a Boolean value.

Required file to load: dc_partner.dat

Items

Because different types of items have different data structures, the Items functional area is organized based on item types, as follows:

- Fashion Items
- Hardline Items
- Grocery Items
- Pack Items
- Item Supplier
- Item Location
- Others

Note the following:

- Break-to-sell items are not supported in this data conversion toolset.
- 2- to 3-tier non-pack items are both orderable and sellable.
- Pack items are divided into sellable only and orderable (sellable is optional).

Prerequisites

Before you begin using the data conversion toolset for Items, you must complete data conversion for the following functional areas:

- Core
- Merchandise Hierarchy
- Organizational Hierarchy
- Suppliers

There are tables that must be loaded manually, because of data dependencies for auto-loading within this functional area. Manual data loading can be done online through Merchandising applications (RMS, RPM), or scripts can be created. Manual data loading is not included as part of this data conversion toolset. Check with your database administrator to determine the best approach for your data conversion needs.

Fashion Items

This section describes data conversion for the following RMS tables, listed in the order that they must be loaded:

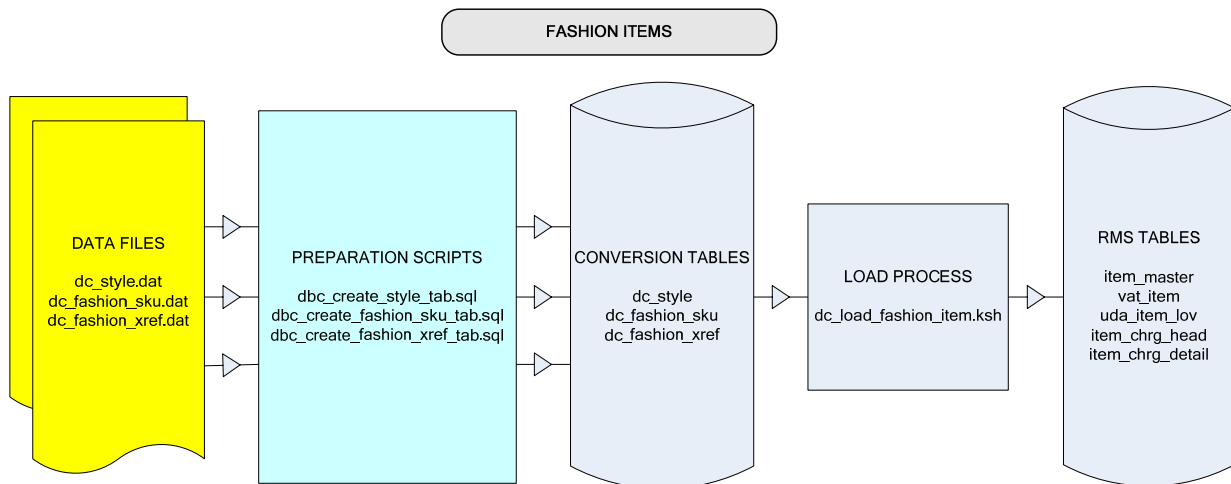
- ITEM_MASTER
- VAT_ITEM
- UDA_ITEM_LOV
- ITEM_CHRG_HEAD
- ITEM_CHRG_DETAIL

The following programs are included in this functional area:

- Main wrapper script `dc_load_main.ksh`
This main script is used across all functional areas to call segment load script. Refer to Chapter 2 for details.
- Segment load script `dc_load_fashion_item.ksh`
This wrapper calls the external Oracle table create and load scripts listed below.
- External Oracle table create scripts:
 - `dbc_create_style_tab.sql`
 - `dbc_create_fashion_sku_tab.sql`
 - `dbc_create_fashion_xref_tab.sql`

Data Flow

The following diagram shows the data flow for for the Fashion Items functional area:



File Format and External Oracle Tables

The following topics describe the flat file formats that must be created with data from the legacy system. These files must be formatted based on definitions provided before data can be loaded. The data fields for each flat file must be created in the order listed.

The `dc_load_fashion_item.ksh` script calls each of the SQL scripts in a specific order. The SQL scripts create external Oracle tables from flat file feeds and load data into the Oracle Retail Merchandising database.

File Format

In the table definitions that follow, the File Format columns Field Name, Data Type, and Max Length define the structure of the source file.

Note: Data files must be in UNIX file format and encoded as UTF-8. If a caret-M (^M) can be seen when the file is viewed in a UNIX session, it indicates that the file is in a DOS or Windows format and will cause errors when data is loaded.

Character fields cannot contain carriage returns, because the load process will process a carriage return as an indication of a new record.

External Oracle Table Definition

In the table definitions that follow, the External Oracle Table Definition columns Field Name and Data Type (including length) define the physical external table.

DC_STYLE Table

File name: **DC_STYLE.DAT**

Table create SQL script: **DBC_CREATE_STYLE_TAB.SQL**

External Oracle table created: **DC_STYLE**

Suggested post-loading validation (sequence after dc_load_fashion_item.ksh:

- Capture counts from ITEM_MASTER where ITEM_MASTER.ITEM_LEVEL < ITEM_MASTER.TRAN_LEVEL and ITEM_MASTER.PACK_IND = 'N', and compare to flat file DC_STYLE.DAT to ensure that all rows are loaded.
- Ensure that ITEM_MASTER.DEPT/ITEM_MASTER.CLASS/ITEM_MASTER.SUBCLASS combination exists in SUBCLASS.
- Ensure that ITEM_MASTER.DIFF_1 (if not NULL) is a valid DIFF_IDS.DIFF_ID or DIFF_GROUP_HEAD.DIFF_GROUP_ID.
- Ensure that ITEM_MASTER.DIFF_2 (if not NULL) is a valid DIFF_IDS.DIFF_ID or DIFF_GROUP_HEAD.DIFF_GROUP_ID.
- Ensure that ITEM_MASTER.DIFF_3 (if not NULL) is a valid DIFF_IDS.DIFF_ID or DIFF_GROUP_HEAD.DIFF_GROUP_ID.
- Ensure that ITEM_MASTER.DIFF_4 (if not NULL) is a valid DIFF_IDS.DIFF_ID or DIFF_GROUP_HEAD.DIFF_GROUP_ID.

File Format					External Oracle Table Definition	
Field Name	Data Type	Max Length	Req'd	Description	Field Name	Data Type
STYLE	Alpha-numeric	20	Y	ID that uniquely identifies the style.	ITEM	VARCHAR2(25)
STYLE_DESC	Alpha-numeric	250	Y	Description of the style.	ITEM_DESC	VARCHAR2(250)
STYLE_SHORT_DESC	Alpha-numeric	120	N	Short description of the style. Default = First 120 characters of SKU_DESC.	SHORT_DESC	VARCHAR2(120)
STYLE_DESC_SECONDARY	Alpha-numeric	250	N	Secondary description of the item for Yomi requirement.	ITEM_DESC_SECONDARY	VARCHAR2(250)
MERCH_HIER_4	Integer	4	Y	Identifier of the merchandise hierarchy level 4 of which merchandise hierarchy level 5 is a member. Valid values are in the DEPT field in the DEPS table in RMS.	DEPT	NUMBER(4)
MERCH_HIER_5	Integer	4	Y	Identifier of the merchandise hierarchy level 5 which is a member of merchandise hierarchy level 4. Valid values are in the CLASS field in the CLASS table in RMS.	CLASS	NUMBER(4)

File Format					External Oracle Table Definition	
MERCH_HIER_6	Integer	4	Y	Identifier of the merchandise hierarchy level 6 which is a member of merchandise hierarchy level 5. Valid values are in the SUBCLASS field in the SUBCLASS table in RMS.	SUBCLASS	NUMBER(4)
SIZE_1_GROUP	Alpha-numeric	10	Y	Size group ID of the first size that differentiates the style from its ITEM_PARENT (for example, men's pant sizes or a value such as 6 oz). Valid values are in the DIFF_GROUP and DIFF_IDS tables.	SIZE_1_GROUP	VARCHAR2(10)
SIZE_2_GROUP	Alpha-numeric	10	N	Size group ID of the second size that differentiates the style from its ITEM_PARENT. Valid values are in the DIFF_GROUP and DIFF_IDS tables.	SIZE_2_GROUP	VARCHAR2(10)
COLOR_GROUP	Alpha-numeric	10	N	ID of the color grouping of the style that differentiates the style from its ITEM_PARENT (for example, pastel colors). Valid values are in the DIFF_GROUP and DIFF_IDS tables.	COLOR_GROUP	VARCHAR2(10)
OTHER_DIFF_GROUP	Alpha-numeric	10	N	ID of the other grouping of the style that differentiates the style from its ITEM_PARENT. Valid values are in the DIFF_GROUP and DIFF_IDS tables.	OTHER_GROUP	VARCHAR2(10)
ITEM_AGGREGATE	Alpha-numeric	1	N	Default = N Indicator for the item aggregating up to specific groupings, such as style/color, is achieved by adding this indicator for each grouping in the table. This item aggregate indicator allows the user to specify whether the item can aggregate by numbers. Aggregation allows the system to support allocations at a style/grouping level. The remainder of the diffs that are not a part of the aggregate group represent the curve portion of the allocation algorithm.	ITEM_AGGREGATE	VARCHAR2(1)

File Format					External Oracle Table Definition	
SIZE_1_ AGGREGATE	Alpha-numeric	1	N	<p>Default = N</p> <p>Indicator for the item aggregating up to specific groupings, such as style/color, is achieved by adding this indicator for each grouping in the table. This item aggregate indicator allows the user to specify whether the item can aggregate by numbers. Aggregation allows the system to support allocations at a style/grouping level. The remainder of the diffs that are not a part of the aggregate group represent the curve portion of the allocation algorithm.</p>	SIZE_1_ AGGREGATE	VARCHAR2(1)
SIZE_2_ AGGREGATE	Alpha-numeric	1	N	<p>Default = N</p> <p>Indicator for the item aggregating up to specific groupings, such as style/color, is achieved by adding this indicator for each grouping in the table. This item aggregate indicator allows the user to specify whether the item can aggregate by numbers. Aggregation allows the system to support allocations at a style/grouping level. The remainder of the diffs that are not a part of the aggregate group represent the curve portion of the allocation algorithm.</p>	SIZE_2_ AGGREGATE	VARCHAR2(1)
COLOR_ AGGREGATE	Alpha-numeric	1	N	<p>Default = N</p> <p>Indicator for the item aggregating up to specific groupings, such as style/color, is achieved by adding this indicator for each grouping in the table. This item aggregate indicator allows the user to specify if the item may aggregate by numbers. Aggregation allows the system to support allocations at a style/grouping level. The remainder of the diffs that are not a part of the aggregate group represent the curve portion of the allocation algorithm.</p>	COLOR_ AGGREGATE	VARCHAR2(1)

File Format					External Oracle Table Definition	
OTHER_ DIFF_ AGGRE GATE	Alpha- numeric	1	N	Default = 'N' Indicator for the item aggregating up to specific groupings, such as style/color, is achieved by adding this indicator for each grouping in the table. This item aggregate indicator allows the user to specify whether the item can aggregate by numbers. Aggregation allows the system to support allocations at a style/grouping level. The remainder of the diffs that are not a part of the aggregate group represent the curve portion of the allocation algorithm.	OTHER_ AGGREGATE	VARCHAR2(1)
STYLE_ COMMENTS	Alpha- numeric	2000	N	Comments associated with the style.	STYLE_ COMMENTS	VARCHAR2 (2000)

Note: The same number of aggregate indicators should be populated as the number of corresponding diff values.

For example, if diffs 1 and 2 contain values, then only diff aggregate 1 and diff aggregate 2 should be populated with a Y or N. The diff 3 and diff 4 aggregate indicators should be NULL.

For item aggregation, the item can only aggregate by up to 1 less than the total number of diff groups specified. For example, if an item has three diff groups associated with it, the user can aggregate by as many as two of those groups.

DC_FASHION_SKU Table

File name: DC_FASHION_SKU.DAT

Table create SQL script: DBC_CREATE_FASHION_SKU_TAB.SQL

External Oracle table created: DC_FASHION_SKU

Suggested post-loading validation (sequence after dc_load_fashion_item.ksh:

- Capture counts from ITEM_MASTER where ITEM_MASTER.ITEM_LEVEL = ITEM_MASTER.TRAN_LEVEL and ITEM_MASTER.PACK_IND = 'N', and compare to flat file DC_FASHION_SKU.DAT to ensure that all rows are loaded.

File Format					External Oracle Table Definition	
Field Name	Data Type	Max Length	Req'd	Description	Field Name	Data Type
SKU	Alpha-numeric	20	Y	ID that uniquely identifies the stock keeping unit.	ITEM	VARCHAR2(25)
PRIMARY_SKU_IND	Alpha-numeric	1	Y	Not in RMS ITEM_MASTER, needed for defaulting style.	PRIMARY_SKU_IND	VARCHAR2(1)
STYLE	Alpha-numeric	20	Y	Style associated with the SKU.	ITEM_PARENT	VARCHAR2(25)
SKU_DESC	Alpha-numeric	250	Y	Description of the SKU.	ITEM_DESC	VARCHAR2(250)
SHORT_DESC	Alpha-numeric	120	Y	Short description of the SKU. Default = First 120 characters of SKU_DESC	SHORT_DESC	VARCHAR2(120)
SKU_DESC_SECONDARY	Alpha-numeric	250	N	Secondary description of the SKU for Yomi requirement.	ITEM_DESC_SECONDARY	VARCHAR2(250)
COST_ZONE_GROUP_ID	Integer		Y	Cost zone group associated with the item. This field is only required when ELC_IND (landed cost indicator) is set to 'Y' in the SYSTEM_OPTIONS table.	COST_ZONE_GROUP_ID	NUMBER(4)
STANDARD_UOM	Alpha-numeric	4	Y	Unit of measure in which stock of the item is tracked at a corporate level.	STANDARD_UOM	VARCHAR2(4)

File Format					External Oracle Table Definition	
UOM_CONV_FACTOR	Numeric	12,10	N	Conversion factor between an each and the STANDARD_UOM, when the STANDARD_UOM is not in the quantity class (for example, if STANDARD_UOM = lb and 1 lb = 10 eaches, this factor is 10). This factor is used to convert sales and stock data when an item is retailed in eaches, but does not have eaches as its standard unit of measure.	UOM_CONV_FACTOR	NUMBER(20,10)
STORE_ORDER_MULT	Alpha-numeric	1	Y	Unit type in which merchandise shipped from the warehouses to the stores must be specified. Valid values are: C - Cases I - Inner E - Eaches	STORE_ORDER_MULT	VARCHAR2(1)
SKU_COMMENTS	Alpha-numeric	2000	N	Comments associated with the SKU	SKU_COMMENTS	VARCHAR2(2000)
MERCHANDISE_IND	Alpha-numeric	1	N	Indicates if the item is a merchandise item (Y, N). Default = Y	MERCHANDISE_IND	VARCHAR2(1)
FORECAST_IND	Alpha-numeric	1	N	Indicates if this item will be interfaced to an external forecasting system (Y, N). Default = Y	FORECAST_IND	VARCHAR2(1)
SIZE_1	Alpha-numeric	10	N	Size ID of the first size that differentiates the SKU from its Style (for example, 34 waist). Valid values are in the DIFF_GROUP and DIFF_ID tables.	SIZE_1	VARCHAR2(10)
SIZE_2	Alpha-numeric	10	N	Size ID of the first size that differentiates the SKU from its style (for example, 32 length). Valid values are in the DIFF_GROUP and DIFF_ID tables.	SIZE_2	VARCHAR2(10)

File Format					External Oracle Table Definition	
COLOR	Alpha-numeric	10	N	Color ID of the color that differentiates the SKU from its Style (for example, red). Valid values are in the DIFF_GROUP and DIFF_ID tables.	COLOR	VARCHAR2(10)
OTHER_VARIANT	Alpha-numeric	10	N	ID of the differentiator that differentiates the SKU from its style (for example, stone-washed). Valid values are in the DIFF_GROUP and DIFF_ID tables.	OTHER_VARIANT	VARCHAR2(10)

DC_FASHION_XREF Table

File name: DC_FASHION_XREF.DAT

Table create SQL script: DBC_CREATE_FASHION_XREF_TAB.SQL

External Oracle table created: DC_FASHION_XREF

Suggested post-loading validation (sequence after dc_load_fashion_item.ksh:

- Capture counts from ITEM_MASTER where ITEM_MASTER.ITEM_LEVEL > ITEM_MASTER.TRAN_LEVEL, and compare to flat file DC_FASHION_XREF.DAT to ensure that all rows are loaded.
- Ensure that ITEM_MASTER.ITEM is unique.
- Ensure that ITEM_MASTER.ITEM_PARENT (if not NULL) is a valid ITEM_MASTER.ITEM with ITEM_MASTER.ITEM_LEVEL = item level of the child less 1.
- Ensure that ITEM_MASTER.ITEM_GRANDPARENT (if not NULL) is a valid ITEM_MASTER.ITEM with ITEM_MASTER.ITEM_LEVEL = item level of the grandchild less 2.
- Ensure that ITEM_MASTER.COST_ZONE_GROUP_ID is a valid COST_ZONE_GROUP.ZONE_GROUP_ID if SYSTEM_OPTIONS.ELC_IND = 'Y'.
- Ensure that ITEM_MASTER.STANDARD_UOM is a valid UOM_CLASS.UOM with UOM_CLASS.UOM_CLASS is not 'MISC'.
- Ensure that ITEM_MASTER.UOM_CONV_FACTOR is not NULL if UOM_CLASS of ITEM_MASTER.STANDARD_UOM is not 'QTY'.
- Ensure that ITEM_MASTER.RETAIL_ZONE_GROUP_ID is a valid PRICE_ZONE_GROUP.ZONE_GROUP_ID.
- Ensure that ITEM_MASTER.PACKAGE_UOM (if not NULL) is a valid UOM_CLASS.UOM.
- Ensure that ITEM_MASTER.RETAIL_LABEL_TYPE (if not NULL) is a valid CODE_DETAIL.CODE, where CODE_DETAIL.CODE_TYPE = 'RLTL'.
- Ensure that ITEM_MASTER.HANDLING_TEMP (if not NULL) is a valid CODE_DETAIL.CODE, where CODE_DETAIL.CODE_TYPE = 'HTMP'.
- Ensure that ITEM_MASTER.HANDLING_SENSITIVITY (if not NULL) is a valid CODE_DETAIL.CODE, where CODE_DETAIL.CODE_TYPE = 'HSEN'.
- Ensure that ITEM_ITEM_NUMBER_TYPE is a valid CODE_DETAIL.CODE, where CODE_DETAIL.CODE_TYPE = 'UPCT'.

File Format					External Oracle Table Definition	
Field Name	Data Type	Max Length	Req'd	Description	Field Name	Data Type
XREF_ITEM	Alpha-numeric	25	Y	ID that uniquely identifies the scanning barcode associated with a product.	ITEM	VARCHAR2(25)
XREF_DESC	Alpha-numeric	250	Y	Description of the item.	ITEM_DESC	VARCHAR2(250)
XREF_SHORT_DESC	Alpha-numeric	120	N	Default = First 120 characters of XREF_DESC	SHORT_DESC	VARCHAR2(120)

File Format					External Oracle Table Definition	
XREF_DESC_SECONDARY	Alpha-numeric	250	N	Secondary description of the SKU for Yomi requirement.	ITEM_DESC_SECONDARY	VARCHAR2(250)
SKU	Alpha-numeric	25	Y	Stock keeping unit associated with the XREF_ITEM.	ITEM_PARENT	VARCHAR2(25)
STYLE	Alpha-numeric	25	Y	Style associated with the XREF_ITEM.	ITEM_GRAND_PARENT	VARCHAR2(25)
XREF_COMMENTS	Alpha-numeric	2000	N	Comments associated with the XREF_ITEM.	STYLE_COMMENTS	VARCHAR2(2000)
PRIMARY_REF_ITEM_IND	Alpha-numeric	1	N	Indicates that XREF_ITEM is the primary item for the stock keeping unit. Note: There can only be one primary xref item for a SKU. Default = N	PRIMARY_REF_IND	VARCHAR2(1)
ITEM_NUMBER_TYPE	Alpha-numeric	6	Y	Code specifying what type the XREF_ITEM is. Valid values for this field are in the code type UPCT in the CODE_HEAD and CODE_DETAIL tables.	ITEM_NUMBER_TYPE	VARCHAR2(6)

DC_LOAD_FASHION_ITEM.KSH Segment Wrapper / Load Script

This ksh script is called by the master script dc_load_main.ksh and serves two purposes:

1. It calls the create table scripts to create external Oracle tables.
2. It calls the load data script to insert data from external Oracle tables to RMS tables.

The script can be configured to create the tables and load data, or just load data at run time. The create table scripts are called only if a parameter option (-c) is passed from the command line. By default (without the option -c), this script loads the data.

The dc_load_fashion_item.ksh script utilizes a common library file and configuration file. The library file contains functions common across all segment wrapper scripts. The configuration file defines the directories used by the data conversion scripts.

For a specific function to process the load, the script checks a status file. If the data file is valid, one unique status file (*.status) is generated per function, if it does not yet exist, to signal that a load has started. If the file already exists, the script skips the load and writes a message to the log file. For the data file to be valid, it must satisfy these requirements:

- It must exist in the data directory defined in the common configuration file
- It must allow read access.
- It must contain information (have a size greater than 0).

The next topics describe the load functions that are included in the load script.

LOAD_STYLE_SKU

This function contains a PL/SQL block that selects from the DC_STYLE and the DC_FASHION_SKU external tables and inserts the data to the RMS ITEM_MASTER table.

Styles

For styles, the following table defines the default values in the RMS table if no information is provided in the data file (external table field values are NULL or not defined).

The function returns a Boolean value.

DC_STYLE and DC_FASHION_SKU to ITEM_MASTER Column Defaults

Column Name (RMS Table)	Default Value	Comments
ITEM_NUMBER_TYPE	ITEM	
ITEM_LEVEL	1	
TRAN_LEVEL	2	
SHORT_DESC	SUBSTR 120 characters from ITEM_DESC	If NULL
DESC_UP	Upper ITEM_DESC	
STATUS	A	
CREATE_DATETIME	SYSDATE	
LAST_UPDATE_ID	Current user ID	
LAST_UPDATE_DATETIME	SYSDATE	
RETAIL_ZONE_GROUP_ID	Lookup in PRICE_ZONE_GROUP table	
ITEM_AGGREGATE_IND	N	If NULL

Column Name (RMS Table)	Default Value	Comments
DIFF_1_AGGREGATE_IND	N	If NULL
DIFF_2_AGGREGATE_IND	N	If NULL
DIFF_3_AGGREGATE_IND	N	If NULL
DIFF_4_AGGREGATE_IND	N	If NULL

SKUs

For SKUs, the following table defines the default values in the RMS table if no information is provided in the data file (external table field values are NULL or not defined).

The function returns a Boolean value.

DC_FASHION_SKU to ITEM_MASTER Column Defaults

Column Name (RMS Table)	Default Value	Comments
ITEM_NUMBER_TYPE	ITEM	
ITEM_LEVEL	2	
TRAN_LEVEL	2	
SHORT_DESC	SUBSTR 120 characters from SKU_DESC	
DESC_UP	Upper ITEM_DESC	
STATUS	A	
CREATE_DATETIME	SYSDATE	
LAST_UPDATE_ID	Current user ID	
LAST_UPDATE_DATETIME	SYSDATE	
RETAIL_ZONE_GROUP_ID	Lookup from PRICE_ZONE_GROUP table	
ORDERABLE_IND	Y	
SELLABLE_IND	Y	
MERCHANDISE_IND	Y	If NULL
FORECAST_IND	Y	If NULL
INVENTORY_IND	Y	
ITEM_AGGREGATE_IND	N	
DIFF_1_AGGREGATE_IND	N	
DIFF_2_AGGREGATE_IND	N	
DIFF_3_AGGREGATE_IND	N	
DIFF_4_AGGREGATE_IND	N	
PRIMARY_REF_ITEM_IND	N	
CONST_DIMEN_IND	N	
GIFT_WRAP_IND	N	

Column Name (RMS Table)	Default Value	Comments
SHIP_ALONE_IND	N	
ITEM_XFORM_IND	N	
PACK_IND	N	
SIMPLE_PACK_IND	N	
CATCH_WEIGHT_IND	N	
CONTAINS_INNER_IND	N	

Required files to load: dc_style.dat, dc_fashion_sku.dat

INSERT_ITEM_DEFAULTS

This function inserts item defaults from the merchandise hierarchy specifications for VAT, UDAs and item charges. Using bulk collect, this function retrieves into a PL/SQL table the ITEM, DEPT, CLASS, and SUBCLASS values from the DC_STYLE table and from DC_STYLE joined with DC_FASHION_SKU.

If the VAT indicator is turned on in SYSTEM_OPTIONS, the function retrieves SKU information and calls the VAT_SQL.DEFAULT_VAT_ITEM to default data into RMS VAT_ITEM table.

It also retrieves style information and calls UDA_SQL.INSERT_DEFAULTS and ITEM_CHARGE_SQL.DC_DEFAULT_CHRGs. It retrieves SKU information and calls UDA_SQL.INSERT_DEFAULTS and ITEM_CHARGE_SQL.DC_DEFAULT_CHRGs. These functions default data into the RMS UDA_ITEM_LOV, ITEM_CHRG_HEAD, and ITEM_CHRG_DETAIL tables.

Required files to load: dc_style.dat, dc_fashion_sku.dat

LOAD_XREF

This function contains a PL/SQL block that selects from the DC_FASHION_XREF and the DC_FASHION_SKU external tables and inserts the data to the RMS ITEM_MASTER table.

Most of the columns from the external Oracle table defined above directly map to the RMS table. The following table defines the default values in the RMS table if no information is provided in the data file (external table field values are NULL or not defined).

The function returns a Boolean value.

DC_FASHION_XREF and DC_FASHION_SKU to ITEM_MASTER Column Defaults

Column Name (RMS Table)	Default Value	Comments
ITEM_LEVEL	3	
TRAN_LEVEL	2	
SHORT_DESC	SUBSTR 120 characters from ITEM_DESC	
DESC_UP	Upper ITEM_DESC	
PRIMARY_REF_ITEM_IND	N	If NULL
CREATE_DATETIME	SYSDATE	
LAST_UPDATE_ID	Current user ID	
LAST_UPDATE_DATETIME	SYSDATE	

Required files to load: dc_style.dat, dc_fashion_sku.dat,dc_fashion_xref.dat

Hardline Items

This section describes data conversion for the following RMS tables, listed in the order that they must be loaded:

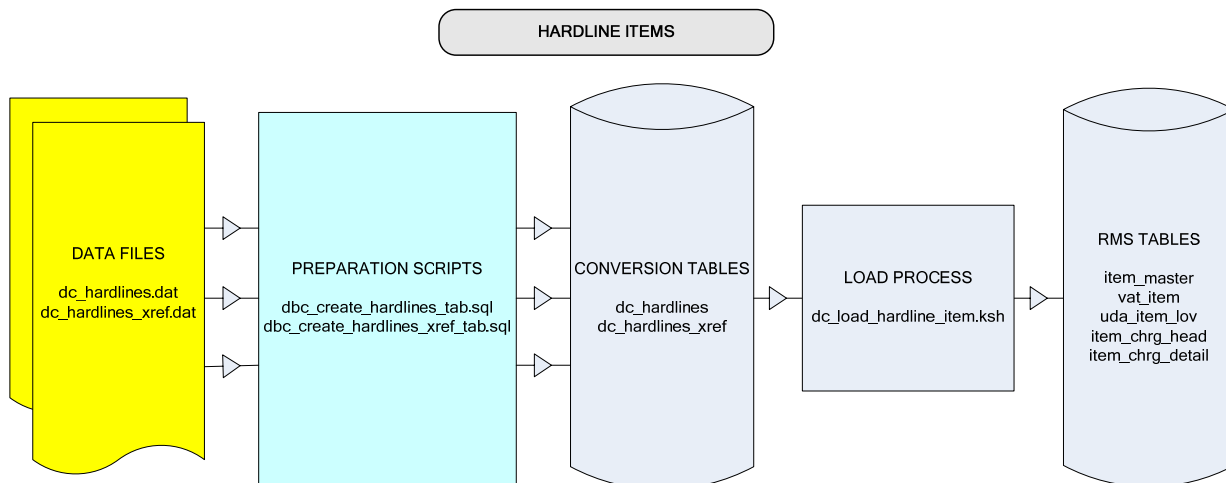
- ITEM_MASTER
- VAT_ITEM
- UDA_ITEM_LOV
- ITEM_CHRG_HEAD
- ITEM_CHRG_DETAIL

The following programs are included in this functional area.

- Main wrapper script `dc_load_main.ksh`
- This main script is used across all functional areas to call segment load scripts. Refer to Chapter 2 for details.
- Segment load script `dc_load_hardline_item.ksh`. This wrapper calls the external Oracle table create and load scripts listed below.
- External Oracle table create scripts:
 - `dbc_create_hardlines_tab.sql`
 - `dbc_create_hardlines_xref_tab.sql`

Data Flow

The following diagram shows the data flow for the Hardline Items functional area:



File Format and External Oracle Tables

The following topics describe the flat file formats that must be created with data from the legacy system. These files must be formatted based on definitions provided before data can be loaded. The data fields for each flat file must be created in the order listed.

The `dc_load_hardline_item.ksh` script calls each of the SQL scripts in a specific order. The SQL scripts create external Oracle tables from flat file feeds and load data into the Oracle Retail Merchandising database.

File Format

In the table definitions that follow, the File Format columns Field Name, Data Type, and Max Length define the structure of the source file.

Note: Data files must be in UNIX file format and encoded as UTF-8. If a caret-M (^M) can be seen when the file is viewed in a UNIX session, it indicates that the file is in a DOS or Windows format and will cause errors when data is loaded.

Character fields cannot contain carriage returns, because the load process will process a carriage return as an indication of a new record.

External Oracle Table Definition

In the table definitions that follow, the External Oracle Table Definition columns Field Name and Data Type (including length) define the physical external table.

DC_HARDLINES Table

File name: **DC_HARDLINES.DAT**

Table create SQL script: **DBC_CREATE_HARDLINES_TAB.SQL**

External Oracle table created: **DC_HARDLINES**

Suggested post-loading validation (sequence after dc_load_hardline_item.ksh:

- Capture counts from ITEM_MASTER where ITEM_MASTER.ITEM_LEVEL = ITEM_MASTER.TRAN_LEVEL and ITEM_MASTER.ITEM_PARENT is NULL and ITEM_MASTER.PACK_IND = 'N', and compare to flat file DC_HARDLINES.DAT to ensure that all rows are loaded.
- Ensure that ITEM_MASTER.DEPT/ITEM_MASTER.CLASS/ITEM_MASTER.SUBCLASS combination exists in SUBCLASS.

File Format					External Oracle Table Definition	
Field Name	Data Type	Max Length	Req'd	Description	Field Name	Data Type
SKU	Alpha-numeric	20	Y	ID that uniquely identifies the stock keeping unit.	ITEM	VARCHAR2(25)
SKU_DESC	Alpha-numeric	120	Y	Description of the SKU.	ITEM_DESC	VARCHAR2(250)
SKU_SHORT_DESC	Alpha-numeric		N	Short description of the SKU. Default = First 120 char of SKU_DESC	SHORT_DESC	VARCHAR2(120)
SKU_DESC_SECONDARY	Alpha-numeric	250	N	Secondary description of the SKU for Yomi requirement.	ITEM_DESC_SECONDARY	VARCHAR2(250)

File Format					External Oracle Table Definition	
MERCH_HIER_4	Integer	4	Y	Identifier of the merchandise hierarchy level 4 of which merchandise hierarchy level 5 is a member. Valid values are in the DEPT field in the DEPS table in RMS.	DEPT	NUMBER(4)
MERCH_HIER_5	Integer	4	Y	Identifier of the merchandise hierarchy level 5 which is a member of merchandise hierarchy level 4. Valid values are in the CLASS field in the CLASS table in RMS.	CLASS	NUMBER(4)
MERCH_HIER_6	Integer	4	Y	Identifier of the merchandise hierarchy level 6 which is a member of merchandise hierarchy level 5. Valid values are in the SUBCLASS field in the SUBCLASS table in RMS.	SUBCLASS	NUMBER(4)
COST_ZONE_GROUP_ID	Integer		Y	Cost zone group associated with the item. This field is only required when ELC_IND (landed cost indicator) is set to 'Y' in the SYSTEM_OPTIONS table.	COST_ZONE_GROUP_ID	NUMBER(4)
UOM_CONV_FACTOR	Floating Point	12,10	N	Conversion factor between an each and the STANDARD_UOM, when the STANDARD_UOM is not in the quantity class. (For example, if STANDARD_UOM = lb and 1 lb = 10 eaches, this factor is 10.) This factor is used to convert sales and stock data when an item is retailed in eaches, but does not have eaches as its standard unit of measure.	UOM_CONV_FACTOR	NUMBER(20,10)
STANDARD_UOM	Alpha-numeric	4	Y	Unit of measure in which stock of the item is tracked at a corporate level.	STANDARD_UOM	VARCHAR2(4)

File Format					External Oracle Table Definition	
STORE_ORDER_MULT	Alpha-numeric	1	Y	Unit type in which merchandise shipped from the warehouses to the stores must be specified. Valid values are: C - Cases I - Inner E - Eaches	STORE_ORD_MULT	VARCHAR2(1)
SKU_COMMENTS	Alpha-numeric	2000	N	Comments associated with the SKU.	COMMENTS	VARCHAR2(2000)
MERCHANDISE_IND	Alpha-numeric	1	N	Whether the item is a merchandise item (Y or N). Default = Y	MERCHANDISE_IND	VARCHAR2(1)
FORECAST_IND	Alpha-numeric	1	N	Whether this item will be interfaced to an external forecasting system (Y or N). Default = Y	FORECAST_IND	VARCHAR2(1)

DC_HARDLINES_XREF Table

File name: DC_HARDLINES_XREF.DAT

Table create SQL script: DBC_CREATE_HARDLINES_XREF_TAB.SQL

External Oracle table created: DC_HARDLINES_XREF

Suggested post-loading validation (sequence after dc_load_hardline_item.ksh:

- Capture counts from ITEM_MASTER where ITEM_MASTER.ITEM_LEVEL > ITEM_MASTER.TRAN_LEVEL and ITEM_MASTER.ITEM_GRANDPARENT is NULL, and compare to flat file DC_HARDLINES_XREF.DAT to ensure that all rows are loaded.
- Ensure that ITEM_MASTER.ITEM is unique.
- Ensure that ITEM_MASTER.ITEM_PARENT (if not NULL) is a valid ITEM_MASTER.ITEM with ITEM_MASTER.ITEM_LEVEL = item level of the child less 1.
- Ensure that ITEM_MASTER.COST_ZONE_GROUP_ID is a valid COST_ZONE_GROUP..ZONE_GROUP_ID if SYSTEM_OPTIONS.ELC_IND = 'Y'.
- Ensure that ITEM_MASTER.STANDARD_UOM is a valid UOM_CLASS.UOM with UOM_CLASS.UOM_CLASS is not 'MISC'.
- Ensure that ITEM_MASTER.UOM_CONV_FACTOR is not NULL if UOM_CLASS of ITEM_MASTER.STANDARD_UOM is not 'QTY'.
- Ensure that ITEM_MASTER.RETAIL_ZONE_GROUP_ID is a valid PRICE_ZONE_GROUP.ZONE_GROUP_ID.
- Ensure that ITEM_ITEM_NUMBER_TYPE is a valid CODE_DETAIL.CODE, where CODE_DETAIL.CODE_TYPE = 'UPCT'.

File Format					External Oracle Table Definition	
Field Name	Data Type	Max Length	Req'd	Description	Field Name	Data Type
XREF_ITEM	Alpha-numeric	25	Y	ID that uniquely identifies the scanning bar code associated with a product.	ITEM	VARCHAR2(25)
XREF_DESC	Alpha-numeric	250	Y	Description of the item.	ITEM_DESC	VARCHAR2(250)
XREF_SHORT_DESC	Alpha-numeric	120	N	Default = 120 char of XREF_DESC	SHORT_DESC	VARCHAR2(120)
XREF_DESC_SECONDARY	Alpha-numeric	250	N	Secondary description of the SKU for Yomi requirement.	ITEM_DESC_SECONDARY	VARCHAR2(250)
SKU	Alpha-numeric	25	Y	Stock keeping unit associated with the XREF_ITEM.	ITEM_PARENT	VARCHAR2(25)
XREF_COMMENTS	Alpha-numeric	2000	N	Comments associated with the XREF_ITEM.	COMMENTS	VARCHAR2(2000)

File Format					External Oracle Table Definition	
PRIMARY_REF_ITEM_IND	Alpha-numeric	1	N	Whether XREF_ITEM is the primary item for the stock keeping unit. Note: There can only be one primary xref item for a SKU. Default = 'N'	PRIMARY_REF_ITEM_IND	VARCHAR2(1)
ITEM_NUMBER_TYPE	Alpha-numeric	6	Y	Code specifying what type the XREF_ITEM is. Valid values for this field are in the code type UPCT in the CODE_HEAD and CODE_DETAIL tables.	ITEM_NUMBER_TYPE	VARCHAR2(6)

DC_LOAD_HARDLINE_ITEM.KSH Segment Wrapper / Load Script

This ksh script is called by the master script dc_load_main.ksh and serves two purposes:

1. It calls the create table scripts to create external Oracle tables.
2. It calls the load data script to insert data from external Oracle tables to RMS tables.

The script can be configured to create the tables and load data, or just load data at run time. The create table scripts are called only if a parameter option (-c) is passed from the command line. By default (without the option -c), this script loads the data.

The dc_load_hardline_item.ksh script utilizes a common library file and configuration file. The library file contains functions common across all segment wrapper scripts. The configuration file defines the directories used by the data conversion scripts.

For a specific function to process the load, the script checks a status file. If the data file is valid, one unique status file (*.status) is generated per function, if it does not yet exist, to signal that a load has started. If the file already exists, the script skips the load and writes a message to the log file. For the data file to be valid, it must satisfy these requirements:

- It must exist in the data directory defined in the common configuration file
- It must allow read access.
- It must contain information (have a size greater than 0).

The next topics describe the load functions that are included in the load script.

LOAD_HARDLINES

This function contains a PL/SQL block that selects from the DC_HARDLINES external table and inserts the data to the RMS ITEM_MASTER table.

The following table defines the default values in the RMS table if no information is provided in the data file (external table field values are NULL or not defined).

The function returns a Boolean value.

DC_HARDLINES to ITEM_MASTER Column Defaults

Column Name (RMS Table)	Default Value	Comments
ITEM_NUMBER_TYPE	ITEM	
ITEM_LEVEL	1	
TRAN_LEVEL	1	
SHORT_DESC	RTRIM of SUBSTRB 120 characters from ITEM_DESC	If NULL
DESC_UP	Upper ITEM_DESC	
STATUS	A	
CREATE_DATETIME	SYSDATE	
LAST_UPDATE_ID	Current user ID	
LAST_UPDATE_DATETIME	SYSDATE	
RETAIL_ZONE_GROUP_ID	Look up PRICE_ZONE_GROUP table	
ORDERABLE_IND	Y	
SELLABLE_IND	Y	
INVENTORY_IND	Y	

Column Name (RMS Table)	Default Value	Comments
MERCHANDISE_IND	Y	If NULL
FORECAST_IND	Y	If NULL
ITEM_AGGREGATE_IND	N	
DIFF_1_AGGREGATE_IND	N	
DIFF_2_AGGREGATE_IND	N	
DIFF_3_AGGREGATE_IND	N	
DIFF_4_AGGREGATE_IND	N	
PRIMARY_REF_ITEM_IND	N	
CONST_DIMEN_IND	N	
GIFT_WRAP_IND	N	
SHIP_ALONE_IND	N	
ITEM_XFORM_IND	N	
PACK_IND	N	
SIMPLE_PACK_IND	N	
CATCH_WEIGHT_IND	N	
CONTAINS_INNER_IND	N	

Required file to load: dc_hardlines.dat

INSERT_ITEM_DEFAULTS

This function inserts item defaults from the merchandise hierarchy specifications for VAT, UDAs, and item charges. Using bulk collect, it retrieves into a PL/SQL table the ITEM, DEPT, CLASS, and SUBCLASS values from the DC_HARDLINES table.

If the VAT indicator is turned on in SYSTEM_OPTIONS, this function retrieves SKU information and calls the VAT_SQL.DEFAULT_VAT_ITEM to default data into the RMS VAT_ITEM table.

It retrieves item information and calls UDA_SQL.INSERT_DEFAULTS and ITEM_CHARGE_SQL.DC_DEFAULT_CHRGS. These functions default data into the RMS UDA_ITEM_LOV, ITEM_CHRG_HEAD, and ITEM_CHRG_DETAIL tables.

Required file to load: dc_hardlines.dat

LOAD_HARDLINES_XREF

This function contains a PL/SQL block that selects from the DC_HARDLINES_XREF external tables and inserts the data to the RMS ITEM_MASTER table.

Most of the columns from the external Oracle table defined above map directly to the RMS table. The following table defines the default values in the RMS table if no information is provided in the data file (external table field values are NULL or not defined).

The function returns a Boolean value.

DC_HARDLINES_XREF to ITEM_MASTER Column Defaults

Column Name (RMS Table)	Default Value	Comments
ITEM_LEVEL	2	
TRAN_LEVEL	1	
SHORT_DESC	RTRIM of SUBSTR b 120 characters from ITEM_DESC	If NULL
DESC_UP	Upper ITEM_DESC	
STATUS	A	
CREATE_DATETIME	SYSDATE	
LAST_UPDATE_ID	Current user ID	
LAST_UPDATE_DATETIME	SYSDATE	
PRIMARY_REF_ITEM_IND	N	If NULL

Required files to load: dc_hardlines.dat, dc_hardlines_xref.dat

Grocery Items

This section describes data conversion for the following RMS tables, listed in the order that they must be loaded:

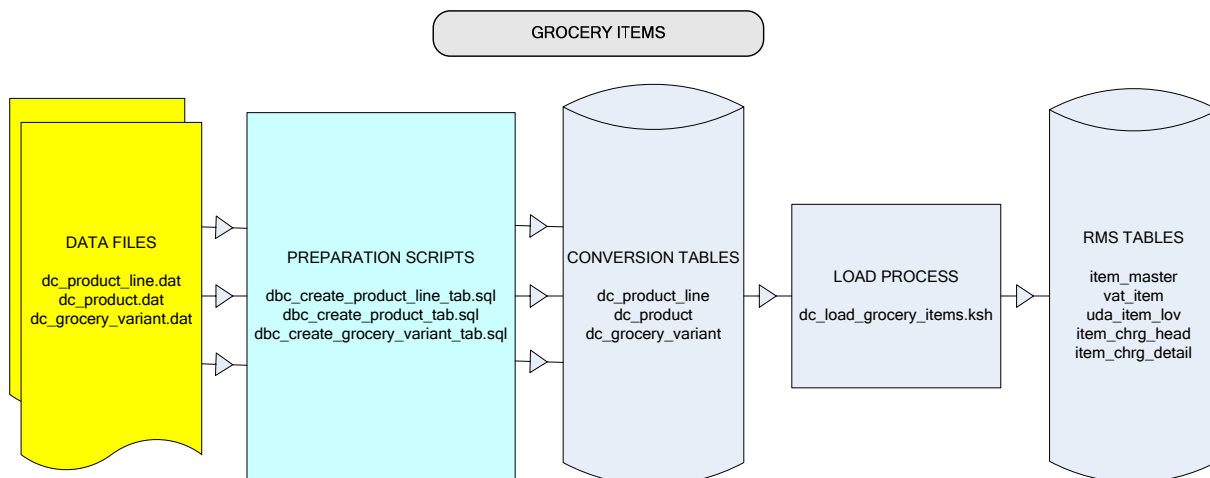
- ITEM_MASTER
- VAT_ITEM
- UDA_ITEM_LOV
- ITEM_CHRG_HEAD
- ITEM_CHRG_DETAIL

The following programs are included in this functional area:

- Main wrapper script `dc_load_main.ksh`
This main script is used across all functional areas to call segment load scripts. Refer to Chapter 2 for details.
- Segment load script `dc_load_grocery_items.ksh`.
- This wrapper calls the external Oracle table create and load scripts listed below.
- External Oracle table create scripts:
 - `dbc_create_product_line_tab.sql`
 - `dbc_create_product_tab.sql`
 - `dbc_create_grocery_variant_tab.sql`

Data Flow

The following diagram shows the data flow for the Grocery Items functional area:



File Format and External Oracle Tables

The following topics describe the flat file formats that must be created with data from the legacy system. These files must be formatted based on definitions provided before data can be loaded. The data fields for each flat file must be created in the order listed.

The `dc_load_grocery_items.ksh` script calls each of the SQL scripts in a specific order. The SQL scripts create external Oracle tables from flat file feeds and load data into the Oracle Retail Merchandising database.

File Format

In the table definitions that follow, the File Format columns Field Name, Data Type, and Max Length define the structure of the source file.

Note: Data files must be in UNIX file format and encoded as UTF-8. If a caret-M (^M) can be seen when the file is viewed in a UNIX session, it indicates that the file is in a DOS or Windows format and will cause errors when data is loaded.

Character fields cannot contain carriage returns, because the load process will process a carriage return as an indication of a new record.

External Oracle Table Definition

In the table definitions that follow, the External Oracle Table Definition columns Field Name and Data Type (including length) define the physical external table.

DC_PRODUCT_LINE Table

File name: DC_PRODUCT_LINE.DAT

Table create SQL script: DBC_CREATE_PRODUCT_LINE_TAB.SQL

External Oracle table created: DC_PRODUCT_LINE

Suggested post-loading validation (sequence after dc_load_grocery_items.ksh:

- Ensure that ITEM_MASTER.DEPT/ITEM_MASTER.CLASS/ITEM_MASTER.SUBCLASS combination exists in SUBCLASS.
- Ensure that ITEM_MASTER.DIFF_1 (if not NULL) is a valid DIFF_IDS.DIFF_ID or DIFF_GROUP_HEAD.DIFF_GROUP_ID.
- Ensure that ITEM_MASTER.DIFF_2 (if not NULL) is a valid DIFF_IDS.DIFF_ID or DIFF_GROUP_HEAD.DIFF_GROUP_ID.
- Ensure that ITEM_MASTER.DIFF_3 (if not NULL) is a valid DIFF_IDS.DIFF_ID or DIFF_GROUP_HEAD.DIFF_GROUP_ID.
- Ensure that ITEM_MASTER.DIFF_4 (if not NULL) is a valid DIFF_IDS.DIFF_ID or DIFF_GROUP_HEAD.DIFF_GROUP_ID.

File Format					External Oracle Table Definition	
Field Name	Data Type	Max Length	Req'd	Description	Field Name	Data Type
PRODUCT_LINE	Alpha-numeric	25	Y	ID that uniquely identifies the product line.	ITEM	VARCHAR2(25)
PRODUCT_LINE_DESC	Alpha-numeric	250	Y	Description of the product line.	ITEM_DESC	VARCHAR2(250)
PRODUCT_LINE_SHORT_DESC	Alpha-numeric	120	N	Short description of the product line. Default = First 120 characters of ITEM_DESC	SHORT_DESC	VARCHAR2(120)
PRODUCT_LINE_DESC_SECONDARY	Alpha-numeric	250	N	Secondary description of product line.	ITEM_DESC_SECONDARY	VARCHAR2(250)

File Format					External Oracle Table Definition	
MERCH_HIER_4	Integer	4	Y	Identifier of the merchandise hierarchy level 4 of which merchandise hierarchy level 5 is a member. Valid values are in the DEPT field in the DEPS table in RMS.	DEPT	NUMBER(4)
MERCH_HIER_5	Integer	4	Y	Identifier of the merchandise hierarchy level 5 which is a member of merchandise hierarchy level 4. Valid values are in the CLASS field in the CLASS table in RMS.	CLASS	NUMBER(4)
MERCH_HIER_6	Integer	4	Y	Identifier of the merchandise hierarchy level 6 which is a member of merchandise hierarchy level 5. Valid values are in the SUBCLASS field in the SUBCLASS table in RMS.	SUBCLASS	NUMBER(4)
DIFF_GROUP_1_FLAVOR	Alpha-numeric	10	N	Flavor group ID that differentiates the product line. Valid values are found in the DIFF_GROUP and DIFF_IDS tables in RMS.	DIFF_1	VARCHAR2(10)
DIFF_GROUP_2_SIZE	Alpha-numeric	10	N	Size group ID that differentiates the product line. Valid values are found in the DIFF_GROUP and DIFF_IDS tables in RMS.	DIFF_2	VARCHAR2(10)
OTHER_GROUP_3	Alpha-numeric	10	N	ID of a grouping that differentiates the product line. Valid values are found in the DIFF_GROUP and DIFF_IDS tables.	DIFF_3	VARCHAR2(10)
OTHER_GROUP_4	Alpha-numeric	10	N	ID of a grouping that differentiates the product line. Valid values are found in the DIFF_GROUP and DIFF_IDS tables.	DIFF_4	VARCHAR2(10)

File Format					External Oracle Table Definition	
ITEM_ AGGREGATE	Alpha-numeric	1	N	Default = N Indicator for the item aggregating up to specific groupings such as product line/ flavor. This item aggregate indicator allows the user to specify if the item may aggregate by numbers. Aggregation allows the system to support allocations at a product line/ grouping level. The remainder of the differentiators that are not a part of the aggregate group represent the curve portion of the allocation algorithm.	ITEM_ AGGREGATE_ IND	VARCHAR2(1)
FLAVOR_ AGGREGATE_ IND	Alpha-numeric	1	N	Default = N Indicator for the item aggregating up to a product line/ flavor level. This indicator allows the user to specify if the item may aggregate by numbers. Aggregation allows the system to support allocations at a product line/ grouping level. The remainder of the differentiators that are not a part of the aggregate group represent the curve portion of the allocation algorithm.	DIFF_1_ AGGREGATE_ IND	VARCHAR2(1)
SIZE_ AGGREGATE_ IND	Alpha-numeric	1	N	Default = N Indicator for the item aggregating up to a product line/ size grouping level. This indicator allows the user to specify if the item may aggregate by numbers. Aggregation allows the system to support allocations at a product line/ grouping level. The remainder of the differentiators that are not a part of the aggregate group represent the curve portion of the allocation algorithm.	DIFF_2_ AGGREGATE_ IND	VARCHAR2(1)

File Format					External Oracle Table Definition	
OTHER_GROUP_3_AGGREGATE_IND	Alpha-numeric	1	N	Default = N Indicator for the item aggregating up to a product line/other grouping level. This indicator allows the user to specify if the item may aggregate by numbers. Aggregation allows the system to support allocations at a product line/grouping level. The remainder of the differentiators that are not a part of the aggregate group represent the curve portion of the allocation algorithm.	DIFF_3_AGGREGATE_IND	VARCHAR2(1)
OTHER_GROUP_4_AGGREGATE_IND	Alpha-numeric	1	N	Default = N Indicator for the item aggregating up to a product line/grouping level. This indicator allows the user to specify if the item may aggregate by numbers. Aggregation allows the system to support allocations at a product line/grouping level. The remainder of the differentiators that are not a part of the aggregate group represent the curve portion of the allocation algorithm.	DIFF_4_AGGREGATE_IND	VARCHAR2(1)
PRODUCT_LINE_COMMENTS	Alpha-numeric	2000	N	Any comments associated with the product line.	COMMENTS	VARCHAR2(2000)

Note: The same number of aggregate indicators should be populated as the number of corresponding diff values.

For example, if diffs 1 and 2 contain values, then only diff aggregate 1 and diff aggregate 2 should be populated with a Y or N. The diff 3 and 4 aggregate indicators should be NULL.

For item aggregation, the item can only aggregate by up to 1 less than the total number of diff groups specified. For example, if an item has three diff groups associated with it, the user can aggregate by as many as two of those groups.

DC_PRODUCT Table

File name: DC_PRODUCT.DAT

Table create SQL script: DBC_CREATE_PRODUCT_TAB.SQL

External Oracle table created: DC_PRODUCT

Separate post-loading validation is not required for the DC_PRODUCT table. The validations for the DC_GROCERY_VARIANT table (later in this chapter) will also validate the rows loaded to the DC_PRODUCT table.

File Format					External Oracle Table Definition	
Field Name	Data Type	Max Length	Req'd	Description	Field Name	Data Type
PRODUCT	Alpha-numeric	25	Y	ID that identifies the product.	ITEM	VARCHAR2(25)
PRIMARY_PRODUCT_IND	Alpha-numeric	1	N	Not in the RMS ITEM_MASTER table, needed for defaulting product line.	PRIMARY_PRODUCT_IND	VARCHAR2(1)
PRODUCT_LINE	Alpha-numeric	25	Y	Product line associated with the product.	ITEM_PARENT	VARCHAR2(25)
PRODUCT_DESC	Alpha-numeric	250	Y	Description of the product.	ITEM_DESC	VARCHAR2(250)
PRODUCT_SHORT_DESC	Alpha-numeric	120	N	Default = First 120 characters of ITEM_DESC (PRODUCT_DESC)	SHORT_DESC	VARCHAR2(120)
PRODUCT_DESC_SECONDARY	Alpha-numeric	250	N	Secondary description of the product.	ITEM_DESC_SECONDARY	VARCHAR2(250)
COST_ZONE_GROUP_ID	Integer	4	Y	Cost zone group associated with the product. This field is only required when ELC_IND (landed cost indicator) is set to 'Y' in the SYSTEM_OPTIONS table within RMS.	COST_ZONE_GROUP_ID	NUMBER(4)

File Format					External Oracle Table Definition	
UOM_CONV_FACTOR	Numeric	20,10	N	Conversion factor between an each and the STANDARD_UOM when the STANDARD_UOM is not in the quantity class. (For example, if STANDARD_UOM = lb and 1 lb = 10 eaches, this factor is 10.) This factor is used to convert sales and stock data when an item is retailed in eaches, but does not have eaches as its standard unit of measure.	UOM_CONV_FACTOR	NUMBER(20,10)
STANDARD_UOM	Alpha-numeric	4	Y	Unit of measure in which stock of the product is tracked at a corporate level.	STANDARD_UOM	VARCHAR2(4)
STORE_ORD_MULT	Alpha-numeric	1	Y	Unit type in which products shipped from the warehouses to the stores must be specified. Valid values are: C - Cases I - Inner E - Eaches	STORE_ORD_MULT	VARCHAR2(1)
MERCHANDISE_IND	Alpha-numeric	1	N	Default = Y Indicates if the product is a merchandise item (Y or N).	MERCHANDISE_IND	VARCHAR2(1)
FORECAST_IND	Alpha-numeric	1	N	Default = Y Indicates if this product will be interfaced to an external forecasting system (Y or N).	FORECAST_IND	VARCHAR2(1)
DIFF_1_FLAVOR	Alpha-numeric	10	N	Flavor ID of the flavor that differentiates the product from its product line. Valid values are in the DIFF_GROUP and DIFF_IDS tables in RMS.	DIFF_1	VARCHAR2(10)

File Format					External Oracle Table Definition	
DIFF_2_SIZE	Alpha-numeric	10	N	Size ID of the size that differentiates the product from its product line. Valid values are in the DIFF_GROUP and DIFF_IDS tables in RMS.	DIFF_2	VARCHAR2(10)
OTHER_DIFF_3	Alpha-numeric	10	N	ID of the differentiator that differentiates the product from its product line. Valid values are in the DIFF_GROUP and DIFF_IDS tables in RMS.	DIFF_3	VARCHAR2(10)
OTHER DIFF_4	Alpha-numeric	10	N	ID of the differentiator that differentiates the product from its product line. Valid values are in the DIFF_GROUP and DIFF_IDS tables in RMS.	DIFF_4	VARCHAR2(10)
CATCH_WEIGHT_IND	Alpha-numeric	1	N	Default = N Whether the item should be weighed when it arrives at a location. Valid values for this field are Y and N.	CATCH_WEIGHT_IND	VARCHAR2(1)
HANDLING_TEMP	Alpha-numeric	6	N	Temperature information associated with the item. Valid values for this field are in the code type HTMP in the CODE_HEAD and CODE_DETAIL tables.	HANDLING_TEMP	VARCHAR2(6)
HANDLING_SENSITIVITY	Alpha-numeric	6	N	Sensitivity information associated with the item. Valid values for this field are in the code type HSEN in the CODE_HEAD and CODE_DETAIL tables.	HANDLING_SENSITIVITY	VARCHAR2(6)

File Format					External Oracle Table Definition	
WASTE_TYPE	Alpha-numeric	6	N	Identifies wastage type as either sales or spoilage wastage. Sales wastage occurs during processes that make an item saleable (for example, fat is trimmed off at customer request). Spoilage wastage occurs during the product's shelf life (for example, evaporation causes the product to weigh less after a period of time). Valid values are: SP - Spoilage SL - Sales Wastage is not applicable to pack items.	WASTE_TYPE	VARCHAR2(6)
WASTE_PCT	Numeric	12,4	N	Average percent of wastage for the item over its shelf life. Used in inflating the retail price for wastage items.	WASTE_PCT	NUMBER(12,4)
DEFAULT_WASTE_PCT	Numeric	12,4	N	Default daily wastage percent for spoilage type wastage items. This value defaults to all item locations and represents the average amount of wastage that occurs on a daily basis.	DEFAULT_WASTE_PCT	NUMBER(12,4)
PACKAGE_SIZE	Numeric	12,4	N	Size of the product printed on any packaging (for example, 24 ounces). This field is used for reporting purposes, as well as by Retail Price Management to determine same-sized and different-sized items.	PACKAGE_SIZE	NUMBER(12,4)
PACKAGE_UOM	Alpha-numeric	4	N	Unit of measure associated with the package size. This field is used for reporting purposes, and by Retail Price Management to determine same-sized and different-sized items.	PACKAGE_UOM	VARCHAR2(4)

File Format					External Oracle Table Definition	
DEPOSIT_ITEM_TYPE	Alpha-numeric	6	N	<p>Deposit item component type. A NULL value in this field indicates that this item is not part of a deposit item relationship. The possible values are:</p> <p>E - Contents A - Container Z - Crate T - Returned item (empty bottle) P - Complex pack (with deposit items)</p> <p>The returned item is flagged only to enable these items to be mapped to a separate general ledger account if required.</p>	DEPOSIT_ITEM_TYPE	VARCHAR2(6)
CONTAINER_ITEM	Alpha-numeric	25	N	<p>Container item number for a contents item. This field is only populated and required if the DEPOSIT_ITEM_TYPE = 'E'.</p>	CONTAINER_ITEM	VARCHAR2(25)
DEPOSIT_IN_PRICE_UOM	Alpha-numeric	6	N	<p>Indicates if the deposit amount is included in the price per UOM calculation for a contents item ticket. This value is only required if the DEPOSIT_ITEM_TYPE = 'E'. Valid values are:</p> <p>I - Include deposit amount E - Exclude deposit amount</p>	DEPOSIT_IN_PRICE_PER_UOM	VARCHAR2(6)
RETAIL_LABEL_TYPE	Alpha-numeric	6	N	<p>Indicates any special label type associated with an item (for example, prepriced or cents off). This field is used for reporting purposes only. Values for this field are defined by the RTL code in code detail.</p>	RETAIL_LABEL_TYPE	VARCHAR2(6)

File Format					External Oracle Table Definition	
RETAIL_LABEL_VALUE	Numeric	20,4	N	Value associated with the retail label type.	RETAIL_LABEL_VALUE	NUMBER(20,4)
PRODUCT_COMMENTS	Alpha-numeric	2000	N	Comments associated with the product.	COMMENTS	VARCHAR2(2000)

DC_GROCERY_VARIANT Table

File name: **DC_GROCERY_VARIANT.DAT**

Table create SQL script: **DBC_CREATE_GROCERY_VARIANT_TAB.SQL**

External Oracle table created: **DC_GROCERY_VARIANT**

Suggested post-loading validation (sequence after dc_load_grocery_items.ksh):

- Ensure that ITEM_MASTER.ITEM is unique.
- Ensure that ITEM_MASTER.ITEM_PARENT (if not NULL) is a valid ITEM_MASTER.ITEM with ITEM_MASTER.ITEM_LEVEL = item level of the child less 1.
- Ensure that ITEM_MASTER.ITEM_GRANDPARENT (if not NULL) is a valid ITEM_MASTER.ITEM with ITEM_MASTER.ITEM_LEVEL = item level of the grandchild less 2.
- Ensure that ITEM_MASTER.COST_ZONE_GROUP_ID is a valid COST_ZONE_GROUP.ZONE_GROUP_ID if SYSTEM_OPTIONS.ELC_IND = 'Y'.
- Ensure that ITEM_MASTER.STANDARD_UOM is a valid UOM_CLASS.UOM with UOM_CLASS.UOM_CLASS is not 'MISC'.
- Ensure that ITEM_MASTER.UOM_CONV_FACTOR is not NULL if UOM_CLASS of ITEM_MASTER.STANDARD_UOM is not 'QTY'.
- Ensure that ITEM_MASTER.RETAIL_ZONE_GROUP_ID is a valid PRICE_ZONE_GROUP.ZONE_GROUP_ID.
- Ensure that ITEM_MASTER.PACKAGE_UOM (if not NULL) is a valid UOM_CLASS.UOM.
- Ensure that ITEM_MASTER.RETAIL_LABEL_TYPE (if not NULL) is a valid CODE_DETAIL.CODE where CODE_DETAIL.CODE_TYPE = 'RTL'.
- Ensure that ITEM_MASTER.HANDLING_TEMP (if not NULL) is a valid CODE_DETAIL.CODE where CODE_DETAIL.CODE_TYPE = 'HTMP'.
- Ensure that ITEM_MASTER.HANDLING_SENSITIVITY (if not NULL) is a valid CODE_DETAIL.CODE where CODE_DETAIL.CODE_TYPE = 'HSEN'.
- Ensure that ITEM_MASTER.ITEM_NUMBER_TYPE is a valid CODE_DETAIL.CODE where CODE_DETAIL.CODE_TYPE = 'UPCT'.
- Ensure that ITEM_MASTER.CONTAINER_ITEM is a valid ITEM_MASTER.ITEM if ITEM_MASTER.DEPOSIT_ITEM_TYPE = 'E'.
- Ensure that ITEM_MASTER.FORMAT_ID and ITEM_MASTER.PREFIX are not NULL if ITEM_MASTER.ITEM_NUMBER_TYPE = 'VPLU'.
- Ensure that ITEM_MASTER.FORMAT_ID is a valid VAR_UPC_EAN.FORMAT_ID if ITEM_MASTER.ITEM_NUMBER_TYPE = 'VPLU'.

File Format					External Oracle Table Definition	
Field Name	Data Type	Max Length	Req'd	Description	Field Name	Data Type
VARIANT	Alpha-numeric	25	Y	ID that uniquely identifies the scanning barcode associated with a product.	ITEM	VARCHAR2(25)
VARIANT_NUMBER_TYPE	Alpha-numeric	6	Y	Code specifying what type the variant item is. Valid values for this field are in the code type UPCT in the CODE_HEAD and CODE_DETAIL tables.	ITEM_NUMBER_TYPE	VARCHAR2(6)
VAR_WGT_PLU_FORMAT	Alpha-numeric	1	N	Format ID that corresponds to the item's variable UPC. This value is only used for items with variable UPCs.	FORMAT_ID	VARCHAR2(1)
VAR_WGT_PLU_PREFIX	Integer	2	N	Prefix for variable weight UPCs. The prefix determines the format of the eventual UPC and is used to decode variable weight UPCs that are uploaded from the POS. It is the client's responsibility to download this value to their scale systems.	PREFIX	NUMBER(2)
VARIANT_DESC	Alpha-numeric	250	Y	Description of the variant.	ITEM_DESC	VARCHAR2(250)
VARIANT_SHORT_DESC	Alpha-numeric	120	N	Short description of the variant. Default = First 120 characters of ITEM_DESC	SHORT_DESC	VARCHAR2(120)
VARIANT_DESC_SECONDARY	Alpha-numeric	250	N	Secondary description of the variant.	ITEM_DESC_SECONDARY	VARCHAR2(250)
PRODUCT	Alpha-numeric	25	Y	ID of the product associated with the variant.	ITEM_PARENT	VARCHAR2(25)
PRODUCT_LINE	Alpha-numeric	25	Y	ID of the product line associated with the variant.	ITEM_GRANDPARENT	VARCHAR2(25)
PRIMARY_REF_ITEM_IND	Alpha-numeric	1	N	Default = N Indicates if the variant is the primary variant for the product.	PRIMARY_REF_ITEM_IND	VARCHAR2(1)
VARIANT_COMMENTS	Alpha-numeric	2000	N	Comments associated with the variant.	COMMENTS	VARCHAR2(2000)

DC_LOAD_GROCERY_ITEMS.KSH Segment Wrapper / Load Script

This ksh script is called by the master script dc_load_main.ksh and serves two purposes:

1. It calls the create table scripts to create external Oracle tables.
2. It calls the load data script to insert data from external Oracle tables to RMS tables.

The script can be configured to create the tables and load data, or just load data at run time. The create table scripts are called only if a parameter option (-c) is passed from the command line. By default (without the option -c), this script loads the data.

The dc_load_grocery_items.ksh script utilizes a common library file and configuration file. The library file contains functions common across all segment wrapper scripts. The configuration file defines the directories used by the data conversion scripts.

For a specific function to process the load, the script checks a status file. If the data file is valid, one unique status file (*.status) is generated per function, if it does not yet exist, to signal that a load has started. If the file already exists, the script skips the load and writes a message to the log file. For the data file to be valid, it must satisfy these requirements:

- It must exist in the data directory defined in the common configuration file
- It must allow read access.
- It must contain information (have a size greater than 0).

The next topics describe the load functions that are included in the load script.

LOAD_PRODUCT_LINE

This function contains a PL/SQL block that selects from the DC_PRODUCT_LINE and DC_PRODUCT external tables and inserts the data to the RMS ITEM_MASTER table.

The following table defines the default values in the RMS table if no information is provided in the data file (external table field values are NULL or not defined).

The function returns a Boolean value.

DC_PRODUCT_LINE and DC_PRODUCT to ITEM_MASTER Column Defaults

Column Name (RMS Table)	Default Value	Comments
ITEM_NUMBER_TYPE	ITEM	
ITEM_LEVEL	1	
TRAN_LEVEL	2	
SHORT_DESC	RTRIM/SUBSTRB 120 characters from ITEM_DESC	If NULL
DESC_UP	Upper ITEM_DESC	
STATUS	A	
CREATE_DATETIME	SYSDATE	
LAST_UPDATE_ID	Current user ID	
LAST_UPDATE_DATETIME	SYSDATE	
ITEM_AGGREGATE_IND	N	If NULL
DIFF_1_AGGREGATE_IND	N	If NULL

Column Name (RMS Table)	Default Value	Comments
DIFF_2_AGGREGATE_IND	N	If NULL
DIFF_3_AGGREGATE_IND	N	If NULL
DIFF_4_AGGREGATE_IND	N	If NULL

Required file to load: dc_product_line.dat, dc_product.dat

LOAD_PRODUCT

This function contains a PL/SQL block that selects from the DC_PRODUCT external table and inserts the data to the RMS ITEM_MASTER table.

The following table defines the default values in the RMS table if no information is provided in the data file (external table field values are NULL or not defined).

The function returns a Boolean value.

DC_PRODUCT_LINE and DC_PRODUCT to ITEM_MASTER Column Defaults

Column Name (RMS Table)	Default Value	Comments
ITEM_NUMBER_TYPE	ITEM	
ITEM_LEVEL	2	
TRAN_LEVEL	2	
SHORT_DESC	RTRIM/SUBSTRB 120 characters from ITEM_DESC	If NULL
DESC_UP	Upper ITEM_DESC	
STATUS	A	
CREATE_DATETIME	SYSDATE	
LAST_UPDATE_ID	Current user ID	
LAST_UPDATE_DATETIME	SYSDATE	
RETAIL_ZONE_GROUP_ID	Lookup from PRICE_ZONE_GROUP table	
ORDERABLE_IND	Y	
SELLABLE_IND	Y	
INVENTORY_IND	Y	
MERCHANDISE_IND	Y	If NULL
FORECAST_IND	Y	If NULL
ITEM_AGGREGATE_IND	N	
DIFF_1_AGGREGATE_IND	N	
DIFF_2_AGGREGATE_IND	N	
DIFF_3_AGGREGATE_IND	N	
DIFF_4_AGGREGATE_IND	N	

Column Name (RMS Table)	Default Value	Comments
PRIMARY_REF_ITEM_IND	N	
CONST_DIMEN_IND	N	
GIFT_WRAP_IND	N	
SHIP_ALONE_IND	N	
ITEM_XFORM_IND	N	
PACK_IND	N	
SIMPLE_PACK_IND	N	
CATCH_WEIGHT_IND	N	If NULL
CONTAINS_INNER_IND	N	

Required file to load: dc_product_line.dat, dc_product.dat

LOAD_GROCERY_VARIANT

This function contains a PL/SQL block that selects from the DC_GROCERY_VARIANT external table and inserts the data to the RMS ITEM_MASTER table.

The following table defines the default values in the RMS table if no information is provided in the data file (external table field values are NULL or not defined).

The function returns a Boolean value.

DC_GROCERY_VARIANT and DC_HARDLINES to ITEM_MASTER Column Defaults

Column Name (RMS Table)	Default Value	Comments
ITEM_LEVEL	3	
TRAN_LEVEL	2	
SHORT_DESC	RTRIM/SUBSTRB 120 characters from ITEM_DESC	If NULL
DESC_UP	Upper ITEM_DESC	
PRIMARY_REF_ITEM_IND	N	If NULL

Required files to load: dc_product_line.dat, dc_product.dat, dc_grocery_variant.dat

DEFAULT_GROCERY

This function defaults data in the VAT_ITEM, UDA_ITEM_LOV, and ITEM_CHRG_HEAD/DETAIL tables for newly created products and product lines. It includes the following logic:

- If the VAT indicator is turned on in system_options, it uses bulk collect to retrieve into a PL/SQL table the item/department values from the DC_PRODUCT table. It calls the PL/SQL function VAT_SQL.DEFAULT_VAT_ITEM to insert the department VAT defaults into the RMS VAT_ITEM table, by selecting from the vat_deps and vat_code_rates for each item in the DC_PRODUCT table.
- It also uses bulk collect to retrieve into a PL/SQL table the item/dept/class/subclass values from the DC_PRODUCT and DC_PRODUCT_LINE tables. It calls UDA_SQL.INSERT_DEFAULTS to insert the department UDA defaults into the RMS uda_item_lov table, by selecting from uda_item_defaults and uda for each item in the DC_PRODUCT and DC_PRODUCT_LINE tables.
- It calls ITEM_CHARGE_SQL.DEFAULT_CHRGs to insert the department charge defaults into the RMS ITEM_CHRG_HEAD and ITEM_CHRG_DETAIL tables, by selecting from dept_chrg_head and dept_chrg_detail for each item in the DC_PRODUCT and DC_PRODUCT_LINE tables.

Required file to load: dc_product_line.dat, dc_product.dat

Pack Items

This section describes data conversion for the following RMS tables, listed in the order that they must be loaded:

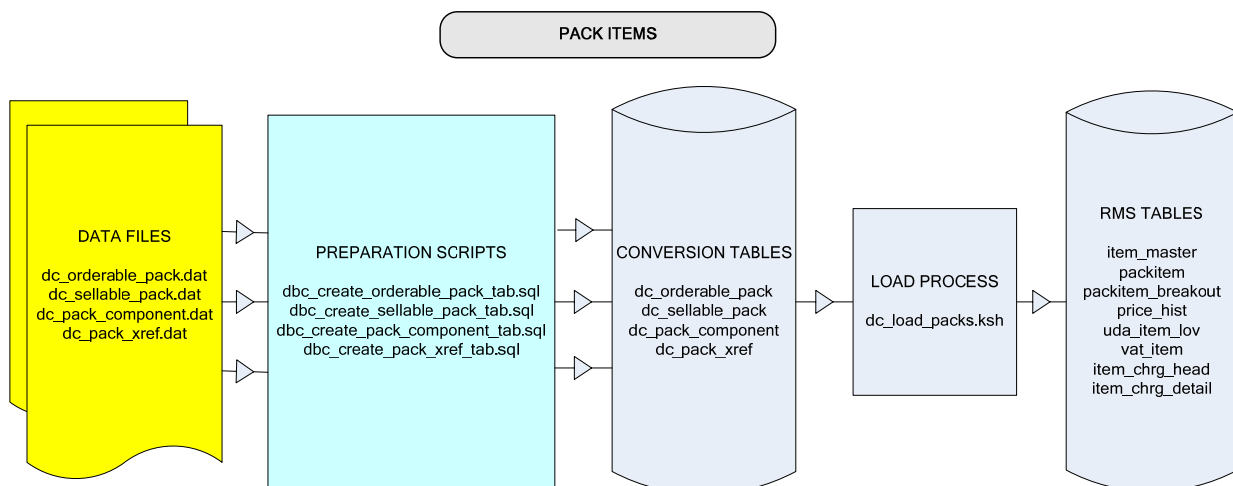
- ITEM_MASTER
- PACKITEM
- PACKITEM_BREAKOUT
- PRICE_HIST
- UDA_ITEM_LOV
- RPM_ITEM_ZONE_PRICE
- VAT_ITEM
- ITEM_CHRG_HEAD
- ITEM_CHRG_DETAIL

The following programs are included in the Pack Items functional area:

- Main wrapper script `dc_load_main.ksh`
This main script is used across all functional areas to call segment load scripts. Refer to Chapter 2 for details.
- Segment load script `dc_load_packs.ksh`
This wrapper calls the external Oracle table create scripts listed below.
- External Oracle table create scripts:
 - `dbc_create_orderable_pack_tab.sql`
 - `dbc_create_sellable_pack_tab.sql`
 - `dbc_create_pack_component_tab.sql`
 - `dbc_create_pack_xref_tab.sql`

Data Flow

The following diagram shows the data flow for the Pack Items functional area:



File Format and External Oracle Tables

The following topics describe the flat file formats that must be created with data from the legacy system. These files must be formatted based on definitions provided before data can be loaded. The data fields for each flat file must be created in the order listed.

The dc_load_packs.ksh script calls each of the SQL scripts in a specific order. The SQL scripts create external Oracle tables from flat file feeds and load data into the Oracle Retail Merchandising database.

File Format

In the table definitions that follow, the File Format columns Field Name, Data Type, and Max Length define the structure of the source file.

Note: Data files must be in UNIX file format and encoded as UTF-8. If a caret-M (^M) can be seen when the file is viewed in a UNIX session, it indicates that the file is in a DOS or Windows format and will cause errors when data is loaded.

Character fields cannot contain carriage returns, because the load process will process a carriage return as an indication of a new record.

External Oracle Table Definition

In the table definitions that follow, the External Oracle Table Definition columns Field Name and Data Type (including length) define the physical external table.

DC_ORDERABLE_PACK Table

File name: **DC_ORDERABLE_PACK.DAT**

This file contains all orderable packs that are either sellable or non-sellable. These packs can be simple packs or complex packs in RMS.

Table create SQL script: **DBC_CREATE_ORDERABLE_PACK_TAB.SQL**

External Oracle table created: **DC_ORDERABLE_PACK**

Suggested post-loading validation (sequence after dc_load_packs.ksh):

- Capture counts from ITEM_MASTER where ITEM_MASTER.ITEM_LEVEL = ITEM_MASTER.TRAN_LEVEL and ITEM_MASTER.PACK_IND = 'Y' and ITEM_MASTER.ORDERABLE_IND = 'Y', and compare to flat file DC_ORDERABLE_PACK.DAT to ensure that all rows are loaded.
- Ensure that ITEM_MASTER.COST_ZONE_GROUP_ID is a valid COST_ZONE_GROUP.ZONE_GROUP_ID if SYSTEM_OPTIONS.ELC_IND = 'Y' and ITEM_MASTER.PACK_IND = 'Y' and ITEM_MASTER.ORDERABLE_IND = 'Y'.
- Ensure that ITEM_MASTER.DEPT/ITEM_MASTER.CLASS/ITEM_MASTER.SUBCLASS combination exists in SUBCLASS.
- Ensure that ITEM_MASTER.DIFF_1 (if not NULL) is a valid DIFF_IDS.DIFF_ID or DIFF_GROUP_HEAD.DIFF_GROUP_ID.
- Ensure that ITEM_MASTER.DIFF_2 (if not NULL) is a valid DIFF_IDS.DIFF_ID or DIFF_GROUP_HEAD.DIFF_GROUP_ID.
- Ensure that ITEM_MASTER.DIFF_3 (if not NULL) is a valid DIFF_IDS.DIFF_ID or DIFF_GROUP_HEAD.DIFF_GROUP_ID.
- Ensure that ITEM_MASTER.DIFF_4 (if not NULL) is a valid DIFF_IDS.DIFF_ID or DIFF_GROUP_HEAD.DIFF_GROUP_ID.
- Ensure that ITEM_MASTER.PACKAGE_UOM (if not NULL) is a valid UOM_CLASS.UOM.
- Ensure that ITEM_MASTER.RETAIL_LABEL_TYPE (if not NULL) is a valid CODE_DETAIL.CODE where CODE_DETAIL.CODE_TYPE = 'RTLTL'.
- Ensure that ITEM_MASTER.HANDLING_TEMP (if not NULL) is a valid CODE_DETAIL.CODE where CODE_DETAIL.CODE_TYPE = 'HTMP'.
- Ensure that ITEM_MASTER.HANDLING_SENSITIVITY (if not NULL) is a valid CODE_DETAIL.CODE where CODE_DETAIL.CODE_TYPE = 'HSEN'.

File Format					External Oracle Table Definition	
Field Name	Data Type	Max Length	Req'd	Description	Field Name	Data Type
PACKID	Alpha-numeric	25	Y	Unique identifier of the pack item	ITEM	VARCHAR2(25)
DIFF_1	Alpha-numeric	10	N	ID of the differentiator that differentiates the SKU from its Style (for example, stone-washed). Valid values are found in the DIFF_GROUP and DIFF_IDS tables.	DIFF_1	VARCHAR2(10)

File Format					External Oracle Table Definition	
DIFF_2	Alpha-numeric	10	N	ID of the differentiator that differentiates the SKU from its Style. Valid values are found in the DIFF_GROUP and DIFF_IDS tables.	DIFF_2	VARCHAR2(10)
DIFF_3	Alpha-numeric	10	N	ID of the differentiator that differentiates the SKU from its Style. Valid values are found in the DIFF_GROUP and DIFF_IDS tables.	DIFF_3	VARCHAR2(10)
DIFF_4	Alpha-numeric	10	N	ID of the differentiator that differentiates the SKU from its Style. Valid values are found in the DIFF_GROUP and DIFF_IDS tables.	DIFF_4	VARCHAR2(10)
MERCH_HIER_4	Integer	4	Y	Identifier of the merchandise hierarchy level 4 that is a member of merchandise hierarchy level 6. Valid values are in the DEPT field in the DEPS table in RMS.	DEPT	NUMBER(4)
MERCH_HIER_5	Integer	4	Y	Identifier of the merchandise hierarchy level 5 that is a member of merchandise hierarchy level 4. Valid values are in the CLASS field in the CLASS table in RMS.	CLASS	NUMBER(4)
MERCH_HIER_6	Integer	4	Y	Identifier of the merchandise hierarchy level 6 that is a member of merchandise hierarchy level 5. Valid values are in the SUBCLASS field in the SUBCLASS table in RMS.	SUBCLASS	NUMBER(4)
PACK_DESCRIPTION	Alpha-numeric	250	Y	Description of the pack item.	ITEM_DESC	VARCHAR2(250)
PACK_SHORT_DESC	Alpha-numeric	120	N	Short description of the pack item. Default = First 120 char of PACK_DESC	SHORT_DESC	VARCHAR2(120)
PACK_SECONDARY_DESC	Alpha-numeric	250	N	Secondary description of the SKU for Yomi requirement.	ITEM_DESC_SECONDARY	VARCHAR2(250)
COST_ZONE_GROUP_ID	Integer	4	N	NULL if PACK_TYPE = 'B'uyer; otherwise NOT NULL Cost zone group associated with the item. This field is only required when ELC_IND (landed cost indicator) is set to 'Y' in the SYSTEM_OPTIONS table.	COST_ZONE_GROUP_ID	NUMBER(4)

File Format					External Oracle Table Definition	
PACKAGE_SIZE	Numeric	12,4	N	Size of the product printed on any packaging (for example, 24 ounces). This field is used for reporting purposes, as well as by Retail Price Management to determine same-sized and different-sized items.	PACKAGE_SIZE	NUMBER(12,4)
PACKAGE_UOM	Alpha-numeric	4	N	Unit of measure associated with the package size. This field is used for reporting purposes, and by Retail Price Management to determine same-sized and different-sized items.	PACKAGE_UOM	VARCHAR2(4)
STORE_ORD_MULT	Alpha-numeric	1	N	Unit type in which products shipped from the warehouses to the stores must be specified. Valid values are: C - Cases I - Inner E - Eaches Default = E	STORE_ORD_MULT	VARCHAR2(1)
MFG_REC_RETAIL	Numeric	20,4	N	Manufacturer's recommended retail price for the item. Used for information only. Must be in the primary currency. NULL if SELLABLE_IND = N	MFG_REC_RETAIL	NUMBER(20,4)
RETAIL_LABEL_TYPE	Alpha-numeric	6	N	Any special label type associated with an item (for example, prepriced or cents off). This field is used for reporting purposes only. Values for this field are defined by the RTL code on code detail. NULL if SELLABLE_IND = 'N'	RETAIL_LABEL_TYPE	VARCHAR2(6)
RETAIL_LABEL_VALUE	Numeric	20,4	N	The value associated with the retail label type. NULL if SELLABLE_IND = N	RETAIL_LABEL_VALUE	NUMBER(20,4)
HANDLING_TEMP	Alpha-numeric	6	N	Temperature information associated with the item. Valid values for this field are in the code type HTMP in the CODE_HEAD and CODE_DETAIL tables.	HANDLING_TEMP	VARCHAR2(6)
HANDLING_SENSITIVITY	Alpha-numeric	6	N	Sensitivity information associated with the item. Valid values for this field are in the code type HSEN in the CODE_HEAD and CODE_DETAIL tables.	HANDLING_SENSITIVITY	VARCHAR2(6)

File Format					External Oracle Table Definition	
CATCH_WEIGHT_IND	Alpha-numeric	1	Y	Whether the item should be weighed when it arrives at a location. Valid values for this field are Y and N.	CATCH_WEIGHT_IND	VARCHAR2(1)
SIMPLE_PACK_IND	Alpha-numeric	1	Y	Whether the pack item contains all the same items within (simple) or the pack item has different items (complex). Valid values are Y or N.	SIMPLE_PACK_IND	VARCHAR2(1)
SELLABLE_IND	Alpha-numeric	1	Y	Whether the pack item is sellable to a customer.	SELLABLE_IND	VARCHAR2(1)
PACK_TYPE	Alpha-numeric	1	N	Whether the pack item is a vendor pack or a buyer pack. Valid values are: B - Buyer V - Vendor Required ('V' or 'B') for a complex pack: V for a simple pack B for a buyer pack that is either "Assembled as a pack after receipt and ordered as individual items," or "Vendor pack," where the pack is ordered.	PACK_TYPE	VARCHAR2(1)
ORDER_AS_TYPE	Alpha-numeric	1	N	Whether a pack item is receivable at the component level or at the pack level (for a buyer pack only). This field is required if the pack item is an orderable buyer pack. This field must be NULL if the pack is sellable only or a vendor pack. Valid values are: E - Eaches (component level) P - Pack (buyer pack only) Identifies whether a buyer pack should be ordered as the components of the pack (E), or the pack item should be ordered (P). For example, pack A contains 6 of item B and 6 of item C. If this field is P, the order would be placed for item A. If this field is E, when ordering 1 unit of A, the supplier would actually receive the order for 6 B items and 6 C items.	ORDER_AS_TYPE	VARCHAR2(1)
PACK_COMMENTS	Alpha-numeric	2000	N	Any comments associated with the pack item	COMMENTS	VARCHAR2(2000)

File Format					External Oracle Table Definition	
CATCH_WEIGHT_ORDER_TYPE	Alpha-numeric	6	N	How catch weight items are ordered. Valid values are in the CODE_DETAIL table with a code type ORDT. NOT NULL if CATCH_WEIGHT_IND = Y	ORDER_TYPE	VARCHAR2(6)
CATCH_WEIGHT_SALE_TYPE	Alpha-numeric	6	N	Method for selling catch weight items in store locations. Valid values are in the CODE_DETAIL table with a code type STYP. NULL if non-sellable.	SALE_TYPE	VARCHAR2(6)

DC_SELLABLE_PACK Table

File name: DC_SELLABLE_PACK.DAT

This file contains all sellable packs that are non-orderable. These packs can only be complex packs in RMS.

Table create SQL script: DBC_CREATE_SELLABLE_PACK_TAB.SQL

External Oracle table created: DC_SELLABLE_PACK

Suggested post-loading validation (sequence after dc_load_packs.ksh:

- Capture counts from ITEM_MASTER where ITEM_MASTER.ITEM_LEVEL = ITEM_MASTER.TRAN_LEVEL and ITEM_MASTER.PACK_IND = 'Y' and ITEM_MASTER.ORDERABLE_IND = 'N', and compare to flat file DC_SELLABLE_PACK.DAT to ensure that all rows are loaded.

File Format					External Oracle Table Definition	
Field Name	Data Type	Max Length	Req'd	Description	Field Name	Data Type
PACKID	Alpha-numeric	25	Y	Unique identifier of the pack item	ITEM	VARCHAR2(25)
DIFF_1	Alpha-numeric	10	N	ID of the differentiator that differentiates the SKU from its Style (for example, stone-washed). Valid values are in the DIFF_GROUP and DIFF_IDS tables.	DIFF_1	VARCHAR2(10)
DIFF_2	Alpha-numeric	10	N	ID of the differentiator that differentiates the SKU from its Style. Valid values are in the DIFF_GROUP and DIFF_IDS tables.	DIFF_2	VARCHAR2(10)
DIFF_3	Alpha-numeric	10	N	ID of the differentiator that differentiates the SKU from its Style. Valid values are in the DIFF_GROUP and DIFF_IDS tables.	DIFF_3	VARCHAR2(10)
DIFF_4	Alpha-numeric	10	N	ID of the differentiator that differentiates the SKU from its Style. Valid values are in the DIFF_GROUP and DIFF_IDS tables.	DIFF_4	VARCHAR2(10)
MERCH_HIER_4	Integer	4	Y	Identifier of the merchandise hierarchy level 4 that is a member of merchandise hierarchy level 6. Valid values are in the DEPT field in the DEPS table in RMS.	DEPT	NUMBER(4)
MERCH_HIER_5	Integer	4	Y	Identifier of the merchandise hierarchy level 5 that is a member of merchandise hierarchy level 4. Valid values are in the CLASS field in the CLASS table in RMS.	CLASS	NUMBER(4)

File Format					External Oracle Table Definition	
MERCH_HIER_6	Integer	4	Y	Identifier of the merchandise hierarchy level 6 that is a member of merchandise hierarchy level 5. Valid values are in the SUBCLASS field in the SUBCLASS table in RMS.	SUBCLASS	NUMBER(4)
PACK_DESCRIPTION	Alpha-numeric	250	Y	Description of the pack item.	ITEM_DESC	VARCHAR2(250)
PACK_SHORT_DESC	Alpha-numeric	120	N	Short description of the pack item. Default = First 120 char of PACK_DESC	SHORT_DESC	VARCHAR2(120)
PACK_SECONDARY_DESC	Alpha-numeric	250	N	Secondary description of the SKU for Yomi requirement.	ITEM_DESC_SECONDARY	VARCHAR2(250)
PACKAGE_SIZE	Numeric	12,4	N	Size of the product printed on any packaging (for example, 24 ounces). This field is used for reporting purposes, as well as by RPM to determine same-sized and different-sized items.	PACKAGE_SIZE	NUMBER(12,4)
PACKAGE_UOM	Alpha-numeric	4	N	Unit of measure associated with the package size. This field is used for reporting purposes, and by RPM to determine same sized and different sized items.	PACKAGE_UOM	VARCHAR2(4)
MFG_REC_RETAIL	Numeric	20,4	N	Manufacturer's recommended retail price for the item. Used for information only. Needs to be in the primary currency. NULL if SELLABLE_IND = N	MFG_REC_RETAIL	NUMBER(20,4)
RETAIL_LABEL_TYPE	Alpha-numeric	6	N	Any special label type associated with an item (for example, prepriced or cents off). This field is used for reporting purposes only. Values for this field are defined by the RTLT code on code detail. NULL if SELLABLE_IND = N	RETAIL_LABEL_TYPE	VARCHAR2(6)
RETAIL_LABEL_VALUE	Numeric	20,4	N	Value associated with the retail label type. NULL if SELLABLE_IND = N	RETAIL_LABEL_VALUE	NUMBER(20,4)
HANDLING_TEMP	Alpha-numeric	6	N	Temperature information associated with the item. Valid values for this field are in the code type HTMP in the CODE_HEAD and CODE_DETAIL tables.	HANDLING_TEMP	VARCHAR2(6)

File Format					External Oracle Table Definition	
HANDLING_SENSITIVITY	Alpha-numeric	6	N	Sensitivity information associated with the item. Valid values for this field are in the code type HSEN in the CODE_HEAD and CODE_DETAIL tables.	HANDLING_SENSITIVITY	VARCHAR2(6)
UNIT_RETAIL	Numeric	20,4	Y	Item's current unit retail in the system's primary currency.	UNIT_RETAIL	NUMBER(20,4)
PACK_COMMENTS	Alpha-numeric	2000	N	Comments related to the pack item.	COMMENTS	VARCHAR2(2000)

DC_PACK_COMPONENT Table

File name: DC_PACK_COMPONENT.DAT

Table create SQL script: DBC_CREATE_PACK_COMPONENT_TAB.SQL

External Oracle table created: DC_PACK_COMPONENT

Suggested post-loading validation (sequence after dc_load_packs.ksh:

- Capture counts from PACK_ITEM and compare to flat file DC_PACK_COMPONENT.DAT to ensure that all rows are loaded.
- Ensure that PACK_ITEM.PACK_NO is a valid ITEM_MASTER.ITEM where ITEM_MASTER.PACK_IND = 'Y'.
- Ensure that PACK_ITEM.ITEM is a valid ITEM_MASTER.ITEM where ITEM_MASTER.TRAN_LEVEL = ITEM_MASTER.ITEM_LEVEL.

File Format					External Oracle Table Definition	
Field Name	Data Type	Max Length	Req'd	Description	Field Name	Data Type
PACK_ID	Alpha-numeric	25	Y	ID of the pack item	PACK_NO	VARCHAR2(25)
ITEM	Alpha-numeric	25	Y	ID of the item contained in the pack	ITEM	VARCHAR2(25)
ITEM_QTY	Numeric	12,4	Y	Quantity of the item within the pack	PACK_ITEM_QTY	NUMBER(12,4)

Note: If any records are in the BAD or DISCARD file, the RMS table must be truncated the entire file must be rerun. No new records within a sequence group can be added to the RMS table through the scripts.

DC_PACK_XREF Table

File name: DC_PACK_XREF.DAT

Table create SQL script: DBC_CREATE_PACK_XREF_TAB.SQL

External Oracle table created: DC_PACK_XREF

Suggested post-loading validation (sequence after dc_load_packs.ksh:

- Ensure that ITEM_MASTER.ITEM is unique.
- Ensure that ITEM_MASTER.ITEM_PARENT (if not NULL) is a valid ITEM_MASTER.ITEM with ITEM_MASTER.ITEM_LEVEL = item level of the child less 1.
- Ensure that ITEM_MASTER.ITEM_NUMBER_TYPE is a valid CODE_DETAIL.CODE where CODE_DETAIL.CODE_TYPE = 'UPCT'.
- Ensure that ITEM_MASTER.FORMAT_ID and ITEM_MASTER.PREFIX are not NULL if ITEM_MASTER.ITEM_NUMBER_TYPE = 'VPLU'.
- Ensure that ITEM_MASTER.FORMAT_ID is a valid VAR_UPC_EAN.FORMAT_ID if ITEM_MASTER.ITEM_NUMBER_TYPE = 'VPLU'.

File Format					External Oracle Table Definition	
Field Name	Data Type	Max Length	Req'd	Description	Field Name	Data Type
XREF_PACK	Alpha-numeric	25	Y	ID that uniquely identifies the scanning barcode associated with a product.	ITEM	VARCHAR2(25)
XREF_DESC	Alpha-numeric	250	Y	Description of the item.	ITEM_DESC	VARCHAR2(250)
XREF_SHORT_DESC	Alpha-numeric	120	N	Default = 120 char of XREF_DESC.	SHORT_DESC	VARCHAR2(120)
XREF_SECOND_DESC	Alpha-numeric	250	Y	Secondary description of the SKU for Yomi requirement.	ITEM_DESC_SECONDARY	VARCHAR2(250)
PACK_ID	Alpha-numeric	25	Y	Pack item associated with the xref item.	ITEM_PARENT	VARCHAR2(25)
XREF_COMMENTS	Alpha-numeric	2000	N	Comments attached to the xref item.	COMMENTS	VARCHAR2(2000)
PRIMARY_REF_ITEM_IND	Alpha-numeric	1	N	There can be many xref items for a pack item; this indicates whether this is the primary xref item. Default = 'N'	PRIMARY_REF_IND	VARCHAR2(1)
ITEM_NUMBER_TYPE	Alpha-numeric	6	Y	Code specifying what type the XREF_PACK is. Valid values for this field are in the code type UPCT in the CODE_HEAD and CODE_DETAIL tables.	ITEM_NUMBER_TYPE	VARCHAR2(6)

File Format					External Oracle Table Definition	
VAR_WGT_PLU_FORMAT	Alpha-numeric	6	N	Format ID that corresponds to the item's variable UPC. This value is only used for items with variable UPCs.	FORMAT_ID	VARCHAR2(1)
VAR_WGT_PLU_PREFIX	Integer	2	N	Prefix for variable weight UPCs. The prefix determines the format of the eventual UPC and is used to decode variable weight UPCs that are uploaded from the POS.	PREFIX	NUMBER(2)

DC_LOAD_PACKS.KSH Segment Wrapper / Load Script

This ksh script is called by the Master Script dc_load_main.ksh and serves two purposes:

1. It calls the create table scripts to create external Oracle tables.
2. It calls the load data script to insert data from external Oracle tables to RMS tables.

The script can be configured to create the tables and load data, or just load data at run time. The create table scripts are called only if a parameter option (-c) is passed from the command line. By default (without the option -c) this script loads the data.

The dc_load_packs.ksh script utilizes a common library file and configuration file. The library file contains functions common across all segment wrapper scripts. The configuration file defines the directories used by the data conversion scripts.

For a specific function to process the load, the script checks a status file. If the data file is valid, one unique status file (*.status) is generated per function, if it does not yet exist, to signal that a load has started. If the file already exists, the script skips the load and writes a message to the log file. For the data file to be valid, it must satisfy these requirements:

- It must exist in the data directory defined in the common configuration file
- It must allow read access.
- It must contain information (have a size greater than 0).

The next topics describe the load functions that are included in the load script.

LOAD_ORDERABLE_PACK

This function contains a PL/SQL block that selects from the DC_ORDERABLE_PACK external table and inserts the data to the RMS ITEM_MASTER table.

The following table defines the default values in the RMS table if no information is provided in the data file (external table field values are NULL or not defined).

The function returns a Boolean value.

DC_ORDERABLE_PACK to ITEM_MASTER Column Defaults

Column Name (RMS Table)	Default Value	Comments
ITEM_NUMBER_TYPE	ITEM	
ITEM_LEVEL	1	
TRAN_LEVEL	1	
SHORT_DESC	SUBSTRB 120 characters from ITEM_DESC	If NULL
DESC_UP	Upper ITEM_DESC	
STATUS	A	
CREATE_DATETIME	SYSDATE	
LAST_UPDATE_ID	Current user ID	
LAST_UPDATE_DATETIME	SYSDATE	
MFG_REC_RETAIL		Ensure that SELLABLE_IND = Y, otherwise NULL
RETAIL_ZONE_GROUP_ID	Lookup from PRICE_ZONE_GROUP table	Ensure that SELLABLE_IND = Y, otherwise NULL

Column Name (RMS Table)	Default Value	Comments
COST_ZONE_GROUP_ID		Ensure that ORDERABLE_IND = Y and PACK_TYPE != B, otherwise NULL
STANDARD_UOM	EA	
STORE_ORD_MULT		If NULL, E
ORDERABLE_IND	Y	
INVENTORY_IND	Y	
PACK_TYPE		Ensure V if simple pack
ORDER_AS_TYPE		Ensure PACK_TYPE = B and SIMPLE_PACK_IND = N, otherwise NULL
ITEM_AGGREGATE_IND	N	
DIFF_1_AGGREGATE_IND	N	
DIFF_2_AGGREGATE_IND	N	
DIFF_3_AGGREGATE_IND	N	
DIFF_4_AGGREGATE_IND	N	
PRIMARY_REF_ITEM_IND	N	
CONST_DIMEN_IND	N	
GIFT_WRAP_IND	N	
SHIP_ALONE_IND	N	
ITEM_XFORM_IND	N	
PACK_IND	Y	
MERCHANDISE_IND	Y	
FORECAST_IND	N	
CONTAINS_INNER_IND	N	

Required file to load: dc_orderable_pack.dat

LOAD_SELLABLE_PACK

This function contains a PL/SQL block that selects from the DC_SELLABLE_PACK external table and inserts the data to the RMS ITEM_MASTER table.

The following table defines the default values in the RMS table if no information is provided in the data file (external table field values are NULL or not defined).

The function returns a Boolean value.

DC_SELLABLE_PACK to ITEM_MASTER Column Defaults

Column Name (RMS Table)	Default Value	Comments
ITEM_NUMBER_TYPE	ITEM	
ITEM_LEVEL	1	
TRAN_LEVEL	1	
SHORT_DESC	RTRIM/SUBSTRB 120 characters from ITEM_DESC	If NULL
DESC_UP	Upper ITEM_DESC	
STATUS	A	
CREATE_DATETIME	SYSDATE	
LAST_UPDATE_ID	Current user ID	
LAST_UPDATE_DATETIME	SYSDATE	
RETAIL_ZONE_GROUP_ID	Lookup from PRICE_ZONE_GROUP table	Since always sellable
COST_ZONE_GROUP_ID	NULL	Since always non-orderable
STANDARD_UOM	EA	
STORE_ORD_MULT	E	
ORDERABLE_IND	N	
INVENTORY_IND	Y	
PACK_TYPE	NULL	Since always non-orderable
ORDER_AS_TYPE	NULL	Since always non-orderable
ITEM_AGGREGATE_IND	N	
DIFF_1_AGGREGATE_IND	N	
DIFF_2_AGGREGATE_IND	N	
DIFF_3_AGGREGATE_IND	N	
DIFF_4_AGGREGATE_IND	N	
PRIMARY_REF_ITEM_IND	N	
CONST_DIMEN_IND	N	
GIFT_WRAP_IND	N	

Column Name (RMS Table)	Default Value	Comments
SHIP_ALONE_IND	N	
ITEM_XFORM_IND	N	
PACK_IND	Y	
SIMPLE_PACK_IND	N	Since always non-orderable
CATCH_WEIGHT_IND	N	Since always non-orderable
ORDER_TYPE	NULL	Since not catch weight
SALE_TYPE	NULL	Since not catch weight
MERCHANDISE_IND	Y	
FORECAST_IND	N	
CONTAINS_INNER_IND	N	

Required file to load: dc_sellable_pack.dat

LOAD_PACK_COMPONENT

This function contains a PL/SQL block that selects from the DC_PACK_COMPONENT external tables and inserts the data to the RMS PACKITEM and PACKITEM_BREAKOUT tables.

Because inner packs are not supported as part of the data conversion toolset, the RMS tables PACKITEM and PACKITEM_BREAKOUT have the same data after loading.

Note: If the loading of DC_PACK_COMPONENT results in any bad data, the PACKITEM and PACKITEM_BREAKOUT tables should be truncated. The bad data should be fixed in the original data file and loaded again. This ensures that the correct seq_no is generated and inserted into RMS tables.

It is assumed that all component items in the DC_PACK_COMPONENT table have been loaded as approved items with data in the ITEM_MASTER and ITEM_SUPP_COUNTRY tables, and that the components for each of the packs in DC_SELLABLE_PACK and DC_ORDERABLE_PACK are included in this table. If not, the data will be inconsistent.

Most of the columns from the external Oracle table defined above directly map to the RMS table. The following table defines the default values in the RMS table if no information is provided in the data file (external table field values are NULL or not defined).

The function returns a Boolean value.

DC_PACK_COMPONENT to PACKITEM and PACKITEM_BREAKOUT Column Defaults

Column Name (RMS Table)	Default Value	Comments
SEQ_NO		SEQ_NO + 1 for each unique item, use analytic function
CREATE_DATETIME	SYSDATE	
LAST_UPDATE_ID	Current user ID	
LAST_UPDATE_DATETIME	SYSDATE	

Required file to load: **dc_pack_component.dat**

LOAD_PACK_XREF

This function contains a PL/SQL block that selects from the DC_PACK_XREF and DC_PACK external tables and inserts the data to the RMS ITEM_MASTER table.

Most of the columns from the external Oracle table defined above directly map to the RMS table. The following table defines the default values in the RMS table if no information is provided in the data file (external table field values are NULL or not defined).

The function returns a Boolean value.

DC_PACK_XREF and DC_PACK to ITEM_MASTER Column Defaults

Column Name (RMS Table)	Default Value	Comments
ITEM_LEVEL	2	
TRAN_LEVEL	1	
SHORT_DESC	SUBSTR 120 characters from ITEM_DESC	If NULL
DESC_UP	Upper ITEM_DESC	
STATUS	A	
CREATE_DATETIME	SYSDATE	
LAST_UPDATE_ID	Current user ID	
LAST_UPDATE_DATETIME	SYSDATE	

Required file to load: **dc_pack_xref.dat**

INSERT_SELLABLE_PRICE_HIST

This function inserts the 0 tran_type, 0 reason, 0 location record into the RMS PRICE_HIST table only for sellable non-orderable packs. (All other items have this record inserted with the ITEM_SUPPLIER load script.) It retrieves the items from the DC_SELLABLE_PACK table. For each item, it calls the PACKITEM_ADD_SQL.BUILD_COMP_COST_RETAIL function to retrieve the UNIT_COST and UNIT_RETAIL in the primary currency. It uses these values for the 0 record in PRICE_HIST for the UNIT_COST and UNIT_RETAIL.

The pack's UNIT_COST and UNIT_RETAIL are determined from the pack components. It is assumed that all component items in the DC_PACK_COMPONENT table have been loaded as approved items with data in the ITEM_MASTER and ITEM_SUPP_COUNTRY

tables, and that the components for each of the packs in DC_SELLABLE_PACK are included in this table. If not, the data will be inconsistent.

The following table defines the default values in the RMS table if no information is provided in the data file (external table field values are NULL or not defined).

The function returns a Boolean value.

DC_SELLABLE_PACK to PRICE_HIST Column Defaults

Column Name (RMS Table)	Default Value	Comments
ACTION_DATE	VDATE	
TRAN_TYPE	0	
LOC	0	
REASON	0	
SELLING_UNIT_RETAIL	UNIT_RETAIL	
SELLING_UOM	'EA'	

Required file to load: dc_sellable_pack.dat

INSERT_SELLABLE_RPM_IZP

This function selects from the DC_SELLABLE_PACK external table and joins with RPM_MERCH_RETAIL_DEF to insert data to the RPM_ITEM_ZONE_PRICE table.

This function retrieves the regular zone group ID for the department of the items in the DC_SELLABLE_PACK table, and joins with the RPM_MERCH_RETAIL_DEF_EXPL view to get the regular RPM GROUP_ZONE_ID for the item's department/class/subclass. It performs a bulk collect of this data and loops through the results to insert into the RPM_ITEM_ZONE_PRICE table. For the insert/select, it joins DC_SELLABLE_PACK for each item and the RPM_ZONE for the department's ZONE_GROUP_ID.

The function retrieves the primary currency from SYSTEM_OPTIONS table. If the zone currency and the primary currency are different, UNIT_RETAIL is converted to the zone currency. The following table indicates the data retrieved for value insert.

DC_SELLABLE_PACK to RPM_ITEM_ZONE_PRICE Column Defaults

Column Name (RMS Table)	Default Value	Comments
ITEM_ZONE_PRICE_ID	Use sequence	
ITEM	DC_SELLABLE_PACK.ITEM	
ZONE_ID	RPM_ZONE.ZONE_ID	For the department ZONE_GROUP_ID
STANDARD_RETAIL	DC_SELLABLE_PACK.UNIT_RETAIL	
STANDARD_RETAIL_CURRENCY	RPM_ZONE.CURRENCY_CODE	For the department ZONE_GROUP_ID
STANDARD_UOM	'EA'	
SELLING_RETAIL	DC_SELLABLE_PACK.UNIT_RETAIL	
SELLING_RETAIL_CURRENCY	RPM_ZONE.CURRENCY_CODE	For the department ZONE_GROUP_ID

Column Name (RMS Table)	Default Value	Comments
SELLING_UOM	'EA'	
MULTI_UNIT_CURRENCY	RPM_ZONE.CURRENCY_CODE	For the department ZONE_GROUP_ID

Required file to load: dc_sellable_pack.dat

DEFAULT_PACKS

This function inserts item defaults from the merchandise hierarchy specifications for UDAs, VAT (if SYSTEM_OPTIONS.VAT_IND = 'Y') and for ITEM CHARGES (non-buyer packs only).

This retrieves the ITEM, DEPT, CLASS and SUBCLASS values from DC_ORDERABLE_PACK and DC_SELLABLE_PACK. Calls UDA_SQL.INSERT_DEFAULTS for both sellable and orderable packs. If SYSTEM_OPTIONS.VAT_IND = 'Y', then it calls VAT_SQL.DEFAULT_VAT_ITEM for both sellable and orderable packs.

This also retrieves SKU and dept information for non-buyer packs. Calls ITEM_CHARGE_SQL.DEFAULT_CHARGES.

Required files to load: dc_orderable_pack.dat, dc_sellable_pack.dat

UPDATE_CATCH_WEIGHT_TYPE

This function updates the ITEM_MASTER table for those records that have been inserted by the LOAD_ORDERABLE_PACK function during the current run of DC_LOAD_PACKS.ksh.

The update to the ITEM_MASTER table takes place in the CATCH_WEIGHT_TYPE column when a catch weight simple pack is created in RMS. The updated value is 2 or 4 for simple pack catch weight items (or NULL for other items), depending on the sale type and STANDARD_UOM of the component item at the time of approval.

Updates occur for items inserted in Approved status, and where CATCH_WEIGHT_IND=Y, SIMPLE_PACK_IND=Y, PACK_TYPE=V, and ORDER_TYPE=V.

Required files to load: dc_orderable_pack.dat

Item Supplier

This section describes data conversion for the following tables, listed in the order in which they must be loaded:

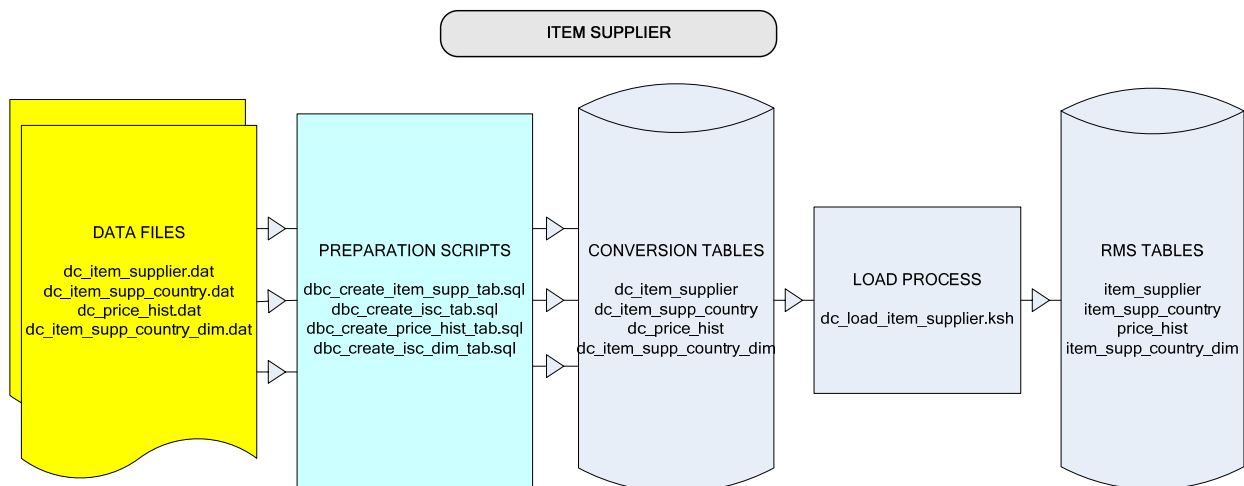
- ITEM_SUPPLIER
- ITEM_SUPP_COUNTRY
- RPM_ITEM_ZONE_PRICE
- PRICE_HIST
- ITEM_SUPP_COUNTRY_DIM

The following programs are included in this functional area.

- Main wrapper script `dc_load_main.ksh`
This main script is used across all functional areas to call segment load scripts. Refer to Chapter 2 for details.
- Segment load script `dc_load_item_supplier.ksh`
This wrapper calls the external Oracle table create and load scripts listed below.
- External Oracle table create scripts:
 - `dbc_create_item_supp_tab.sql`
 - `dbc_create_isc_tab.sql`
 - `dbc_create_price_hist_tab.sql`
 - `dbc_create_isc_dim_tab.sql`

Data Flow

The following diagram shows the data flow for the Item Supplier functional area:



Prerequisites

Before you begin using the data conversion toolset for Item Supplier, you must complete data conversion for the following:

- Fashion Items
- Hardlines
- Grocery Items
- Pack Items

File Format and External Oracle Tables

The following topics describe the flat file formats that must be created with data from the legacy system. These files must be formatted based on definitions provided before data can be loaded. The data fields for each flat file must be created in the order listed.

The `dc_load_item_supplier.ksh` script calls each of the SQL scripts in a specific order. The SQL scripts create external Oracle tables from flat file feeds and load data into the Oracle Retail Merchandising database.

File Format

In the table definitions that follow, the File Format columns Field Name, Data Type, and Max Length define the structure of the source file.

Note: Data files must be in UNIX file format and encoded as UTF-8. If a caret-M (^M) can be seen when the file is viewed in a UNIX session, it indicates that the file is in a DOS or Windows format and will cause errors when data is loaded.

Character fields cannot contain carriage returns, because the load process will process a carriage return as an indication of a new record.

External Oracle Table Definition

In the table definitions that follow, the External Oracle Table Definition columns Field Name and Data Type (including length) define the physical external table.

DC_ITEM_SUPPLIER Table

File name: DC_ITEM_SUPPLIER.DAT

Table create SQL script: DBC_CREATE_ITEM_SUPPLIER_TAB.SQL

External Oracle table created: DC_ITEM_SUPPLIER

Note: DC_ITEM_SUPPLIER must have a row/record for every item level, including below-transaction level (reference items).

Suggested post-loading validation (sequence after dc_load_item_supplier.ksh:

- Capture counts from ITEM_SUPPLIER and compare to flat file DC_ITEM_SUPPLIER.DAT to ensure that all rows are loaded.
- Ensure that ITEM_SUPPLIER.ITEM is a valid ITEM_MASTER.ITEM.
- Ensure that ITEM_SUPPLIER.SUPPLIER is a valid SUPS.SUPPLIER.
- Ensure that ITEM_SUPPLIER.PALLET_NAME is a valid CODE_DETAIL.CODE where CODE_TYPE = 'PALN'.
- Ensure that ITEM_SUPPLIER.PALLET_NAME is a valid CODE_DETAIL.CODE where CODE_TYPE = 'PALN'.
- Ensure that ITEM_SUPPLIER.PALLET_NAME is a valid CODE_DETAIL.CODE where CODE_TYPE = 'PALN'.
- Ensure that ITEM_SUPPLIER.CASE_NAME is a valid CODE_DETAIL.CODE where CODE_TYPE = 'CASN'.
- Ensure that ITEM_SUPPLIER.INNER_NAME is a valid CODE_DETAIL.CODE where CODE_TYPE = 'INRN'.

File Format					External Oracle Table Definition	
Field Name	Data Type	Max Length	Req'd	Description	Field Name	Data Type
SKU	Alpha-numeric	25	Y	ID of the stock keeping unit.	ITEM	VARCHAR2(25)
SUPPLIER	Integer	10	Y	ID of the supplier that supplies the SKU.	SUPPLIER	NUMBER(10)
PALLET_NAME	Alpha-numeric	6	N	Code referencing the name used to refer to the pallet. Valid codes are defined in the PALN code type. Examples are flat, pallet. Default from System Options.	PALLET_NAME	VARCHAR2(6)
CASE_NAME	Alpha-numeric	6	N	Code referencing the name used to refer to the case. Valid codes are defined in the CASN code type. Examples are pack, box, and bag. Default from System Options.	CASE_NAME	VARCHAR2(6)

File Format					External Oracle Table Definition	
INNER_NAME	Alpha-numeric	6	N	Code referencing the name used to refer to the inner. Valid codes are defined in the INRN code type. Examples are sub-case, sub-pack. Default from System Options.	INNER_NAME	VARCHAR2(6)
DIRECT_SHIP_IND	Alpha-numeric	1	N	Whether any item associated with this supplier is eligible for a direct shipment from the supplier to the customer. Default = 'N'	DIRECT_SHIP_IND	VARCHAR2(1)
VPN	Alpha-numeric	30	N	Vendor product number associated with the SKU.	VPN	VARCHAR2(30)
CONCESSION_RATE	Numeric	12,4	N	Margin that the supplier receives on sale of the item. If the SKU is a concession item, this field is required.	CONCESSION_RATE	NUMBER(12,4)
SUPP_LABEL	Alpha-numeric	15	N	Supplier label. This field can only have a value if the item is a style.	SUPP_LABEL	VARCHAR2(15)
CONSIGNMENT_RATE	Numeric	12,4	N	Consignment rate for this item for the supplier. If the item is a consignment item, this field is required.	CONSIGNMENT_RATE	NUMBER(12,4)
PRIMARY_SUPP_IND	Alpha-numeric	1	N	Whether this supplier is the primary supplier for the item. Each item can have only one primary supplier. Valid values are 'Y' and 'N'. Lowest Supplier ID = 'Y', otherwise default = 'N'. Note: This column must either be populated for all records, or it must be NULL for all records.	PRIMARY_SUPP_IND	VARCHAR2(1)

Note: If a record is in the BAD or DISCARD file and the PRIMARY_SUPP_IND is NULL in the file, then the record must be populated with 'N' to be loaded, or the RMS table must be truncated and the entire file must be rerun.

DC_ITEM_SUPP_COUNTRY Table

File name: DC_ITEM_SUPP_COUNTRY.DAT

Table create SQL script: DBC_CREATE_ISC_TAB.SQL

External Oracle table created: DC_ITEM_SUPP_COUNTRY

Note: The DC_ITEM_SUPP_COUNTRY table must have rows/records for item levels that are transaction level or above. There should not be any data for below-transaction-level items.

Suggested post-loading validation (sequence after dc_load_item_supplier.ksh:

- Capture counts from ITEM_SUPP_COUNTRY and compare to flat file DC_ITEM_SUPP_COUNTRY.DAT to ensure that all rows are loaded.
- Ensure that ITEM_SUPPLIER.ITEM is a valid ITEM_MASTER.ITEM.
- Ensure that ITEM_SUPPLIER.SUPPLIER is a valid SUPS.SUPPLIER.
- Ensure that ITEM_SUPP_COUNTRY.ITEM/ITEM_SUPP_COUNTRY.SUPPLIER combination exists on ITEM_SUPPLIER.
- Ensure that ITEM_SUPP_COUNTRY.ORIGIN_COUNTRY_ID is a valid COUNTRY.COUNTRY_ID.
- Ensure that ITEM_SUPP_COUNTRY.PACKING_METHOD is a valid CODE_DETAIL.CODE where CODE_TYPE = 'PKMT'.

File Format					External Oracle Table Definition	
Field Name	Data Type	Max Length	Req'd	Description	Field Name	Data Type
SKU	Alpha-numeric	25	Y	ID of the stock keeping unit.	ITEM	VARCHAR2(25)
SUPPLIER	Integer	10	Y	ID of the supplier that supplies the SKU.	SUPPLIER	NUMBER(10)
ORIGIN_COUNTRY_ID	Alpha-numeric	3	Y	ID of the country where the item is manufactured or originates.	ORIGIN_COUNTRY_ID	VARCHAR2(3)
UNIT_COST	Numeric	20,4	Y	Current corporate unit cost for the SKU from the supplier/origin country. This field is stored in the supplier's currency.	UNIT_COST	NUMBER(20,4)
SUPP_PACK_SIZE	Numeric	12,4	Y	Multiples in which orders must be placed for the supplier for the item.	SUPP_PACK_SIZE	NUMBER(12,4)
INNER_PACK_SIZE	Numeric	12,4	Y	Break pack size for this item from the supplier	INNER_PACK_SIZE	NUMBER(12,4)

File Format					External Oracle Table Definition	
ROUND_LVL	Alpha-numeric	6	N	Used to determine how order quantities are rounded to case, layer, and pallet Valid values are: C L P CL LP CLP Default from System Options.	ROUND_LVL	VARCHAR2(6)
ROUND_TO_INNER_PCT	Numeric	12,4	N	Inner rounding threshold value. During rounding, this value is used to determine whether to round partial inner quantities up or down. If the inner-fraction is less than the threshold proportion, it is rounded down; if not, it is rounded up. For example, with an inner size of 10 and a threshold of 80%, inner quantities 18, 29 and 8 are rounded up to 20, 30, and 10, respectively. Quantities of 12, 27, and 35 are rounded down to 10, 20, and 30. Quantities are never rounded down to zero; a quantity of 7, in the example above, is rounded up to 10. This column is maintained only to default to the Item/Supplier/Country/Location level. Default from System Options.	ROUND_TO_INNER_PCT	NUMBER(12,4)
ROUND_TO_CASE_PCT	Numeric	12,4	N	Case rounding threshold value. During rounding, this value is used to determine whether to round partial case quantities up or down. If the case-fraction is less than the threshold proportion, it is rounded down; if not, it is rounded up. For example, with a case size of 10 and a threshold of 80%, case quantities 18, 29, and 8 are rounded up to 20, 30, and 10. Quantities of 12, 27, and 35 are rounded down to 10, 20, and 30. Quantities are never	ROUND_TO_CASE_PCT	NUMBER(12,4)

File Format					External Oracle Table Definition	
				rounded down to zero; a quantity of 7, in the example above, is rounded up to 10. This column is maintained only to default to the Item/Supplier/Country/Location level. Default from System Options.		
ROUND_TO_LAYER_PCT	Numeric	12,4	N	Layer rounding threshold value. During rounding, this value is used to determine whether to round partial layer quantities up or down. If the layer-fraction in question is less than the Threshold proportion, it is rounded down; if not, it is rounded up. Default from System Options.	ROUND_TO_LAYER_PCT	NUMBER(12,4)
ROUND_TO_PALLET_PCT	Numeric	12,4	N	Pallet rounding threshold value. During rounding, this value is used to determine whether to round partial pallet quantities up or down. If the pallet -fraction is less than the threshold proportion, it is rounded down; if not, it is rounded up. For example, with a pallet size of 10 and a threshold of 80%, pallet quantities 18, 29 and 8 are rounded up to 20, 30, and 10. Quantities of 12, 27, and 35 are rounded down to 10, 20, and 30. Quantities are never rounded down to zero; a quantity of 7, in the example above, is rounded up to 10. This column is maintained only to default to the Item/Supplier/Country/Location level. Default from System Options.	ROUND_TO_PALLET_PCT	NUMBER(12,4)
MIN_ORDER_QTY	Numeric	12,4	N	Minimum allowable order quantity for the item from the supplier. This parameter is used for order quantity validations.	MIN_ORDER_QTY	NUMBER(12,4)
MAX_ORDER_QTY	Numeric	12,4	N	Maximum allowable order quantity for the item from the supplier. This parameter is used for order quantity validations.	MAX_ORDER_QTY	NUMBER(12,4)

File Format					External Oracle Table Definition	
PRIMARY_COUNTRY_IND	Alpha-numeric	1	N	Whether this country is the primary country for the item/supplier. Each item/supplier combination must have only one primary country. Valid values are 'Y' and 'N'. First Alpha Country ID = 'Y', otherwise default = 'N'. This column must either be entered for all records or null for all records.	PRIMARY_COUNTRY_IND	VARCHAR2(1)
TI	Numeric	12,4	Y	Number of shipping units (cases) that make up one tier of a pallet. Multiply TI x HI to get total number of units (cases) for a pallet.	TI	NUMBER(12,4)
HI	Numeric	12,4	Y	Number of tiers that make up a complete pallet (height). Multiply TI x HI to get total number of units (cases) for a pallet.	HI	NUMBER(12,4)
COST_UOM	Alpha-numeric	4	N	A cost UOM is held to allow costs to be managed in a UOM separate from the standard UOM. Default to standard UOM (ITEM_MASTER).	COST_UOM	VARCHAR2(4)
LEAD_TIME	Integer	4	N	Number of days that will elapse between the date an order is written and the delivery to the store or warehouse from the supplier. Default from SUPS.	LEAD_TIME	NUMBER(4)
PACKING_METHOD	Alpha-numeric	6	N	Whether the packing method of the item in the container is flat or hanging. Values for this field are stored in the PKMT code. Default from System Options.	PACKING_METHOD	VARCHAR2(6)
DEFAULT_UOP	Alpha-numeric	6	N	Contains the default unit of purchase for the item/supplier/country. Valid values include: Standard units of measure C - Case P - Pallet Default = 'C'	DEFAULT_UOP	VARCHAR2(6)

Note: If a record is in the BAD or DISCARD file and the PRIMARY_SUPP_IND is NULL in the file, then the record must be populated with 'N' to be loaded, or the RMS table must be truncated and the entire file must be rerun.

DC_PRICE_HIST Table

File name: DC_PRICE_HIST.DAT

Table create SQL script: DBC_CREATE_PRICE_HIST_TAB.SQL

External Oracle table created: DC_PRICE_HIST

Note: The DC_PRICE_HIST table must have rows/records for item levels that are transaction level or above. There cannot be any data for below-transaction-level items.

Suggested post-loading validation (sequence after dc_load_item_supplier.ksh:

- Capture counts from PRICE_HIST where PRICE_HIST.TRAN_TYPE = 0 and PRICE_HIST.REASON = 0 and PRICE_HIST.LOC = 0, and compare to flat file DC_PRICE_HIST.DAT to ensure that all rows are loaded.
- Ensure that PRICE_HIST.ITEM is a valid ITEM_MASTER.ITEM where ITEM_MASTER.ITEM_LEVEL <=ITEM_MASTER.TRAN_LEVEL.

File Format					External Oracle Table Definition	
Field Name	Data Type	Max Length	Req'd	Description	Field Name	Data Type
ITEM	Alpha-numeric	25	Y	ID of the stock keeping unit.	ITEM	VARCHAR2(25)
UNIT_RETAIL	Numeric	20,4	Y	Item's current unit retail in the system's primary currency.	UNIT_RETAIL	NUMBER(20,4)
SELLING_UOM	Alpha-numeric	4	Y	Item's current selling unit of measure for the item.	SELLING_UOM	VARCHAR2(4)

DC_ITEM_SUPP_COUNTRY_DIM Table

File name: DC_ITEM_SUPP_COUNTRY_DIM.DAT

Table create SQL script: DBC_CREATE_ISC_DIM_TAB.SQL

External Oracle table created: DC_ITEM_SUPP_COUNTRY_DIM

Suggested post-loading validation (sequence after dc_load_item_supplier.ksh:

- Capture counts from ITEM_SUPP_COUNTRY_DIM and compare to flat file DC_ITEM_SUPP_COUNTRY_DIM.DAT to ensure that all rows are loaded.
- Ensure that ITEM_SUPP_COUNTRY_DIM.ITEM/SUPPLIER/ORIGIN_COUNTRY_ID combination exists in ITEM_SUPP_COUNTRY.
- Ensure that ITEM_SUPP_COUNTRY_DIM.DIM_OBJECT is a valid CODE_DETAIL.CODE where CODE_DETAIL.CODE_TYPE = 'DIMO'.
- Ensure that ITEM_SUPP_COUNTRY_DIM.PRESENTATION_METHOD is a valid CODE_DETAIL.CODE where CODE_DETAIL.CODE_TYPE = 'PCKT'.
- Ensure that ITEM_SUPP_COUNTRY_DIM.LWH_UOM is a valid UOM_CLASS.UOM with UOM_CLASS.UOM_CLASS = 'DIMEN'.
- Ensure that ITEM_SUPP_COUNTRY_DIM.WEIGHT_UOM is a valid UOM_CLASS.UOM with UOM_CLASS.UOM_CLASS = 'MASS'.
- Ensure that ITEM_SUPP_COUNTRY_DIM.LIQUID_VOLUME_UOM is a valid UOM_CLASS.UOM with UOM_CLASS.UOM_CLASS = 'LVOL'.

File Format					External Oracle Table Definition	
Field Name	Data Type	Max Length	Req'd	Description	Field Name	Data Type
ITEM	Alpha-numeric	25	Y	ID of the stock keeping unit.	ITEM	VARCHAR2(25)
SUPPLIER	Integer	10	Y	ID of the supplier that supplies the SKU.	SUPPLIER	NUMBER(10)
ORIGIN_COUNTRY_ID	Alpha-numeric	3	Y	ID of the country in which the item is manufactured or originates.	ORIGIN_COUNTRY_ID	VARCHAR2(3)
DIM_OBJECT	Alpha-numeric	6	Y	Type of dimension object being defined. Valid values exist in the code head/code details tables in RMS in code type DIMO: EA – Each IN – Inner CA – Case PA – Pallet The 2-letter code should be included in the file.	DIM_OBJECT	VARCHAR2(6)

File Format					External Oracle Table Definition	
PRESENTATION_METHOD	Alpha-numeric	6	N	How the product is presented. Valid values exist in the RMS code head/code details tables with code type 'PCKT'.	PRESENTATION_METHOD	VARCHAR2(6)
LENGTH	Numeric	12,4	N	Length of the packaging used when defining volume. This field is not required but should be populated when the width, height, and LWH_UOM are defined.	LENGTH	NUMBER(12,4)
WIDTH	Numeric	12,4	N	Width of the packaging used when defining volume. This field is not required but should be populated when the length, height, and LWH_UOM are defined.	WIDTH	NUMBER(12,4)
HEIGHT	Numeric	12,4	N	Height of the packaging used when defining volume. This field is not required but should be populated when the length, width, and LWH_UOM are defined.	HEIGHT	NUMBER(12,4)
LWH_UOM	Alpha-numeric	4	N	Unit of measure that the length, height, and width values are defined in. This field is not required but should be populated when the length, width, and height are defined. Default from System Options.	LWH_UOM	VARCHAR2(4)

File Format					External Oracle Table Definition	
WEIGHT	Numeric	12,4	N	Gross weight of the product. This field is not required but should be populated in conjunction with the NET_WEIGHT, WEIGHT_UOM, TARE_WEIGHT, and TARE_TYPE values.	WEIGHT	NUMBER(12,4)
NET_WEIGHT	Numeric	12,4	N	Net weight of the product. This field is not required but should be populated in conjunction with the WEIGHT, WEIGHT_UOM, TARE_WEIGHT, and TARE_TYPE values.	NET_WEIGHT	NUMBER(12,4)
WEIGHT_UOM	Alpha-numeric	4	N	Weight UOM in which the weight, net weight, and tare weight are defined in. This field is not required but should be populated in conjunction with the WEIGHT, NET_WEIGHT, TARE_WEIGHT, and TARE_TYPE values. Default from System Options.	WEIGHT_UOM	VARCHAR2(4)
LIQUID_VOLUME	Numeric	12,4	N	Liquid volume of the item. This field is not required, but when used, should be used in conjunction with the LIQUID_VOLUME_UOM field.	LIQUID_VOLUME	NUMBER(12,4)
LIQUID_VOLUME_UOM	Alpha-numeric	4	N	Liquid volume unit of measure.	LIQUID_VOLUME_UOM	VARCHAR2(4)
STAT_CUBE	Numeric	12,4	N	Dimensions of the statistical case.	STAT_CUBE	NUMBER(12,4)

File Format					External Oracle Table Definition	
TARE_WEIGHT	Numeric	12,4	N	Weight of the tare. This field is not required but should be populated in conjunction with the WEIGHT, NET_WEIGHT, WEIGHT_UOM, and TARE_TYPE values.	TARE_WEIGHT	NUMBER(12,4)
TARE_TYPE	Alpha-numeric	6	N	Whether the tare is considered wet or dry. Valid values are: D - Dry W - Wet This field is not required but should be populated in conjunction with the WEIGHT, NET_WEIGHT, WEIGHT_UOM, and TARE_WEIGHT values.	TARE_TYPE	VARCHAR2(6)

DC_LOAD_ITEM_SUPPLIER.KSH Segment Wrapper / Load Script

This ksh script is called by the master script dc_load_main.ksh and serves two purposes:

1. It calls the create table scripts to create external Oracle tables.
2. It calls the load data script to insert data from external Oracle tables to RMS tables.

The script can be configured to create the tables and load data, or just load data at run time. The create table scripts are called only if a parameter option (-c) is passed from the command line. By default (without the option -c), this script loads the data.

The dc_load_item_supplier.ksh script utilizes a common library file and configuration file. The library file contains functions common across all segment wrapper scripts. The configuration file defines the directories used by the data conversion scripts.

For a specific function to process the load, the script checks a status file. If the data file is valid, one unique status file (*.status) is generated per function, if it does not yet exist, to signal that a load has started. If the file already exists, the script skips the load and writes a message to the log file. For the data file to be valid, it must satisfy these requirements:

- It must exist in the data directory defined in the common configuration file.
- It must allow read access.
- It must contain information (have a size greater than 0).

The next topics describe the load functions that are included in the load script.

LOAD_ITEM_SUPPLIER

This function contains a PL/SQL block that selects from the DC_ITEM_SUPPLIER external table and inserts the data to the RMS ITEM_SUPPLIER table.

The following table defines the default values in the RMS table if no information is provided in the data file (external table field values are NULL or not defined).

The function returns a Boolean value.

DC_ITEM_SUPPLIER to ITEM_SUPPLIER Column Defaults

Column Name (RMS Table)	Default Value	Comments
LAST_UPDATE_ID	Current user ID	
LAST_UPDATE_DATETIME	SYSDATE	
PRIMARY_SUPP_IND	N	If NULL Lowest Supplier ID = Y, otherwise default = N Use analytic function. Note: The table requires that all records contain PRIMARY_SUPP_IND information, or all records can have this indicator set to NULL.
PALLET_NAME	From SYSTEM_OPTIONS	If NULL
CASE_NAME	From SYSTEM_OPTIONS	If NULL
INNER_NAME	From SYSTEM_OPTIONS	If NULL
CREATE_DATETIME	SYSDATE	

Required file to load: dc_item_supplier.dat

LOAD_ITEM_SUPP_COUNTRY

This function contains a PL/SQL block that selects from the DC_ITEM_SUPP_COUNTRY external table and inserts the data to the RMS ITEM_SUPP_COUNTRY table.

The following table defines the default values in the RMS table if no information is provided in the data file (external table field values are NULL or not defined).

The function returns a Boolean value.

DC_ITEM_SUPP_COUNTRY to ITEM_SUPP_COUNTRY Column Defaults

Column Name (RMS Table)	Default Value	Comments
LAST_UPDATE_ID	Current user ID	
LAST_UPDATE_DATETIME	SYSDATE	
PRIMARY_SUPP_IND	From ITEM_SUPPLIER	If NULL
PRIMARY_COUNTRY_IND	N	If NULL First Alpha Country ID = Y, otherwise default = N Use analytic function. Note: The table requires that all records contain this indicator, or all records can have this indicator set to NULL.
ROUND_LVL	From SYSTEM_OPTIONS	If NULL
ROUND_TO_INNER_PCT	From SYSTEM_OPTIONS	If NULL
ROUND_TO_CASE_PCT	From SYSTEM_OPTIONS	If NULL
ROUND_TO_LAYER_PCT	From SYSTEM_OPTIONS	If NULL
ROUND_TO_PALLET_PCT	From SYSTEM_OPTIONS	If NULL
PACKING_METHOD	From SYSTEM_OPTIONS	If NULL
DEFAULT_UOP	C	If NULL
LEAD_TIME	From SUPS	If NULL
CREATE_DATETIME	SYSDATE	

Required file to load: dc_item_supp_country.dat

INSERT_RPM_ITEM_ZONE_PRICE

This function selects from the DC_PRICE_HIST external table and joins with ITEM_MASTER and RPM_MERCH_RETAIL_DEF to insert data to the RPM RPM_ITEM_ZONE_PRICE table.

The function retrieves the regular zone group ID for the department of the items in the DC_PRICE_HIST table and joins data with the ITEM_MASTER and RPM_MERCH_RETAIL_DEF tables. It performs a bulk collect of this data and loops through the results to insert into the RPM_ITEM_ZONE_PRICE table. For the insert/select, join DC_PRICE_HIST for each item and RPM_ZONE for the department's ZONE_GROUP_ID.

The following table indicates the values retrieved for data insert. This function uses the primary currency from the SYSTEM_OPTIONS table. If the zone currency and the primary currency are different, the function converts the UNIT_RETAIL to the zone currency.

DC_PRICE_HIST to RPM_ITEM_ZONE_PRICE Column Defaults

Column Name (RMS Table)	Default Value	Comments
ITEM_ZONE_PRICE_ID	Use sequence	
ITEM	DC_PRICE_HIST.ITEM	
ZONE_ID	RPM_ZONE.ZONE_ID	For the department ZONE_GROUP_ID
STANDARD_RETAIL	DC_PRICE_HIST.UNIT_RETAIL	
STANDARD_RETAIL_CURRENCY	RPM_ZONE.CURRENCY_CODE	For the department ZONE_GROUP_ID
STANDARD_UOM	DC_PRICE_HIST.UOM	
SELLING_RETAIL	DC_PRICE_HIST.UNIT_RETAIL	
SELLING_RETAIL_CURRENCY	RPM_ZONE.CURRENCY_CODE	For the department ZONE_GROUP_ID
SELLING_UOM	DC_PRICE_HIST.UOM	
MULTI_UNIT_CURRENCY	RPM_ZONE.CURRENCY_CODE	For the department ZONE_GROUP_ID

Required file to load: dc_price_hist.dat

INSERT_PRICE_HIST

This function inserts the 0 tran_type, 0 reason, 0 location record into the RMS PRICE_HIST table:

- It gets the UNIT_COST value from the primary supplier and primary country record in the DC_ITEM_SUPP_COUNTRY table for each item.
- It gets the UNIT RETAIL, SELLING UOM values from the DC_PRICE_HIST table.
- It gets the primary currency from the SYSTEM_OPTIONS table and the supplier's currency from the SUPS table. If these values are different, it converts the UNIT_COST to the primary currency (uses one insert/select for records where the supplier currency equals the primary currency (no conversion necessary), uses a second for where they are unequal and calls CURRENCY_SQL.CONVERT_VALUE).

The following table defines the default values in the RMS table when no data is retrieved:

PRICE_HIST Column Defaults

Column Name (RMS Table)	Default Value
ACTION_DATE	VDATE
POST_DATE	VDATE
SELLING_UNIT_RETAIL	DC_PRICE_HIST.UNIT_RETAIL

Required file to load: dc_price_hist.dat

LOAD_ITEM_SUPP_COUNTRY_DIM

This function contains a PL/SQL block that selects from the DC_ITEM_SUPP_COUNTRY_DIM external table and inserts the data to the RMS ITEM_SUPP_COUNTRY_DIM table.

Most of the columns from the external Oracle table listed above directly map to the RMS table. The following table defines the default values in the RMS table if no information is provided in the data file (external table field values are NULL or not defined).

The function returns a Boolean value.

DC_ITEM_SUPP_COUNTRY_DIM to ITEM_SUPP_COUNTRY_DIM Column Defaults

Column Name (RMS Table)	Default Value	Comments
LAST_UPDATE_ID	Current user ID	
LAST_UPDATE_DATETIME	SYSDATE	
CREATE_DATETIME	SYSDATE	
LWH_UOM	From SYSTEM_OPTIONS	If NULL
WEIGHT_UOM	From SYSTEM_OPTIONS	If NULL

Required file to load: dc_item_supp_country_dim.dat

Post-Loading Requirements

After using the data conversion toolset for Item Supplier, you must manually load the ITEM_SUPP_COUNTRY_BRACKET_COST table. This table is required if the supplier has bracket costing.

Manual data loading can be done online through Merchandising applications (RMS or RPM), or you can create scripts. Manual data loading is not included as part of this data conversion toolset. Check with your database administrator to determine the best approach for your data conversion needs.

Item Location

This section describes data conversion for the following RMS/RPM tables, listed in the order that they must be loaded:

- ITEM_LOC
- ITEM_LOC_SOH
- RPM_FUTURE_RETAIL
- ITEM_SUPP_COUNTRY_LOC
- FUTURE_COST
- PRICE_HIST

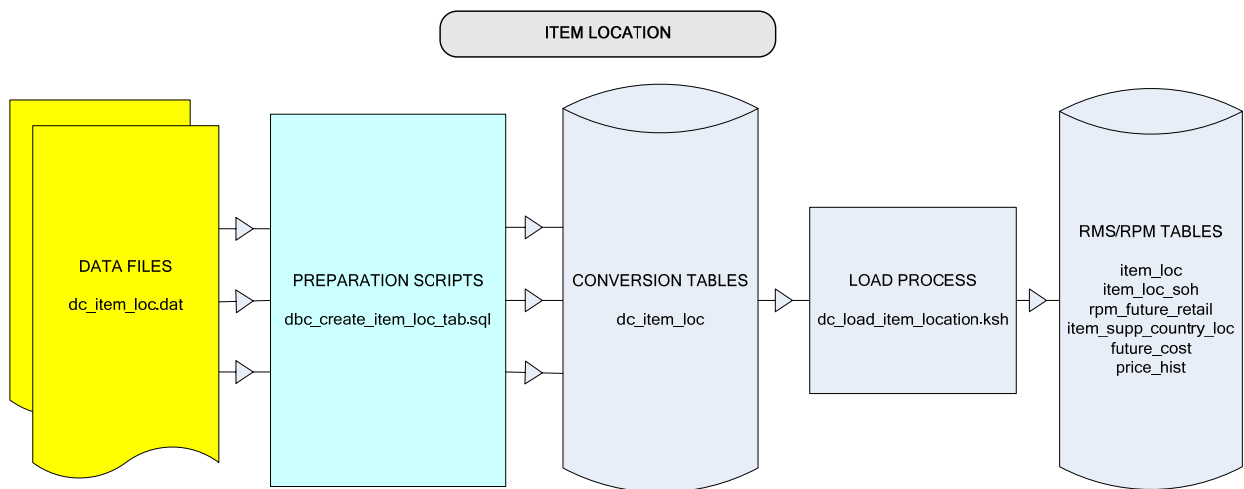
Note: Only data with corresponding RMS ITEM_MASTER records are loaded. Additionally, only items with ITEM_SUPP_COUNTRY data are loaded into the ITEM_SUPP_COUNTRY_LOC table.

The following programs are included in this functional area:

- Main wrapper script `dc_load_main.ksh`
This main script is used across all functional areas to call segment load scripts. Refer to Chapter 2 for details.
- Segment load script `dc_load_item_location.ksh`
This wrapper calls the external Oracle table create script `dbc_create_item_loc_tab.sql`.
- External Oracle table create script `dbc_create_item_loc_tab.sql`

Data Flow

The following diagram shows the data flow for the Item Location functional area:



Prerequisites

Before you begin using the data conversion toolset for Item Location, you must complete data conversion for Items and Item Supplier:

- Fashion Items
- Hardlines
- Grocery Items
- Pack Items
- Item Supplier

File Format and External Oracle Tables

The following topics describe the flat file formats that must be created with data from the legacy system. These files must be formatted based on definitions provided before data can be loaded. The data fields for each flat file must be created in the order listed.

The `dc_load_item_location.ksh` script calls each of the SQL scripts in a specific order. The SQL scripts create external Oracle tables from flat file feeds and load data into the Oracle Retail Merchandising database.

File Format

In the table definitions that follow, the File Format columns Field Name, Data Type, and Max Length define the structure of the source file.

Note: Data files must be in UNIX file format and encoded as UTF-8. If a caret-M (^M) can be seen when the file is viewed in a UNIX session, it indicates that the file is in a DOS or Windows format and will cause errors when data is loaded.

Character fields cannot contain carriage returns, because the load process will process a carriage return as an indication of a new record.

External Oracle Table Definition

In the table definitions that follow, the External Oracle Table Definition columns Field Name, Data Type, and length define the physical external table.

DC_ITEM_LOC Table

File name: **DC_ITEM_LOC.DAT**

Table create SQL script: **DBC_CREATE_ITEM_LOC_TAB.SQL**

External Oracle table created: **DC_ITEM_LOC**

Suggested post-loading validation (sequence after dc_load_item_location.ksh:

- Ensure that ITEM_SEASONS.ITEM is a valid ITEM_MASTER.ITEM where ITEM_MASTER.ITEM_LEVEL <=ITEM_MASTER.TRAN_LEVEL.
- Ensure that ITEM_SEASONS.SEASON_ID/PHASE_ID combination exists in PHASES.
- Ensure that ITEM_LOC.ITEM is a valid ITEM_MASTER.ITEM where ITEM_MASTER.ITEM_LEVEL <=ITEM_MASTER.TRAN_LEVEL.
- Ensure that ITEM_LOC_SOH.ITEM is a valid ITEM_MASTER.ITEM where ITEM_MASTER.ITEM_LEVEL = ITEM_MASTER.TRAN_LEVEL.
- Ensure that ITEM_LOC.LOC is a valid V_LOCATION.LOCATION_ID with V_LOCATION.STOCKHOLDING_IND = 'Y'.
- Ensure that ITEM_LOC_SOH.ITEM/LOC combination exists on ITEM_LOC.
- Ensure that ITEM_LOC.ITEM_PARENT/ITEM)GRANDPARENT for the item are the same as ITEM_MASTER.ITEM_PARENT, ITEM_GRANDPARENT.
- Ensure that ITEM_LOC.SELLING_UOM is a valid UOM_CLASS.UOM.
- Ensure that ITEM_LOC.PROMO_SELLING_UOM (if not NULL) is a valid UOM_CLASS.UOM.
- Ensure that ITEM_LOC.MULTI_SELLING_UOM (if not NULL) is a valid UOM_CLASS.UOM.
- Ensure that ITEM_LOC.SOURCE_WH is a valid WH.WH where STOCKHOLDING_IND = 'Y' if ITEM_LOC.SOURCE_METHOD = 'W'.
- Ensure that ITEM_LOC.PRIMARY_COST_PACK (if not NULL) is valid ITEM_MASTER.ITEM with ITEM_MASTER.SIMPLE_PACK_IND = 'Y' and that the ITEM_LOC.ITEM = PACKITEM.ITEM when ITEM_LOC.PRIMARY_COST_PACK = PACKITEM.PACK_NO.

File Format					External Oracle Table Definition	
Field Name	Data Type	Max Length	Req'd	Description	Field Name	Data Type
SKU	Alpha-numeric	25	Y	Unique identifier for the stock keeping unit (item, product, article, or other).	ITEM	VARCHAR2(25)
LOCATION	Integer	10	Y	Identifier for the store, warehouse, or external finisher.	LOCATION	NUMBER(10)
LOC_TYPE	Alpha-numeric	1	Y	Type of location. Valid values are: S - Store W - Warehouse E - External finisher	LOC_TYPE	VARCHAR2(1)

File Format					External Oracle Table Definition	
PRIMARY_LOC_IND	Alpha-numeric	1	N	<p>Note: This is not in the RMS table. It is needed for inserting into ITEM_SUPP_COUNTRY_LOC. Populate for all ITEM_LOCs or leave NULL for all ITEM_LOCs.</p> <p>Valid values are:</p> <p>Y - This is the primary location used for insertion to ITEM_SUPP_COUNTRY_LOC.</p> <p>N - Not the primary location.</p>	PRIMARY_LOC_IND	VARCHAR2(1)
SELLING_UNIT_RETAIL	Numeric	20,4	N	<p>Current selling unit retail for the item/location. This value should contain the current regular unit retail or clearance unit retail but should not reflect any promotional retails.</p> <p>This field is required for sellable items but not required for non-sellable items.</p> <p>This should be in location currency.</p>	SELLING_UNIT_RETAIL	NUMBER(20,4)
SELLING_UOM	Alpha-numeric	4	N	<p>Unit of measure in which the current selling unit retail is defined. Value values must exist in the RMS UOM_CLASS table, and a conversion must exist between the item's standard UOM and the selling UOM.</p> <p>To convert between UOMs in different UOM classes, 'case' type dimensions must be defined at the item/supp/country level for the UOM.</p> <p>This field is required for sellable items but not required for non-sellable items.</p>	SELLING_UOM	VARCHAR2(4)

File Format					External Oracle Table Definition	
TAXABLE_IND	Alpha-numeric	1	N	Whether the item is taxable at a store location. Defaults to N when NULL. Any value passed in is overwritten with an N value for warehouse locations.	TAXABLE_IND	VARCHAR2(1)
LOCAL_SKU_DESC	Alpha-numeric	250	N	A location-specific description for the item that differs from the item's primary description.	LOCAL_ITEM_DESC	VARCHAR2(250)
LOCAL_SHORT_DESC	Alpha-numeric	120	N	Shortened location-specific description for the item. This field can be used by point of sale systems or other systems where display space is limited. Defaults to 120 characters of the LOCAL_ITEM_DESC when NULL.	LOCAL_SHORT_DESC	VARCHAR2(120)
TI	Numeric	12,4	N	Number of cartons on a layer of a pallet for the item/location (tiers).	TI	NUMBER(12,4)
HI	Numeric	12,4	N	Number of layers on a pallet for the item/location (height).	HI	NUMBER(12,4)
STORE_ORD_MULT	Alpha-numeric	1	Y	Case pack multiple in which this item must be shipped from a warehouse to the location.	STORE_ORD_MULT	VARCHAR2(1)

File Format					External Oracle Table Definition	
TICKET_MEAS_OF_EACH	Numeric	12,4	N	Size of an each in terms of the ticketing UOM (for example, 12 oz.). This value is used in ticketing only.	MEAS_OF_EACH	NUMBER(12,4)
TICKET_MEAS_OF_PRICE	Numeric	12,4	N	Size to be used on the ticket in terms of the ticketing UOM. For example, to have a ticket label print the price per ounce, this value would be 1. To show the price per 100 grams, this value would be 100. This value is used in ticketing only.	MEAS_OF_PRICE	NUMBER(12,4)
TICKET_UOM	Alpha-numeric	4	N	Unit of measure to be used on tickets for this item. This value is used in conjunction with the ticket measure of each and ticket measure of price fields.	UOM_OF_PRICE	VARCHAR2(4)
PRIMARY_COST_PACK	Alpha-numeric	25	N	Item number that is a simple pack containing the item in the item column for this record. If populated, the cost of the future cost table is driven from the simple pack and the deals and cost changes for the simple pack.	PRIMARY_COST_PACK	VARCHAR2(25)
INBOUND_HANDLING_DAYS	Integer	2	N	Number of days required to put away or cross-dock an item at a warehouse. This value is used for warehouse locations only.	INBOUND_HANDLING_DAYS	NUMBER(2)
SOURCE_WH	Integer	10	N	Value used when doing manual store-level replenishment using the inventory request APIs. Required if SOURCE_METHOD = W; NULL otherwise.	SOURCE_WH	NUMBER(10)

File Format					External Oracle Table Definition	
SOURCE_METHOD	Alpha-numeric	1	N	How inventory for this item is sourced to a store when doing manual store-level replenishment using the inventory request APIs. Valid values are: W - Warehouse S - Supplier	SOURCE_METHOD	VARCHAR2(1)
MULT_UNITS	Numeric	12,4	N	Number of qualifying units, if multi-unit pricing is currently being used for this item/location. For example, if the item is multi-priced as 3 for \$25, this field contains the 3.	MULT_UNITS	NUMBER(12,4)
MULTI_UNIT_RETAIL	Numeric	20,4	N	Multi-retail price, if multi-unit pricing is currently being used for this item/location. For example, if the item is multi-priced as 3 for \$25, this field contains the 25. This should be in location currency.	MULTI_UNIT_RETAIL	NUMBER(20,4)
MULTI_SELLING_UOM	Alpha-numeric	4	N	Unit of measure in which the multi-unit retail is defined, if multi-unit pricing is currently being used for this item/location.	MULTI_SELLING_UOM	VARCHAR2(4)
NOMINAL_WEIGHT	Numeric	12,4	N	Nominal weight for a simple pack catch weight item. Required for a simple pack catch weight item. NULL for all others.	AVERAGE_WEIGHT	NUMBER(12,4)

Note: If the PRIMARY_LOC_IND field is NULL, any records that are not loaded and are placed in the BAD or DISCARD file must have an 'N' value for this field to rerun. The alternative method is to truncate the RMS table and rerun the entire file.

DC_LOAD_ITEM_LOCATION.KSH Segment Wrapper / Load Script

This ksh script is called by the master script dc_load_main.ksh and serves two purposes:

1. It calls the create table scripts to create external Oracle tables.
2. It calls the load data script to insert data from external Oracle tables to RMS tables.

The script can be configured to create the tables and load data, or just load data at run time. The create table scripts are called only if a parameter option (-c) is passed from the command line. By default (without the option -c), this script loads the data.

The dc_load_item_location.ksh script utilizes a common library file and configuration file. The library file contains functions common across all segment wrapper scripts. The configuration file defines the directories used by the data conversion scripts.

For a specific function to process the load, the script checks a status file. If the data file is valid, one unique status file (*.status) is generated per function, if it does not yet exist, to signal that a load has started. If the file already exists, the script skips the load and writes a message to the log file. For the data file to be valid, it must satisfy these requirements:

- It must exist in the data directory defined in the common configuration file
- It must allow read access.
- It must contain information (have a size greater than 0).

The next topics describe the load functions that are included in the load script.

LOAD_ITEM_LOC

This function contains a PL/SQL block that selects from the DC_ITEM_LOC external table and inserts the data to the RMS ITEM_LOC table. It joins the external table with a virtual table that is a union of store and warehouse, so that only stockholding warehouses are included. This function performs two inserts, as follows:

- The primary supplier and primary country fields are populated if the item is orderable. First, it populates the RMS ITEM_LOC table with the values from DC_ITEM_LOC joined with a virtual table that selects the primary supplier and the supplier's primary country for the item from THE ITEM_SUPP_COUNTRY table. Also, it joins the table with ITEM_MASTER to get the ORDER_AS_TYPE value for the RECEIVE_AS_TYPE column. This is populated only for buyer packs.
- For the sellable only items, there is no primary supplier or primary country. This is done by limiting the insert to items that do not exist in the RMS ITEM_SUPP_COUNTRY table.

The following table defines the default value in the RMS table if no information is provided in the data file (external table field values are NULL or not defined).

The function returns a Boolean value.

DC_ITEM_LOC to ITEM_LOC Column Defaults

Column Name (RMS Table)	Default Value	Comments
LAST_UPDATE_ID	Current user ID	
LAST_UPDATE_DATETIME	SYSDATE	
TAXABLE_IND	N	If NULL
CLEAR_IND	N	
STORE_PRICE_IND	N	
RPM_IND	N	

Column Name (RMS Table)	Default Value	Comments
LOCAL_SHORT_DESC	RTRIM of SUBSTRB 120 char of LOCAL_ITEM_DESC ITEM_MASTER.SHORT_DESC when LOCAL_ITEM_DESC is NULL.	If NULL
REGULAR_UNIT_RETAIL	SELLING_UNIT_RETAIL	
UNIT_RETAIL	SELLING_UNIT_RETAIL	
MULTI_UNIT_RETAIL	SELLING_UNIT_RETAIL	If NULL
CREATE_DATETIME	SYSDATE	
STATUS_UPDATE_DATE	SYSDATE	
STATUS	A	
LOCAL_ITEM_DESC	Default to ITEM_DESC	Populated with ITEM_MASTER.ITEM_DESC when it is NULL
RECEIVE_AS_TYPE	ITEM_MASTER.ORDER_AS_TYPE	If item is a buyer pack, PACK_TYPE='B', and if the location is a warehouse, LOC_TYPE='W'
ITEM_PARENT	ITEM_MASTER.ITEM_PARENT	
ITEM_GRANDPARENT	ITEM_MASTER.ITEM_GRANDPARENT	

Required file to load: dc_item_loc.dat

INSERT_ITEM_LOC_SOH

This function contains a PL/SQL block that selects from the DC_ITEM_LOC external table and inserts the data to the RMS ITEM_LOC_SOH table. It joins the external Oracle table with a virtual table that is a union of store and warehouse, so that only stockholding warehouses are included. It joins the external table with ITEM_MASTER to insert only transactional items (ITEM_LEVEL = TRAN_LEVEL). This function performs two inserts, as follows:

- It joins with RMS ITEM_SUPP_COUNTRY and SUPS tables to get the UNIT_COST and supplier currency, to convert the UNIT_COST into location currency.
- For sellable only items, it does not join with the RMS ITEM_SUPP_COUNTRY and SUPS tables. It creates an insert statement that excludes items that exist in ITEM_SUPP_COUNTRY and sets UNIT_COST to NULL.

The following table defines the default values in the RMS table if no information is provided in the data file (external table field values are NULL or not defined).

The function returns a Boolean value.

DC_ITEM_LOC to ITEM_LOC_SOH Column Defaults

Column Name (RMS Table)	Default Value	Comments
LAST_UPDATE_ID	Current user ID	
LAST_UPDATE_DATETIME	SYSDATE	
CREATE_DATETIME	SYSDATE	
STOCK_ON_HAND	0	
IN_TRANSIT_QTY	0	
PACK_COMP_INTRAN	0	
PACK_COMP_SOH	0	
TSF_RESERVED_QTY	0	
PACK_COMP_RESV	0	
TSF_EXPECTED_QTY	0	
PACK_COMP_EXP	0	
RTV_QTY	0	
NON_SELLABLE_QTY	0	
CUSTOMER_RESV	0	
CUSTOMER_BACKORDER	0	
PACK_COMP_CUST_RESV	0	
PACK_COMP_CUST_BACK	0	
PACK_COMP_NON_SELLABLE	0	
ITEM_PARENT	ITEM_MASTER.ITEM_PARENT	
ITEM_GRANDPARENT	ITEM_MASTER.ITEM_GRAND PARENT	
AV_COST	ITEM_SUPP_COUNTRY. UNIT_COST of the primary supplier/primary country converted to location currency	
PRIMARY_SUPP	ITEM_SUPP_COUNTRY.SUP PLIER with PRIMARY_SUPP_IND = Y for item	
PRIMARY_CTRY	ITEM_SUPP_COUNTRY.ORIGIN_ COUNTRY_ID with PRIMARY_SUPP_IND = Y and PRIMARY_COUNTRY_IND = Y for item	
AVERAGE_WEIGHT	NULL	Only defined if item is a simple pack catch weight item.

Required file to load: dc_item_loc.dat

INSERT_RPM_FUTURE_RETAIL

This function contains a PL/SQL block that selects from the DC_ITEM_LOC external table and inserts the data into the RPM RPM_FUTURE_RETAIL table.

Many of the columns from the external Oracle table defined above map directly to the RPM table. The exception is to retrieve dept, class, and subclass values for each item from the ITEM_MASTER table. The currency code is retrieved from the STORE or WH table, based on the location and the location type.

The RPM_FUTURE_RETAIL table is loaded for sellable transaction level items only. Even though SELLING_UNIT_RETAIL and SELLING_UOM are not required fields in the DC_ITEM_LOC table, they are required for sellable items. Without the values, inserting into RPM_FUTURE_RETAIL table will fail.

Warehouse locations are conditionally inserted into the RPM_FUTURE_RETAIL table, based on the RPM system option RECOGNIZE_WH_AS_LOCATIONS. This uses one insert for stores and checks this system option before the insert for warehouses.

Warehouses must be stockholding locations.

The following table defines the default values in the RPM table if no information is provided in the data file (external table field values are NULL or not defined).

The function returns a Boolean value.

DC_ITEM_LOC to RPM_FUTURE_RETAIL Column Defaults

Column Name (RMS Table)	Default Value	Comments
FUTURE_RETAIL_ID	Sequence	
MULTI_UNIT_RETAIL_CURRENCY	SELLING_UNIT_RETAIL_CURRENCY	Populate if MULTI_UNIT_RETAIL is NOT NULL
SELLING_UNIT_RETAIL_CURRENCY	Lookup STORE or WH currency	
ACTION_DATE	VDATE	
ZONE_NODE_TYPE	If LOC_TYPE = 'S' then 0 If LOC_TYPE = 'W' then 2	

Required file to load: dc_item_loc.dat

INSERT_ITEM_SUPP_COUNTRY_LOC

This function inserts the data into the RMS ITEM_SUPP_COUNTRY_LOC table.

The DC_ITEM_LOC external Oracle table is joined with the RMS ITEM_SUPP_COUNTRY table to insert data into the RMS ITEM_SUPP_COUNTRY_LOC table for the item's primary supplier/primary country. The function also joins the external Oracle table with a virtual table that is a union of store and warehouse, so that only stockholding warehouses are included.

The following table defines the default values in the RMS table if no information is provided in the data file (external table field values are NULL or not defined).

The function returns a Boolean value.

DC_ITEM_LOC to ITEM_SUPP_COUNTRY_LOC Column Defaults

Column Name (RMS Table)	Default Value	Comments
LAST_UPDATE_ID	Current user ID	
LAST_UPDATE_DATETIME	SYSDATE	
PICKUP_LEAD_TIME	LEAD_TIME	If NULL
CREATE_DATETIME	SYSDATE	
PRIMARY_LOC_IND		If NULL, lowest loc ID = Y, otherwise default = N. Use analytic function. The table requires that all records contain PRIMARY_LOC_IND information, or all records can have this indicator set to NULL.
ROUND_LVL	ITEM_SUPP_COUNTRY. ROUND_LVL	
ROUND_TO_INNER_PCT	ITEM_SUPP_COUNTRY. ROUND_TO_INNER_PCT	
ROUND_TO_CASE_PCT	ITEM_SUPP_COUNTRY. ROUND_TO_CASE_PCT	
ROUND_TO_LAYER_PCT	ITEM_SUPP_COUNTRY. ROUND_TO_LAYER_PCT	
ROUND_TO_PALLET_PCT	ITEM_SUPP_COUNTRY. ROUND_TO_PALLET_PCT	

Required file to load: dc_item_loc.dat

INSERT_FUTURE_COST

This function selects from the DC_ITEM_LOC external table, joined with the RMS ITEM_SUPP_COUNTRY_LOC table, and inserts data into the RMS FUTURE_COST table for the item's primary supplier/primary country. Data is inserted into the RMS_FUTURE_COST table for sellable items only.

This function uses the UNIT_COST from the RMS ITEM_SUPP_COUNTRY_LOC table as the value for all the cost columns. It joins the external table with a virtual table that is a union of store and warehouse, so that only stockholding warehouses are included.

The following table defines the default values in the RMS table if no information is provided in the data file (external table field values are NULL or not defined).

The function returns a Boolean value.

DC_ITEM_LOC to FUTURE_COST Column Defaults

Column Name (RMS Table)	Default Value	Comments
ACTIVE_DATE	VDATE	
START_IND	Y	
CALC_DATE	VDATE	

Required file to load: dc_item_loc.dat

INSERT_PRICE_HIST

This function selects from the DC_ITEM_LOC external table, joined with the RMS PRICE_HIST table for the item's 0 tran_type, 0 reason, 0 location record, to insert data into the RMS PRICE_HIST table for each item/location combination.

The UNIT_COST is already in the primary currency in the 0 PRICE_HIST record, so it must be converted to local currency. The function retrieves the CURRENCY_CODE from the RMS STORE or WH table, based on the location and the LOC_TYPE. It retrieves only stockholding warehouses. This function performs the following inserts:

- The location currency (STORE/WH) is equal to the primary currency
- The location currency is different from the primary currency, so it requires the conversion function to convert UNIT_COST.

The following table defines the default values in the RMS table if no information is provided in the data file (external table field values are NULL or not defined).

The function returns a Boolean value.

DC_ITEM_LOC to PRICE_HIST Column Defaults

Column Name (RMS Table)	Default Value	Comments
MULTI_SELLING_UOM	SELLING_UOM	If NULL
SELLING_UNIT_RETAIL	UNIT_RETAIL	If NULL
MULTI_UNIT_RETAIL	UNIT_RETAIL	If NULL
ACTION_DATE	VDATE	
TRAN_TYPE	0	
REASON	0	

Required file to load: dc_item_loc.dat

Others

This section describes data conversion for the following RMS tables, listed in the order that they must be loaded:

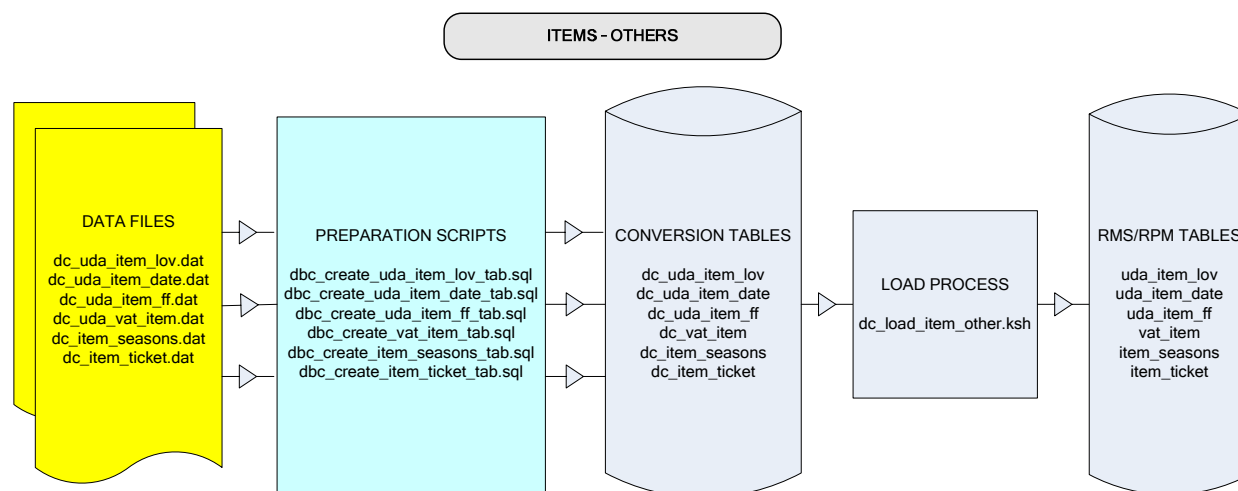
- UDA_ITEM_LOV
- UDA_ITEM_DATE
- UDA_ITEM_FF
- VAT_ITEM
- ITEM_SEASONS
- ITEM_TICKET

The following programs are included in this functional area:

- Main wrapper script `dc_load_main.ksh`
This main script is used across all functional areas to call segment load scripts. Refer to Chapter 2 for details.
- Segment load script `dc_load_item_other.ksh`
This wrapper calls the external Oracle table create and load scripts listed below.
- External Oracle table create scripts:
 - `dbc_create_uda_item_lov.sql`
 - `dbc_create_uda_item_date.sql`
 - `dbc_create_uda_item_ff.sql`
 - `dbc_create_vat_item.sql`
 - `dbc_create_item_seasons.sql`
 - `dbc_create_item_ticket.sql`

Data Flow

The following diagram shows the data flow for the Items–Others functional area:



Prerequisites

Before you begin using the data conversion toolset for Item Others, you must complete data conversion for Items, Item Supplier, and Item Location:

- Fashion Items
- Hardlines
- Grocery Items
- Pack Items
- Item Supplier
- Item Location

File Format and External Oracle Tables

The following topics describe the flat file formats that must be created with data from the legacy system. These files must be formatted based on definitions provided before data can be loaded. The data fields for each flat file must be created in the order listed.

The `dc_load_item_other.ksh` script calls each of the SQL scripts in a specific order. The SQL scripts create external Oracle tables from flat file feeds and load data into the Oracle Retail Merchandising database.

File Format

In the table definitions that follow, the File Format columns Field Name, Data Type, and Max Length define the structure of the source file.

Note: Data files must be in UNIX file format and encoded as UTF-8. If a caret-M (^M) can be seen when the file is viewed in a UNIX session, it indicates that the file is in a DOS or Windows format and will cause errors when data is loaded.

Character fields cannot contain carriage returns, because the load process will process a carriage return as an indication of a new record.

External Oracle Table Definition

In the table definitions that follow, the External Oracle Table Definition columns Field Name and Data Type (including length) define the physical external table.

DC_UDA_ITEM_LOV Table

File name: DC_UDA_ITEM_LOV.DAT

Table create SQL script: DBC_CREATE_UDA_ITEM_LOV_TAB.SQL

External Oracle table created: DC_UDA_ITEM_LOV

Suggested post-loading validation (sequence after dc_load_item_other.ksh:

- Ensure that UDA_ITEM_LOV.ITEM is a valid ITEM_MASTER.ITEM where ITEM_MASTER.ITEM_LEVEL <=ITEM_MASTER.TRAN_LEVEL.
- Ensure that UDA_ITEM_LOV.UDA_ID/UDA_VALUE combination exists in UDA_VALUES.
- Ensure that any UDA_ITEM_LOV.ITEM with a UDA_ITEM_LOV.UDA_ID where UDA.SINGE_VALUE_IND = 'Y' has no other UDA_ITEM_LOV rows.

File Format					External Oracle Table Definition	
Field Name	Data Type	Max Length	Req'd	Description	Field Name	Data Type
ITEM	Alpha-numeric	25	Y	Item number of item associated with the user-defined attribute (UDA). Valid values are any item from the item files: style, SKU, or pack.	ITEM	VARCHAR2(25)
UDA_ID	Integer	5	Y	UDA associated with the item, where the UDA is a list of values (UDA has a DISPLAY_TYPE of 'LV'). Valid values come from the UDA_ID field in the dc_uda.dat file.	UDA_ID	NUMBER(5)
UDA_VALUE	Integer	3	Y	List of values value of the UDA. Valid values come from the UDA_VALUE field in the UDA_VALUES table in RMS for the UDA_ID in this file.	UDA_VALUE	NUMBER(3)

DC_UDA_ITEM_DATE Table

File name: DC_UDA_ITEM_DATE.DAT

Table create SQL script: DBC_CREATE_UDA_ITEM_DATE_TAB.SQL

External Oracle table created: DC_UDA_ITEM_DATE

Suggested post-loading validation (sequence after dc_load_item_other.ksh:

- Ensure that UDA_ITEM_DATE.ITEM is a valid ITEM_MASTER.ITEM, where ITEM_MASTER.ITEM_LEVEL <=ITEM_MASTER.TRAN_LEVEL.
- Ensure that UDA_ITEM_DATE.UDA_ID is a valid UDA.UDA_ID with UDA.DISPLAY_TYPE of 'DT'.
- Ensure that any UDA_ITEM_DATE.ITEM with a UDA_ITEM_DATE.UDA_ID where UDA.SINGE_VALUE_IND = 'Y' has no other UDA_ITEM_DATE rows.

File Format					External Oracle Table Definition	
Field Name	Data Type	Max Length	Req'd	Description	Field Name	Data Type
ITEM	Alpha-numeric	25	Y	Item number of item associated with UDA. Valid values are any item from the item files: style, SKU, or pack.	ITEM	VARCHAR2(25)
UDA_ID	Integer	5	Y	User-defined attribute associated with the item, where the UDA is a date (UDA has a DISPLAY_TYPE of DT). Valid values come from the UDA_ID field in the dc_uda.dat file.	UDA_ID	NUMBER(5)
UDA_DATE	Alpha-numeric	11	Y	Date value associated with the UDA. Valid values are dates in the date format. Date format is DDMONYYYY (for example, 02JAN2007).	UDA_DATE	DATE

DC_UDA_ITEM_FF Table

File name: DC_UDA_ITEM_FF.DAT

Table create SQL script: DBC_CREATE_UDA_ITEM_FF_TAB.SQL

External Oracle table created: DC_UDA_ITEM_FF

Suggested post-loading validation (sequence after dc_load_item_other.ksh:

- Ensure that UDA_ITEM_FF.ITEM is a valid ITEM_MASTER.ITEM where ITEM_MASTER.ITEM_LEVEL <=ITEM_MASTER.TRAN_LEVEL.
- Ensure that UDA_ITEM_FF.UDA_ID is a valid UDA.UDA_ID with UDA.DISPLAY_TYPE of 'FF'.
- Ensure that any UDA_ITEM_FF.ITEM with a UDA_ITEM_FF.UDA_ID where UDA.SINGE_VALUE_IND = 'Y' has no other UDA_ITEM_FF rows.

File Format					External Oracle Table Definition	
Field Name	Data Type	Max Length	Req'd	Description	Field Name	Data Type
ITEM	Alpha-numeric	25	Y	Item number of item associated with UDA. Valid values are any item from the item files: style, SKU, or pack.	ITEM	VARCHAR2(25)
UDA_ID	Integer	5	Y	User-defined attribute associated with the item, where the UDA is free-form text (UDA has a DISPLAY_TYPE of FF). Valid values come from the UDA_ID field in the dc_uda.dat file.	UDA_ID	NUMBER(5)
UDA_TEXT	Alpha-numeric	250	Y	Text value associated with the UDA.	UDA_TEXT	VARCHAR2(250)

DC_VAT_ITEM Table

File name: DC_VAT_ITEM.DAT

Table create SQL script: DBC_CREATE_VAT_ITEM_TAB.SQL

External Oracle table created: DC_VAT_ITEM

Suggested post-loading validation (sequence after dc_load_item_other.ksh:

- Ensure that VAT_ITEM.ITEM is a valid ITEM_MASTER.ITEM where ITEM_MASTER.ITEM_LEVEL <=ITEM_MASTER.TRAN_LEVEL.
- Ensure that VAT_ITEM.VAT_REGION is a valid VAT_REGION.VAT_REGION.
- Ensure that VAT_ITEM.VAT_CODE/VAT_RATE is a valid combination in VAT_CODE_RATES, where VAT_ITEM.ACTIVE_DATE >= VAT_CODE_RATES.ACTIVE_DATE, and no other row on VAT_CODE_RATES exists for the combination with a greater ACTIVE_DATE that is still <= VAT_ITEM.ACTIVE_DATE.

File Format					External Oracle Table Definition	
Field Name	Data Type	Max Length	Req'd	Description	Field Name	Data Type
ITEM	Alpha-numeric	25	Y	Item number of item associated with the VAT region. Valid values are any item from the item files: style, SKU, or pack.	ITEM	VARCHAR2(25)
VAT_REGION	Integer	4	Y	Unique identifier of VAT region associated with the item. Valid values come from the VAT_REGION field in the dc_vat_region.dat file.	VAT_REGION	NUMBER(4)
VAT_TYPE	Alpha-numeric	1	Y	Whether the VAT rate is used for purchasing (cost), selling (retail), or both. Valid values are from the VTTP code type: C, R, or B.	VAT_TYPE	VARCHAR2(1)
VAT_CODE	Alpha-numeric	6	Y	Unique identifier of value-added tax code, used to determine which items are subject to VAT. Valid values are: S - Standard C - Composite Z - Zero E - Exempt Valid values come from the VAT_CODE column in the dc_vat_codes.dat file.	VAT_CODE	VARCHAR2(6)
VAT_RATE	Numeric	20,10	Y	Rate of the VAT for the item/ VAT region combination. Valid values come from the VAT_RATE column in the dc_vat_code_rates.dat file. These values exist in the VAT_CODE_RATES table.	VAT_RATE	NUMBER(20,10)
ACTIVE_DATE	Alpha-numeric	11	Y	Date the item/VAT region combination is active. Date format is DDMONYYYY (for example, 02JAN2007).	ACTIVE_DATE	DATE

DC_ITEM_SEASONS Table

File name: DC_ITEM_SEASONS.DAT

Table create SQL script: DBC_CREATE_ITEM_SEASONS_TAB.SQL

External Oracle table created: DC_ITEM_SEASONS

Suggested post-loading validation (sequence after dc_load_item_other.ksh:

- Ensure that ITEM_SEASONS.ITEM is a valid ITEM_MASTER.ITEM where ITEM_MASTER.ITEM_LEVEL <=ITEM_MASTER.TRAN_LEVEL.
- Ensure that ITEM_SEASONS.SEASON_ID/PHASE_ID combination exists in PHASES.
- Capture count from ITEM_SEASONS and compare to flat file DC_ITEM_SEASONS.DAT to ensure that all rows are loaded.

File Format					External Oracle Table Definition	
Field Name	Data Type	Max Length	Req'd	Description	Field Name	Data Type
ITEM	Alpha-numeric	25	Y	Item number of item. Valid values are any item from the item files: style, SKU, or pack.	ITEM	VARCHAR2(25)
SEASON_ID	Integer	3	Y	Identifier of the product season associated to the item. Valid values are from the SEASON_ID field of the SEASONS table in RMS.	SEASON_ID	NUMBER(3)
PHASE_ID	Integer	3	Y	Identifier of the season phase associated with the item. Valid values are from the PHASE_ID field from the PHASES table in RMS, for the given SEASON_ID.	PHASE_ID	NUMBER(3)

Note: If any records are in the BAD or DISCARD file, the RMS table must be truncated and the entire file must be rerun. No new records within a sequence group can be added to the RMS table through the scripts.

DC_ITEM_TICKET Table

File name: **DC_ITEM_TICKET.DAT**

Table create SQL script: **DBC_CREATE_ITEM_TICKET_TAB.SQL**

External Oracle table created: **DC_ITEM_TICKET**

Suggested post-loading validation (sequence after dc_load_item_other.ksh):

- Ensure that ITEM_TICKET.ITEM is a valid ITEM_MASTER.ITEM, where ITEM_MASTER.ITEM_LEVEL <=ITEM_MASTER.TRAN_LEVEL.
- Ensure that ITEM_TICKET.TICKET_TYPE_ID is a valid TICKET_TYPE_HEAD.TICKET_TYPE_ID.
- Capture the count from ITEM_TICKET and compare to flat file DC_ITEM_TICKET.DAT to ensure that all rows are loaded.

File Format					External Oracle Table Definition	
Field Name	Data Type	Max Length	Req'd	Description	Field Name	Data Type
ITEM	Alpha-numeric	25	Y	Item number of item. Valid values are any item from the item files: style, SKU, or pack.	ITEM	VARCHAR2(25)
TICKET_TYPE_ID	Alpha-numeric	4	Y	Unique identifier of ticket or label type associated with item. Valid values are from the TICKET_TYPE_ID field in the DC_TICKET_TYPE_HEAD file.	TICKET_TYPE_ID	VARCHAR2(4)
PRINT_ON_PC_IND	Alpha-numeric	1	N	Whether this type of ticket should be printed for this item when a permanent price change goes into effect. Valid values are 'Y' and 'N'. If no value is specified in the file, the value defaults to N.	PRINT_ON_PC_IND	VARCHAR2(1)
PO_PRINT_TYPE	Alpha-numeric	1	N	When the ticket type for the given item should be printed, upon the approval or receipt of the purchase order. Valid values are 'A' and 'R'.	PO_PRINT_TYPE	VARCHAR2(1)
ADDL_OVER_PCT	Numeric	12,4	N	Additional percentage of tickets that should be printed for a given event. For example, if the event is receiving a purchase order, this field holds the percentage of tickets greater than the purchase order quantity that should be printed. If no value is specified in the file, the value defaults to the value from the TICKET_OVER_PCT field in the RMS SYSTEM_OPTIONS table.	TICKET_OVER_PCT	NUMBER(12,4)

DC_LOAD_ITEM_OTHER.KSH Segment Wrapper / Load Script

This ksh script is called by the master script `dc_load_main.ksh`. It serves two purposes:

1. It calls the create table scripts to create external Oracle tables.
2. It calls the load data script to insert data from external Oracle tables to RMS tables.

The script can be configured to create the tables and load data, or just to load data at run time. The create table scripts are called only if a parameter option (-c) is passed from the command line. By default (without the option -c), this script loads the data.

The `dc_load_item_other.ksh` script utilizes a common library file and configuration file. The library file contains functions common across all segment wrapper scripts. The configuration file defines the directories used by the data conversion scripts.

For a specific function to process the load, the script checks a status file. If the data file is valid, one unique status file (*.status) is generated per function, if it does not yet exist, to signal that a load has started. If the file already exists, the script skips the load and writes a message to the log file. For the data file to be valid, it must satisfy these requirements:

- It must exist in the data directory defined in the common configuration file
- It must allow read access.
- It must contain information (have a size greater than 0).

The next topics describe the load functions that are included in the load script.

LOAD_UA_ITEM_LOV

This function contains a PL/SQL block that selects from the `DC_UA_ITEM_LOV` external table and inserts the data to the RMS `UDA_ITEM_LOV` table.

The following table defines the default values in the RMS table if no information is provided in the data file (external table field values are NULL or not defined).

The function returns a Boolean value.

DC_UA_ITEM_LOV to UDA_ITEM_LOV Column Defaults

Column Name (RMS Table)	Default Value	Comments
LAST_UPDATE_ID	Current user ID	User who last updated the record in RMS. This defaults to the Oracle User.
LAST_UPDATE_DATETIME	SYSDATE	Date/time the record was last modified in RMS. This defaults to the system date.
CREATE_DATETIME	SYSDATE	Date/time the record was created in RMS. This defaults to the system date.

Required file to load: `dc_uda_item_lov.dat`

LOAD_UA_ITEM_DATE

This function contains a PL/SQL block that selects from the DC_UA_ITEM_DATE external table and inserts the data to the RMS UDA_ITEM_DATE table.

The following table defines the default values in the RMS table if no information is provided in the data file (external table field values are NULL or not defined).

The function returns a Boolean value.

DC_UA_ITEM_DATE to UDA_ITEM_DATE Column Defaults

Column Name (RMS Table)	Default Value	Comments
LAST_UPDATE_ID	Current user ID	User who last updated the record in RMS. This defaults to the Oracle User.
LAST_UPDATE_DATETIME	SYSDATE	Date/time the record was last modified in RMS. This defaults to the system date.
CREATE_DATETIME	SYSDATE	Date/time the record was created in RMS. This defaults to the system date.

Required file to load: dc_ua_item_date.dat

LOAD_UA_ITEM_FF

This function contains a PL/SQL block that selects from the DC_UA_ITEM_FF external table and inserts the data to the RMS UDA_ITEM_FF table.

The following table defines the default values in the RMS table if no information is provided in the data file (external table field values are NULL or not defined).

The function returns a Boolean value.

DC_UA_ITEM_FF to UDA_ITEM_FF Column Defaults

Column Name (RMS Table)	Default Value	Comments
LAST_UPDATE_ID	Current user ID	User who last updated the record in RMS. This defaults to the Oracle User.
LAST_UPDATE_DATETIME	SYSDATE	Date/time the record was last modified in RMS. This defaults to the system date.
CREATE_DATETIME	SYSDATE	Date/time the record was created in RMS. This defaults to the system date.

Required file to load: dc_ua_item_ff.dat

LOAD_VAT_ITEM

This function contains a PL/SQL block that selects from the DC_VAT_ITEM external table and inserts the data to the RMS VAT_ITEM table.

The following table defines the default values in the RMS table if no information is provided in the data file (external table field values are NULL or not defined).

The function returns a Boolean value.

DC_VAT_ITEM to VAT_ITEM Column Defaults

Column Name (RMS Table)	Default Value	Comments
LAST_UPDATE_ID	Current user ID	User who last updated the record in RMS. This defaults to the Oracle User.
LAST_UPDATE_DATETIME	SYSDATE	Date/time the record was last modified in RMS. This defaults to the system date.
CREATE_DATETIME	SYSDATE	Date/time the record was created in RMS. This defaults to the system date.
CREATE_ID	Current user id	User who created the record in RMS. This defaults to the Oracle User.
CREATE_DATE	SYSDATE	Date the record was created in RMS. This defaults to the system date.

Required file to load: dc_vat_item.dat

LOAD_ITEM_SEASONS

This function contains a PL/SQL block that selects from the DC_ITEM_SEASONS external table and inserts the data to the RMS ITEM_SEASONS table.

The following table defines the default values in the RMS table if no information is provided in the data file (external table field values are NULL or not defined).

The function returns a Boolean value.

DC_ITEM_SEASONS to ITEM_SEASONS Column Defaults

Column Name (RMS Table)	Default Value	Comments
LAST_UPDATE_ID	Current user ID	User who last updated the record in RMS. This defaults to the Oracle User.
LAST_UPDATE_DATETIME	SYSDATE	Date/time the record was last modified in RMS. This defaults to the system date.
CREATE_DATETIME	SYSDATE	Date/time the record was created in RMS. This defaults to the system date.
ITEM_SEASON_SEQ_NO	Sequence generated	Sequence is per item.

Required file to load: dc_item_seasons.dat

LOAD_ITEM_TICKET

This function contains a PL/SQL block that selects from the DC_ITEM_TICKET external table and inserts the data to the RMS ITEM_TICKET table.

The following table defines the default values in the RMS table if no information is provided in the data file (external table field values are NULL or not defined).

The function returns a Boolean value.

DC_ITEM_TICKET to ITEM_TICKET Column Defaults

Column Name (RMS Table)	Default Value	Comments
LAST_UPDATE_ID	Current user ID	User who last updated the record in RMS. This defaults to the Oracle User.
LAST_UPDATE_DATETIME	SYSDATE	Date/time the record was last modified in RMS. This defaults to the system date.
CREATE_DATETIME	SYSDATE	Date/time the record was created in RMS. This defaults to the system date.
PRINT_ON_PC_IND	N	If no value is specified in the file, the value defaults to N.
TICKET_OVER_PCT	SYSTEM_OPTIONS. TICKET_OVER_PCT	If no value is specified in the file, the value defaults to the value from the TICKET_OVER_PCT field in SYSTEM_OPTIONS.

Required file to load: dc_item_ticket.dat

Multiple Sets of Books (MSOB)

MSOB data conversion is described in this section. Data must be loaded in this order:

- Partner - Organization Unit
- Transfer Entity – Organization Unit – Set of Books

Prerequisites

Before you begin using the data conversion toolset for Multiple Sets of Books, you must complete data conversion for the Core functional area (dc_load_core.ksh). You also must run the dc_load_partner.ksh script for external finishers for multiple sets of books.

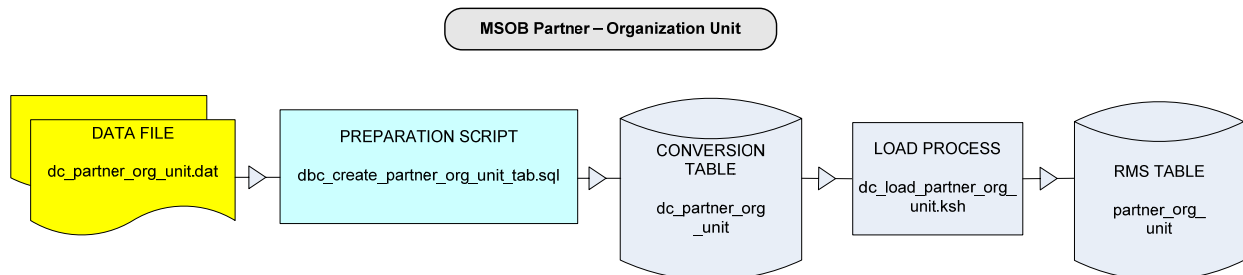
Partner – Organization Unit

This section describes data conversion for the RMS PARTNER_ORG_UNIT table. The following programs are included in this functional area:

- Main wrapper script dc_load_main.ksh
This main script is used across all functional areas to call segment load scripts. Refer to Chapter 2 for details.
- Segment load script dc_load_partner_org_unit.ksh
This wrapper calls the external Oracle table create and load script listed below.
- External Oracle table create scripts: dbc_create_partner_org_unit_tab.sql

Data Flow

The following diagram shows the data flow for the MSOB Partner – Organization Unit functional area:



File Format and External Oracle Tables

The following topics describe the flat file formats that must be created with data from the legacy system. These files must be formatted based on definitions provided before data can be loaded. The data fields for each flat file must be created in the order listed.

The dc_wh_org.ksh script calls each of the SQL scripts in a specific order. The SQL scripts create external Oracle tables from flat file feeds and load data into the Oracle Retail Merchandising database.

File Format

In the table definitions that follow, the File Format columns Field Name, Data Type, and Max Length define the structure of the source file.

Note: Data files must be in UNIX file format and encoded as UTF-8. If a caret-M (^M) can be seen when the file is viewed in a UNIX session, it indicates that the file is in a DOS or Windows format and will cause errors when data is loaded.

Character fields cannot contain carriage returns, because the load process will process a carriage return as an indication of a new record.

External Oracle Table Definition

In the table definitions that follow, the External Oracle Table Definition columns Field Name and Data Type (including length) define the physical external table.

DC_PARTNER_ORG_UNIT Table

File name: DC_PARTNER_ORG_UNIT.DAT

Table create SQL script: DBC_CREATE_PARTNER_ORG_UNIT_TAB.SQL

External Oracle table created: DC_PARTNER_ORG_UNIT

File Format					External Oracle Table Definition	
Field Name	Data Type	Max Length	Req'd	Description	Field Name	Data Type
PARTNER	Numeric	10	Y	Supplier or Supplier site ID.	PARTNER	VARCHAR2(10)
ORG_UNIT_ID	Numeric	15	Y	Organization Unit ID.	ORG_UNIT_ID	NUMBER(10)
PARTNER_TYPE	Alpha-numeric	1	Y	Type of partner (S for Supplier, U for Supplier Site).	PARTNER_TYPE	VARCHAR2(1)
PRIMARY_PAY_SITE	Alpha-numeric	1	N	Primary payment site indicator.	PRIMARY_PAY_SITE	VARCHAR2(1)

DC_LOAD_PARTNER_ORG_UNIT.KSH Segment Wrapper / Load Script

This ksh script is called by the master script dc_load_main.ksh. It serves two purposes:

1. It calls the create table scripts to create external Oracle tables.
2. It calls the load data script to insert data from external Oracle tables to RMS tables.

The script can be configured to create the tables and load data, or just to load data at run time. The create table scripts are called only if a parameter option (-c) is passed from the command line. By default (without the option -c), this script loads the data.

The dc_load_wh_org.ksh script utilizes a common library file and configuration file. The library file contains functions common across all segment wrapper scripts. The configuration file defines the directories used by the data conversion scripts.

For a specific function to process the load, the script checks a status file. If the data file is valid, one unique status file (*.status) is generated per function, if it does not yet exist, to signal that a load has started. If the file already exists, the script skips the load and writes a message to the log file. For the data file to be valid, it must satisfy these requirements:

- It must exist in the data directory defined in the common configuration file
- It must allow read access.
- It must contain information (have a size greater than 0).

The next topic describes the load functions that are included in the load script.

LOAD_PARTNER_ORG_UNIT

This function contains a PL/SQL block that selects from the DC_PARTNER_ORG_UNIT external table and inserts the data to the RMS PARTNER_ORG_UNIT table. All the columns from the external Oracle table defined previously map directly to the RMS table.

The following fields are required:

- PARTNER
- ORG_UNIT_ID
- PARTNER_TYPE

The function returns a Boolean value.

Required file to load: dc_partner_org_unit.dat

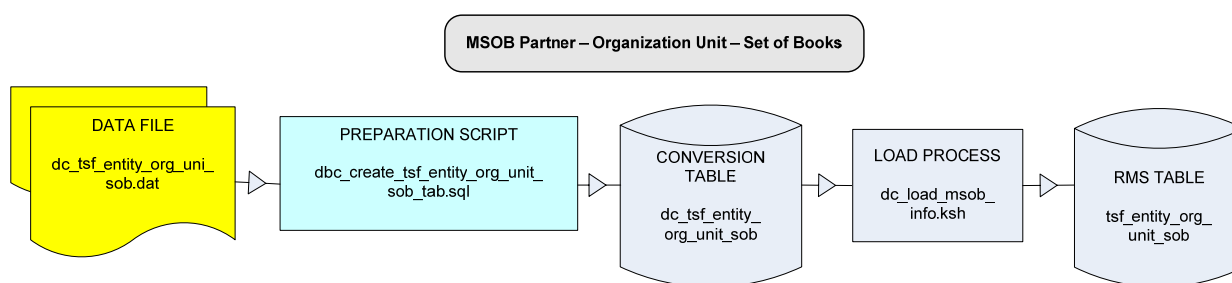
Transfer Entity – Organization Unit – Set of Books

This section describes data conversion for the RMS TFS_ENTITY_ORG_UNIT_SOB table. The following programs are included in this functional area:

- Main wrapper script `dc_load_msob_info.ksh`
This main script is used across all functional areas to call segment load scripts. Refer to Chapter 2 for details.
- Segment load script `dc_load_msob.info.ksh`
This wrapper calls the external Oracle table create and load script listed below.
- External Oracle table create scripts: `dbc_create_tsf_entity_org_unit_sob_tab.sql`

Data Flow

The following diagram shows the data flow for the MSOB Transfer Entity – Organization Unit – Set of Books functional area:



File Format and External Oracle Tables

The following topics describe the flat file formats that must be created with data from the legacy system. These files must be formatted based on definitions provided before data can be loaded. The data fields for each flat file must be created in the order listed.

The `dc_wh_org.ksh` script calls each of the SQL scripts in a specific order. The SQL scripts create external Oracle tables from flat file feeds and load data into the Oracle Retail Merchandising database.

File Format

In the table definitions that follow, the File Format columns Field Name, Data Type, and Max Length define the structure of the source file.

Note: Data files must be in UNIX file format and encoded as UTF-8. If a caret-M (^M) can be seen when the file is viewed in a UNIX session, it indicates that the file is in a DOS or Windows format and will cause errors when data is loaded.

Character fields cannot contain carriage returns, because the load process will process a carriage return as an indication of a new record.

External Oracle Table Definition

In the table definitions that follow, the External Oracle Table Definition columns Field Name and Data Type (including length) define the physical external table.

DC_TSF_ENTITY_ORG_UNIT_SOB Table

File name: DC_TSF_ENTITY_ORG_UNIT_SOB.DAT

Table create SQL script: DBC_CREATE_TSF_ENTITY_ORG_UNIT_SOB_TAB.SQL

External Oracle table created: DC_TSF_ENTITY_ORG_UNIT_SOB

Suggested post-loading validation: Ensure that the combination of TSF_ENTITY_ORG_UNIT_SOB.TSF_ENTITY_ID and ORG_UNIT_ID is unique.

File Format					External Oracle Table Definition	
Field Name	Data Type	Max Length	Req'd	Description	Field Name	Data Type
TSF_ENTITY_ID	Numeric	10	Y	Transfer Entity ID.	TSF_ENTITY_ID	NUMBER(10)
ORG_UNIT_ID	Numeric	15	Y	Organization Unit ID.	ORG_UNIT_ID	NUMBER(15)
SET_OF_BOOKS_ID	Numeric	15	Y	Set of Books ID.	SET_OF_BOOKS_ID	NUMBER(15)

DC_LOAD_LOAD_MSOB_INFO.KSH Segment Wrapper / Load Script

This ksh script is called by the master script dc_load_main.ksh. It serves two purposes:

1. It calls the create table scripts to create external Oracle tables.
2. It calls the load data script to insert data from external Oracle tables to RMS tables.

The script can be configured to create the tables and load data, or just to load data at run time. The create table scripts are called only if a parameter option (-c) is passed from the command line. By default (without the option -c), this script loads the data.

The dc_load_wh_org.ksh script utilizes a common library file and configuration file. The library file contains functions common across all segment wrapper scripts. The configuration file defines the directories used by the data conversion scripts.

For a specific function to process the load, the script checks a status file. If the data file is valid, one unique status file (*.status) is generated per function, if it does not yet exist, to signal that a load has started. If the file already exists, the script skips the load and writes a message to the log file. For the data file to be valid, it must satisfy these requirements:

- It must exist in the data directory defined in the common configuration file
- It must allow read access.
- It must contain information (have a size greater than 0).

The next topic describes the load functions that are included in the load script.

LOAD_TSF_ENTITY_ORG_UNIT_SOB

This function contains a PL/SQL block that selects from the DC_TSF_ENTITY_ORG_UNIT external table and inserts the data to the RMS TSF_ENTITY_ORG_UNIT_SOB table. All the columns from the external Oracle table defined previously map directly to the RMS table.

All fields are required:

The function returns a Boolean value.

Required file to load: dc_partner_org_unit.dat

Optional Data

Additional tables can be loaded for each of the functional areas handled by this data conversion toolset. Populating these tables is optional and based on your own business operational needs.

Note: Data conversion for these optional tables must be performed manually. These tables must be loaded after successful conversion of all data as described in the preceding chapters. This is because these optional tables have data referential integrities across functional areas.

The following sections list the optional tables for each of the functional area included in this data conversion toolset. Tables should be loaded in the order that they are listed.

Core Tables

- DIFF_RATIO_HEAD
- DIFF_RATIO_DETAIL
- SOURCE_DLVRY_SCHED
- SOURCE_DLVRY_SCHED_DAYS
- SOURCE_DLVRY_SCHED_EXC
- STOP_SHIP
- TRANSIT_TIMES

Merchandise Hierarchy Tables

There is no additional data to be loaded manually.

Organizational Hierarchy Tables

- STORE_ATTRIBUTES
- WH_ATTRIBUTES
- STORE_SHIP_DATE
- WH_DEPT
- WH_DEPT_EXPL
- WH_BLACKOUT
- WH_STORE_ASSIGN

Supplier Tables

- SUP_ATTRIBUTES
- SUP_INV_MGMT
- SUP_REPL_DAY
- SUPP_PREISSUE
- SUPS_MIN_FAIL

Items Tables

- PACK_TMPL_HEAD
- PACK_TMPL_DETAIL
- ITEM_ATTRIBUTES
- ITEM_SUPP_UOM
- ITEM_LOC_TRAITS
- SUB_ITEMS_HEAD
- SUB_ITEMS_DETAIL
- ITEM_FORECAST
- REPL_ITEM_LOC
- REPL_DAY
- MASTER_REPL_ATTR

Appendix: Seed Data Installation

Load seed data at the time of installation. The following table outlines data installation scripts supplied by Oracle and the tables populated by these scripts. Note that some tables populated by these scripts may be modified for final configuration, or updated with additional values prior to implementation.

Script Name	Scripts/Packages Called	Tables Inserted
RIBDATA.SQL	Calls ALL_RIB_TABLE_VALUES.SQL to insert into these tables:	RIB_ERRORS RIB_LANG RIB_TYPE_SETTINGS RIB_SETTINGS
	Calls RIB_DOCTYPES.SQL, which launches a SQL loader session to insert into these tables:	RIB_DOCTYPES
RMSUOM.SQL		UOM_CLASS
RMSCOUNTRIES.SQL		COUNTRY
RMSSTATES.SQL		STATE
RMSCURRENCIES.SQL		CURRENCIES
STATICIN.SQL	Inserts directly into these tables:	SYSTEM_OPTIONS ADD_TYPE ADD_TYPE_MODULE COST_CHG_REASON DUMMY DEAL_COMP_TYPE DOC_LINK DYNAMIC_HIER_CODE INV_STATUS_TYPES INV_STATUS_CODES LANG MC_REJECTION_REASONS ORDER_TYPES PRICE_ZONE_GROUP SAFETY_STOCK_LOOKUP TRAN_DATA_CODES TRAN_DATA_CODES_REF TSF_TYPE VEHICLE_ROUND COST_ZONE_GROUP
	Calls ELC_COMP_PRE_HTSUPLD.SQL to insert into these tables:	CVB_HEAD ELC_COMP

Script Name	Scripts/Packages Called	Tables Inserted
	Calls GENERAL_DATA_INSTALL_SQL. VAT_CODE_REGION to insert into these tables:	VAT_REGION VAT_CODES VAT_CODE_RATES
	Calls GENERAL_DATA_INSTALL_SQL. ADD_TYPE to insert into this table:	ADD_TYPE
	Calls GENERAL_DATA_INSTALL_SQL. ADD_TYPE_MODULE to insert into this table:	ADD_TYPE_MODULE
	Calls GENERAL_DATA_INSTALL. UNIT_OPTIONS to insert into this table:	UNIT_OPTIONS
	Calls GENERAL_DATA_INSTALL_SQL. ELC_COMP_EXPENSES to insert into this table:	CVB_HEAD CVB_DETAIL
	Calls GENERAL_DATA_INSTALL_SQL. ELC_COMP_EXPENSES, GENERAL_DATA_INSTALL_SQL. UP_CHARGE and GENERAL_DATA_INSTALL_SQL. BACKHAUL_ALLOWANCE to insert into this table:	ELC_COMP
ADD_FILTER_POLICY.SQL	Calls the DBMS_RLS.ADD_POLICY function to implement fine-grained access control.	
NAVIGATE.SQL		NAV_ELEMENT NAV_SERVER NAV_COMPONENT EVIEW NAV_ICON
NAVROLE.SQL		NAV_ELEMENT_MODE_ROLE
CODES.SQL		CODE_HEAD CODE_DETAIL CODE_DETAIL_TRANS
POPULATE_SEC_FORM_ACTION.SQL		SEC_FORM_ACTION
RESTART.SQL		RESTART_PROGRAM_STATUS RESTART_CONTROL+C11
RTK_ERRORS.SQL		RTK_ERRORS
RTK_REPORTS.SQL		RTK_REPORTS
TL_COLUMNS.SQL		TL_COLUMNS
WIZARD.SQL		WIZARD_TEXT
CONTEXT.SQL		CONTEXT_HELP

Script Name	Scripts/Packages Called	Tables Inserted
POPULATE_FORM_LINKS.SQL		FORM_LINKS
POPULATE_FORM_LINKS_ROLE.SQL		FORM_LINKS_ROLE
UOM_X_CONVERSION.SQL		UOM_X_CONVERSION
VAR_UPC_EAN_LOAD.SQL		VAR_UPC_EAN
MULTIVIEW_DATA.SQL		MULTIVIEW_SAVED_45 MULTIVIEW_DEFAULT_45
RMSUOMCONV1.SQL		UOM_CONVERSION
RMSUOMCONV2.SQL		UOM_CONVERSION
CALENDAR.SQL		HALF CALENDAR SYSTEM_VARIABLES PERIOD
SA_SYSTEM_REQUIRED.SQL	Calls SA_METADATA.SQL to insert into these tables:	POS_TENDER_TYPE_HEAD SA_CC_VAL SA_REFERENCE SA_ERROR_CODES SA_EXPORT_OPTIONS SA_ERROR_IMPACT
	Calls SA_METADATA.SQL, which in turn calls SA_REALM_TYPE.SQL to insert into this table:	SA_REALM_TYPE
	Calls SA_METADATA.SQL, which in turn calls SA_REALM.SQL to insert into this table:	SA_REALM
	Calls SA_METADATA.SQL, which in turn calls SA_PARM_TYPE.SQL to insert into this table:	SA_PARM_TYPE
	Calls SA_METADATA.SQL, which in turn calls SA_PARM.SQL to insert into this table:	SA_PARM
RMS12RTM.SQL	Calls ENTRY_TYPE.SQL to insert into this table:	ENTRY_TYPE
	Calls ENTRY_STATUS.SQL to insert into this table:	ENTRY_STATUS
	Calls OGA.SQL to insert into this table:	OGA
	Calls TARIFF_TREATMENT.SQL to insert into this table:	TARIFF_TREATMENT
	QUOTA_CATEGORY.SQL	QUOTA_CATEGORY
	Calls COUNTRY_TARIFF_TREATMENT.SQL to insert into this table:	COUNTRY_TARIFF_TREATMENT

Script Name	Scripts/Packages Called	Tables Inserted
	Calls HTS_HEADINGS.SQL to insert into this table:	HTS_CHAPTER
BASE_FORM_MENU_ELEMENTS.SQL	Calls all the XML.SQL scripts for each form present in the application to insert into these tables:	FORM_ELEMENTS FORM_ELEMENTS_TEMP FORM_ELEMENTS_LANGS_TEMP FORM_MENU_LINK MENU_ELEMENTS MENU_ELEMENTS_TEMP MENU_ELEMENTS_LANGS_TEMP