

Oracle® Retail Merchandising System
Operations Guide, Volume 1 - Batch Overviews and Designs
Release 13.1

June 2009

Copyright © 2009, Oracle. All rights reserved.

Primary Author: Nathan Young

The Programs (which include both the software and documentation) contain proprietary information; they are provided under a license agreement containing restrictions on use and disclosure and are also protected by copyright, patent, and other intellectual and industrial property laws. Reverse engineering, disassembly, or decompilation of the Programs, except to the extent required to obtain interoperability with other independently created software or as specified by law, is prohibited.

The information contained in this document is subject to change without notice. If you find any problems in the documentation, please report them to us in writing. This document is not warranted to be error-free. Except as may be expressly permitted in your license agreement for these Programs, no part of these Programs may be reproduced or transmitted in any form or by any means, electronic or mechanical, for any purpose.

If the Programs are delivered to the United States Government or anyone licensing or using the Programs on behalf of the United States Government, the following notice is applicable:

U.S. GOVERNMENT RIGHTS Programs, software, databases, and related documentation and technical data delivered to U.S. Government customers are "commercial computer software" or "commercial technical data" pursuant to the applicable Federal Acquisition Regulation and agency-specific supplemental regulations. As such, use, duplication, disclosure, modification, and adaptation of the Programs, including documentation and technical data, shall be subject to the licensing restrictions set forth in the applicable Oracle license agreement, and, to the extent applicable, the additional rights set forth in FAR 52.227-19, Commercial Computer Software—Restricted Rights (June 1987). Oracle Corporation, 500 Oracle Parkway, Redwood City, CA 94065

The Programs are not intended for use in any nuclear, aviation, mass transit, medical, or other inherently dangerous applications. It shall be the licensee's responsibility to take all appropriate fail-safe, backup, redundancy and other measures to ensure the safe use of such applications if the Programs are used for such purposes, and we disclaim liability for any damages caused by such use of the Programs.

Oracle, JD Edwards, PeopleSoft, and Siebel are registered trademarks of Oracle Corporation and/or its affiliates. Other names may be trademarks of their respective owners.

The Programs may provide links to Web sites and access to content, products, and services from third parties. Oracle is not responsible for the availability of, or any content provided on, third-party Web sites. You bear all risks associated with the use of such content. If you choose to purchase any products or services from a third party, the relationship is directly between you and the third party. Oracle is not responsible for: (a) the quality of third-party products or services; or (b) fulfilling any of the terms of the agreement with the third party, including delivery of products or services and warranty obligations related to purchased products or services. Oracle is not responsible for any loss or damage of any sort that you may incur from dealing with any third party.

Value-Added Reseller (VAR) Language

Oracle Retail VAR Applications

The following restrictions and provisions only apply to the programs referred to in this section and licensed to you. You acknowledge that the programs may contain third party software (VAR applications) licensed to Oracle. Depending upon your product and its version number, the VAR applications may include:

(i) the software component known as **ACUMATE** developed and licensed by Lucent Technologies Inc. of Murray Hill, New Jersey, to Oracle and imbedded in the Oracle Retail Predictive Application Server – Enterprise Engine, Oracle Retail Category Management, Oracle Retail Item Planning, Oracle Retail Merchandise Financial Planning, Oracle Retail Advanced Inventory Planning, Oracle Retail Demand Forecasting, Oracle Retail Regular Price Optimization, Oracle Retail Size Profile Optimization, Oracle Retail Replenishment Optimization applications.

(ii) the **MicroStrategy** Components developed and licensed by MicroStrategy Services Corporation (MicroStrategy) of McLean, Virginia to Oracle and imbedded in the MicroStrategy for Oracle Retail Data Warehouse and MicroStrategy for Oracle Retail Planning & Optimization applications.

(iii) the **SeeBeyond** component developed and licensed by Sun Microsystems, Inc. (Sun) of Santa Clara, California, to Oracle and imbedded in the Oracle Retail Integration Bus application.

(iv) the **Wavelink** component developed and licensed by Wavelink Corporation (Wavelink) of Kirkland, Washington, to Oracle and imbedded in Oracle Retail Mobile Store Inventory Management.

(v) the software component known as **Crystal Enterprise Professional and/or Crystal Reports Professional** licensed by SAP and imbedded in Oracle Retail Store Inventory Management.

(vi) the software component known as **Access Via**TM licensed by Access Via of Seattle, Washington, and imbedded in Oracle Retail Signs and Oracle Retail Labels and Tags.

(vii) the software component known as **Adobe Flex**TM licensed by Adobe Systems Incorporated of San Jose, California, and imbedded in Oracle Retail Promotion Planning & Optimization application.

(viii) the software component known as **Style Report**TM developed and licensed by InetSoft Technology Corp. of Piscataway, New Jersey, to Oracle and imbedded in the Oracle Retail Value Chain Collaboration application.

(ix) the software component known as **DataBeacon**TM developed and licensed by Cognos Incorporated of Ottawa, Ontario, Canada, to Oracle and imbedded in the Oracle Retail Value Chain Collaboration application.

You acknowledge and confirm that Oracle grants you use of only the object code of the VAR Applications. Oracle will not deliver source code to the VAR Applications to you. Notwithstanding any other term or condition of the agreement and this ordering document, you shall not cause or permit alteration of any VAR Applications. For purposes of this section, “alteration” refers to all alterations, translations, upgrades, enhancements, customizations or modifications of all or any portion of the VAR Applications including all reconfigurations, reassembly or reverse assembly, re-engineering or reverse engineering and recompilations or reverse compilations of the VAR Applications or any derivatives of the VAR Applications. You acknowledge that it shall be a breach of the agreement to utilize the relationship, and/or confidential information of the VAR Applications for purposes of competitive discovery.

The VAR Applications contain trade secrets of Oracle and Oracle’s licensors and Customer shall not attempt, cause, or permit the alteration, decompilation, reverse engineering, disassembly or other reduction of the VAR Applications to a human perceivable form. Oracle reserves the right to replace, with functional equivalent software, any of the VAR Applications in future releases of the applicable program.

Contents

Preface	xvii
Audience	xvii
Related Documents.....	xvii
Customer Support.....	xvii
Review Patch Documentation.....	xviii
Oracle Retail Documentation on the Oracle Technology Network.....	xviii
Conventions.....	xviii
1 Introduction	1
What's in the Guide.....	1
Volume 1 – Batch Overviews and Designs.....	1
Volume 2 – Message Publication and Subscription Designs	1
Volume 3 – Back-End Configuration and Operations	3
RMS Modules	3
The SYSTEMS_OPTIONS Table.....	3
2 Audit Trail Batch	5
Overview	5
Batch Designs Summary	5
auditprg (Audit Purge Process)	5
auditsys (Audit Logic Information Edits).....	6
3 Calendar Batch.....	9
Overview	9
Batch Design Summary	9
dtesys (Increment Set System Date)	9
4 Competitive Pricing Batch	11
Overview.....	11
Competitive Price Change Process.....	11
Batch Design Summary	11
cmpprg.pc (Competitive Pricing Purge).....	11
cmpupld (Competitive Pricing Upload).....	13
5 Contracts Batch	17
Overview	17
Batch Design Summary	17
cntrmain (Contract Maintenance and Purging).....	18
cntrordb (Contract Replenishment Type 'B')	19
6 Cost Change Batch.....	21
Overview	21
Cost Change Process	21
Multi-channel Supplier Cost Change Rules:	21

Batch Design Summary	22
ccprg (Cost Event Purge)	22
costeventprg (Cost Event Purge)	23
sccext (Supplier Cost Change Extract)	25
7 Cost Components Cascade Batch	27
Overview	27
Cost Component – Mass Maintenance	27
Batch Design Summary	27
batch_alloctsfupd (Allocation and Transfer Upcharge Update)	27
batch_compeffupd (ELC component Update)	29
batch_deptchrgupd (Department Upcharge Update)	30
batch_expprofupd (Expense Profile Update)	31
batch_itmcostcompupd (Item Cost Component Update)	32
batch_ordcostcompupd (Purchase Order Cost Component Update)	34
elcexcpgrg (ELC Exceptions Purge)	35
8 Daily Purge Batch	37
Overview	37
Batch Design Summary	37
dlyprg (Daily Purge)	37
9 Deals Maintenance Batch	43
Overview	43
Deal Concepts	43
Rules that Apply to Deal Functionality	44
Deal Process for Off-invoice	44
Deal Process for Bill-backs	45
Deals Process	45
Multiple Sets of Books	47
Wholesale and Franchise	47
Legal Entities	47
Batch Design Summary	48
dealact (Deal Actuals)	49
dealcls (Deal Close)	50
dealday (Deal Tran Data Extract Summed Daily)	51
dealfct (Deal Forecast)	52
dealinc (Deal Income Calculation)	53
dealprg (Deals Purge)	54
dealupld (Deal Upload)	56
discothbapply (Discount OTB Apply)	75
ditinsrt (Deal Item Insert)	76
orddsent (Order Deal Discount)	77
vendinvc (Vendor deal Invoicing)	79
vendinvf (Vendor Deal Invoicing)	80

10 Diff Ratio Build Batch	82
Overview	82
Wholesale and Franchise	82
Batch Design Summary	82
dfrtbl (Diff Ratio Build).....	82
11 Electronic Data Interchange (EDI) Batch	85
Overview	85
RMS Files and EDI Translations	85
Multiple Sets of Books	85
Wholesale and Franchise	85
Country of Manufacture	85
Batch Design Summary	86
edidladd (EDI Location Address to Vendor Download).....	86
edidlcon (EDI Contract Information Downloads).....	88
edidlord (EDI purchase order download)	92
edidlprd (EDI Sales and Stock On Hand Report Download)	99
ediprg (EDI Purge).....	102
ediupack (EDI Supplier Order Acknowledgements and Changes).....	103
ediupadd (EDI Supplier Address Upload).....	107
ediupavl (Supplier Availability for Contracts Upload)	109
ediupcat (New and Changed Upload from Supplier)	111
12 Future Cost Engine Batch	119
Overview	119
Tables.....	119
FUTURE_COST Events	120
Cost Calculations	121
Future Cost Engine Transaction Control Configuration	122
Batch	122
Future Cost Engine Concurrency Control	123
Future Cost Engine Error Handling	123
Future Cost Engine Threading/Chunking.....	124
Future Cost Engine Restartability.....	124
Batch Scheduling Considerations	124
Future Cost Engine Deal Calculations	124
Batch Design Summary	128
fcexec (Future Cost Event Execute)	128
13 General Ledger (GL) Batch	131
Overview	131
Multiple Sets of Books	131
Wholesale and Franchise	131
Batch Design Summary	131
Tran_data codes	131

dealfinc (Deal Fixed Income).....	134
fifglnd1 (General Ledger Interface).....	135
fifglnd2 (General Ledger Interface).....	136
fifglnd3 (General Ledger Interface).....	138
14 Geocode Hierarchy Batch.....	141
Overview.....	141
Batch Design Summary.....	141
gcupld (Geocode Hierarchy Upload).....	141
15 Inventory Adjustment Batch.....	145
Overview.....	145
Batch Design Summary.....	145
ordinvupld (Inventory Reservation).....	145
invaprg (Inventory Adjustment Purge).....	146
16 Invoice Matching Batch.....	149
Overview.....	149
Batch Design Summary.....	149
edidlinv (EDI Invoice Download).....	149
invclshp (Invoice Close Shipments).....	155
invprg (Invoice Purge).....	157
17 Open to Buy Maintenance Batch.....	159
Overview.....	159
Batch Design Summary.....	160
onictext (On Inter-company Transfer Exhibit).....	160
onorddnld (On Order Download to Financial Planning).....	162
onordext (On Order Extract).....	163
otbdlord (Outstanding Order Export Download).....	165
otbdlsal (Open To Buy Download Stock Ledger).....	167
otbdnld (Open To Buy Download).....	173
otbprg (Open to Buy Purge).....	176
otbupfwd (Accept Forward Limit Percentages Upload).....	177
otbupld (New Budget Data and Budget Adjustments).....	179
stlgdnld (Stock Ledger Download).....	181
18 Oracle Retail Predictive Application Server (RPAS) Interface.....	187
Overview.....	187
Versions.....	187
Pro*C Programs that Support the Interface.....	187
FTMEDNLD.PC (Time Hierarchy Download).....	187
SOUTDNLD.PC (Stockout Download).....	188
ONORDEXT.PC.....	188
ONICTEXT.PC.....	188
ONORDDNLD.PC (On Order Download).....	188
STLGDNLD.PC (Stock Ledger Download).....	188

GRADUPLD.PC (Store Grade Upload)	189
OTBUPLD.PC (Open To Buy Upload).....	189
Programs Packaged for RMS-RPAS integration.....	189
Naming Conventions	190
RETL Extraction Mappings	190
Maintenance Program	197
RETL Program that Loads into RMS.....	198
rmsl_rpas_forecast.ksh.....	198
Load Batch Scripts and Data Files	198
Weekly Forecasted Demand Layout	198
Daily Forecasted Demand Layout.....	199
19 Oracle Retail Sales Audit Batch	201
Overview.....	201
Store Day Defined.....	201
Making Changes in the CODE_DETAIL Table.....	201
Preparation for the Data Import	202
ReSA’s Conversion from the Selling UOM to the Standard UOM	203
A Note about Primary Variant Relationships	204
Transaction Data Import and Validation.....	204
Trickle Polling	205
The DCLOSE Transaction Type.....	206
Total Calculations and Rules.....	207
Export Store Day Transaction Data to Applications	207
Transaction Data Exports and the Unit of Work.....	208
Oracle Retail Merchandise System (RMS) Export.....	208
Oracle Retail Data Warehouse (RDW) export.....	209
Account Clearing House (ACH) Export.....	209
Universal Account Reconciliation System (UAR) Export	209
Oracle Retail Invoice Matching (ReIM) Export.....	210
Escheatment Totals to ReIM for Accounts Payable.....	210
Full Disclosure and Post-export Changes.....	210
What Happens to Totals when Transactions are Modified?.....	210
Adjustments Received from an Application	211
Oracle Retail Sales Audit Dataflow Diagrams	211
Credit Card Security	213
Setting up a Credit Card Information Authorized User.....	214
Fine Grained Auditing	214
Multiple Sets of Books.....	214
Wholesale and Franchise	214
Batch Design Summary of ReSA Modules	215
sacrypt (Sales Audit Encryption And Decryption)	215
saescheat (Sales Audit Escheated Vouchers).....	217

saexpach (Sales Audit ACH Download).....	218
saexpgl (Sales Audit Export to GL)	225
saexpim (Sales Audit Export to Invoice Matching).....	227
saexprdw (Sales Audit Export to RDW)	229
Oracle Retail Sales Audit (ReSA) – File Layout – RDW	231
saexprms (Sales Audit Export to RMS).....	251
saexpuar (Universal Account Reconciliation System Export)	255
sagetref (Sales Audit Get Reference)	257
saimpadj (Sales Audit Import Adjustments).....	264
saimptlog (Sales Audit Impor)	266
ReSA Interface File Layout [rtlog]	284
saimptlogfin (Sales Audit Import).....	307
saordinvexp (Sales Audit Inventory Export)	309
sapreexp (Sales Audit Pre-Export).....	312
sapurge (Sales audit purge)	313
sarules (Sales Audit Rules)	317
sastdycr (Sales Audit Store Day Create)	319
satotals (Sales Audit Totals).....	320
savouch (Sales Audit Voucher Upload).....	322
20 Oracle Retail Trade Management Batch	327
Overview	327
Invoice and Accounts Payable Integration.....	327
Simplified RTM Configuration	328
Simplified RTM Batch Program Notes.....	328
Country of Manufacture	329
Harmonized Tariff Schedule (HTS) Assignment.....	329
Cost Component – Mass Maintenance.....	329
Batch Design Summary.....	330
Letter of Credit.....	330
cednld (Customs Entry Download).....	330
htsupld (Harmonized Tariff Schedule Upload).....	338
lcadnld (Letter of Credit Application Download).....	349
lcmdnld (Letter of Credit Amendment Download)	361
lcmt700 (SWIFT File Conversion)	366
lcmt707 (Converts Letter of Credit from Oracle Retail Format to SWIFT).....	368
lcmt730 (SWIFT File Conversion - Letter of Credit Confirmation)	371
lcmt798 (SWIFT File Conversion – Letter of Credit Charges and Drawdowns)	375
lcup798 (Letter of Credit Update).....	381
lcupld (Letter of Credit Upload)	384
tranupld (Transportation Upload).....	386

21 Organization Hierarchy Batch	391
Overview	391
Organization Hierarchy Concepts.....	391
Location Retail Overview	392
Wholesale and Franchise	392
Stores GMT	392
Batch Design Summary	392
lclrbld (Location List Batch Rebuild).....	392
likestore (Store Add 'Like Store' Processing).....	393
schedprg (Store Ship Schedule Purge).....	395
storeadd (Store Add)	396
whadd (Warehouse Add)	398
whstrasg (Warehouse Store Assignment).....	399
22 Point-of-Sale (POS) Download Batch	401
Overview	401
Point of Sale Download.....	402
Multi-Unit Pricing.....	402
Batch Design Summary	403
poscdnld (Point Of Sale Configuration Download).....	403
posdnld (Point Of Sale Download).....	412
posgpdl (Group Number and Department Number Download to POS).....	420
posrefresh (POS Item/Location Refresh).....	422
23 Prepost Batch.....	429
Overview	429
Multiple Sets of Books	429
Wholesale and Franchise	429
Promotion Pricing.....	429
Multiple Deliveries/Multiple Suppliers	430
Cost Component – Mass Maintenance.....	431
Batch Design Summary	431
prepost (Pre/Post)	431
24 Pricing Interface to Oracle Retail Price Management (RPM).....	437
Overview	437
Batch Design Summary	437
rpmmovavg (RPM Moving Average)	437
25 Purchase Order Batch.....	439
Overview	439
Legal Entities	439
Harmonized Tariff Schedule (HTS) Assignment.....	439
Batch Design Summary	440
genpreiss (Pre-Issued Order Number Generation)	440
ordautcl (PO Auto Close).....	441

ordprg (Order Purge)	444
ordrev (Purchase Order Information Written to Order History Table).....	448
ordupd (Order Update).....	450
vrplbld (Vendor replenished order build).....	451
26 Reclassification Batch	453
Overview	453
Batch Design Summary	453
cremhierdly (Create Merchandise Hierarchy Daily).....	453
reclsdly (Reclassification of Item)	455
27 Replenishment Batch	457
Overview	457
Replenishment Process	457
Code Values.....	457
Investment Buy	457
Investment Buy System Options.....	458
Multiple Sets of Books	459
Wholesale and Franchise	459
Legal Entities	459
Multiple Deliveries/Multiple Suppliers	460
Supplier Inventory Parameters	461
Batch Design Summary	461
cntrprss (Contract Replenishment).....	462
ibcalc (Investment Buy Calculation).....	463
ibexpl (Investment Buy Explosion).....	465
ociroq (Recommended Order Quantity).....	467
repladj (Replenishment Adjustment).....	468
replsizeprofile (Replenishment Size Profile Update).....	469
reqext (Replenishment Quantity Extract)	470
rilmaint (Replenishment Item Location Maintenance)	473
rplapprv (Automatic Replenishment Order Approval)	474
rplathistprg (Replenishment Attribute History Purge)	476
rplatupd (Replenishment Attribute Update)	477
rplbld (Replenishment Order Build)	479
rplext (Vendor Replenishment Extraction).....	481
rplprg (Replenishment Purge)	482
rplprg_month (Replenishment Purge).....	484
rplsplit (Replenishment/Truck Splitting).....	485
supcnstr (Supplier constraint scaling).....	487
supsplit (Supplier Split)	488

28 RDW – RMS Integration.....	491
Overview	491
RMS Extract Data (Based on RDW Dimension Data)	491
RMS Extract Data (Based on RDW Fact Data)	496
Maintenance Programs.....	502
RETL API Flat File Specifications	503
API Format.....	503
File Layout	503
General Business Rules and Standards Common to All APIs	504
29 RPAS/RDF – RMS Integration.....	623
Forecasting Batch Overview	623
Batch Design Summary	623
fcstprg (Oracle Retail Demand Forecasting Purge).....	623
fcstrbld (Oracle Retail Demand Forecasting Rollup)	625
fcstrbld_sbc (Oracle Retail Demand Forecasting Rollup by Department, Class and Subclass).....	626
ftmednld (Time Hierarchy Download).....	627
soutdnld (Stockout Download).....	628
30 Sales Posting Batch	631
Overview	631
The POS upload process	631
Processing POSU data.....	632
A Note about Oracle Retail Sales Audit and POSUPLD.PC	636
Wholesale and Franchise	636
Batch Design Summary	636
hstbld (Sales History Rollup by Department, Class and Subclass).....	636
hstbld_diff (Sales History Rollup by Diff_IDs).....	638
hstbldmth (Monthly Sales History Rollup By Department, Class And Subclass)	639
hstbldmth_diff (Sales History Rollup By Diff Ids Per Month).....	640
hstmthupd (Monthly Stock on Hand, Retail and Average Cost Values Update)	642
hstprg (Purge Sales History).....	643
hstprg_diff (Sales History Purge by Diff)	644
hstwkupd (Weekly Stock on Hand and Retail Value Update for Fashion Item/Location)	645
posupld (Point Of Sales Upload)	646
31 Scheduled Item Maintenance Batch	655
Overview.....	655
Security Feature for Item Lists	655
Batch Design Summary	655
sitmain (Scheduled Item Maintenance Main)	655

32 Stock Count Batch.....	657
Overview	657
Stock Count Process (Including Multi-Channel Processes) Stock Count Types:	
Units Versus Units and Monetary Values	658
Stock Count Types: Units Versus Units and Monetary Values	659
Stock Count – Unit Only	659
Stock Count – Unit and Monetary Value.....	659
Stock Count Process.....	659
Stock Count Request.....	660
Wholesale and Franchise	660
Batch Design Summary	660
lifstkup (Stock Upload Conversion)	661
stkdly (Stock Count Shrinkage Update)	664
stkprg (Purge Stock Count)	665
stkschedxpld (Scheduled Stock Count Explode)	666
stkupd (Stock Count Snapshot Update)	668
stkupld (Upload Stock Count)	669
stkvar (Stock Count Stock on Hand Updates)	672
stkxpld (Stock Count Explode)	674
33 Stock Ledger Batch	677
Overview	677
Stock Ledger Set Up and Accounting Methods.....	677
Stock Counts and Budget Shrinkage.....	680
PL/SQL Packages	680
End of Year (NWP) Inventory.....	680
Multiple Set of Books.....	681
Multiple Set of Books Terms and Definitions	682
Wholesale and Franchise	682
Batch Design Summary	682
nwppurge (End Of Year Inventory Position Purge)	683
nwpyearend (End of Year Inventory Position Snapshot).....	684
salapnd (Stock Ledger Append)	685
saldly (Sales Daily).....	686
saleoh (End of Half Stock Ledger Processing)	688
salins (Stock Ledger and Budget Tables Insert)	689
salmaint (Stock Ledger Table Maintenance)	690
salmth (Monthly Stock Ledger Processing).....	692
salprg (Purge Stock Ledger Transactions)	693
salstage (Stock Ledger Stage)	694
salweek (Sales Weekly)	696
wasteadj (Wastage adjustment)	697

34 Stock Order Receipt Reconciliation Batch	699
Overview	699
Batch Design Summary	699
dummyctn (Dummy Carton)	699
tamperctn (Tampered carton)	701
35 Store Grade Batch	703
Overview	703
Wholesale and Franchise	703
Batch Design Summary	703
gradupld (Store Grade Upload)	703
36 Supplier Batch.....	707
Overview	707
Batch Design Summary	707
supmth (Supplier Data Amount Repository).....	707
37 Tax Rate Batch	709
Overview	709
Wholesale and Franchise	710
Batch Design Summary	711
tifposdn (Tax Rate POS Download)	711
txrposdn (Tax Rate POS Download)	713
txrtupld (Tax Rate Upload).....	714
38 Tickets and Labels Batch.....	717
Overview	717
Batch Design Summary	717
tcktdnld (Ticket Download)	717
39 Transfers, Allocation, and RTV Batch	723
Overview	723
Transfers.....	723
Returns to Vendor (RTVs)	724
Wholesale and Franchise	724
Legal Entities	725
Batch Design Summary	725
distribpub (Distro Price Change Publish).....	725
docclose (Document Close)	727
mrt (Mass Return Transfer)	728
mrtprg (Mass Return Transfer Purge).....	729
mrtrtv (Mass Return to Vendor Creation)	732
mrtupd (Mass Return Transfer Update)	733
rtvprg (Return to Vendor Purge)	734
tsfclose (Transfer Close)	735
tsfprg (Transfer Purge).....	737

40 Value Added Tax (VAT) Maintenance Batch	739
Overview	739
System Level VAT	739
System Class Level VAT	739
Department VAT.....	739
Class VAT	740
Store VAT Indicator.....	740
Send VAT Rate to POS	740
Special Note: Retail Method Stock Ledger and VAT.....	740
Wholesale and Franchise	740
Batch Design Summary	741
vatdlxpl (VAT Download Explode)	741
41 Wholesale/Franchise Batch	743
Overview	743
Costing	743
Ordering and Returns	745
Wholesale and Franchise Financials.....	748
Batch Design Summary	749
wfordcls (WF Order Close).....	749
wfordprg (WF Order Purge)	751
wfordupld.ksh (WF Order Upload)	752
wfrtnprg (WF Return Purge).....	758

Preface

Oracle Retail Operations Guides are designed so that you can view and understand the application's 'behind-the-scenes' processing. This volume of the Oracle Retail Merchandising System (RMS) Operations Guide includes the following information:

- Functional overviews related to batch processing
- Batch designs

Audience

This operations guide is designed for System Analysts and Database Administrators who are looking for technical descriptions of data processes by functional area.

Related Documents

For more information, see the following documents:

- *Oracle Retail Merchandising System Data Model*
- *Oracle Retail Merchandising System Installation Guide*
- *Oracle Retail Merchandising System Online Help*
- *Oracle Retail Merchandising System Operations Guide, Volumes 2 and 3*
- *Oracle Retail Merchandising System Release Notes*
- *Oracle Retail Merchandising System Reports User Guide*
- *Oracle Retail Merchandising System User Guide*
- *Oracle Retail Sales Audit User Guide*
- *Oracle Retail Trade Management User Guide*

See also:

- *Oracle Retail Merchandising Batch Schedule*
- *Oracle Retail Merchandising Data Conversion Operations Guide*
- *Oracle Retail Merchandising Implementation Guide*
- *Oracle Retail Merchandising Licensing Information*
- Oracle Retail Integration Bus documentation
- Oracle Retail Service Layer documentation
- Oracle Retail Extract, Transform, and Load documentation

Customer Support

To contact Oracle Customer Support, access My Oracle Support at the following URL:
<https://metalink.oracle.com>

When contacting Customer Support, please provide the following:

- Product version and program/module name
- Functional and technical description of the problem (include business impact)
- Detailed step-by-step instructions to re-create
- Exact error message received
- Screen shots of each step you take

Review Patch Documentation

If you are installing the application for the first time, you install either a base release (for example, 13.0) or a later patch release (for example, 13.0.2). If you are installing a software version other than the base release, be sure to read the documentation for each patch release (since the base release) before you begin installation. Patch documentation can contain critical information related to the base release and code changes that have been made since the base release.

Oracle Retail Documentation on the Oracle Technology Network

In addition to being packaged with each product release (on the base or patch level), all Oracle Retail documentation is available on the following Web site (with the exception of the Data Model which is only available with the release packaged code):

http://www.oracle.com/technology/documentation/oracle_retail.html

Documentation should be available on this Web site within a month after a product release. Note that documentation is always available with the packaged code on the release date.

Conventions

Navigate: This is a navigate statement. It tells you how to get to the start of the procedure and ends with a screen shot of the starting point and the statement “the Window Name window opens.”

Note: This is a note. It is used to call out information that is important, but not necessarily part of the procedure.

This is a code sample
It is used to display examples of code

A hyperlink appears like this.

Introduction

Welcome to the Oracle Retail Merchandising Operations Guide. The guide is designed to inform you about the 'backend' of RMS: data inputs, processes, and outputs. As a member of the Oracle Retail family, RMS provides the many benefits of enterprise application integration (EAI).

A primary benefit of EAI is the near real-time view of data that results from message-based processes between RMS and other products on the Oracle Retail Integration Bus (RIB). RIB integration allows RMS to overcome time lags to data updates. As a result, RMS is less dependent upon the batch window.

What's in the Guide

The major components of the Operations Guide include the three volumes described below.

Volume 1 – Batch Overviews and Designs

Batch overviews tie a functional area description to the batch processes illustrated in the designs. The overviews allow the reader to quickly determine how a business function works 'behind the scenes.'

Batch designs describe how, on a technical level, an individual batch module works and the database tables that it affects. In addition, batch designs contain file layout information that is associated with the batch process. Note that the Oracle Retail Sales Audit (ReSA) Interface File Layout [rtlog] is located in the design, 'saimptlog (Sales Audit Import)'.

Batch designs can be referenced by name through the table of contents of this volume.

Volume 2 – Message Publication and Subscription Designs

Oracle Retail Integration Bus (RIB) RMS functional overviews are incorporated into the publication and subscription designs. Therefore, the retailer can extract the business rationale behind each publication or subscription as well as the technical details that describe, on a technical level, how RMS publishes messages to the RIB or how RMS subscribes to messages from the RIB. A chapter in this volume also addresses how RMS utilizes the Oracle Retail Service Layer (RSL).

A Note about 'External' Subscription RIB APIs

Subscription APIs that are designated as 'External' are designed to be interfaces for external systems that maintain the applicable data. In other words, RMS is not the 'system of record' for maintaining the data. Instead, RMS subscribes to consume the data when it is published so that the corresponding data in RMS can be kept in sync with the external system that maintains the data.

A Note about Multi-Channel Message Processing

Multithreading capability for a message family is limited by the multithread support in the publishing performed by applications. For example, the Inventory Adjustment (InvAdjust) message family is published by the Oracle Retail Warehouse Management System (RWMS) and subscribed to by RMS. Because RWMS supports only single-channel

publishing, RMS needs to be set up for single-channel processing for the InvAdjust message family.

The majority of publishing and all of the subscribing APIs support multi-channel processing. The APIs that do and do not support multi-channel publication processing are listed in the following.

Subscription APIs

All RMS subscription APIs support multi-channel processing.

Publishing APIs

The following RMS publishing APIs support multi-channel processing:

- RMSMFM_ALLOCB (Allocations Publication API)
- RMSMFM_ITEMLOCB (Item Location Publication API)
- RMSMFM_ITEMSB (Item Publication API)
- RMSMFM_MERCHHIERB (Merchandise Hierarchy Publishing API)
- RMSMFM_ORDERB (Order Publication API)
- RMSMFM_RCVUNITADJB (Receiver Unit Adjustment Publication API)
- RMSMFM_RTVREQB (RTV Request Publication API)
- RMSMFM_SHIPMENTB (ASNOUT Publication API)
- RMSMFM_TRANSFERSB (Transfers Publication API)
- RMSMFM_WOINB (Work Orders in Publication API)
- RMSMFM_WOOUTB (Work Orders out Publication API)

The following RMS publishing APIs *do not* support multi-channel processing:

- RMSMFM_BANNERB (Banner Publication API)
- RMSMFM_DIFFGRP (Differentiator Groups Publication API)
- RMSMFM_DIFFIDB (Differentiator ID Publication API)
- RMSMFM_DLVYSLTB (Delivery Slot Publication API)
- RMSMFM_PARTNERB (Partner Publication API)
- RMSMFM_SEEDDATAB (Seed Data Publication API)
- RMSMFM_SEEDOBJB (Seed Object Publication API)
- RMSMFM_STOREB (Store Publication API)
- RMSMFM_SUPPLIERB
- RMSMFM_UDAB (UDA Publication API)
- RMSMFM_WHB (Warehouse Publication API)

Volume 3 – Back-End Configuration and Operations

This volume describes the important features that necessary to run the Pro*C programs and the RETL programs associated with RMS. Additional RMS configuration and operations information is also included in this volume. Topics include:

- Pro*C Restart and Recovery
- Pro*C Multi-Threading
- Pro*C Array Processing
- Pro*C Input and Output Formats
- RETL Program Overview for RMS/ReSA Extractions
- RETL Program Overview for the RMS-RPAS Interface
- Internationalization
- Custom Post Processing
- Integrating RMS with Oracle Retail Workspace
- Setting up Oracle Business Intelligence Publisher

RMS Modules

For RMS retailers who purchase additional modules, the guide includes descriptions of the batch programs related to the following:

- Oracle Retail Sales Audit™ (ReSA)
- Oracle Retail Trade Management™ (RTM)

The SYSTEMS_OPTIONS Table

Refer to the data model for information on the SYSTEM_OPTIONS table. The SYSTEM_OPTIONS table contains significant retailer-defined parameters. This table is populated during installation of the system and must be maintained by the database administrator.

Audit Trail Batch

Overview

The audit trail batch component performs two major functions:

- Activates or deactivates the audit trail functionality for the appropriate tables.
- Purges old information from the audit tables according to a predetermined schedule.

Batch Designs Summary

The following batch designs are included in this functional area:

- AUDITPRG.PC (Audit Purge Process)
- AUDITSYS.PC (Audit Logic Information Edits)

auditprg (Audit Purge Process)

Functional Area

Audit Trail

Module Affected

AUDITPRG.PC

Design Overview

The audit purge process truncates auditing tables based on the purge frequency code specified on the audit table (AUDIT_TBL).

Scheduling Constraints

Schedule Information	Description
Processing Cycle	AD-HOC (daily)
Scheduling Considerations	This job is scheduled depending on the type of information to be audited in the system.
Pre-Processing	N/A
Post-Processing	N/A
Threading Scheme	N/A

Restart/Recovery

N/A

Locking Strategy

N/A

Security Considerations

This program requires special permissions. It must be run by a DBA or an Oracle user that is granted the following privileges.

- 'drop any table' AND
- 'drop any trigger'

Performance Considerations

N/A

Key Tables Affected

Table	Select	Insert	Update	Delete
AUDIT_TBL	Yes	No	No	No
CALENDAR	Yes	No	No	No
PERIOD	Yes	No	No	No

I/O Specification

N/A

auditsys (Audit Logic Information Edits)**Functional Area**

Audit Trails

Module Affected

AUDITSYS.PC

Design Overview

This program adds audit logic for a given table. A table that has an audit request raised against it has an audit table created to hold all audit details for any inserts, updates or deletes of data. This audit table (named [master_table]_AU) holds the key values of the master table and the username and date of the audited transaction. Additional fields to be audited may be added or removed at the user's request prior to running auditsys. Once the audit table is created, the AUDITPRG program must be run to remove the audit table, and then added to the RMS audit trail again for any changes to the columns being tracked. The audit module creates a database trigger to be applied to the master table. The audit table and the database trigger are automatically promoted to the database. A user that is granted the following special privileges or a user that has DBA privileges must execute this program:

- 'create any table'
- AND
- 'create any trigger'

Scheduling Constraints

Schedule Information	Description
Processing Cycle	Phase Ad Hoc (daily)
Scheduling Considerations	Needs to be scheduled only when new audit information is requested.
Pre-Processing	N/A
Post-Processing	N/A
Threading Scheme	N/A (single threaded)

Restart/Recovery

Used for logging purposes only. Because this program is applying ddl, that ddl cannot be rolled back. Tables and/or triggers should be dropped manually, or you can use the AUDITPRG.PC program to remove them.

Locking Strategy

N/A

Security Considerations

N/A

Performance Considerations

N/A

Key Tables Affected

Table	Select	Insert	Update	Delete
SYSTEM_OPTIONS	Yes	No	No	No
AUDIT_TBL	Yes	No	No	No
ALL_TABLES	Yes	No	No	No
ALL_INDEXES	Yes	No	No	No
ALL_TAB_PARTITIONS	Yes	No	No	No
ALL_TAB_COLUMNS	Yes	No	No	No
ALL_IND_COLUMNS	Yes	No	No	No
AUDIT_FLD	Yes	No	No	No

I/O Specification

N/A

Calendar Batch

Overview

The system date is the current date used by RMS. You can set this date to correspond to the actual calendar date, or to a different date, as your system requires.

Batch Design Summary

The following batch design is included in this functional area:

- DTESYS.PC (Increment Set System Date)

dtesys (Increment Set System Date)

Functional Area

Calendar batch

Module Affected

DTESYS.PC

Design Overview

This batch program updates the PERIOD table for various dates required in RMS such as vdate, end-of-month, and end-of-week dates. The flags listed below are also updated by this batch.

Daily:

If a date is passed-in as the second command line argument then the vdate is updated to the specified date. Otherwise, the vdate is incremented by one day.

Weekly:

When vdate = next_eow_date_unit, the program increments the last_eow_date_unit and next_eow_date_unit columns on system_variables. The last_eow_date_unit is updated to the current next_eow_date_unit and the next_eow_date_unit is updated to the next end-of-week date (calculated).

Monthly:

When vdate = next_eom_date_unit, the program updates the last_eom_date_unit and next_eom_date_unit columns on system_variables. The last_eom_date_unit is updated to the current next_eom_date_unit and the next_eom_date_unit is updated to the next end-of-month date (calculated).

Scheduling Constraints

Schedule Information	Description
Processing Cycle	Date Set Phase – Daily
Scheduling Considerations	This program should run at the end of the batch cycle.
Pre-Processing	N/A
Post-Processing	Prepost dtesys post
Threading Scheme	N/A

Restart/Recovery

N/A

Locking Strategy

N/A

Security Considerations

N/A

Performance Considerations

N/A

Key Tables Affected

Table	Select	Insert	Update	Delete
SYSTEM_OPTIONS	Yes	No	No	No
PERIOD	Yes	No	Yes	No
SYSTEM_VARIABLES	Yes	No	Yes	No

Shared Modules

N/A

I/O Specification

N/A

Competitive Pricing Batch

Overview

The RMS competitive pricing functionality extracts a competitor's price for an item and determines whether the price change is a candidate for export to Oracle Retail Price Management (RPM), where a price review is performed. Source data for the interface can be competitive prices manually entered directly into an RMS form (see the applicable competitor price entry window in RMS' online help) or a flat file uploaded by RMS' batch program CMPUPLD.PC. This document focuses on the process used by this batch program to upload, validate, and populate RMS tables.

Note: The flat file uploaded by CMPUPLD.PC can contain pricing data for a completed shopping list or data for a new list of items to be shopped. The module processes data for both features, as noted. However, the primary emphasis of this document is on the functionality that results in items that become candidates for export to Oracle Retail Price Management.

Competitive Price Change Process

A competitor's regular or multi-unit price change for an item becomes a candidate for export from RMS to RPM. If the item price change is exported, RPM performs a price review that incorporates average sales data for the item at the affected store. RPM then transfers price change data to RMS' pricing tables. RMS completes the price change process by updating the store(s) through its point-of-sale (POS) download program POSDNLD.PC.

Note: For more information, see the chapter "Point-of-Sale (POS) Download Batch" in this volume of the RMS Operations Guide.

Batch Design Summary

The following batch designs are included in this functional area:

- CMPPRG.PC (Competitive Pricing Purge)
- CMPUPLD.PC (Competitive Pricing Upload)

cmpprg.pc (Competitive Pricing Purge)

Functional Area

Pricing

Module Affected

CMPPRG.PC

Design Overview

This Competitive Pricing Purge program performs the desired deletions from the competitive price history table and the competitive shopping list table based purge criteria set on the SYSTEM_OPTIONS table.

On the system options table, the comp_price_months field determines how many months competitive price history (comp_price_hist) is maintained before deletion. The comp_list_days field determines how long a requested shopping list (comp_shop_list) remains on the shopping list table if it is not complete by the requested shop date.

Scheduling Constraints

Schedule Information	Description
Processing Cycle	AD-HOC (daily)
Scheduling Considerations	N/A
Pre-Processing	N/A
Post-Processing	N/A
Threading Scheme	N/A

Restart/Recovery

N/A

Locking Strategy

N/A

Security Considerations

N/A

Performance Considerations

N/A

Key Tables Affected

Table	Select	Insert	Update	Delete
PERIOD	Yes	No	No	No
UNIT_OPTIONS	Yes	No	No	No
COMP_PRICE_HIST	Yes	No	No	Yes
COMP_SHOP_LIST	No	No	No	Yes

I/O Specification

N/A

cmpupld (Competitive Pricing Upload)

Functional Area

Competitive pricing

Module Affected

CMPUPLD.PC

Design Overview

CMPUPLD.PC is a Pro*C program that runs as a module within RMS batch processing schedule. Its purpose is to upload and process competitor item prices from a competitive shopping list. The module accepts competitive shopping list data contained in a flat file (ASCII text) and formatted to match the prescribed retail input file format.

The item is validated against RMS' ITEM_MASTER table. It cannot be above the transaction level. After all shopped items are validated, CMPUPLD.PC writes a row into the COMP_SHOP_LIST table.

The module functions in this way:

1. Verifies:
 - The competitor (validated against COMP_STORE, COMPETITOR tables)
 - The competitor store (validated against COMP_STORE table)
 - Shop date (validated value exists)
 - Shopper (validated against COMP_SHOPPER table)
 - Item (validated against ITEM_MASTER table)
2. Verifies the competitive retail price, the recorded date, and the competitive retail type either all exist or all do not exist.
3. Checks if the retail type is a regular price ('R'), promotional price ('P'), or clearance price ('C'). Only regular price changes become candidates for export to RPM. A competitor's promotional price or clearance price is not considered.

The item is validated against RMS' ITEM_MASTER table. It cannot be above the transaction level and must contain a valid item code (item_number_type column in the ITEM_MASTER table) of the type UPCT. After all shopped items are validated, CMPUPLD.PC writes a row into the COMP_SHOP_LIST table.

Scheduling Constraints

Schedule Information	Description
Processing Cycle	Ad Hoc Interfaces
Scheduling Considerations	This upload program should be scheduled to run before any of the Oracle Retail Pricing Management (RPM) batch modules.
Pre-Processing	N/A
Post-Processing	N/A
Threading Scheme	The number of threads are based on the number of input files.

Restart/Recovery

Since this is a file based upload, file based restart/recovery logic is applied. The `commit_max_ctr` field should be set to prevent excessive rollback space usage, and to reduce the overhead of file I/O. The recommended commit counter setting is 10000 records (subject to change based on experimentation).

Locking Strategy

N/A

Security Considerations

N/A

Performance Considerations

N/A

Key Tables Affected

Table	Select	Insert	Update	Delete
COMP_SHOP_LIST	Yes	Yes	No	No
ITEM_MASTER	Yes	No	No	No
CODE_DETAIL	Yes	No	No	No

I/O Specification**Input File Layout**

The input filename is not fixed; the input filename is determined by a runtime parameter. Records rejected by the import process are written to a reject file. The reject filename is not fixed; the reject filename is determined by a runtime parameter.

Record Name	Field Name	Field Type	Default Value	Description
File Header	File Type Record Descriptor	CHAR (5)	FHEAD	Value that identifies the record type.
	File Line Identifier	NUMBER (10)	00000000 01	Sequential file line number
	File Type Definition	CHAR(4)	CMPU	Value that identifies the file as "Competitive Pricing Upload".
	File Create Date	CHAR (14)		Date when the file was written by external system. It should be in the YYYYMMDDHH24MISS format.
File Detail	File Type Record Descriptor	CHAR(5)	FDETL	Value that identifies the record type.
	File Line Identifier	NUMBER(10)		Sequential file line number

Record Name	Field Name	Field Type	Default Value	Description
	Shopper ID	NUMBER(4)		Numeric value that uniquely identifies the shopper to which the competitive shopping list is assigned.
	Shop Date	CHAR(14)		Date when the competitive shopping is performed. It should be in the YYYYMMDDHH24MISS format.
	Item	CHAR (25)		Alphanumeric value that uniquely identifies the transaction level or below transaction level item that was competitively shopped.
	Competitor ID	NUMBER(10)		Numeric value that uniquely identifies a competitor.
	Competitor Store ID	NUMBER(10)		Numeric value that uniquely identifies a competitor's store.
	Recorded Date	CHAR (14)		Date when the item's retail price is recorded at the competitor's store. It should be in the YYYYMMDD24MISS format.
	Competitive Retail Price	NUMBER(20,4)		Numeric value that represents the retail price at the competitor's store. There should be four (4) implied decimal places.
	Competitive Retail Type	CHAR(6)	R, P, C	Value that represents the retail type ('R' is for regular; 'P', promotional; and 'C', clearance) that is recorded.

Record Name	Field Name	Field Type	Default Value	Description
	Promotion Start Date	CHAR (14)	NULL	Effective start date of the competitor's price. It should be in the YYYYMMDDHH24MISS format.
	Promotion End Date	CHAR (14)	NULL	Effective end date of the competitor's price. It should be in the YYYYMMDDHH24MISS format.
	Offer Type Code	CHAR(6)	NULL	Alphanumeric value that corresponds to a valid offer type (for example, Coupon, Bonus Card, Pre-priced). Valid values are defined on CODE_DETAILS table with code_type 'OFTP'.
	Multi-Units	NUMBER(12,4)		Numeric value that represents the number of units (for example, 2 for, 3 for) selling for a given amount (Multi-unit retail) if a multiple pricing method was in place for the item when it was competitively shopped. There should be four (4) implied decimal places.
	Multi-Units Retail	NUMBER(20,4)		Numeric value that represents the amount of all the units selling if a multiple pricing method was in place for the item when it was competitively shopped. There should be four (4) implied decimal places.
File Trailer	File Type Record Descriptor	CHAR(5)	FTAIL	Value that identifies the record type.
	File Line Identifier	NUMBER (10)		Sequential file line number
	File Record Counter	NUMBER (10)		Numeric value that represents the number of FDETL records in the file.

Contracts Batch

Overview

Contract batch modules create purchase orders from contracts and purge obsolete contracts. A purchase order created from a contract has two primary differences from all other purchase orders in RMS. First, the only impact upon the order is the contract. Bracket costing and deals are not involved in a contract purchase order. Second, the cost of items on the order is predefined in the contract and is held at the item-supplier level.

There are four types of supplier contracts in RMS: A, B, C, and D.

- **Type A (Plan/Availability):** The contract contains a plan of manufacturing quantity by ready date. Supplier availability is matched to the ready date. Orders are raised against the plan as suggested by replenishment requirements, provided there is sufficient supplier availability. The user can also raise manual orders.
- **Type B (Plan/No Availability):** The contract contains a plan of manufacturing quantity by ready date and dispatch-to location or locations. There are one or more ready dates, which is the date that the items are due at the dispatch-to location. Supplier availability is not required. Orders are raised automatically from the contract based on ready dates.
- **Type C (No Plan/No Availability):** The contract is an open contract with no production schedule and no supplier availability declared. The contract lists the items that are used to satisfy a total commitment cost. Orders are raised against the contract based on replenishment requirements. The retailer can also raise manual orders.
- **Type D (No Plan/Availability):** The contract is an open contract with no production schedule. The supplier declares availability as stock is ready. The contract lists the items that are used to satisfy a total commitment cost. Orders are raised against the contract, based on replenishment requirements and supplier availability. The retailer can raise manual orders.

Batch Design Summary

The following batch designs are included in this functional area:

Note: The batch program, EDIDLCON.PC (EDI Contract), has a functional connection to this chapter. For the design, please see the chapter, "Electronic Data Interchange (EDI) Batch," in this volume of the Operations Guide.

Note: The batch program, CNTRPRSS.PC (Contract Replenishment), has a functional connection to this chapter. For the design, please see the chapter, "Replenishment Batch" in this volume of the Operations Guide.

- CNTRMAIN.PC (Contract Maintenance and Purging)
- CNTRORDB.PC (Contract Replenishment–Type B Contracts)

cntrmain (Contract Maintenance and Purging)

Functional Area

Contracts

Module Affected

CNTRMAIN.PC

Design Overview

This module purges contracts that have remained in cancelled, worksheet, submitted or complete status for a user-defined number of months and if there are no existing orders against it. Additionally, 'Approved' closed (types A and B) contracts are set to 'Complete' status while those that are of type C and D are set to 'Review' status automatically.

Scheduling Constraints

Schedule Information	Description
Processing Cycle	Phase 0, Daily
Scheduling Considerations	Needs to be scheduled before replenishment modules.
Pre-Processing	N/A
Post-Processing	N/A
Threading Scheme	N/A

Restart/Recovery

This batch program has two processing functions, one for purging and another for updating contracts. The purge function (delete_contracts) deletes and commits records via arrays whose size is defined in commit_max_counter while the update function (reset_inactive) updates records in bulk based on the update criteria. The program as a whole is inherently restartable.

Locking Strategy

N/A

Security Considerations

N/A

Performance Considerations

N/A

Key Tables Affected

Table	Select	Insert	Update	Delete
UNIT_OPTIONS	Yes	No	No	No
CONTRACT_HEADER	Yes	No	Yes	Yes
CONTRACT_DETAIL	No	No	No	Yes
CONTRACT_COST	No	No	No	Yes
ORDHEAD	Yes	No	No	No

I/O Specification

N/A

cntrordb (Contract Replenishment Type 'B')**Functional Area**

Contracts

Module Affected

CNTRORDB.PC

Design Overview

This module automatically creates replenishment orders for all approved type 'B' contract items where orderable indicator is set to be 'Y' (Yes).

Contract, item, and location data is selected from the CONTRACT_HEADER and CONTRACT_DETAILS tables where production dates are ready to be met. The module writes an order for each contract to include all items and locations on the contract. The module runs if the contract replenishment indicator (contract_replenish_ind column in the SYSTEM_OPTIONS table) is set to 'Y' (Yes) and type B contracts are used.

Scheduling Constraints

Schedule Information	Description
Processing Cycle	Phase 3 (daily)
Scheduling Considerations	Must be run after REPLADJ
Pre-Processing	N/A
Post-Processing	Prepost cntrordb post - update of system_variables.last_cont_order_date = vdate
Threading Scheme	This module is threaded by contract

Restart/Recovery

The logical unit of work is contract number. Records are committed to the database when number of records processed reaches commit_max_counter maintained in RESTART_CONTROL table.

Locking Strategy

ORDLOC_EXP records are locked during processing.

Security Considerations

N/A

Performance Considerations

N/A

Key Tables Affected

Table	Select	Insert	Update	Delete
UNIT_OPTIONS	Yes	No	No	No
SYSTEM_VARIABLES	Yes	No	No	No
SYSTEM_OPTIONS	Yes	No	No	No
PERIOD	Yes	No	No	No
CONTRACT_HEADER	Yes	No	No	No
CONTRACT_DETAIL	Yes	No	Yes	No
ORDHEAD	Yes	Yes	Yes	No
ORDSKU	Yes	Yes	Yes	No
ORDLOC	Yes	Yes	Yes	No
ORDLOC_EXP	Yes	No	Yes	No
ITEM_SUPP_COUNTRY	Yes	No	No	No
ITEM_SUPP_COUNTRY_LOC	Yes	No	No	No
SUPS	Yes	No	No	No
WH	Yes	No	No	No
ITEM_MASTER	Yes	No	No	No
ITEM_LOC	Yes	Yes	No	No
PRICE_HIST	No	Yes	No	No
ITEM_LOC_SOH	No	Yes	No	No
SUP_INV_MGMT	Yes	No	No	No
ORD_INV_MGMT	No	Yes	No	No
ITEM_EXP_DETAIL	No	No	Yes	No
ITEM HTS_ASSESS	No	No	Yes	No
ORDSKU HTS_ASSESS	No	No	Yes	No

I/O Specification

N/A

Cost Change Batch

Overview

Cost values serve as a starting point in the creation of a purchase order. RMS uses the multi-channel concept where stores and warehouses can be 'virtual' as well as physical locations. If RMS is set up to run multi-channel (meaning the multi-channel indicator on the SYSTEM_OPTIONS table is set to 'Y' [Yes]), only virtual locations hold stock. Physical warehouses, although not stockholding locations, do hold supplier item cost information that is shared across all virtual warehouses associated with the physical warehouse. This section describes how supplier cost changes are processed in RMS with a focus on the batch modules SCCEXT.PC and CCPRG.PC.

Cost Change Process

Cost changes made through the front end of RMS impact these tables:

- COST_SUSP_SUP_HEAD, always populated
- COST_SUSP_SUP_DETAIL, populated if the cost at the country level is changed. Otherwise COST_SUSP_SUP_DETAIL_LOC is populated if cost is being maintained at individual locations. Bracket cost data is also stored on these two tables.

If cost changes are updated directly from the supplier, the batch module EDIUPCAT.PC indirectly populates the cost tables. EDIUPCAT.PC populates EDI_COST_CHG and EDI_COST_LOC. The RMS user can then accept EDI cost changes through the EDI cost change dialog. Accepted changes then populate the cost tables.

Note: The EDIUPCAT.PC batch module pertains only to retailers who use Electronic Data Interchange (EDI).

After updates to the cost tables occur, they are processed into the following tables by the SCCEXT.PC module:

- ITEM_SUP_COUNTRY for the country level cost change. The program distributes the cost to all locations on ITEM_SUP_COUNTRY_LOC (for the current unit cost). Note that this table is always updated, regardless of the multi-channel indicator.
- ITEM_SUPP_COUNTRY_BRACKET_COST if the supplier is bracket costing.
- ITEM_LOC_SOH for locations.

Multi-channel Supplier Cost Change Rules:

- Average cost is held on the ITEM_LOC_SOH table
- Cost changes are managed and stored at the physical warehouse level because the unit cost must remain consistent across all virtual warehouses within the same physical warehouse
- On the ITEM_LOC_SOH table, cost is held at the virtual level, to include physical stores
- A purchase order PO cannot be created for non-stockholding locations, such as physical warehouses, and non-stockholding stores (for example, Web stores and catalog stores)
- Each physical and virtual store has a default virtual warehouse

- Cost changes sent by a supplier and uploaded by the batch module EDIUPCAT.PC apply to the physical warehouse before quantities are apportioned to the virtual warehouses in SCCEXT.PC
- When cost changes are received from a supplier via EDI, two outcomes are possible for updating the system costs. If the item is in Worksheet or Submitted status, system costs are updated online when the cost change is accepted in the EDI dialog. If the item is in Accepted status, the cost change records are written to the cost change dialog. From there, when the cost change is approved, SCCEXT.PC processes these cost changes and updates system costs.

Batch Design Summary

The following batch designs are included in this functional area:

Note: The batch program, EDIUPCAT.PC, has a functional connection to this chapter. For the design, please see the chapter, “Electronic Data Interchange (EDI) Batch,” in this volume of the Operations Guide.

- CCPRG.PC (Cost Event Purge)
- costeventprg (Cost Event Purge)
- SCCEXT.PC (Supplier Cost Change Extract)

ccprg (Cost Event Purge)

Functional Area

Pricing

Module Affected

CCPRG.PC

Design Overview

This program is responsible for removing old cost changes from the system. Cost changes are removed from the system using the following criteria:

- The status of the cost change is Delete, Canceled, or Extracted
- The status of the price change is Rejected and the effective date of the cost change has met the requirement for the number of days that rejected cost changes are held.

The number of days that rejected price changes are held is determined by the system option, number_days_rejects_held on the UNIT_OPTIONS table.

Scheduling Constraints

Schedule Information	Description
Processing Cycle	AD-HOC (monthly)
Scheduling Considerations	N/A
Pre-Processing	N/A
Post-Processing	N/A
Threading Scheme	N/A

Restart/Recovery

N/A

Locking Strategy

N/A

Security Considerations

N/A

Performance Considerations

N/A

Key Tables Affected

Table	Select	Insert	Update	Delete
PERIOD	Yes	No	No	No
COST_SUSP_SUP_HEAD	Yes	No	No	Yes
COST_SUSP_SUP_DETAIL	Yes	No	No	Yes
COST_SUSP_SUP_DETAIL_LOC	Yes	No	No	Yes
UNIT_OPTIONS	Yes	No	No	No

I/O Specification

N/A

costeventprg (Cost Event Purge)**Functional Area**

Costing

Module Affected

costeventprg.pc

Design Overview

The costeventprg.pc batch program purges tables used by the future cost engine. The criterion for purging records is based on the cost_event_hist_days setting on the SYSTEM_OPTIONS table. Cost event records on the COST_EVENT table created prior to the current date minus the number of days on cost_event_hist_days are deleted.

Scheduling Constraints

Schedule Information	Description
Processing Cycle	Ad Hoc
Scheduling Considerations	N/A
Pre-Processing	N/A
Post-Processing	N/A
Threading Scheme	N/A

Restart/Recovery

The logical unit of work is the event type on the COST_EVENT_RUN_TYPE_CONFIG table. Records are deleted serially per event type. Restart recovery is based on deleted records. Restarting on a failed run will resume from records not yet deleted on the prior failed run.

Locking Strategy

N/A

Security Considerations

N/A

Performance Considerations

N/A

Key Tables Affected

Table	Select	Insert	Update	Delete
COST_EVENT	No	No	No	Yes
COST_EVENT_RESULT	No	No	No	Yes
COST_EVENT_THREAD	No	No	No	Yes
COST_EVENT_SUPP_COUNTRY	No	No	No	Yes
COST_EVENT_NIL	No	No	No	Yes
COST_EVENT_PRIM_PACK	No	No	No	Yes
COST_EVENT_COST_CHG	No	No	No	Yes
COST_EVENT_RECLASS	No	No	No	Yes
COST_EVENT_DEAL	No	No	No	Yes
COST_EVENT_MERCH_HIER	No	No	No	Yes
COST_EVENT_ORG_HIER	No	No	No	Yes
COST_EVENT_COST_ZONE	No	No	No	Yes
COST_EVENT_ELC	No	No	No	Yes
COST_EVENT_SUPP_HIER	No	No	No	Yes
COST_EVENT_ITEM_COST_ZONE	No	No	No	Yes
COST_EVENT_RUN_TYPE_CONFIG	Yes	No	No	No
SYSTEM_OPTIONS	Yes	No	No	No
COST_EVENT_DEAL_PASSTHRU	No	No	No	Yes
COST_EVENT_COST_RELATIONSHIP	No	No	No	Yes
COST_EVENT_COST_TMPL	No	No	No	Yes

I/O Specification

N/A

sccext (Supplier Cost Change Extract)

Functional Area

Cost change

Module Affected

SCCEXT.PC

Design Overview

The Supplier Cost Change Extract module selects supplier cost change records, which are set to go into effect the next day and updates the RMS item/supplier table with the new cost. The item/location tables are also updated with the new cost if the cost change is a base cost change (supplier is the primary supplier for the item).

Scheduling Constraints

Schedule Information	Description
Processing Cycle	AD HOC
Scheduling Considerations	N/A
Pre-Processing	N/A
Post-Processing	prepost sccext post – sets the status of processed cost changes to extracted ('E')
Threading Scheme	Threaded by cost change.

Restart/Recovery

The logical unit of work for the program is a cost change. The program is also restartable from the last successfully processed cost change record.

Locking Strategy

N/A

Security Considerations

N/A

Performance Considerations

N/A

Key Tables Affected

Table	Select	Insert	Update	Delete
COST_SUSP_SUP_HEAD	Yes	No	No	No
DEAL_CALC_QUEUE_TEMP	Yes	No	No	No
DEAL_CALC_QUEUE	Yes	Yes	Yes	No
PERIOD	Yes	No	No	No
ITEM_SUPP_COUNTRY_LOC	Yes	No	Yes	No
COST_SUSP_SUP_DETAIL	Yes	No	No	No

Table	Select	Insert	Update	Delete
PRICE_HIST	No	Yes	No	No
ITEM_SUPPLIER	Yes	No	Yes	No
SUPS	Yes	No	No	No
SYSTEM_OPTIONS	Yes	No	No	No
COST_SUSP_SUP_DETAIL_LOC	Yes	No	No	No
ORDLOC	Yes	No	Yes	No
ORDHEAD	Yes	No	No	No
ITEM_SUPP_COUNTRY	Yes	No	Yes	No
ITEM_SUPP_COUNTRY_BRACKET_COST	Yes	Yes	Yes	No
ITEM_MASTER	Yes	No	No	No
PACKITEM	Yes	No	No	No

I/O Specification

N/A

Cost Components Cascade Batch

Overview

The landed cost function allows expenses, assessments and upcharges to be defined in order to track the costs involved in purchasing and moving goods from the manufacturer to the distribution center or store. Expenses, assessments, and upcharges are referred to as cost components. In RMS, there is an option to set up estimated landed cost (ELC) component profiles at varying entity levels including country, supplier, partner and department based on ELC cost component defaults. When cost components are set up at these levels and an item is created, these entity level profiles are defaulted as the new item's ELC cost. The cost is then defaulted upon creation of orders, transfers and allocations and may be modified manually at each level. However, once created, changes in the ELC cost components are not automatically cascaded to existing entities associated with the modified cost component.

Whenever cost components are changed a log of the change is maintained for audit purposes. The audit is maintained for change of cost components in cost maintenance form as well as change of cost component in country, supplier, partner, items, and order level.

Cost Component – Mass Maintenance

The elcexcprg batch program is impacted when using cost component – mass maintenance. Cost component rates and values change frequently (e.g. freight) and require updating of the Cost Component parameters in RMS. RMS allows the user to choose to update the component on the related entities when updating a cost component (expenses, upcharges and assessments), to allow an effective date to be specified with the rate change, and to automatically process the cost component changes to the related entities.

Batch Design Summary

The following batch designs are included in this functional area:

- batch_alloctsfupd.ksh (Allocation and Transfer Upcharge Update)
- batch_compeffupd.ksh (ELC component Update)
- batch_deptchrgupd.ksh (Department Upcharge Update)
- batch_expprofupd.ksh (Expense Profile Update)
- batch_itmcostcompupd.ksh (Item Cost Component Update)
- batch_ordcostcompupd.ksh (Purchase Order Cost Component Update)
- elcexcprg.pc (ELC Exceptions Purge)

batch_alloctsfupd (Allocation and Transfer Upcharge Update)

Functional Area

Costing

Module Affected

batch_alloctsfupd.ksh

Design Overview

This script calls the COST_COMP_UPD_SQL.UPDATE_TSF_ALLOC_CHRG function to cascade the upcharge changes to transfers and allocations.

Scheduling Constraints

Schedule Information	Description
Processing Cycle	Phase 2 (Daily)
Scheduling Considerations	<p>This script can be executed in parallel with the following scripts:</p> <ul style="list-style-type: none"> ▪ batch_deptchrgupd.ksh ▪ batch_expprofupd.ksh ▪ batch_itmcostcompupd.ksh ▪ batch_ordcostcompupd.ksh <p>The prepost post job for batch_costcompupd.ksh should be run after all the above listed batch programs have completed.</p>
Pre-Processing	Batch_compeffupd.ksh
Post-Processing	The prepost post job for batch_costcompupd.ksh should be run after all the above listed batch programs have completed.
Threading Scheme	Threaded by alloc_no (allocation) and tsf_no (transfer).

Restart/Recovery

N/A

Locking Strategy

N/A

Security Considerations

N/A

Performance Considerations

N/A

Key Tables Affected

Table	Select	Insert	Update	Delete
COST_COMP_UPD_GL_TEMP	Yes	Yes	No	Yes
COST_COMP_UPD_STG	Yes	No	No	No
ALLOC_CHRG	Yes	No	Yes	No
ALLOC_HEADER	Yes	No	No	No

Table	Select	Insert	Update	Delete
ITEM_MASTER	Yes	No	No	No
SHIPMENT	No	No	No	Yes
SHIPSKU	No	No	No	Yes
TSFDETAIL_CHRG	Yes	No	Yes	No
TSFHEAD	Yes	No	No	No
COST_COMP_EXC_LOG	No	Yes	No	No

I/O Specification

N/A

batch_compeffupd (ELC component Update)**Functional Area**

Costing

Module Affected

batch_compeffupd.ksh

Design Overview

This script calls the COST_COMP_UPD_SQL.UPDATE_COMP_EFFECTIVE function to update cost components of .

Scheduling Constraints

Schedule Information	Description
Processing Cycle	Phase 2 (Daily)
Scheduling Considerations	Should be run before the following batches <ul style="list-style-type: none"> ▪ batch_alloctsfupd.ksh ▪ batch_expprofupd.ksh ▪ batch_itmcostcompupd.ksh ▪ batch_ordcostcompupd.ksh ▪ batch_deptchrgupd.ksh
Pre-Processing	NA
Post-Processing	NA
Threading Scheme	N/A

Restart/Recovery

N/A

Locking Strategy

N/A

Security Considerations

N/A

Performance Considerations

N/A

Key Tables Affected

Table	Select	Insert	Update	Delete
COST_COMP_UPD_STG	Yes	No	No	No
DEPT_CHRG_DETAIL	Yes	No	Yes	No
EXP_PROF_DETAIL	Yes	No	Yes	No
ELC_COMP	Yes	No	Yes	No

I/O Specification

N/A

batch_deptchrgupd (Department Upcharge Update)**Functional Area**

Costing

Module Affected

batch_deptchrgupd.ksh

Design Overview

This script calls the COST_COMP_UPD_SQL.UPDATE_DEPT_CHRG_DETAIL function to update department upcharges.

Scheduling Constraints

Schedule Information	Description
Processing Cycle	Phase 2 (Daily)
Scheduling Considerations	This script can be executed in parallel with the following scripts: <ul style="list-style-type: none">▪ batch_alloctsfupd.ksh▪ batch_expprofupd.ksh▪ batch_itmcostcompupd.ksh▪ batch_ordcostcompupd.ksh
Pre-Processing	Batch_compeffupd.ksh
Post-Processing	The prepost post job for batch_costcompupd.ksh should be run after all the above listed batch programs have completed.
Threading Scheme	N/A

Restart/Recovery

N/A

Locking Strategy

N/A

Security Considerations

N/A

Performance Considerations

N/A

Key Tables Affected

Table	Select	Insert	Update	Delete
COST_COMP_UPD_GL_TEMP	Yes	Yes	No	Yes
COST_COMP_UPD_STG	Yes	No	No	No
DEPT_CHRG_DETAIL	Yes	No	Yes	No
COST_COMP_EXC_LOG	No	Yes	No	No

I/O Specification

N/A

batch_expprofupd (Expense Profile Update)**Functional Area**

Costing

Module Affected

batch_expprofupd.ksh

Design Overview

This script calls the COST_COMP_UPD_SQL.UPDATE_EXP_PROF_DETAIL function to update the expense profile detail table with the new component rate, currency and per count, UOM values.

Scheduling Constraints

Schedule Information	Description
Processing Cycle	Phase 2 (Daily)
Scheduling Considerations	<p>This script can be executed in parallel with the following scripts:</p> <ul style="list-style-type: none"> ▪ batch_alloctsfupd.ksh ▪ batch_deptchrgupd.ksh ▪ batch_itmcostcompupd.ksh ▪ batch_ordcostcompupd.ksh

Schedule Information	Description
Pre-Processing	Batch_compeffupd.ksh
Post-Processing	The prepost post job for batch_costcompupd.ksh should be run after all the above listed batch programs have completed.
Threading Scheme	N/A

Restart/Recovery

N/A

Locking Strategy

N/A

Security Considerations

N/A

Performance Considerations

N/A

Key Tables Affected

Table	Select	Insert	Update	Delete
COST_COMP_UPD_GL_TEMP	Yes	Yes	No	Yes
COST_COMP_UPD_STG	Yes	No	No	No
EXP_PROF_HEAD	Yes	No	No	No
EXP_PROF_DETAIL	Yes	No	Yes	No
COST_COMP_EXC_LOG	No	Yes	No	No

I/O Specification

N/A

batch_itmcostcompupd (Item Cost Component Update)**Functional Area**

Costing

Module Affected

batch_itmcostcompupd.ksh

Design Overview

This script calls the COST_COMP_UPD_SQL.PROCESS_ITEM_COST_COMP_UPDATES function to cascade the hts, expenses and upcharges to the item.

Scheduling Constraints

Schedule Information	Description
Processing Cycle	Phase 2 (Daily)
Scheduling Considerations	This script can be executed in parallel with the following scripts: <ul style="list-style-type: none"> ▪ batch_alloctsfupd.ksh ▪ batch_deptchrgupd.ksh ▪ batch_expprofupd.ksh ▪ batch_ordcostcompupd.ksh
Pre-Processing	Batch_compeffupd.ksh
Post-Processing	The prepost post job for batch_costcompupd.ksh should be run after all the above listed batch programs have completed.
Threading Scheme	Threaded by from_loc (item upcharges). Threaded by supplier (item expenses). Not threaded (item assessments).

Restart/Recovery

N/A

Locking Strategy

N/A

Security Considerations

N/A

Performance Considerations

N/A

Key Tables Affected

Table	Select	Insert	Update	Delete
COST_COMP_UPD_GL_TEMP	Yes	Yes	No	Yes
COST_COMP_UPD_STG	Yes	No	No	No
ITEM_EXP_HEAD	Yes	No	No	No
ITEM_EXP_DETAIL	Yes	No	Yes	No
EXP_PROF_HEAD	Yes	No	No	No
COST_COMP_EXC_LOG	No	Yes	No	No
ITEM HTS ASSESS	Yes	No	Yes	No
ITEM_CHRG_DETAIL	Yes	No	Yes	No

I/O Specification

N/A

batch_ordcostcompupd (Purchase Order Cost Component Update)

Functional Area

Costing

Module Affected

batch_ordcostcompupd.ksh

Design Overview

This script calls the COST_COMP_UPD_SQL.PROCESS_ORD_COST_COMP_UPDATES function to cascade the HTS, EXPENSES to the orders.

Scheduling Constraints

Schedule Information	Description
Processing Cycle	Phase 2 (Daily)
Scheduling Considerations	<p>This script can be executed in parallel with the following scripts:</p> <ul style="list-style-type: none"> ▪ batch_alloctsfupd.ksh ▪ batch_deptchrgupd.ksh ▪ batch_expprofupd.ksh ▪ batch_itmcostcompupd.ksh <p>The prepost post job for batch_costcompupd.ksh should be run after all the above listed batch programs have completed.</p> <p>The batch_compeffupd.ksh should be run before this batch.</p>
Pre-Processing	prepost batch_ordcostcompupd pre
Post-Processing	prepost batch_ordcostcompupd post
Threading Scheme	Threaded by order number (order_no)

Restart/Recovery

N/A

Locking Strategy

N/A

Security Considerations

N/A

Performance Considerations

N/A

Key Tables Affected

Table	Select	Insert	Update	Delete
SYSTEM_OPTIONS	Yes	No	No	No

Table	Select	Insert	Update	Delete
COST_COMP_UPD_GL_TEMP	Yes	Yes	No	Yes
COST_COMP_UPD_STG	Yes	No	No	No
ORDSKU_HTS	Yes	No	No	No
ORDSKU_HTS_ASSESS	Yes	No	No	No
CVB_DETAIL	Yes	No	No	No
CE_ORD_ITEM	Yes	No	No	No
CE_HEAD	Yes	No	No	No
ORDHEAD	Yes	No	No	No
ORDLOC	Yes	No	No	No
ORDSKU	Yes	No	No	No
ORDLOC_EXP	Yes	No	Yes	No
SHIPMENT	Yes	No	No	No
SHIPSKU	Yes	No	No	No
EXP_PROF_HEAD	Yes	No	No	No
COST_ZONE_GROUP_LOC	Yes	No	No	No
CE_CHARGES	No	No	No	Yes
COST_COMP_EXC_LOG	No	Yes	No	No

I/O Specification

N/A

elcexcprg (ELC Exceptions Purge)**Functional Area**

Costing

Module Affected

elcexcprg.pc

Design Overview

This program will purge (truncate) all the ELC update exception table after the changes have applied to the appropriate tables.

Scheduling Constraints

Schedule Information	Description
Processing Cycle	Ad Hoc

Schedule Information	Description
Scheduling Considerations	<p>This batch should run after all cost component scripts and their corresponding prepost jobs have finished execution:</p> <ul style="list-style-type: none"> ▪ batch_alloctsfupd.ksh ▪ batch_deptchrgupd.ksh ▪ batch_expprofupd.ksh ▪ batch_itemcostcompupd.ksh ▪ batch_ordcostcompupd.ksh ▪ batch_costcompupd (prepost post job)
Pre-Processing	N/A
Post-Processing	N/A
Threading Scheme	N/A

Restart/Recovery

N/A

Locking Strategy

N/A

Security Considerations

N/A

Performance Considerations

N/A

Key Tables Affected

Table	Select	Insert	Update	Delete
COST_COMP_EXC_LOG	No	No	No	Yes

I/O Specification

N/A

Daily Purge Batch

Overview

Daily purge processing spans multiple functional areas. The batch program is a general system maintenance program.

Batch Design Summary

The following batch design is included in this functional area:

- DLYPRG.PC (Daily Purge)

dlyprg (Daily Purge)

Functional Area

Maintenance Daily purge processing spans multiple functional areas. The batch program is a general system maintenance program.

Module Affected

DLYPRG.PC

Design Overview

The purpose of this program is to delete all of the records in the system marked for deletion (by having a record on the DAILY_PURGE table) during the day. Before deleting the records, all relations are checked to ensure that the record can be deleted. For example, if an item is marked for deletion, this program checks that the item was not put on order later in the day. If relations are found to exist, a record is written to an error table. Records on this table are used to generate a report itemizing any problems found when running this program.

Scheduling Constraints

Schedule Information	Description
Processing Cycle	Phase 0, daily
Scheduling Considerations	This program must run first to avoid processing deleted entities.
Pre-Processing	N/A
Post-Processing	N/A
Threading Scheme	N/A

Restart/Recovery

This program has inherent restart ability. Records that are successfully purged are deleted from the DAILY_PURGE table. This ensures that if the program is restarted, it does not attempt to delete records that were previously processed.

Locking Strategy

This module locks all the tables from which it is purging.

Security Considerations

N/A

Performance Considerations

N/A

Key Tables Affected

Table	Select	Insert	Update	Delete
DAILY_PURGE	Yes	No	No	Yes
DAILY_PURGE_ERROR_LOG	Yes	Yes	No	Yes
LOC_LIST_DETAIL	No	No	No	Yes
MONTH_DATA_BUDGET	Yes	No	No	Yes
HALF_DATA_BUDGET	Yes	No	No	Yes
VAT_DEPS	Yes	No	No	Yes
SKULIST_CRITERIA	Yes	No	No	Yes
STORE_DEPT_AREA	Yes	No	No	Yes
DOMAIN_DEPT	Yes	No	No	Yes
FORECAST_REBUILD	Yes	No	No	Yes
SUP_DATA	Yes	No	No	Yes
DEPT_SALES_HIST	Yes	No	No	Yes
DEPT_SALES_FORECAST	Yes	No	No	Yes
DEAL_ITEMLOC	Yes	No	No	Yes
DEPS	Yes	No	No	Yes
STOCK_LEDGER_INSERTS	Yes	No	No	Yes
STAKE_SCHEDULE	Yes	No	No	Yes
PRODUCT_TAX_CODE	Yes	No	No	Yes
DEPT_CHRG_DETAIL	Yes	No	No	Yes
WH_DEPT	Yes	No	No	Yes
DEPT_CHRG_HEAD	Yes	No	No	Yes
SUP_BRACKET_COST	Yes	No	No	Yes
SUP_REPL_DAY	Yes	No	No	Yes
SUP_INV_MGMT	Yes	No	No	Yes
FILTER_GROUP_MERCH	Yes	No	No	Yes
IB_RESULTS	Yes	No	No	Yes
WEEK_DATA	Yes	No	No	Yes
DAILY_DATA	Yes	No	No	Yes

Table	Select	Insert	Update	Delete
MONTH_DATA	Yes	No	No	Yes
TRAN_DATA_HISTORY	Yes	No	No	Yes
HALF_DATA	Yes	No	No	Yes
PARTNER	Yes	No	No	Yes
SHIPMENT	Yes	No	No	Yes
COST_ZONE_GROUP_LOC	Yes	No	No	Yes
COST_ZONE	Yes	No	No	Yes
COST_ZONE_GROUP	Yes	No	No	Yes
UDA_ITEM_DEFAULTS	Yes	No	No	Yes
DOMAIN_CLASS	Yes	No	No	Yes
CLASS_SALES_HIST	Yes	No	No	Yes
CLASS_SALES_FORECAST	Yes	No	No	Yes
CLASS	Yes	No	No	Yes
DOMAIN_SUBCLASS	Yes	No	No	Yes
OTB_FWD_LIMIT	Yes	No	No	Yes
OTB	Yes	No	No	Yes
DIFF_RATIO_DETAIL	Yes	No	No	Yes
DIFF_RATIO_HEAD	Yes	No	No	Yes
SUBCLASS_SALES_HIST	Yes	No	No	Yes
SUBCLASS_SALES_FORECAST	Yes	No	No	Yes
EDI_NEW_ITEM	Yes	No	No	Yes
SUBCLASS	Yes	No	No	Yes
MERCH_HIER_DEFAULT	Yes	No	No	Yes
WH	Yes	No	No	Yes
WH_ATTRIBUTES	Yes	No	No	Yes
WH_ADD	Yes	No	No	Yes
STORE_SHIP_DATE	Yes	No	No	Yes
LOC_TRAITS_MATRIX	Yes	No	No	Yes
SEC_USER_ZONE_MATRIX	Yes	No	No	Yes
PRICE_ZONE_GROUP_LOC	Yes	No	No	Yes
COST_ZONE_GROUP_LOC	Yes	No	No	Yes
ITEM_EXP_DETAIL	Yes	No	No	Yes
ITEM_EXP_HEAD	Yes	No	No	Yes
EXP_PROF_DETAIL	Yes	No	No	Yes
EXP_PROF_HEAD	Yes	No	No	Yes
STORE_ATTRIBUTES	Yes	No	No	Yes

Table	Select	Insert	Update	Delete
STORE_DEPT_AREA	Yes	No	No	Yes
STORE_GRADE_STORE	Yes	No	No	Yes
DAILY_SALES_DISCOUNT	Yes	No	No	Yes
LOAD_ERR	Yes	No	No	Yes
STORE	Yes	No	No	Yes
EDI_SALES_DAILY	Yes	No	No	Yes
COMP_STORE_LINK	Yes	No	No	Yes
REPL_RESULTS	Yes	No	No	Yes
SEC_GROUP_LOC_MATRIX	Yes	No	No	Yes
LOC_CLSF_HEAD	Yes	No	No	Yes
LOC_CLSF_DETAIL	Yes	No	No	Yes
SOURCE_DLVRY_SCHED	Yes	No	No	Yes
SOURCE_DLVRY_SCHED_DAYS	Yes	No	No	Yes
SOURCE_DLVRY_SCHED_EXC	Yes	No	No	Yes
COMPANY_CLOSED_EXCEP	Yes	No	No	Yes
LOCATION_CLOSED	Yes	No	No	Yes
GENCODE_STORE	Yes	No	No	Yes
POS_STORE	Yes	No	No	Yes
SUB_ITEMS_DETAIL	Yes	No	No	Yes
SUB_ITEMS_HEAD	Yes	No	No	Yes
STORE_HIERARCHY	Yes	No	No	Yes
ADDR	Yes	No	No	Yes
TIF_EXPLODE	Yes	No	No	Yes
WALK_THROUGH_STORE	Yes	No	No	Yes
SKULIST_DETAIL	Yes	No	No	Yes
INV_STATUS_QTY	Yes	No	No	Yes
REPL_ATTR_UPDATE_EXCLUDE	Yes	No	No	Yes
REPL_ATTR_UPDATE_LOC	Yes	No	No	Yes
REPL_ATTR_UPDATE_HEAD	Yes	No	No	Yes
MASTER_REPL_ATTR	Yes	No	No	Yes
REPL_ATTR_UPDATE_ITEM	Yes	No	No	Yes
REPL_DAY	Yes	No	No	Yes
REPL_ITEM_LOC	Yes	No	No	Yes
REPL_ITEM_LOC_UPDATES	Yes	Yes	No	Yes
COST_SUSP_SUP_DETAIL_LOC	Yes	No	No	Yes
COST_SUSP_SUP_DETAIL	Yes	No	No	Yes

Table	Select	Insert	Update	Delete
ITEM HTS ASSESS	Yes	No	No	Yes
ITEM HTS	Yes	No	No	Yes
REQ_DOC	Yes	No	No	Yes
ITEM_IMPORT_ATTR	Yes	No	No	Yes
TIMELINE	Yes	No	No	Yes
COND_TARIFF_TREATMENT	Yes	No	No	Yes
ITEM_IMAGE	Yes	No	No	Yes
ITEM_SUPP_UOM	Yes	No	No	Yes
FUTURE_COST	Yes	No	No	Yes
DEAL_DETAIL	Yes	No	No	Yes
ITEM_SUPP_COUNTRY	Yes	No	No	Yes
ITEM_SUPP_COUNTRY_DIM	Yes	No	No	Yes
RECLASS_ITEM	Yes	No	No	Yes
SUP_AVAIL	Yes	No	No	Yes
ITEM_ATTRIBUTES	Yes	No	No	Yes
ITEM_LOC	Yes	No	No	Yes
ITEM_LOC_SOH	Yes	No	No	Yes
ITEM_SUPPLIER	Yes	No	No	Yes
ITEM_MASTER	Yes	No	No	Yes
PACK_TMPL_DETAIL	Yes	No	No	Yes
SUPS_PACK_TMPL_DESC	Yes	No	No	Yes
PACK_TMPL_HEAD	Yes	No	No	Yes
UDA_ITEM_LOV	Yes	No	No	Yes
UDA_ITEM_DATE	Yes	No	No	Yes
UDA_ITEM_FF	Yes	No	No	Yes
ITEM_SEASONS	Yes	No	No	Yes
ITEM_TICKET	Yes	No	No	Yes
COMP_SHOP_LIST	Yes	No	Yes	Yes
TICKET_REQUEST	Yes	No	No	Yes
PRODUCT_TAX_CODE	Yes	No	No	Yes
PRICE_HIST	Yes	Yes	No	Yes
POS_MODS	Yes	Yes	No	Yes
ITEM_LOC_TRAITS	Yes	No	No	Yes
PACKITEM_BREAKOUT	Yes	No	No	Yes
PACKITEM	Yes	No	No	Yes
ITEM_SUPP_COUNTRY_BRACKET_COST	Yes	No	No	Yes

Table	Select	Insert	Update	Delete
ITEM_SUP_COUNTRY_LOC	Yes	No	No	Yes
EDI_COST_LOC	Yes	No	No	Yes
EDI_COST_CHG	Yes	No	No	Yes
POS_MERCH_CRITERIA	Yes	No	No	Yes
ITEM_CHRG_HEAD	Yes	No	No	Yes
ITEM_CHRG_DETAIL	Yes	No	No	Yes
RECLASS_COST_CHG_QUEUE	Yes	No	No	Yes
ITEM_PUB_INFO	Yes	No	No	Yes
ITEM_MFQUEUE	Yes	No	No	Yes
ITEM_XFORM_HEAD	Yes	No	No	Yes
ITEM_XFORM_DETAIL	Yes	No	No	Yes
DEAL_ITEM_LOC_EXPLODE	Yes	No	No	Yes
ITEM_APPROVAL_ERROR	Yes	No	No	Yes

I/O Specification

N/A

Deals Maintenance Batch

Overview

Deals in RMS apply to two areas of processing:

1. Deals that are set up and approved in the system are used to calculate and add discounts to ordered item-location combination costs on purchase orders. Costs for ordered item-location combinations are held on the ORDLOC table in the unit_cost column. The retailer has the choice of applying deals to orders online, or during the nightly batch run.
2. Approved deals are also used to calculate estimated future cost for item-supplier-origin-country-active date-location combinations. These estimated future costs are held on the FUTURE_COST table and are used by the Investment Buy modules.

This overview describes the processing of a deal, which involves batch modules that work toward populating the FUTURE_COST table, and the application of deals to purchase orders, which involves batch modules that calculate and save the discounted costs on the ORDLOC table.

Deal Concepts

A deal can be an off-invoice allowance, a bill-back, or a rebate. The four levels of costing in a deal that are calculated and inserted into the FUTURE_COST table are:

Base Cost—The starting cost of an item, prior to any processing, or the cost stored at the item-supplier-country (on the ITEM_SUPP_COUNTRY table) or item-supplier-country-location (on the ITEM_SUPP_COUNTRY_LOC table) level.

Net Cost—The cost after any off-invoice deals are applied. This is the cost that is sent to the supplier on the purchase order, as well as the cost that is used for invoice matching.

Net-Net Cost—The cost of an item following the application of any discounts associated with the item. Discounts are billback discounts that are offered and apply specifically to a purchase order.

Dead Net-Net Cost—Calculated as the final cost of the item. Along with the off-invoice deals and discounts that are applied, the dead net-net cost also includes any rebates for the item. Rather than being specific to an order, rebates are applied to all orders created during a specified time period, and are billed back at the end of the time period. This column is also used as an estimate for costs that appears on a purchase order on a given future date.

Within RMS, the batch programs recalculate these item cost levels based on the approved deals and the start and close date of the approved deals. These costs are then stored at the item-supplier-country-active date-location level on the FUTURE_COST table.

Types of Deals

There are three types of deals: off invoice, fixed deals, and bill-backs.

Fixed deals—Fixed deals are a lump sum deal based on proof of performance. For example, if a retailer highlights a particular product in their weekly sales flyer (and sends that flyer to the product's manufacturer as proof), then the manufacturer gives the retailer a \$100 discount on their order.

Off invoice versus bill-back—Both off-invoice and bill-back deals are based on a threshold. If the retailer meets or exceeds the threshold, then the deal is applied. Off-invoice deals are applied at the time of order. Bill-backs are deals that are applied after an order, receipt, or sale takes place, and are performance-based.

Rules that Apply to Deal Functionality

Here is a quick reference list of the rules that RMS enforces within its batch modules for deals:

- All deals must be at the location level because cost is held at the location level.
- Deals only apply to physical warehouse locations. All the virtual warehouses within a physical warehouse share the same item cost.
- All applicable deals are always applied. Bill Back deals are always applied against the PO or receipt cost or the retail price of the sale. They are not applied on top or after each other.
- Packs (complex or simple) are only applied to purchase order based deals. Packs are not exploded down to their components for deal application.
- Outstanding purchase order item shipments not yet received are automatically recalculated for applicable deals by default, unless the retailer indicates otherwise when setting up a deal.
- Bracket costs and scaling are always applied if applicable before deals are applied to the order.

Deal Process for Off-invoice

A deal is applied to purchase orders through the following steps. The batch programs for each step in the process are in parentheses. Each step is described along with its respective program(s) in greater detail in the sections that follow.

1. Define deals through the (DEALUPLD.PC) batch module, or online in RMS.
 - A deal is defined by the items, locations, and the terms and discounts that the trading partner—that is, the supplier—offers. The batch module DEALUPLD.PC or an RMS form can be used in this step.
2. Process Deals by populating the DEAL_SKU_TEMP and FUTURE_COST tables and also populating DEAL_CALC_QUEUE, which holds orders that may be affected by changed deals.
 - Processing a deal requires use of deal attributes held in RMS. These attributes determine the cost of an item at a location at a point in time.
3. Apply deals to orders (ORDDSCNT.PC).
 - When a deal is actually applied to a purchase order, the item cost is reduced. A retailer can apply a deal online. The ORDDSCNT.PC module applies a deal within the batch schedule.
4. Clean up deals (DEALCLS.PC) and (DEALPRG.PC).
 - Two batch modules close expired deals and purge dated deals from RMS tables.

Deal Process for Bill-backs

Bill-back deals are applied as follows:

1. Define deals online in RMS (DEALUPLD.PC can only be used for off invoice deals).
 - A deal is defined by the items, locations, and the terms and discounts that the trading partner – that is, the supplier, manufacturer, wholesaler or distributor – offers. Use an RMS form in this step.
2. Process deals by populating the following tables:
 - DEAL_SKU_TEMP
 - FUTURE_COST
 - DEAL_CALC_QUEUE (which holds orders that may be affected by changed deals)

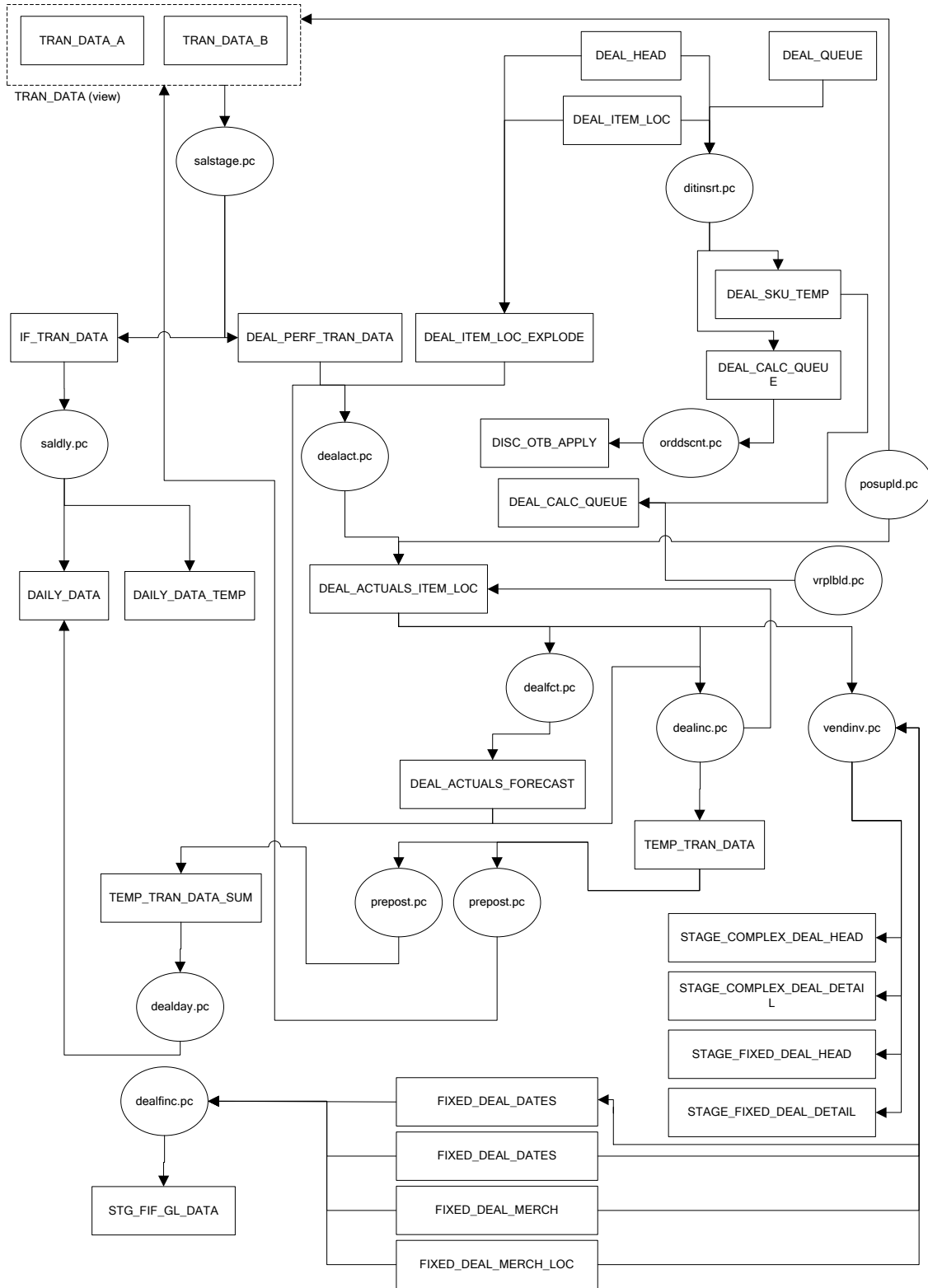
Processing a deal requires use of deal attributes held in RMS. These attributes determine the cost of an item at a location at a point in time.

3. DEALEX.PC extracts item/location information out to the DEAL_ITEM_LOC_EXPLODE table. SALSTAGE.PC, a secondary process, posts relevant sales and receipt transactions to the DEAL_PERF_TRAN_DATA table. DEALACT.PC uses both tables to aggregate on a daily basis the turnover for each deal component. DEALACT.PC also scans for approved POs.
4. At the end of the month, DEALINC.PC runs, and calculates income for each item/loc record. It runs before SALMTH.PC runs, and before the end of month processing. DEALINC.PC updates the DEAL_ACTUALS_ITEM_LOC table. The income that DEALINC.PC calculates is then rolled up by DEALFCT.PC to the DEAL_ACTUALS_FORECAST table for each deal component.
5. To post records to the general ledger and the stock ledger, run PREPOST.PC dealday pre (monthly), DEALDAY.PC (monthly), and PREPOST.PC dealday post.
6. VENDINVC.PC runs daily. It posts invoice information when the estimated next invoice date is reached and income is generated for a reporting period. In addition, it posts income for complex deals. It fills in the last invoice date with the end date of the last reporting period that is processed.
7. VENDINVF.PC runs daily. It posts invoice information when the estimated next invoice date is reached and income is generated for a reporting period. In addition, it posts income for fixed deals. It fills in the last invoice date with the end date of the last reporting period that is processed.
8. Clean up deals with DEALCLS.PC and DEALPRG.PC. These two batch modules close expired deals and purge dated deals from RMS tables.

Deals Process

The diagram below depicts the deals process.

Note: The DEALUPLD.PC, DEALCLS.PC, and DEALPRG.PC batch programs are not included in the diagram for the sake of readability.



Deals Processing

Multiple Sets of Books

The dealday, dealex, dealupld, ditinsrt, and vendinvf batch programs are impacted if you are using multiple sets of books. While a retailer likely will not notice a difference in terms of executing the batch, being aware of this interaction may help diagnose a problem if a batch fails to process. For additional information on multiple sets of books, see the Stock Ledger Batch chapter.

Wholesale and Franchise

The ditinsrt, and dealupld batch programs are impacted if you are using wholesale and franchise functionality. While a retailer likely will not notice a difference in terms of executing the batch, being aware of this interaction may help diagnose a problem if a batch fails to process. For additional information on wholesale and franchise, see the Wholesale/Franchise Batch chapter.

Legal Entities

The vendinvc batch program is impacted if you are specifying legal entities.

RMS truly reflects an importing process that is typical to a retailer's import business practices.

A global retailer that conducts an importing process within their business typically does so for legal or taxation reasons. For example, a company in Mexico has to comply with a government regulation mandating the need to provide "First Hand Sale" information to the end customer. First hand sale is referred to as any transaction between the direct importer of goods and the end customer. By setting up an importer entity within the company, a company in Mexico is able to comply with the regulation by sourcing the goods through the importer entity before transferring it to the store and warehouse locations.

RMS reflects a retailer's import business practices in the following ways:

- Recognizes an importer or exporter in the system operating in different entities as the retailer's regular retail store or warehouse.
- Allows purchase orders to stores and warehouses to flow through the importer or exporter.
- Handles shipments and receipts at the importer/exporter level.

Batch Design Summary

The following batch designs are included in this functional area:

Note: The batch program, POSUPLD.PC, has a functional connection to this chapter. For the design, please see the chapter, “Sales Posting Batch,” in this volume of the Operations Guide.

Note: The batch program, SALSTAGE.PC, has a functional connection to this chapter. For the design, please see the chapter, “Stock Ledger Batch,” in this volume of the Operations Guide.

- DEALACT.PC (Deal Actuals)
- DEALCLS.PC (Deal Close)
- DEALDAY.PC (Deal Daily Data)
- DEALFCT.PC (Deal Forecast)
- DEALINC.PC (Deal Income)
- DEALPRG.PC (Deal Purge)
- DEALUPLD.PC (Deal Upload)
- DISCOTBAPPLY.PC (Discount OTB apply)
- DITINSRT.PC (Deal-Item Insert)
- ORDDSCNT.PC (Order Discount Calculation)
- PREPOST.PC (Prepost Functionality for Multi-threadable Programs)
- VENDINVC.PC (Vendor Deal Invoicing)
- VENDINVF.PC (Vendor Deal Invoicing)

dealact (Deal Actuals)

Functional Area

Deals maintenance

Module Affected

DEALACT.PC

Design Overview

This program runs on a daily basis and calculate actuals information to update the deal actuals table at the item/location level for bill back non rebate deals, bill back purchase order rebate deals and bill back sales and receipts deals.

Scheduling Constraints

Schedule Information	Description
Processing Cycle	Phase 3, daily
Scheduling Considerations	Must be run daily after SALSTAGE.PC; otherwise data will be lost and income cannot be calculated retrospectively.
Pre-Processing	prepost dealact_nor pre prepost dealact_po pre prepost dealact_sales pre
Post-Processing	N/A
Threading Scheme	Multithreaded on Deal ID

Restart/Recovery

The logical unit of work is combination of deal_id/deal_detail_id. The database commit takes place when the number of deal_id/deal_detail_id records processed is equal to commit max counter in the restart control table.

Locking Strategy

N/A

Security Considerations

N/A

Performance Considerations

N/A

Key Tables Affected

Table	Select	Insert	Update	Delete
DEAL_HEAD	Yes	No	No	No
DEAL_BB_NO_REBATE_TEMP	Yes	No	No	No
DEAL_BB_REBATE_PO_TEMP	Yes	No	No	No

Table	Select	Insert	Update	Delete
DEAL_TRAN_DATA_TEMP	Yes	No	No	No
DEAL_ACTUALS_ITEM_LOC	No	Yes	Yes	No

I/O Specification

N/A

dealcls (Deal Close)**Functional Area**

Deals maintenance

Module Affected

DEALCLS.PC

Design Overview

The purpose of this module is to close any active deals that have reached their close date. It sets the status of "Off Invoice" and "Bill Back" deals to Closed. For "Off Invoice" deals, records are closed on the specified deal close date or when the deal close date has passed, where this module is not run daily.

Scheduling Constraints

Schedule Information	Description
Processing Cycle	Phase 3, Daily
Scheduling Considerations	N/A
Pre-Processing	N/A
Post-Processing	N/A
Threading Scheme	N/A

Restart/Recovery

N/A

Locking Strategy

N/A

Security Considerations

N/A

Performance Considerations

N/A

Key Tables Affected

Table	Select	Insert	Update	Delete
DEAL_HEAD	Yes	No	Yes	No
DEAL_QUEUE	Yes	Yes	No	No
COST_EVENT_DEAL	No	Yes	No	No

I/O Specification

N/A

dealday (Deal Tran Data Extract Summed Daily)**Functional Area**

Deals maintenance

Module Affected

DEALDAY.PC

Design Overview

This batch module creates/updates daily data for deal income sales and purchases. This program extracts data inserted by DEALINC.PC. In order to simplify this program, a dealday pre function (in prepost.pc) sums up the data into a temporary table. A dealday post function (in prepost.pc) copies data to transaction table and then purges temporary tables.

Scheduling Constraints

Schedule Information	Description
Processing Cycle	Phase 3, Monthly
Scheduling Considerations	Should be run after DEALINC.PC and before SALMTH.
Pre-Processing	Prepost .pc with parameters dealday pre
Post-Processing	Prepost .pc with parameters dealday post
Threading Scheme	Multithreaded on Location

Restart/Recovery

The logical unit of work is a transaction comprising the dept/class/subclass. A commit takes place after the number of dept/class/subclass records processed is greater than or equal to the max counter from the RESTART_CONTROL table.

Locking Strategy

N/A

Security Considerations

N/A

Performance Considerations

N/A

Key Tables Affected

Table	Select	Insert	Update	Delete
TEMP_TRAN_DATA_SUM	Yes	No	No	No
DAILY_DATA	Yes	Yes	Yes	No
MV_LOC_SOB	Yes	No	No	No

I/O Specification

N/A

dealfct (Deal Forecast)**Functional Area**

Deals maintenance

Module Affected

DEALFCT.PC

Design Overview

This program aggregates income for each item/location and recalculates forecasted values. It maintains forecast periods, deal component totals and deal totals. After determining which active deals need to have forecast periods updated with actuals, the program then sums up all the actuals for the deal reporting period and updates the table with the summed values and change the period from a forecast period to a fixed period. The program also adjusts either the deal component totals or the remaining forecast periods to ensure that the deal totals remain correct. For each deal, the program also maintains values held at header level.

Scheduling Constraints

Schedule Information	Description
Processing Cycle	Phase 3, Ad Hoc
Scheduling Considerations	After DEALINC.PC and before SALMONTH.PC.
Pre-Processing	prepost dealfct pre – build records in the DEALFCT_TEMP table
Post-Processing	N/A
Threading Scheme	Threaded by deal ID

Restart/Recovery

The logical unit of work is a Deal ID. A commit takes place after the number of deals records processed is equal to the commit max counter from the RESTART_CONTROL table.

Locking Strategy

DEAL_DETAIL table is being locked by the module.

Security Considerations

N/A

Performance Considerations

N/A

Key Tables Affected

Table	Select	Insert	Update	Delete
DEALFCT_TEMP	Yes	No	No	No
DEAL_ACTUALS_FORECAST	Yes	No	Yes	No
DEAL_HEAD	Yes	No	Yes	No
DEAL_DETAIL	Yes	No	Yes	No

I/O Specification

N/A

dealinc (Deal Income Calculation)**Functional Area**

Deals Maintenance

Module Affected

DEALINC.PC

Design Overview

This program generates incode for each item/location for bill-back deals. It retrieves deal attributes and actuals data from the deals tables for complex deals. It then calculates the income and updates the actuals table with the calculated income value. Additionally the program inserts the income value into the TEMP_TRAN_DATA table using the tran types deal sales and deal purchases.

Subsequent programs runs to perform forecast processing for active deals and rolls up TEMP_TRAN_DATA rows inserted by the multiple instances of this module and inserts/updates DAILY_DATA with the summed values and then inserts details from TEMP_TRAN_DATA into TRAN_DATA. Income is calculated by retrieving threshold details for each deal component and determines how to perform the calculation (that is, Linear/Scalar, Actuals Earned/Pro-Rate).

Scheduling Constraints

Schedule Information	Description
Processing Cycle	Phase 3, Monthly
Scheduling Considerations	Must be run before SALMTH.PC, after DEALACT.PC
Pre-Processing	prepost dealinc pre
Post-Processing	N/A
Threading Scheme	Threaded by deal ID

Restart/Recovery

The logical unit of work is a DEAL_ID, DEAL_DETAIL_ID combination. A commit takes place after the number of deals records processed is equal to the commit max counter from the RESTART_CONTROL table.

Locking Strategy

N/A

Security Considerations

N/A

Performance Considerations

N/A

Key Tables Affected

Table	Select	Insert	Update	Delete
DEAL_HEAD	Yes	No	No	No
DEAL_DETAIL	Yes	No	No	No
DEAL_ACTUALS_FORECAST	Yes	No	No	No
GTT_DEALINC_DEALS	Yes	Yes	No	Yes
DEAL_ACTUALS_ITEM_LOC	Yes	No	Yes	No
ITEM_MASTER	Yes	No	No	No
STORE	Yes	No	No	No
WH	Yes	No	No	No
TEMP_TRAN_DATA	No	Yes	No	No

I/O Specification

N/A

dealprg (Deals Purge)**Functional Area**

Deals maintenance

Module Affected

DEALPRG.PC

Design Overview

The purpose of this batch program is to purge deals after they have been held in the system for the specified number of history months after they are closed. The batch program will also delete deal performance tables based on the specified number of history months. This program will not cover PO-specific deals, which will be purged with the PO.

Scheduling Constraints

Schedule Information	Description
Processing Cycle	Ad Hoc
Scheduling Considerations	N/A
Pre-Processing	N/A
Post-Processing	N/A
Threading Scheme	N/A

Restart/Recovery

This program has inherent restart/recovery since records that were processed are deleted from the table. As a result, the driving cursor will never fetch the same records again.

Locking Strategy

N/A

Security Considerations

N/A

Performance Considerations

N/A

Key Tables Affected

Table	Select	Insert	Update	Delete
DEAL_HEAD	Yes	No	No	Yes
ORDHEAD_DISCOUNT	Yes	No	No	No
ORDLOC_DISCOUNT	Yes	No	No	No
FIXED_DEAL	Yes	No	No	Yes
DEAL_ACTUALS_ITEM_LOC	No	No	No	Yes
DEAL_ITEM_LOC_EXPLODE	No	No	No	Yes
FUTURE_COST	Yes	No	No	No
DEAL ACTUALS_FORECAST	No	No	No	Yes
DEAL_PROM	No	No	No	Yes
DEAL_THRESHOLD_REV	No	No	No	Yes
DEAL_QUEUE	No	No	No	Yes
POP_TERMS_FULFILLMENT	No	No	No	Yes
POP_TERMS_DEF	No	No	No	Yes
DEAL_DETAIL	No	No	No	Yes
FIXED_DEAL_MERCH_LOC	No	No	No	Yes
FIXED_DEAL_MERCH	No	No	No	Yes
FIXED_DEAL_DATES	No	No	No	Yes

I/O Specification

N/A

dealupld (Deal Upload)**Functional Area**

Deals maintenance

Module Affected

DEALUPLD.PC

Design Overview

The DEALUPLD program is used to upload the deals from an input file, which is created by an external system, into RMS. The external program translates the contents of the EDI upload file to RMS values (that is, its location's DUNS number to its RMS number) and also converts the file into RMS format.

Scheduling Constraints

Schedule Information	Description
Processing Cycle	PHASE 0 (daily)
Scheduling Diagram	This program should run as the first batch in the Deals batch cycle.
Pre-processing	N/A
Post-Processing	N/A

Restart/Recovery

The program uses File based restart recovery process. The logical unit of work is a single deal head detail record and its associated component records in the input file.

Locking Strategy

N/A

Security Considerations

N/A

Performance Considerations

N/A

Key Tables Affected

Table	Select	Insert	Update	Delete
ORDHEAD	Yes	No	No	No
SUPS	Yes	No	No	No
UOM_CLASS	Yes	No	No	No
DEAL_COMP_TYPE	Yes	No	No	No

Table	Select	Insert	Update	Delete
DEPS	Yes	No	No	No
GROUPS	Yes	No	No	No
ITEM_MASTER	Yes	No	No	No
ITEM_SUPPLIER	Yes	No	No	No
STORE	Yes	No	No	No
DISTRICT	Yes	No	No	No
REGION	Yes	No	No	No
AREA	Yes	No	No	No
CHAIN	Yes	No	No	No
WH	Yes	No	No	No
LOC_LIST_HEAD	Yes	No	No	No
LOC_LIST_DETAIL	Yes	No	No	No
COUNTRY	Yes	No	No	No
PACKITEM_BREAKOUT	Yes	No	No	No
PACKITEM	Yes	No	No	No
CODE_DETAIL	Yes	No	No	No
DEAL_HEAD	No	Yes	No	No
DEAL_DETAIL	No	Yes	No	No
POP_TERMS_DEF	No	Yes	No	No
DEAL_THRESHOLD	No	Yes	No	No
PARTNER_ORG_UNIT	Yes	No	No	No
DEAL_ITEMLOC_ITEM	No	Yes	No	No
DEAL_ITEMLOC_DIV_GRP	No	Yes	No	No
DEAL_ITEMLOC_DCS	No	Yes	No	No
DEAL_ITEMLOC_PARENT_DIFF	No	Yes	No	No

I/O Specification

Input File Layout

The input filename is not fixed; the input filename is determined by a runtime parameter. Records rejected by the import process are written to a reject file. The reject filename is not fixed; the reject filename is determined by a runtime parameter.

The input file structure should be as below:

```

FHEAD
{
THEAD  of DHDTL   REQUIRED   for deal head record
      TDETL      REQUIRED   1 deal head record
      TTAIL      REQUIRED   end of deal head record
      THEAD  of DCDTL   REQUIRED   for deal component records
      [
          TDETL      OPTIONAL  for deal component records
      ]
}

```

```

TTAIL          REQUIRED  end of deal component records
THEAD of DIDTL REQUIRED   for item-loc records
[
  TDETL        OPTIONAL for item-loc records
]
TTAIL          REQUIRED  end of item-loc records
THEAD of PPDTL REQUIRED   for proof of performance records
[
  TDETL        OPTIONAL for proof of performance records
]
TTAIL          REQUIRED  end of proof of performance records
THEAD of DTDTL  REQUIRED   for threshold records
[
  TDETL        OPTIONAL for threshold records
]
TTAIL          REQUIRED  end of threshold records
}
FTAIL

```

Record Name	Field Name	Field Type	Default Value	Description/Constraints
FHEAD	File Type Record Descriptor	Char(5)	FHEAD	Identifies file record type (the beginning of the input file).
	File Line Identifier	Numeric ID(10)	Sequential number Created by program.	ID of current line being read from input file.
	File Type Definition	Char(5)	EDIDU	Identifies file as 'EDI Deals Upload'
	File Create Date	Char(14)	Create date	Current date, formatted to 'YYYYMMDDHH24MISS'.
THEAD	File Type Record Descriptor	Char(5)	THEAD	Identifies file record type to upload a new deal header.
	File Line Identifier	Numeric ID(10)	Sequential number Created by program.	ID of current line being read from input file.
	Transaction Detail Record Type	Char(5)	DHDTL	Identifies file record type Deal Header. This record MUST BE FOLLOWED BY ONE AND ONLY ONE REQUIRED TDETL RECORD that holds the deal head information.
TDETL	File Type Record Descriptor	Char(5)	TDETL	Identifies file record type to upload a new deal.
	File Line Identifier	Numeric ID(10)	Sequential number Created by program.	ID of current line being read from input file.

Record Name	Field Name	Field Type	Default Value	Description/Constraints
	Partner Type	Char(6)	REQUIRED	<p>Type of the partner the deal applies to. Valid values are 'S' for a supplier, 'S1' for supplier hierarchy level 1 (for example, the manufacturer), 'S2' for supplier hierarchy level 2 (for example, the distributor) and 'S3' for supplier hierarchy level 3 (that is, the wholesaler). Descriptions of these codes are held on the codes table under a code_type of 'SUHL'.</p> <p>Information pertaining to a single deal has to belong to the same supplier, since a deal may have only one supplier hierarchy associated with it. Only items with the same supplier hierarchy can be on the same deal. Supplier hierarchy is stored at an item / supplier / country / location level.</p>
	Partner Id	Char(10)	Blank (space character string)	<p>Level of supplier hierarchy (for example, manufacturer, distributor or wholesaler), set up as a partner in the PARTNER table, used for assigning rebates by a level other than supplier. Rebates at this level include all eligible supplier/item/country records assigned to this supplier hierarchy level.</p> <p>This field is required if the Partner Type field was set to 'S1', 'S2' or 'S3'. This field must be blank if the Partner Type field was set to 'S'.</p>
	Supplier	Number (10)	Blank (space character string)	<p>Deal supplier's number. This supplier can be at any level of supplier hierarchy.</p> <p>This field is required if the Partner Type field was set to 'S'. This field must be blank if the Partner Type field was set to 'S1', 'S2' or 'S3'.</p>
	Type	Char(6)	REQUIRED	<p>Type of the deal. Valid values are A for annual deal, P for promotional deal, O for PO-specific deal or M for vendor-funded markdown. Deal types are held on the codes table under a code type of 'DLHT'.</p>
	Currency Code	Char(3)	Blank (space character string)	<p>Currency code of the deal's currency. All costs on the deal are held in this currency.</p> <p>If Type is 'O', 'P' or 'A', then Currency Code may not be blank. Currency Code has to be blank if Type is 'M'.</p>

Record Name	Field Name	Field Type	Default Value	Description/Constraints
	Active Date	Char(14)	REQUIRED	Date the deal will become active. This date will determine when deal components begin to be factored into item costs. For a PO-specific deal, the active_date is the order's written date.
	Close Date	Char(14)	Blank (space character string)	Date the deal will/did end. This date determines when deal components are no longer factored into item costs. It is optional for annual deals, required for promotional deals. It is left NULL for PO-specific deals. Close Date must not be blank if Type is 'P' or 'M'. Close Date has to be blank if Type is 'O'.
	External Reference Number	Char(30)	Blank (space character string)	Any given external reference number that is associated with the deal.
	Order Number	Number (8)	Blank (space character string)	Order the deal applies to, if the deal is PO-specific.
	Recalculate Approved Orders	Char(1)	REQUIRED	Indicates if approved orders should be recalculated based on this deal once the deal is approved. Valid values are Y for yes or N for no. Valid values are 'Y' and 'N'.
	Comments	Char (2000)	Blank (space character string)	Free-form comments entered with the deal.
	Billing Type	Char(6)	REQUIRED	Billing type of the deal component. Valid values are 'OI' for off-invoice, 'BB' for bill-back, 'BBVFP' for vendor funded promotion and 'BBVFM' for vendor funded markdown. Billing types are held on the codes table under a code type of 'DLBT'.
	Bill Back Period	Char(6)	Blank (space character string)	Code that identifies the bill-back period for the deal component. This field is only populated for billing types of 'BB' or 'BBVFP' or 'BBVFM'. Valid bill back period codes are 'W', 'M', 'Q', 'H', 'A'. If Billing Type is 'BB' then Bill Back Period must not be blank; if Billing Type is 'OI' (off invoice), then Bill back Period has to be blank.

Record Name	Field Name	Field Type	Default Value	Description/Constraints
	Deal Application Timing	Char(6)	Blank (space character string)	Indicates when the deal component should be applied - at PO approval or time of receiving. Valid values are 'O' for PO approval, 'R' for receiving. These values will be held on the codes tables under a code type of 'AALC'. It must be NULL for an M-type deal (vendor funded markdown).
	Threshold Limit Type	Char(6)	Blank (space character string)	Identifies whether thresholds are set up as qty values, currency amount values or percentages (growth rebates only). Valid values are 'Q' for qty, 'A' for currency amount. Threshold limit types are held on the codes table under a code type of 'DLLT'. It must be NULL for an M-type deal (vendor funded markdown) or if the threshold value type is 'Q' (buy/get deals). If Growth Rebate Indicator is 'Y', then the Threshold Limit Type has to be 'Q', 'A' or NULL.
	Threshold Limit Unit of Measure	Char(4)	Blank (space character string)	Unit of measure of the threshold limits, if the limit type is quantity. Only Unit of Measures with a UOM class of 'VOL' (volume), 'MASS' or 'QTY' (quantity) can be used in this field. Valid Unit of Measures can be found on the UOM_CLASS table. If the Threshold Limit Type is 'A', then Threshold Limit Unit of Measure has to be blank. If the Threshold Limit Type is 'Q', Threshold Limit Unit of Measure must not be blank. If Threshold Limit Type is blank, Threshold Limit Unit of Measure must be blank.
	Rebate Indicator	Char(1)	REQUIRED	Indicates if the deal component is a rebate. Deal components can only be rebates for bill-back billing types. Valid values are 'Y' for yes or 'N' for no. If Billing Type is 'OI', then Rebate Indicator must be 'N'.
	Rebate Calculation Type	Char(6)	Blank (space character string)	Indicates if the rebate should be calculated using linear or scalar calculation methods. Valid values are 'L' for linear or 'S' for scalar. This field is required if the rebate indicator is 'Y'. Rebate calculation types are held on the codes table under a code type of 'DLCT'. If Rebate Indicator is 'Y', then Rebate Calculation Type must not be blank. Otherwise it has to be blank.

Record Name	Field Name	Field Type	Default Value	Description/Constraints
	Growth Rebate Indicator	Char(1)	REQUIRED	Indicates if the rebate is a growth rebate, meaning it is calculated and applied based on an increase in purchases or sales over a specified period of time. Valid values are 'Y' for yes or 'N' for no. If Rebate Indicator is 'N', then Growth Rebate Indicator must be 'N'.
	Historical Comparison Start Date	Char(14)	Blank (space character string)	The first date of the historical period against which growth is measured in this growth rebate. Note performance and the rebate amount are not calculated - this field is for informational/reporting purposes only. If Growth Rebate Indicator is 'Y', then Historical Comparison Start Date must not be blank. Otherwise it must be blank.
	Historical Comparison End Date	Char(14)	Blank (space character string)	The last date of the historical period against which growth is measured in this growth rebate. Note performance and the rebate amount are not calculated - this field is for informational/reporting purposes only. If Growth Rebate Indicator is 'Y', then Historical Comparison End Date must not be blank. Otherwise it must be blank.
	Rebate Purchases or Sales Application Indicator	Char(6)	Blank (space character string)	Indicates if the rebate should be applied to purchases or sales. Valid values are 'P' for purchases or 'S' for sales. It is required if the rebate indicator is 'Y'. Rebate purchase/sales indicators will be held on the codes table under a code type of 'DLRP'. If the Rebate Indicator is 'Y', then the Rebate Purchases or Sales Application Indicator must not be blank. Otherwise it has to be blank.
	Security Indicator	Char	Y	Security Indicator
TTAIL	File Line Identifier	Char(5)	TTAIL	Identifies file record type (the end of the transaction detail).
	File Line Identifier	Numeric ID(10)	Sequential number Created by program.	ID of current line being read from input file.

Record Name	Field Name	Field Type	Default Value	Description/Constraints
THEAD	Transaction Record Counter	Numeric ID(6)	Sequential number Created by program.	Number of records/transactions in current transaction set (only records between thead and ttail). For DHDTL TDETL records this will always be 1!
	File Type Record Descriptor	Char(5)	THEAD	Identifies file record type to upload a new deal sub loop.
	File Line Identifier	Numeric ID(10)	Sequential number Created by program.	ID of current line being read from input file.
TDETL	Transaction Detail Record Type	Char(5)	DCDTL	Identifies file record type of sub loop as Deal Component Detail.
	File Type Record Descriptor	Char(5)	TDETL	Identifies file record type to upload deal components.
	File Line Identifier	Numeric ID(10)	Sequential number Created by program.	ID of current line being read from input file.
	Deal Component Type	Char(6)	REQUIRED	Type of the deal component, user-defined and stored on the DEAL_COMP_TYPE table.
	Application Order	Number (10)	Blank (space character string)	Number indicating the order in which the deal component should be applied with respect to any other deal components applicable to the item within the deal. This number is unique across all deal components within the deal. It must be NULL for an M-type deal (vendor funded markdown).
	Collect Start Date	Char(14)	Blank (space character string)	Date that collection of the bill-back should begin. If Billing Type is 'BB' then Collect Start Date must not be blank, otherwise it has to be blank.
Collect End Date	Char(14)	Blank (space character string)	Date that collection of the bill-back should end. If Billing Type is 'BB' then Collect End Date must not be blank, otherwise it has to be blank.	

Record Name	Field Name	Field Type	Default Value	Description/Constraints
	Cost Application Level Indicator	Char(6)	Blank (space character string)	Indicates what cost bucket the deal component should affect. Valid values are 'N' for net cost, 'NN' for net cost and 'DNN' for dead net cost. These values are held on the codes tables under a code type of 'DLCA'. It must be NULL for an M-type deal (vendor funded markdown).
	Pricing Cost Indicator	Char(1)	REQUIRED	Identifies deal components that should be included when calculating a pricing cost. Valid values are 'Y'es and 'N'o.
	Deal Class	Char(6)	Blank (space character string)	Identifies the calculation class of the deal component. Valid values are 'CU' for cumulative (discounts are added together and taken off as one lump sum), 'CS' for cascade (discounts are taken one at a time with subsequent discounts taken off the result of the previous discount) and 'EX' for exclusive (overrides all other discounts). 'EX' type deal components are only valid for promotional deals. Deal classes are held on the codes table under a code type of 'DLCL'. It must be NULL for an M-type deal (vendor funded markdown).
	Threshold Value Type	Char(6)	Blank (space character string)	Identifies whether the discount values associated with the thresholds are set up as qty values, currency amount values, percentages or fixed amounts. Valid values are 'Q' for qty, 'A' for currency amount, 'P' for percentage or 'F' for fixed amount. Qty threshold value (buy/get) deals are only allowed on off-invoice discounts. Deal threshold value types are held on the codes table under a code type of 'DLL2'. It must be NULL for an M-type deal (vendor funded markdown). If Billing Type is 'BB', then the Threshold Value Type must be 'A' or 'P'.
	Buy Item	Char(25)	Blank (space character string)	Identifies the item that must be purchased for a quantity threshold-type discount. This value is required for quantity threshold value type discounts. Otherwise it has to be blank.

Record Name	Field Name	Field Type	Default Value	Description/Constraints
	Get Type	Char(6)	Blank (space character string)	Identifies the type of the 'get' discount for a quantity threshold-type (buy/get) discount. Valid values include 'X' (free), 'P' (percent), 'A' (amount) and 'F' (fixed amount). They are held on the codes table under a code type of 'DQGT'. This value is required for quantity threshold value deals. Otherwise it has to be blank.
	Get Value	Number(2,4)	All 0s.	Identifies the value of the 'get' discount for a quantity threshold-type (buy/get) discount that is not a 'free goods' deal. The Get Type above identifies the type of this value. This value is required for quantity threshold value type deals that are not a Get Type of free. Otherwise it has to be 0. If Get Type is 'P', 'A' or 'F', then Get Value must not be blank. If the Get Type is 'X' or blank, then Get Value has to be blank.
	Buy Item Quantity	Number(1,4)	All 0s.	Identifies the quantity of the threshold 'buy' item that must be ordered to qualify for the 'free' item. This value is required for quantity threshold value type discounts. Otherwise it has to be 0.
	Recursive Indicator	Char(1)	REQUIRED	For 'buy/get free' discounts, indicates if the quantity threshold discount is only for the first 'buy amt.' purchased (e.g. for the first 10 purchased, get 1 free), or if a free item is given for every multiple of the 'buy amt' purchased on the order (e.g. for each 10 purchased, get 1 free). Valid values are 'Y' for yes or 'N' for no. If the Get Type is blank, then Recursive Indicator has to be 'N'.
	Buy Item Order Target Quantity	Number(1,4)	All 0s.	Indicates the targeted purchase level for all locations on a purchase order. This is the target level that is used for future calculation of net cost. This value is required for quantity threshold value type deals. Otherwise it has to be 0.
	Average Buy Item Order Target Quantity Per Location	Number(1,4)	All 0s.	Indicates the average targeted purchase level per location on the deal. This value is used in future cost calculations. This value is required for quantity threshold value type deals. Otherwise it has to be 0.

Record Name	Field Name	Field Type	Default Value	Description/Constraints
	Get Item	Char(25)	Blank (space character string)	<p>Identifies the 'get' item for a quantity threshold-type (buy/get) discount. This value is required for quantity threshold value deals. Otherwise it has to be blank.</p> <p>If Get Type is 'P', 'A', 'F' or 'X', then Get Item must not be blank. If the Get Type is blank, then Get Item has to be blank.</p>
	Get Quantity	Number(12,4)	All 0s.	<p>Identifies the quantity of the identified 'get' item that will be given at the specified 'get' discount if the 'buy amt' of the buy item is purchased. This value is required for quantity threshold value type discounts. Otherwise it has to be 0.</p> <p>If Get Type is 'P', 'A', 'F' or 'X', then Get Quantity must not be 0. If the Get Type is blank, then Get Quantity has to be 0.</p>
	Free Item Unit Cost	Number(20,4)	All 0s.	<p>For 'buy/get free' discounts, identifies the unit cost of the threshold 'free' item that will be used in calculating the prorated qty. discount. It defaults to the item/supplier cost, but can be modified based on the agreement with the supplier. It must be greater than zero as this is the cost that would normally be charged for the goods if no deal applied.</p> <p>If Get Type is 'P', 'A', 'F' or blank, then Free Item Unit Cost must be 0. If the Get Type is 'X', then Free Item Unit Cost must not be 0.</p>
	Transaction Level Discount Indicator	Char(1)	REQUIRED	<p>Indicates if the discount is a transaction-level discount (e.g. 10% across an entire PO).</p> <p>Valid Values are 'Y' or 'N'. If set to 'Y', Deal Class has to be 'CU' and Billing Type has to be 'OI'. No DIDTL or PPDTL records may be present for a Transaction Level Discount DCDTL record.</p>
	Comments	Char(2000)	Blank (space character string)	Free-form comments entered with the deal component.
TTAIL	File Line Identifier	Char(5)	TTAIL	Identifies file record type (the end of the transaction detail).

Record Name	Field Name	Field Type	Default Value	Description/Constraints
	File Line Identifier	Numeric ID(10)	Sequential number Created by program.	ID of current line being read from input file.
	Transaction Record Counter	Numeric ID(6)	Sequential number Created by program.	Number of records/transactions in current transaction set (only records between thead and ttail)
THEAD	File Type Record Descriptor	Char(5)	THEAD	Identifies file record type to upload a new deal sub loop.
	File Line Identifier	Numeric ID(10)	Sequential number Created by program.	ID of current line being read from input file.
	Transaction Detail Record Type	Char(5)	DIDTL	Identifies file record type of sub loop as Deal Component Item-location Detail.
TDETL	File Type Record Descriptor	Char(5)	TDETL	Identifies file record type to upload deal item-location details.
	File Line Identifier	Numeric ID(10)	Sequential number Created by program.	ID of current line being read from input file.
	Merchandise Level	Char(6)	REQUIRED	Indicates what level of the merchandise hierarchy the record is at. Valid values include '1' for company-wide (all items), '2' for division, '3' for group, '4' for dept, '5' for class, '6' for subclass, '7' for line, '8' for line/differentiator 1, '9' for line/differentiator 2, '10' for line/differentiator 3, '11' for line/differentiator 4 and '12' for . These level types are held on the codes table under a code type of 'DIML'.
	Company Indicator	Char(1)	REQUIRED	Indicates if the deal component is applied company-wide (that is, whether all items in the system will be included in the discount or rebate). Valid values are 'Y' for yes and 'N' for no.

Record Name	Field Name	Field Type	Default Value	Description/Constraints
	Division	Number (4)	Blank (space character string).	<p>ID of the division included in or excluded from the deal component. Valid values are on the DIVISION table.</p> <p>If Group is not blank, then Division must not be blank. If Merchandise Level is 2, then Division must not be blank and Group, Department, Class and Subclass must be blank.</p>
	Group	Number (4)	Blank (space character string).	<p>ID of the group included in or excluded from the deal component. Valid values are on the GROUPS table.</p> <p>If Department is not blank, then Group must not be blank. If Merchandise Level is 3, then Group must not be blank and Department, Class and Subclass must be blank.</p>
	Department	Number (4)	Blank (space character string).	<p>ID of the department included in or excluded from the deal component. Valid values are on the DEPS table.</p> <p>If Class is not blank, then Department must not be blank. If Merchandise Level is 4, then Department must not be blank and Class and Subclass must be blank.</p>
	Class	Number (4)	Blank (space character string).	<p>ID of the class included in or excluded from the deal component. Valid values are on the CLASS table.</p> <p>If Subclass is not blank, then Class must not be blank. If Merchandise Level is 5, then Class must not be blank and Subclass must be blank.</p>
	Subclass	Number (4)	Blank (space character string).	<p>ID of the subclass included in or excluded from the deal component. Valid values are on the SUBCLASS table.</p> <p>If Merchandise Level is 6 or more than 6, then Subclass must not be blank.</p>
	Item Parent	Char(25)	Blank (space character string)	<p>Alphanumeric value that uniquely identifies the item/group at the level above the item. This value must exist as an item in another row on the ITEM_MASTER table.</p> <p>If Merchandise Level is 7, then Item Parent or Item Grandparent must not be blank (at least one of them has to be given).</p>

Record Name	Field Name	Field Type	Default Value	Description/Constraints
	Item Grandparent	Char(25)	Blank (space character string)	<p>Alphanumeric value that uniquely identifies the item/group two levels above the item. This value must exist as both an item and an item parent in another row on the ITEM_MASTER table.</p> <p>If Merchandise Level is 7, then Item Parent or Item Grandparent must not be blank (at least one of them has to be given).</p>
	Differentiator 1	Char(10)	Blank (space character string)	<p>Diff_group or diff_id that differentiates the current item from its item_parent.</p> <p>If Item Grandparent, Item Parent and Differentiator 2 are blank, then Differentiator 1 must be blank. If Merchandise Level is 8, then Differentiator 1 must not be blank.</p>
	Differentiator 2	Char(10)	Blank (space character string)	<p>Diff_group or diff_id that differentiates the current item from its item_parent.</p> <p>If Item Grandparent, Item Parent and Differentiator 1 are blank, then Differentiator 2 must be blank. If Merchandise Level is 9, then Differentiator 2 must not be blank.</p>
	Differentiator 3	Char(10)	Blank (space character string)	<p>Diff_group or diff_id that differentiates the current item from its item_parent.</p> <p>If Item Grandparent, Item Parent and Differentiator 1 and 2 are blank, then Differentiator 3 must be blank. If Merchandise Level is 10, then Differentiator 3 must not be blank.</p>
	Differentiator 4	Char(10)	Blank (space character string)	<p>Diff_group or diff_id that differentiates the current item from its item_parent.</p> <p>If Item Grandparent, Item Parent and Differentiator 1, 2 and 3 are blank, then Differentiator 4 must be blank. If Merchandise Level is 10, then Differentiator 4 must not be blank.</p>
	Organizational Level	Char(6)	Blank (space character string)	<p>Indicates what level of the organizational hierarchy the record is at. Valid values include '1' for chain, '2' for area, '3' for region, '4' for district and '5' for location. These level types will be held on the codes table under a code type of 'DIOL'.</p> <p>If company indicator is N, this must not be blank. If location type is warehouse or location list, this must be 5.</p>

Record Name	Field Name	Field Type	Default Value	Description/Constraints
	Chain	Number (10)	Blank (space character string).	ID of the chain included in or excluded from the deal component. Valid values are on the CHAIN table. If org. level is 1, this field must not be blank.
	Area	Number (10)	Blank (space character string).	ID of the area included in or excluded from the deal component. Valid values are on the AREA table. If org. level is 2, this field and chain must not be blank.
	Region	Number (10)	Blank (space character string).	ID of the region included in or excluded from the deal component. Valid values are on the REGION table. If org. level is 3, this field, area, and chain must not be blank.
	District	Number (10)	Blank (space character string).	ID of the district included in or excluded from the deal component. Valid values are on the DISTRICT table. If org. level is 4, then this field, region, area, and chain must not be blank.
	Location	Number (10)	Blank (space character string).	ID of the location included in or excluded from the deal component. Valid values are on the STORE, WH, or LOC_LIST_HEAD table. If org. level is 5, this field must not be blank. Chain, area, region, and district should be blank if the loc_type is L or W. If the loc_type is S, then they all must not be blank. If Location Type is not blank, then Location must not be blank. Otherwise it has to be blank.
	Origin Country Identifier	Char(3)	Blank (space character string)	Origin country of the item that the deal component should apply to.
	Location Type	Char(1)	Blank (space character string)	Type of the location referenced in the location field. Valid values are 'S' and 'W'. Location types are held on the codes table under the code type 'LOC3'. If location is blank then this field has to be blank also.
	Item	Char(25)	Blank (space character string)	Unique alphanumeric value that identifies the item. If Merchandise Level is 10, then Item must not be blank.

Record Name	Field Name	Field Type	Default Value	Description/Constraints
	Exclusion Indicator	Char(1)	REQUIRED	Indicates if the deal component item/location line is included in the deal component or excluded from it. Valid values are 'Y' for yes or 'N' for no.
	Reference Line	Number (10)	REQUIRED	This value determines which line in the input file this item-loc record belongs to.
TTAIL	File Line Identifier	Char(5)	TTAIL	Identifies file record type (the end of the transaction detail).
	File Line Identifier	Numeric ID(10)	Sequential number Created by program.	ID of current line being read from input file.
	Transaction Record Counter	Numeric ID(6)	Sequential number Created by program.	Number of records/transactions in current transaction set (only records between thead and ttail)
THEAD	File Type Record Descriptor	Char(5)	THEAD	Identifies file record type to upload a new deal sub loop.
	File Line Identifier	Numeric ID(10)	Sequential number Created by program.	ID of current line being read from input file.
	Transaction Detail Record Type	Char(5)	PPDTL	Identifies file record type of sub loop as Proof of Performance Detail.
TDETL	File Type Record Descriptor	Char(5)	TDETL	Identifies file record type to upload deal proof of performance details.
	File Line Identifier	Numeric ID(10)	Sequential number Created by program.	ID of current line being read from input file.
	Deal Sub Item	Char(25)		Specific transaction level (or below) item that's proof of performance is being measured. This can be populated when the deal itself is on a case UPC but the proof of performance is on an individual selling unit.
	Proof of Performance Type	Char(6)	REQUIRED	Code that identifies the proof of performance type (that is, the term is that the item must be displayed on an end cap for 28 days - the pop_type is code 'ECD' for end cap display). Valid values for this field are stored in the code_type = 'PPT'. This field is required by the database.

Record Name	Field Name	Field Type	Default Value	Description/Constraints
	Proof of Performance Value	Number (20,4)	All 0s.	Value that describes the term of the proof of performance type (that is, the term is that the item must be displayed on an end cap for 28 days - the pop_value is 28). This field is required by the database if the record has a pop_value_type. If Proof of Performance Value is not blank, then Proof of Performance Value Type must not be blank. If Proof of Performance Value is blank, then Proof of Performance Value Type must be blank.
	Proof of Performance Value Type	Char(6)	Blank (space character string)	Value that describes the type of the pop_value (that is, the term is that the item must be displayed on an end cap for 28 days - the pop_value_type is the code 'DAYS' for days). Valid values for this field are stored in the code_type = 'PPVT'. This field is required by the database if the record has a pop_value. If Proof of Performance Value is not blank, then Proof of Performance Value Type must not be blank. If Proof of Performance Value is blank, then Proof of Performance Value Type must be blank.
	Vendor Recommended Start Date	Char(14)	Blank (space character string)	This column holds the date that the vendor recommends that the POP begin.
	Vendor Recommended End Date	Char(14)	Blank (space character string)	This column holds the date that the vendor recommends that the POP end.
	Planned Start Date	Char(14)	Blank (space character string)	This column holds the date that the merchandiser/category manager plans to begin the POP.
	Planned End Date	Char(14)	Blank (space character string)	This column holds the date that the merchandiser/category manager plans to end the POP.
	Comment	Char(255)	Blank (space character string)	Free-form comments.
	Reference Line	Number (10)	REQUIRED	This value determines which line in the input file this Proof of Performance record belongs to.
TTAIL	File Line Identifier	Char(5)	TTAIL	Identifies file record type (the end of the transaction detail).

Record Name	Field Name	Field Type	Default Value	Description/Constraints
THEAD	File Line Identifier	Numeric ID(10)	Sequential number Created by program.	ID of current line being read from input file.
	Transaction Record Counter	Numeric ID(6)	Sequential number Created by program.	Number of records/transactions in current transaction set (only records between thead and ttail)
	File Type Record Descriptor	Char(5)	THEAD	Identifies file record type to upload a new deal sub loop.
TDETL	File Line Identifier	Numeric ID(10)	Sequential number Created by program.	ID of current line being read from input file.
	Transaction Detail Record Type	Char(5)	DTDTL	Identifies file record type of sub loop as Deal Component Threshold Detail.
	File Type Record Descriptor	Char(5)	TDETL	Identifies file record type to upload deal threshold details.
	File Line Identifier	Numeric ID(10)	Sequential number Created by program.	ID of current line being read from input file.
	Lower Limit	Number (20,4)	REQUIRED	Lower limit of the deal component. This is the minimum value that must be met in order to get the specified discount. This value is either a currency amount or quantity value, depending on the value in the deal_detail.threshold_limit_type field of this deal component (Threshold Value Type field of the DCDTL record that this DTDTL record belongs to as specified in the reference line field).
Upper Limit	Number (20,4)	REQUIRED	Upper limit of the deal component. This is the maximum value for which the specified discount will apply. This value is either a currency amount or quantity value, depending on the value in the deal_detail.threshold_limit_type field of this deal component (Threshold Value Type field of the DCDTL record that this DTDTL record belongs to as specified in the reference line field).	

Record Name	Field Name	Field Type	Default Value	Description/Constraints
	Value	Number (20,4)	REQUIRED	Value of the discount that will be given for meeting the specified thresholds for this deal component. This value is either a currency amount or quantity value, depending on the value in the deal_detail.threshold_value_type field of this deal component (Threshold Value Type field of the DCDTL record that this DTDTL record belongs to as specified in the reference line field).
	Target Level Indicator	Char(1)	REQUIRED	Indicates if a threshold level is the targeted purchase or sales level for a deal component. This indicator is used for cost calculations. Valid values are 'Y' for yes and 'N' for no.
	Reference Line	Number (10)	REQUIRED	This value determines which line in the input file this Threshold record belongs to.
TTAIL	File Line Identifier	Char(5)	TTAIL	Identifies file record type (the end of the transaction detail).
	File Line Identifier	Numeric ID(10)	Sequential number Created by program.	ID of current line being read from input file.
	Transaction Record Counter	Numeric ID(6)	Sequential number Created by program.	Number of records/transactions in current transaction set (only records between thead and ttail)
FTAIL	File Line Identifier	Char(5)	FTAIL	Identifies file record type (the end of the input file).
	File Line Identifier	Numeric ID(10)	Sequential number Created by program.	ID of current line being read from input file.
	File Record Counter	Numeric ID(10)	Sequential number Created by program.	Number of records/transactions in current file (only records between head and tail)

discotbapply (Discount OTB Apply)

Functional Area

OTB

Module Affected

DISCOTBAPPLY.PC

Design Overview

This batch program is to be run after orddscnt to communicate the change in costs to open to buy (OTB). The order discount module (ORDDSCNT) inserts into DISC_OTB_APPLY table each approved order with items that are on deals. For each dept, class, subclass combination on this table, DISCOTBAPPLY calls build order receive function to update OTB, passing in the difference between the original cost and the final cost. If elc_ind on system_options is on and the associated OTB calculation type is 'C' (cost), the difference in cost is updated in order currency; otherwise, the cost difference is converted to the primary currency before updating OTB.

Scheduling Constraints

Schedule Information	Description
Processing Cycle	Phase 4 (Daily)
Scheduling Considerations	This module should be run after ORDDSCNT.PC.
Pre-Processing	N/A
Post-Processing	N/A
Threading Scheme	Multithreaded on department

Restart/Recovery

This program has inherent restart ability, because records are deleted from DISC_OTB_APPLY as they are processed. Array processing is used. Based on the commit_max_ctr set on RESTART_CONTROL table for this batch program, records are array fetched from DISC_OTB_APPLY table, processed and committed to the database.

Locking Strategy

N/A

Security Considerations

N/A

Performance Considerations

N/A

Key Tables Affected

Table	Select	Insert	Update	Delete
DISC_OTB_APPLY	Yes	No	No	Yes
ORDHEAD	Yes	No	No	No
OTB	No	No	Yes	No

I/O Specification

N/A

ditinsrt (Deal Item Insert)**Functional Area**

Deals maintenance

Module Affected

DITINSRT.PC

Design Overview**Scheduling Constraints**

Schedule Information	Description
Processing Cycle	Phase 1, Daily
Scheduling Considerations	ORDDSCNT.PC should run after this module
Pre-Processing	N/A
Post-Processing	N/A
Threading Scheme	Multiple processes can be run at the same time against different suppliers or partners specified as the input parameter to the program.

Restart/Recovery

The logical unit of work of this program is at the deal header level. A commit occurs when all details of a deal are processed. Inherent restart/recovery is achieved through deleting deals from the DEAL_QUEUE table when they are processed. Because DEAL_QUEUE is part of the driving cursor, processed deals will not be fetched again when the program restarts.

Locking Strategy

N/A

Security Considerations

N/A

Performance Considerations

N/A

Key Tables Affected

Table	Select	Insert	Update	Delete
DEAL_QUEUE	Yes	No	No	No
DEAL_HEAD	Yes	No	No	No
ITEM_SUPP_COUNTRY	Yes	No	No	No
ITEM_MASTER	Yes	No	No	No
DEPS	Yes	No	No	No
GROUPS	Yes	No	No	No
DIVISION	Yes	No	No	No
CHAIN	Yes	No	No	No
AREA	Yes	No	No	No
REGION	Yes	No	No	No
DISTRICT	Yes	No	No	No
WH	Yes	No	No	No
STORE	Yes	No	No	No
ITEM_LOC	Yes	No	No	No
ORDHEAD	Yes	No	No	No
ORDLOC_DISCOUNT	Yes	No	No	No
DEAL_QUEUE	No	No	No	Yes
SUPS	Yes	No	No	No
ITEM_SUPP_COUNTRY_LOC	Yes	No	No	No

I/O Specification

N/A

orddsct (Order Deal Discount)**Functional Area**

Deals maintenance

Module Affected

ORDDSCNT.PC

Design Overview

This module applies deals to a purchase order by calculating the discounts and rebates that are applicable to a purchase order. It fetches orders that need to be recalculated for cost from DEAL_CALC_QUEUE. Using the dealordlib shared library, it updates the unit cost and populates ORDLOC_DISCOUNT and ORDHEAD_DISCOUNT tables.

Scheduling Constraints

Schedule Information	Description
Processing Cycle	Phase 4, Daily
Scheduling Considerations	This program should run after DITINSRT. It should run before DISCOTBAPPLY in Phase 4, and before DEALCLS or DEALPRG in the deals batch cycle.
Pre-Processing	N/A
Post-Processing	N/A
Threading Scheme	Multithreaded by supplier

Restart/Recovery

This program has inherent restart ability, since records are deleted from deal_calc_queue as they are processed. Recommended maximum commit counter is low.

Locking Strategy

This program is attempted to obtain a read lock with a call to check_lock_and_validate function.

Security Considerations

N/A

Performance Considerations

N/A

Key Tables Affected

Table	Select	Insert	Update	Delete
DISC_OTB_APPLY	No	Yes	No	No
REV_ORDERS	No	Yes	No	No
ORD_LC_AMENDMENTS	No	Yes	Yes	Yes
DEAL_CALC_QUEUE	Yes	No	No	Yes
ORDHEAD	Yes	No	No	No
SUPS	Yes	No	No	No
CURRENCIES	Yes	No	No	No
ORDLOC_INV_COST	No	Yes	Yes	Yes
ORDLOC	No	No	Yes	No
ORDLOC_DISCOUNT	No	Yes	Yes	Yes
ORDHEAD_DISCOUNT	No	Yes	No	Yes
ORDLOC_DISCOUNT_BUILD	No	Yes	No	Yes
ORD_LC_AMENDMENTS	No	Yes	Yes	Yes

I/O Specification

N/A

vendinvc(Vendor deal Invoicing)

Functional Area

Deals Maintenance.

Module Affected

VENDINVC.PC

Design Overview

The batch module creates records in invoice match staging tables dealing for complex type deals.

The invoicing logic will be driven from the billing period estimated next invoice date for complex deals. The amount to be invoiced will be the sum of the income accruals of the deal since the previous invoice date (or the deal start date for the first collection).

Scheduling Constraints

Schedule Information	Description
Processing Cycle	PHASE 3
Scheduling Considerations	Must be run before salmnth.pc, after dealact.pc and before the new programs, which perform forecast processing and DAILY_DATA roll up.
Pre-Processing	prepost vendinvc pre – truncates STAGE_COMPLEX_DEAL_HEAD and STAGE_COMPLEX_DEAL_DETAIL tables
Post-Processing	prepost vendinvc post – calls the process_deal_head() function to update est_next_invoice_date of the deal to NULL.
Threading Scheme	Threaded by deal id

Restart/Recovery

The Logical Unit of Work for the program is a transaction consisting of deal_id, deal_detail_id. When the max commit point is reached, the data is updated.

Locking Strategy

N/A

Security Considerations

N/A

Performance Considerations

N/A

Key Tables Affected

Table	Select	Insert	Update	Delete
DEAL_HEAD	Yes	No	Yes	No

Table	Select	Insert	Update	Delete
DEAL_ACTUALS_ITEM_LOC	Yes	No	No	No
DEAL_ACTUALS_FORECAST	Yes	No	No	No
VAT_ITEM	Yes	No	No	No
STORE	Yes	No	No	No
WH	Yes	No	No	No
STAGE_COMPLEX_DEAL_HEAD	No	Yes	No	No
STAGE_COMPLEX_DEAL_DETAIL	No	Yes	No	No
VENDINVC_TEMP	Yes	No	No	No
PERIOD	Yes	No	No	No
SYSTEM_OPTIONS	Yes	No	No	No
SYSTEM_VARIABLES	Yes	No	No	No
SUPS_IMP_EXP	Yes	No	No	No

I/O Specification

N/A

vendinvf (Vendor Deal Invoicing)**Functional Area**

Deals Maintenance.

Module Affected

VENDINVF.PC

Design Overview

The batch module creates records in staging tables dealing for fixed type deals.

The invoicing logic is driven by the collection dates for fixed deals. The amount to be invoiced is retrieved directly from fixed deal tables for a given deal date.

Scheduling Constraints

Schedule Information	Description
Processing Cycle	PHASE 3
Scheduling Considerations	Must be run before salmnth.pc and before the new programs, which perform forecast processing and DAILY_DATA roll up.
Pre-Processing	prepost vendinvf pre - truncates STAGE_FIXED_DEAL_HEAD and STAGE_FIXED_DEAL_DETAIL tables
Post-Processing	prepost vendinvf post – calls the process_fixed_deal function to update the status of the fixed deal claim to 'I' (inactive)
Threading Scheme	Threaded by deal id

Restart/Recovery

The Logical Unit of Work for the program is a transaction consisting of deal_id and a collection date (date that the fixed deal should be claimed from the supplier). Data is committed to the database once the number of transactions processed reaches or exceeds the max_commit_ctr.

Locking Strategy

N/A

Security Considerations

N/A

Performance Considerations

N/A

Key Tables Affected

Table	Select	Insert	Update	Delete
FIXED_DEAL	Yes	No	No	No
FIXED_DEAL_DATES	Yes	No	No	No
FIXED_DEAL_MERCH	Yes	No	No	No
FIXED_DEAL_MERCH_LOC	Yes	No	No	No
SUBCLASS	Yes	No	No	No
STAGE_FIXED_DEAL_HEAD	No	Yes	No	No
STAGE_FIXED_DEAL_DETAIL	No	Yes	No	No
PERIOD	Yes	No	No	No
SYSTEM_OPTIONS	Yes	No	No	No
SYSTEM_VARIABLES	Yes	No	No	No

I/O Specification

N/A

Diff Ratio Build Batch

Overview

Diff ratios are used to assist in ordering distribution. The ratio of Diff IDs is based on sales history. Relative sales history is recorded by size differentiators, women's lingerie for example.

Wholesale and Franchise

The dfrtblld batch program is impacted if you are using wholesale and franchise functionality. While a retailer likely will not notice a difference in terms of executing the batch, being aware of this interaction may help diagnose a problem if a batch fails to process. For additional information on wholesale and franchise, see the Wholesale/Franchise Batch chapter.

Batch Design Summary

The following batch designs are included in this functional area:

- DFRTBLD.PC (Diff Ratio Build)

dfrtblld (Diff Ratio Build)

Functional Area

Diff ratio build

Module Affected

DFRTBLD.PC

Design Overview

The DFRTBLD.PC program reads the parameter setup on the DIFF_RATIO_HEAD table for diff_ratio_ids that were set up online and create size ratios for all size combinations that exist for the department/class/subclass. These ratios are also set up at the subclass/store level. When extracting sales history data, use sales history types (Clearance, Promotional, Regular) that have a value of 'Y' from the DIFF_RATIO_HEAD table to calculate the ratios.

Only diff_ratio_head records that are due to be rebuilt, or have been recently updated online (that is, have an update indicator set to 'Y') and are system generated (that is, have a system indicator set to 'Y') are processed in the nightly run.

Diff_ratio_detail records are written for all locations for each diff_ratio_head record that is rebuildable. These hold sales per diffs/total sales for the subclass. There are also diff_ratio_detail records written for each store that the diff_ratio's department/ class/ subclass/ sizes exist. These hold sales per diffs per store/total sales for the subclass at the store.

When extracting sales history from the Oracle Retail history tables, if the beginning or the end day to grab history lies in the middle of the week, then modify that date to be the previous end of week date.

For performance reasons, this program creates a comma delimited output data file for sql loader to upload data to table DIFF_RATIO_DETAIL. The control script for the sql loader is dfrtbld.ctl.

Scheduling Constraints

Schedule Information	Description
Processing Cycle	PHASE 3 (daily)
Scheduling Considerations	This program is likely run after sales information is uploaded into Oracle Retail.
Pre-Processing	N/A
Post-Processing	The SQL*Loader control file dfrtbld.ctl to load the data from output file.
Threading Scheme	Threaded by department

Restart/Recovery

This program is setup for multithreading and restart/recovery. The Logical Unit of Work is at the subclass level and is threaded by department using the view v_restart_dept. The commit_max_ctr field on the RESTART_CONTROL table determines the number of transactions that are processed before committing to the database.

Locking Strategy

N/A

Security Considerations

N/A

Performance Considerations

N/A

Key Tables Affected

Table	Select	Insert	Update	Delete
PERIOD	Yes	No	No	No
DIFF_RATIO_HEAD	Yes	No	Yes	No
DIFF_RATIO_DETAIL	No	No	No	Yes
DIFF_GROUP_DETAIL	Yes	No	No	No
V_RESTART_DEPT	Yes	No	No	No
ITEM_MASTER	Yes	No	No	No
ITEM_LOC_HIST	Yes	No	No	No

I/O Specification

This batch creates a comma delimited output data file for sql loader to upload data to table DIFF_RATIO_DETAIL. The control script for the sql loader is DFRTBLD.CTL.

Electronic Data Interchange (EDI) Batch

Overview

RMS supplies Pro*C programs that batch process supplier data sent or received through electronic data interchange (EDI).

RMS Files and EDI Translations

RMS' EDI programs either create an output file if the data is being transmitted to the supplier or accept an input file initiated by the supplier. In all cases, the file is translated by the customer's EDI translation software application. For instance, if the supplier transmits an item list, the customer inputs the actual EDI transmitted file into its translation software. The data is populated to a standard Oracle Retail flat file that the batch module expects to process. Conversely, whenever RMS downloads purchase order data to the supplier, the batch module outputs the data in, again, an Oracle Retail standard flat file format. The customer inputs this data to its EDI translation software that creates the EDI output that is transmitted to the supplier.

Multiple Sets of Books

The ediupcat and ediupack batch programs are impacted if you are using multiple sets of books. While a retailer likely will not notice a difference in terms of executing the batch, being aware of this interaction may help diagnose a problem if a batch fails to process. For additional information on multiple sets of books, see the Stock Ledger Batch chapter.

Wholesale and Franchise

The edidladd, edidlprd, ediupack, and ediupcat batch programs are impacted if you are using wholesale and franchise functionality. While a retailer likely will not notice a difference in terms of executing the batch, being aware of this interaction may help diagnose a problem if a batch fails to process. For additional information on wholesale and franchise, see the Wholesale/Franchise Batch chapter.

Country of Manufacture

The ediupcat batch program is impacted if you are specifying a country of manufacture. Within RMS, retailers have the ability to specify a "country of origin" which is understood as the country from which the item is manufactured. This is set up at the item/supplier relationship level. RMS allows multiple countries of origin for a single item/supplier record. A primary country of origin is always specified and the system requires it. This specified primary country of origin is then used throughout the system in the replenishment, PO and Trade Management functionalities.

For some retailers, "country of origin" and "country of manufacture" can be an interchangeable concept if items are sourced and manufactured in the same country. For example, if retailer XYZ purchases from a US Supplier ABC, 1000 quantities of Item A which is also manufactured in the US.

However, in the case of an import PO process, the sourcing country is different from the country of manufacture. Both the country of origin and country of manufacture should be available to the users during the PO creation process. The information is used both internally, for communication and logistical tracking and externally, for the correct assignment of charges by the Customs.

In RMS, retailers have the flexibility to specify the country of origin where HTS and lead times will be tracked.

Batch Design Summary

The following batch designs are included in this functional area:

Note: The batch program, EDIDLINV.PC, has a functional connection to this chapter. For the design, please see the chapter, “Invoice Matching Batch,” in this volume of the Operations Guide.

- EDIDLADD.PC (Store and Warehouse Address Download)
- EDIDLCON.PC (EDI Contract Information Download)
- EDIDLORD.PC (The New and Changed PO Download)
- EDIDLPRD.PC (Sales and Stock Activity Report Download)
- EDIPRG.PC (EDI Purge)
- EDIUPACK.PC (EDI Order Acknowledgement Upload)
- EDIUPADD.PC (New and Changed Supplier Address Upload)
- EDIUPAVL.PC (Supplier Availability for Contract Upload)
- EDIUPCAT.PC (New and Changed Upload from Supplier)

edidladd (EDI Location Address to Vendor Download)

Functional Area

EDI – Suppliers

Module Affected

EDIDLADD.PC

Design Overview

The purpose of this module is to download addresses of stores and warehouses to vendors.

The output file format is a standard Oracle Retail file format that is translated into EDI format by the Gentran translator. Addresses are downloaded in two different scenarios. The program downloads changes made to store or warehouse addresses into a flat file. Further, if a SYSTEM_OPTIONS table flag (addr_catalog) is set to true (Y), the addresses of all stores and warehouses are downloaded into a different file to be sent to suppliers.

For additional information about cost changes, see the chapter “Cost Change Batch” in this volume of the RMS Operations Guide.

Scheduling Constraints

Schedule Information	Description
Processing Cycle	Ad Hoc
Scheduling Considerations	N/A
Pre-Processing	N/A
Post-Processing	N/A
Threading Scheme	N/A

Restart/Recovery

Because of the lack of volume and the flexibility requirements of EDI, the program uses Oracle Retail's standard restart/recovery only minimally. The driving query volume is limited to the volume of the store and warehouse tables. Further, the output files are created if they do not exist and are overwritten if they already exist. In the event of a fatal error it is, therefore, reasonable to expect retailers to simply restart the job from the beginning without recovery.

Locking Strategy

N/A

Security Considerations

N/A

Performance Considerations

N/A

Key Tables Affected

Table	Select	Insert	Update	Delete
STORE	Yes	No	No	No
ADDR	Yes	No	Yes	No
ADD_TYPE_MODULE	Yes	No	No	No
ADD_TYPE	Yes	No	No	No
WH	Yes	No	No	No
SYSTEM_OPTIONS	Yes	No	Yes	No
PERIOD	Yes	No	No	No

I/O Specification

Output File Layout

Record Name	Field Name	Field Type	Default Value	Description
FHEAD	File head descriptor	Char(5)	FHEAD	Describes file line type

Record Name	Field Name	Field Type	Default Value	Description
	Line id	Number(10)	000000001	Sequential file line number
	Gentran ID	Char(4)	'DLADD'	Identifies file source
	Purpose code	Char(2)	04 (change) or 05 (replace)	Add/change location or replace whole list
TDETL	File record descriptor	Char(5)	TDETL	Identifies file record type
	Line id	Char(10)	increment	Line number of file
	Transaction number	Number(10)	Start at 1,increment	Identifies Transaction
	Date	Char(8)		Period.vdate YYYYMMDD
	Store or warehouse	Char(2)	SN (store) or WH (warehouse)	Location type
	Location	Number(10)		Store.store or wh.wh
	Location name	Char(150)		Store.store_name or wh.wh_name
	Address line 1	Char(240)		addr.add_1
	Address line 2	Char(240)		addr.add_2
	City	Char(120)		addr.city
	State	Char(3)		addr.state
	Postal code	Char(30)		addr.post
	Country	Char(3)		addr.country_id
	Address Type Description	Char(40)		add_type.type_desc
FTAIL	File record descriptor	Char(5)	FTAIL	Marks end of file
	Total No Lines	Char(10)		Total lines in file
	Total No TDETL lines	Number(10)		Total number of transaction lines excluding FHEAD and FTAIL.

edidlcon (EDI Contract Information Downloads)

Functional Area

EDI – Contracts

Module Affected

EDIDLCON.PC

Design Overview

This program is used to download EDI contract information. Contracts are only processed if they are in approved status and have an edi_contract_ind of 'Y' on the

CONTRACT_HEADER table. The output file of this program contains all records for the supplier contract data which are in approved status.

Scheduling Constraints

Schedule Information	Description
Processing Cycle	Phase 4 (Daily) or as needed
Scheduling Considerations	N/A
Pre-Processing	N/A
Post-Processing	N/A
Threading Scheme	N/A

Restart/Recovery

The logical unit of work for this program is set at the contract number. This program processes one contract number at a time.

Locking Strategy

N/A

Security Considerations

N/A

Performance Considerations

N/A

Key Tables Affected

Table	Select	Insert	Update	Delete
CONTRACT_HEADER	Yes	No	Yes	No
CONTRACT_COST	Yes	No	No	No
ITEM_MASTER	Yes	No	No	No
CONTRACT_DETAIL	Yes	No	No	No
WH	Yes	No	No	No
ITEM_SUPPLIER	Yes	No	No	No
DIFF_IDS	Yes	No	No	No

I/O Specification

Output File Layout

Record Name	Field Name	Field Type	Default Value	Description
FHEAD	File head descriptor	Char(5)	FHEAD	Describes file line type.
	Line Number	Number(10)	0000000001	Sequential file line number
	Gentran ID	Char(4)	'DNCN'	Identifies which translation Gentran uses.
	Current date	Char(14)		Vdate in YYYYMMDDHH24MISS format
THEAD	File head descriptor	Char(5)	THEAD	Describes file line type.
	Line Number	Number(10)		Sequential file line number
	Transaction Number	Number(10)		Sequential transaction number
	Supplier	Number(10)		Supplier number
	Contract Number	Number(6)		Contract number
	Contract type	Char(1)		Type of contract
	Department	Number(4)		Department
	Currency code	Char(3)		Currency code
	Total contract cost	Number(20)		Total cost of contract * 10000 (4 implied decimal places)
TDETL	File record descriptor	Char(5)	TDETL	Describes file line type
	Line Number	Number(10)		Sequential file line number
	Transaction number	Number(10)		Sequential transaction number
	Item Number Type	Char(6)		Item type
	Item Number	Char(25)		Item
	Ref Item Number Type	Char(6)		Reference item number type
	Ref Item Number	Char(25)		Primary reference item
	Diff1	Char(120)		Diff1 Description
	Diff2	Char(120)		Diff2 Description
	Diff3	Char(120)		Diff3 Description
	Diff4	Char(120)		Diff4 Description
	VPN	Char(30)		Vendor Product Number for an item

Record Name	Field Name	Field Type	Default Value	Description
	Unit cost	Number(20)		Unit cost of item *10000 (4 implied decimal places)
	Ready Date	Char(14)		Date on which the items are provided by supplier. This field contains only values for contract types of 'A' or 'B'.
	Ready Quantity	Number(20)		Quantity contracted with supplier*10000 (4 implied decimal points) This field contains only values for contract types of 'A' or 'B'.
	Location Type	Char(2)		'ST' (store) or 'WH' (warehouse) This field contains only values for contract types of 'A' or 'B'.
	Location number	Number(10)		Location number This field contains only values for contract types of 'A' or 'B'.
TTAIL	File Record descriptor	Char(5)	TTAIL	Describes file line type
	Line Number	Number(10)		Sequential file line number
	Transaction number	Number(10)		Sequential transaction number
FTAIL	File record descriptor	Char(5)	FTAIL	Marks the end of file
	Line number	Number(10)		Sequential file line number
	Number of lines	Number(10)		Number of lines in file not counting FHEAD and FTAIL

edidlord (EDI purchase order download)

Functional Area

EDI – Purchase Orders

Module Affected

EDIDLORD.PC

Design Overview

Orders created within the Oracle Retail system are written to a flat file if they are approved and marked as EDI orders. This module is used to write new and changed purchase order data to a flat file in the Oracle Retail standard format. The translation to EDI format takes place via an outside translator such as Gentran. The order revision tables and allocation revision tables are also used to ensure that the latest changes are being sent and to allow both original and modified values to be sent. These revision tables are populated during the online ordering process and the batch replenishment process whenever an order is approved, and constitutes a history of all revisions to the order.

If multi-channel is turned ON in the system, the program sums up all quantities to the physical warehouse level for an order, before writing it into the output file.

If shipments are to be pre-marked by the supplier for cross docking, then along with the order information: allocation, location and quantities are also sent.

If the backhaul type is specified as “Calculated”, then the backhaul allowances are calculated.

If the order contains pack items; hierarchical pack information is sent (this may include outer packs, inner packs, and fashion styles with associated pack templates as well as component item information).

Scheduling Constraints

Schedule Information	Description
Processing Cycle	Phase 4 (Daily), can also be run ad-hoc multiple times per day
Scheduling Considerations	This program needs to be scheduled after replenishment and ORDREV.PC.
Pre-Processing	N/A
Post-Processing	N/A
Threading Scheme	Multi-threaded by supplier

Restart/Recovery

The logical unit of work for this program is set at the supplier level. Threading is performed by the supplier using the v_restart_supplier view.

Restart ability is implied because the program updates ordhead.edi_sent_ind as records and are written out. The commit_max_ctr field should be set to prevent excessive rollback space usage, and to reduce the overhead of the file I/O. The recommended commit counter setting is 10000 records.

Locking Strategy

N/A

Security Considerations

N/A

Performance Considerations

N/A

Key Tables Affected

Table	Select	Insert	Update	Delete
ORDHEAD	Yes	No	Yes	No
ORDHEAD_REV	Yes	No	No	No
TERM	Yes	No	No	No
SUPS	Yes	No	No	No
ORDSKU	Yes	No	No	No
ORDSKU_REV	Yes	No	No	No
ITEM_MASTER	Yes	No	No	No
ORDLOC	Yes	No	No	No
ORDLOC_REV	Yes	No	No	No
ORDLOC_DISCOUNT	Yes	No	No	No
ALLOC_HEADER	Yes	No	No	No
ALLOC_DETAIL	Yes	No	No	No
ALLOC_REV	Yes	No	No	No
WH	Yes	No	No	No
PACKITEM_BREAKOUT	Yes	No	No	No
SUPS_PACK_TMPL_DESC	Yes	No	No	No
ITEM_SUPPLIER	Yes	No	No	No
ITEM_SUPP_COUNTRY	Yes	No	No	No
ITEM_SUPP_COUNTRY_DIM	Yes	No	No	No
STORE	Yes	No	No	No
ADDR	Yes	No	No	No

I/O Specification**Output File**

For a new order, the “old” fields should be blank. For a changed order, both old and new fields should hold values. If the value has changed, “Old” values come from the revision tables for the latest revision before the current one (the last one sent), while new orders come from the ordering tables.

FHEAD – REQUIRED: File identification, one line per file.

TORDR – REQUIRED: Order level information, one line per order.

TITEM – REQUIRED: Item description, multiple lines per order possible.

TPACK – OPTIONAL: Pack contents, multiple lines per order possible. This line is written only for pack items.

TSHIP – REQUIRED: Ship to location and quantity, allocation location, multiple lines per item possible. Allocation information is optional on this line—exists if premark_ind is 'Y'.

TTAIL – REQUIRED: Order end, one line per order.

FTAIL – REQUIRED: End of file marker, one line per file.

Record Name	Field Name	Field Type	Default Value	Description
FHEAD	Record descriptor	Char(5)	FHEAD	File head marker
	Line id	Number(10)	0000000001	Unique line id
	Translator id	Char(5)	DLORD	Identifies transaction type
	File create date	Char(14)		Vdate in YYYYMMDDHH24MISS format
TORDR	Record descriptor	Char(5)	TORDR	Order header information
	Line id	Number(10)		Unique file line id
	Transaction id	Number(10)		Unique transaction id
	Order change type	Char(2)		'CH' (changed) or 'NW' (new)
	Order number	Number(8)		Internal Oracle Retail order no
	Supplier	Number(10)		Internal Oracle Retail supplier id
	Vendor order id	Char(15)		External vendor_order_no (if available)
	Order written date	Char(14)		Order created date in YYYYMMDDHH24MISS format
	Original order approval date	Char(14)		Original order approval date in YYYYMMDDHH24MISS format
	Old Currency Code	Char(3)		Old order currency_code (ISO standard)
	New Currency Code	Char(3)		Changed order currency_code (ISO standard)
	Old Shipment Method of payment	Char(2)		Old ship_pay_method
	New Shipment Method of Payment	Char(2)		Changed ship_pay_method
	Old Transportation Responsibility	Char(2)		Old fob_trans_res
	Old Transportation Responsibility Description	Char(250)		Old fob_trans_res_desc
New Transportation Responsibility	Char(2)		Changed fob_trans_res	
New Trans. Resp. Description	Char(250)		New fob_trans_res_desc	

Record Name	Field Name	Field Type	Default Value	Description
	Old Title Passage Location	Char(2)		Old fob_title_pass
	New Title Passage Location	Char(2)		Changed fob_title_pass
	Old Title Passage Description	Char(250)		Old fob_title_pass_desc
	New Title Passage Description	Char(250)		Changed fob_title_pass_desc
	Old not before date	Char(14)		Old not_before_date in YYYYMMDDHH24MISS format
	New not before date	Char(14)		Changed not_before_date in YYYYMMDDHH24MISS format
	Old not after date	Char(14)		Old not_after_date in YYYYMMDDHH24MISS format
	New not after date	Char(14)		Changed not_after_date in YYYYMMDDHH24MISS format
	Old Purchase type	Char(6)		Old Purchase type
	New Purchase type	Char(6)		New Purchase type
	Backhaul allowance	Char(20)		Backhaul allowance
	Old terms description	Char(240)		Old terms description from terms table
	New terms description	Char(240)		New terms description from terms table
	Old pickup date	Char(14)		Old pickup date YYYYMMDDHH24MISS
	New pickup date	Char(14)		New pickup date YYYYMMDDHH24MISS
	Old ship method	Char(6)		Old ship method
	New ship method	Char(6)		New ship method
	Old comment description	Char(2000)		Old comment description
	New comment description	Char(2000)		New comment description
	Supplier DUNS number	Char(9)		Supplier DUNS number
	Supplier DUNS location	Char(4)		Supplier DUNS location
TITEM	File record descriptor	Char(5)	TITEM	Item info
	Line id	Number(10)		Unique line id
	Transaction id	Number(10)		Unique transaction id
	Item Number Type	Char(6)		Item_number_type

Record Name	Field Name	Field Type	Default Value	Description
	Item	Char(25)		Item (For a pack item, this is the pack number)
	Old Ref Item Number type	Char(6)		Item_number_type for old ref_item
	Old Ref Item	Char(25)		Old Ref_Item
	New Ref Item Number type	Char(6)		Item_number_type for new ref_item
	New Ref Item	Char(25)		Changed Ref_Item
	Vendor catalog number	Char(30)		Supplier_item (VPN)
	Free Form Description	Char(250)		Item_desc
	Supplier Diff 1	Char(120)		Supplier's diff 1
	Supplier Diff 2	Char(120)		Supplier's diff 2
	Supplier Diff 3	Char(120)		Supplier's diff 3
	Supplier Diff 4	Char(120)		Supplier's diff 4
	Pack Size	Number(12)		Supplier defined pack size * 10000 (4 implied decimal places)
TPACK	File record descriptor	Char(5)	TPACK	Pack component info
	Line id	Number(10)		Unique line id
	Transaction id	Number(10)		Unique transaction id
	Pack id	Char(25)		Packitem_breakout.pack_no (same as item for the pack item)
	Inner pack id	Char(25)		Inner pack identification
	Pack Quantity	Number(12)		Packitem_breakout.pack_item_qty*10000 (4 implied decimal places)
	Component Pack Quantity	Number(12)		Packitem_breakout.comp_pack_qty*10000 (4 implied decimal places)
	Item Parent Part Quantity	Number(12)		Packitem_breakout.item_parent_pt_qty*10000 (4 implied decimal places)
	Item Quantity	Number(12)		Packitem_breakout.item_qty*10000 (4 implied decimal places)
	Item Number Type	Char(6)		Item number type
	Item	Char(25)		Item
	Ref Item Number Type	Char(6)		Ref_item_number_type
	Ref Item	Char(25)		Ref_item

Record Name	Field Name	Field Type	Default Value	Description
	VPN	Char(30)		Supplier item (vpn)
	Supplier Diff 1	Char(120)		Supplier's diff 1
	Supplier Diff 2	Char(120)		Supplier's diff 2
	Supplier Diff 3	Char(120)		Supplier's diff 3
	Supplier Diff 4	Char(120)		Supplier's diff 4
	Item Parent	Char(25)		Required when Pack Template is not NULL
	Pack template	Number(8)		Pack template associated w/style (packitem_breakout.pack_tmpl_id)
	Template description	Char(250)		Description of pack template. sups_pack_tmpl_desc.sup_pack_desc
TSHIP	Record type	Char(5)	TSHIP	Describes the file record-shipment information
	Line id	Number(10)		Unique file line number
	Transaction id	Number(10)		Unique transaction number
	Location type	Char(2)		'ST' store or 'WH' warehouse
	Ship to location	Number(10)		Location value form ordloc (store or warehouse)
	Old unit cost	Number(20)		Old unit cost*10000 (4 implied decimal places)
	New unit cost	Number(20)		New unit cost*10000 (4 implied decimal places)
	Old quantity	Number(12)		Old qty_ordered *10000 or qty_allocated*10000 (4 implied decimal places)
	New quantity	Number(12)		Changed qty_ordered*10000 or qty_allocated*10000 (4 implied decimal places)
	Old outstanding quantity	Number(12)		Old (qty_ordered-qty_received)*10000 or (qty_allocated-qty_transferred)*10000 for an allocation (4 implied decimal places)
	New outstanding quantity	Number(12)		Changed qty_ordered-qty_received (4 implied decimal places)(or qty_allocated-qty_transferred, for an allocation)
	Cancel code	Char(1)		

Record Name	Field Name	Field Type	Default Value	Description
	Old cancelled quantity	Number(12)		Previous quantity cancelled (4 implied decimal places)
	New cancelled quantity	Number(12)		Changed quantity cancelled (4 implied decimal places)
	Quantity type flag	Char(1)		'S'hip to 'A'llocate
	Store or warehouse indicator	Char(2)		'ST' (store) or 'WH' (warehouse)
	Old x-dock location	Number(10)		Alloc_detail location (store or wh)
	New x-dock location	Number(10)		Alloc_detail location (store or wh)
	Case length	Number(12)		Case length (4 implied decimal places)
	Case width	Number(12)		Case width (4 implied decimal places)
	Case height	Number(12)		Case height (4 implied decimal places)
	Case LWH unit of measure	Char(4)		Case LWH unit of measure
	Case weight	Number(12)		Case weight (4 implied decimal places)
	Case weight unit of measure	Char(4)		Case weight unit of measure
	Case liquid volume	Number(12)		Case liquid volume (4 implied decimal places)
	Case liquid volume unit of measure	Char(4)		Case liquid volume unit of measure
	Location DUNS number	Char(9)		Location DUNS number
	Location DUNS loc	Char(4)		Location DUNS loc
	Old unit cost init	Number(20)		Old unit cost init (4 implied decimal places)
	New unit cost init	Number(20)		New unit cost init (4 implied decimal places)
	Item/loc discounts	Number(20)		Item/loc discounts (4 implied decimal places)
TTAIL	Record type	Char(5)	TTAIL	Describes file record – marks end of order
	Line id	Number(10)		Unique file line id
	Transaction id	Number(10)		Unique transaction id
	#Lines in transaction	Number(10)		Number of lines in transaction

Record Name	Field Name	Field Type	Default Value	Description
FTAIL	Record type	Char(5)	FTAIL	Describes file record – marks end of file
	Line id	Number(10)		Unique file line id
	#lines	Number(10)		Total number of transaction lines in file (not including FHEAD and FTAIL)

edidlprd (EDI Sales and Stock On Hand Report Download)

Functional Area

EDI – Sales and Inventory

Module Affected

EDIDLPRD.PC

Design Overview

The following guideline describes Oracle Retail's implementation of the ANSI 852 Product Activity Data transaction set.

The productivity data report is a sales audit summary that is sent to specified EDI vendors, giving sales details, current stock on hand for all location, and current in transit quantities for each of the items primarily supplied by that vendor.

This program polls all suppliers that require activity reporting. Those that require daily reports have daily sales information selected from the EDI_DAILY_SALES table, while those requiring weekly reports pull information from the ITEM_LOC_HIST and ITEM_MASTER tables to get the weekly sales data. The store level table ITEM_LOC is queried for current stock levels, and the quantities that are in-transit are derived from the transfer tables.

Scheduling Constraints

Schedule Information	Description
Processing Cycle	Phase 4 (Daily), or as needed.
Scheduling Considerations	N/A
Pre-Processing	Pre-processing queries and inserts all candidate suppliers to EDI_SUPS_TEMP table.
Post-Processing	Post-processing deletes data from EDI_DAILY_SALES table.
Threading Scheme	Multi-threaded by supplier through the locking of EDI_SUPS_TEMP table for each supplier fetched.

Restart/Recovery

Restart/recovery in this program is achieved through utilizing the global temporary table EDI_SUPS_TEMP. Once a supplier is processed, it is deleted from the EDI_SUPS_TEMP table to prevent the same supplier from being processed again during recovery.

Locking Strategy

This module locks the edi_sups_temp supplier record to prevent multiple threads from processing the same supplier. Once a supplier is processed, it is deleted from EDI_SUPS_TEMP table.

Security Considerations

N/A

Performance Considerations

N/A

Key Tables Affected

Table	Select	Insert	Update	Delete
SUPS	Yes	No	No	No
EDI_SUPS_TEMP	Yes	No	No	Yes
EDI_DAILY_SALES	Yes	Yes	Yes	No
PERIOD	Yes	No	No	No
COMPHEAD	Yes	No	No	No
SYSTEM_OPTIONS	Yes	No	No	No
STORE	Yes	No	No	No
WH	Yes	No	No	No
ITEM_SUPP_COUNTRY	Yes	No	No	No
ITEM_MASTER	Yes	No	No	No
ITEM_SUPPLIER	Yes	No	No	No
ITEM_LOC_HIST	Yes	No	No	No
ITEM_LOC_SOH	Yes	No	No	No
ITEM_SUPP_COUNTRY_LOC	Yes	No	No	No

I/O Specification**Output File Layout**

Record Name	Field Name	Field Type	Default Value	Description
FHEAD	File record descriptor	Char(5)	FHEAD	Describes record type
	Line number	Number(10)	0000000001	Sequential file line number
	File source	Char(5)	DLPRD	File Type
	File create date	Char(8)	Period.vdate	Vdate in YYYYMMDD format
THEAD	File record descriptor	Char(5)	THEAD	Identifies record type
	Line number	Number(10)		Sequential file line number

Record Name	Field Name	Field Type	Default Value	Description
	Transaction number	Number(10)		Sequential transaction number
	Report date	Char(8)		Vdate-lag days between reporting (vdate if supplier reports weekly) in YYYYMMDD format
	Supplier	Number(10)		Supplier Number
TITEM	File record descriptor	Char(5)	TITEM	Identifies file record type
	Line number	Number(10)		Sequential file line number
	Transaction number	Number(10)		Sequential transaction number
	Item	Char(25)		Item
	Item_Num_Type	Char(6)		Item Number Type
	Ref_Item	Char(25)		Reference item
	Ref_Item_Num_Type	Char(6)		Reference Item Number Type
	Vendor catalog number	Char(30)		VPN (Vendor Product Number)
	Item description	Char(250)		Item description (item desc)
TQUTY	File record descriptor	Char(5)	TQUTY	Identifies record type
	Line number	Number(10)		Sequential file line number
	Transaction number	Number(10)		Sequential transaction number
	Quantity descriptor	Char(15)		'On-hand' (stock) / 'Sold' (sales) / 'In transit'
	Location type	Char(2)		'ST' for store or 'WH' warehouse
	Location	Number(10)		Store or warehouse number
	Unit cost	Number(20)		Unit cost (4 implied decimal places) from item_supp_country_loc table (in supplier currency)
	Quantity	Number(12)		Quantity - 4 implied decimal places
TTAIL	File record descriptor	Char(5)	TTAIL	Identifies record type
	Line number	Number(10)		Sequential file line number
	Transaction lines	Number(6)		Number of lines for this transaction
FTAIL	File record descriptor	Char(5)		Identifies record type
	Line number	Number(10)		Total number of lines in file.

Record Name	Field Name	Field Type	Default Value	Description
	Number of transaction lines	Number(10)		Number of transaction lines in file.

ediprg (EDI Purge)

Functional Area

EDI

Module Affected

EDIPRG.PC

Design Overview

This program purges rejected EDI “new items” or cost changes on the edi temporary tables. New or changed item information as well as cost change information sent by suppliers are approved or rejected on-line. The items that are rejected are removed from the system when they exist for longer than the number of days specified on the SYSTEM_VARIABLES table. From SYSTEM_OPTIONS table the two columns edi_new_item_days and edi_cost_chg_days are used for EDI purging.

Scheduling Constraints

Schedule Information	Description
Processing Cycle	Ad Hoc (Monthly)
Scheduling Considerations	Towards the end of the batch cycle.
Pre-Processing	N/A
Post-Processing	N/A
Theading Scheme	N/A

Restart/Recovery

This program uses the commit_max_ctr on the RESTART_CONTROL table to periodically commit SQL delete operations.

Locking Strategy

N/A

Security Considerations

N/A

Performance Considerations

N/A

Key Tables Affected

Table	Select	Insert	Update	Delete
EDI_COST_CHG	Yes	No	No	Yes
EDI_NEW_ITEM	No	No	No	Yes
EDI_COST_LOC	No	No	No	Yes
SYSTEM_OPTIONS	Yes	No	No	No

I/O Specification

N/A

ediupack (EDI Supplier Order Acknowledgements and Changes)**Functional Area**

EDI – Purchase Orders

Module Affected

EDIUPACK.PC

Design Overview

This program has four functions: to acknowledge vendor receipt of a buyer-generated order without changes, to acknowledge vendor receipt of a buyer-generated order with date, cost or quantity modifications, to notify buyer of a vendor-generated order, and to acknowledge order cancellations.

All acknowledgements update the ORDHEAD table with acknowledgement information.

When the supplier sends the acknowledgement with modifications, it can send the entire purchase order or only the changes. The file details are matched to the current order. If the Not Before Date, Not After Date, Quantity, Price, and item all match the current order, then no changes were submitted. If one of the variables is blank, for example the price, assume that no pricing changes were made. As soon as one of the variables does not match, the order has been changed. These changes will not be written directly to the order; they will be written to the revision tables. Revisions will be accepted in the ordering dialog and changed orders will be resubmitted via EDIDLORD.

Vendor generated orders will create new orders by inserting new records on the EDI temporary order tables.

Scheduling Constraints

Schedule Information	Description
Processing Cycle	Phase 2 (Daily)
Scheduling Considerations	N/A
Pre-Processing	N/A
Post-Processing	N/A
Threading Scheme	N/A

Restart/Recovery

The files do not have enough volume to warrant the implementation of restart/recovery for commit/rollback considerations but minimal file-based restart/recovery capability will be added. The logical unit of work is a complete transaction represented by detail lines between the transaction header and transaction tail.

A savepoint is issued before each transaction header record is successfully processed. If a non-fatal error occurs, a rollback to the last savepoint is issued so that the rejected records are not posted to the database. If a fatal error occurs and restart is necessary, processing restarts at the last commit point.

Locking Strategy

N/A

Security Considerations

N/A

Performance Considerations

N/A

Key Tables Affected

Table	Select	Insert	Update	Delete
PERIOD	Yes	No	No	No
SYSTEM_OPTIONS	Yes	No	No	No
EDI_ORD_TEMP	No	Yes	Yes	No
DAILY_PURGE	Yes	No	No	No
ITEM_MASTER	Yes	No	No	No
ITEM_LOC	Yes	No	No	No
ITEM_SUPPLIER	Yes	No	No	No
ITEM_SUPP_COUNTRY	Yes	No	No	No
ITEM_SUPP_COUNTRY_LOC	Yes	Yes	Yes	No
ORDHEAD	Yes	No	Yes	No
ORDLOC	Yes	No	No	No
ORDSKU	Yes	No	No	No
ORDHEAD_REV	Yes	Yes	No	No
ORDLOC_REV	No	Yes	Yes	No
ORDSKU_REV	No	Yes	No	No
ORG_UNIT	Yes	No	No	No
PARTNER_ORG_UNIT	Yes	No	No	No
SUPS	Yes	No	No	No
PRICE_HIST	No	Yes	No	No
POS_MODS	No	Yes	No	No
ITEM_LOC_SOH	No	Yes	No	No

Table	Select	Insert	Update	Delete
STORE	Yes	No	No	No
WH	Yes	No	No	No

I/O Specification

Input File Layout

Record Name	Field Name	Field Type	Default Value	Description
FHEAD	File head descriptor	Char(5)	FHEAD	Describes file line type.
	Line id	Number(10)	0000000001	Sequential file line number
	File Type Definition	Char(4)	ORAK	Identifies file as 'Order Acknowledgment Import'.
THEAD	File record descriptor	Char(5)	THEAD	Describes file line type
	Line id	Number(10)	Line number in file	Sequential file line number
	Transaction number	Number(10)		Sequential transaction number
	Acknowledge type	Char(2)		AP-product replenishment AK- Acknowledge or change CA-cancel order (no detail)
	Order number	Char(15)		May be external order number (vendor order number) OR Oracle Retail order number
	Written_date	Char(8)		Written date in YYYYMMDD format
	Supplier number	Number(10)		Supplier number
	Not before date	Char(8)		Not_before_date YYYYMMDD
	Not after date	Char(8)		Not_after_date YYYYMMDD
	Purchase type	Char(6)		Specifies type of purchase – may be blank
Pickup date	Char(8)		Pickup_date YYYYMMDD – may be blank	
TITEM	File record descriptor	Char(5)	TITEM	Describes file line type
	Line id	Number(10)	Line number in file	Sequential file line number
	Transaction number	Number(10)		Sequential transaction number
	ITEM	Char(25)		Item (either item or ref_item must be defined)

Record Name	Field Name	Field Type	Default Value	Description
	Ref_item	Char(25)		Reference item (either item or ref_item must be defined)
	Vendor catalog number	Char(30)		VPN (Vendor Product Number)
	Unit cost value	Number(20)		Unit_cost * 10000 (4 implied decimal places)
	Loc_type	Char(2)		'ST' for store, 'WH' for warehouse
	Location	Number(10)		If NULL, apply to all locations for this item.
	Pickup location	Char(250)		Location to pick up item – may be blank
TSHIP	File record descriptor	Char(5)	TSHIP	Describes file line type
	Line id	Number(10)	Line number in file	Sequential file line number
	Transaction number	Number(10)		Sequential transaction number
	Store/wh indicator	Char(2)		'ST' for store, 'WH' for warehouse
	Ship to location	Number(10)		Store or warehouse number
	Quantity	Number(12)		Quantity ordered * 10000 (4 implied decimal places)
TTAIL	File record descriptor	Char(5)	TTAIL	Describes file line type
	Line id	Number(10)	Line number in file	Sequential file line number
	Transaction number	Number(10)		Sequential transaction number
	Lines in transaction	Number(6)		Total number of lines in this transaction
FTAIL	File record descriptor	Char(5)	FTAIL	Marks end of file
	Line id	Number(10)	Line number in file	Sequential file line number
	Number of transactions	Number(10)		Number of lines between FHEAD and FTAIL

ediupadd (EDI Supplier Address Upload)

Functional Area

EDI – Suppliers

Module Affected

EDIUPADD.PC

Design Overview

The EDIUPADD.PC batch program is used to read vendor/supplier sent EDI 838 Profile Data Files. These files are processed by vendor/supplier and used to update the Oracle Retail supplier address information.

Five different types of supplier addresses can be changed via this EDI interface. They are: business, postal, returned to, pick up and payment mailing address. This program always assumes that address information is primary for the address type.

Scheduling Constraints

Schedule Information	Description
Processing Cycle	Phase 2 (Daily) or as needed.
Scheduling Considerations	N/A
Pre-Processing	N/A
Post-Processing	N/A
Threading Scheme	N/A – File-based processing

Restart/Recovery

The program uses non-fatal error handling to process input files. There is not enough volume to warrant the use of restart/recovery. A commit does not occur until the end of file processing and therefore if fatal errors are encountered updates are not committed and the program can restart without recovery.

Locking Strategy

N/A

Security Considerations

N/A

Performance Considerations

N/A

Key Tables Affected

Table	Select	Insert	Update	Delete
SUPS	Yes	No	No	No
STATE	Yes	No	No	No
COUNTRY	Yes	No	No	No

Table	Select	Insert	Update	Delete
ADDR	Yes	Yes	Yes	No

I/O Specification

Input File Layout

Record Name	Field Name	Field Type	Default Value	Description
FHEAD	File record descriptor	Char(5)	FHEAD	Describes file line type
	Line number	Number(10)	0000000001	Sequential file line number
	Gentran_id	Char(5)	UPADD	Identifies the file type
	File create date	Char(14)		YYYYMMDDHH24MISS format
FDETL	File record descriptor	Char(5)	FDETL	Describes file line type
	Line number	Number(10)		Sequential file line number
	Transaction number	Number(10)		Sequential transaction number
	Add or Update	Char(1)		'A'dd or 'U'pdate address
	Address type	Char(2)		Addr.addr_type: 01 – Business 02 – Postal 03 – returns 04 – Pick Up (Order) 05 – Payment
	Supplier	Number(10)		Sups.supplier
	Address line 1	Char(240)		Addr.add_1
	Address line 2	Char(240)		Addr.add_2
	Address line 3	Char(240)		Addr.add_3
	Contact name	Char(120)		Addr.contact_name
	Contact Phone	Char(20)		Addr.contact_phone
	Contact fax	Char(20)		Addr.contact_fax
	City	Char(120)		Addr.city
	State	Char(3)		Addr.state
	Postal code	Char(30)		Addr.post
	Country	Char(3)		Addr.country_id
	FTAIL	File record descriptor	Char(5)	
Line number		Number(10)		Sequential file line number (total number of lines in file)

Record Name	Field Name	Field Type	Default Value	Description
	Number of transactions	Number(10)		Number of transactions in file

ediupavl (Supplier Availability for Contracts Upload)

Functional Area

EDI – Contracts

Module Affected

EDIUPAVL.PC

Design Overview

This module runs to upload a supplier availability schedule, which is a list of the items that a supplier has available. It writes data contained in this file to the RMS' SUP_AVAIL table. This data is associated with the contracts functionality.

Scheduling Constraints

Schedule Information	Description
Processing Cycle	Phase 1 (Daily)
Scheduling Considerations	N/A
Pre-Processing	N/A
Post-Processing	N/A
Threading Scheme	N/A – File-based processing

Restart/Recovery

N/A

Locking Strategy

N/A

Security Considerations

N/A

Performance Considerations

N/A

Key Tables Affected

Table	Select	Insert	Update	Delete
SUP_AVAIL	No	Yes	Yes	No

I/O Specification

Input File Layout

The input filename is not fixed; the input filename is determined by a runtime parameter. Records rejected by the import process are written to a reject file. The reject filename is not fixed; the reject filename is determined by a runtime parameter.

Record Name	Field Name	Field Type	Default Value	Description
FHEAD	Record descriptor	Char(5)	FHEAD	Describes file line type
	Line number	Number(10)	0000000001	Sequential file line number
	File type	Char(4)	SPAV	
	Create date	Char(14)		File create date YYYYMMDDHH24 MISS format
FDETL	Record descriptor	Char(5)	FDETL	Describes file line type
	Line number	Number(10)		Sequential file line number
	Transaction number	Number(14)		Sequential transaction number
	Supplier	Number(10)		
	Item type	Char(3)		'ITM', 'UPC', or 'VPN' item type
	Item id	Char(30)		Actual Item/UPC/VPN number
	Item supplement	Char(5)		UPC supplement
	Available quantity	Number(12)		Available quantity*10000 (4 implied decimal Places)
FTAIL	Record descriptor	Char(5)	FTAIL	Describes file line type
	Line number	Number(10)		Sequential file line number (total # lines in file)
	Number of detail records	Number(10)		Number of FDETL lines in file

ediupcat (New and Changed Upload from Supplier)

Functional Area

EDI – Suppliers

Module Affected

EDIUPCAT.PC

Design Overview

The purpose of the EDIUPCAT batch program is to update the EDI_NEW_ITEM and EDI_COST_CHANGE tables. This will allow the users to view and implement the vendor changes online instead of manually viewing and inserting information.

The input file format will be in a Oracle Retail standard file format, rather than EDI format. The translation from EDI 888 and EDI 879 (unit cost and case cost) to this standard format will be done by customers using an EDI translation product such as the Gentran translator.

Scheduling Constraints

Schedule Information	Description
Processing Cycle	Phase 2 (Daily) or as needed.
Scheduling Considerations	N/A
Pre-Processing	N/A
Post-Processing	N/A
Threading Scheme	N/A – File-based processing

Restart/Recovery

File-based restart/recovery is used. Each file detail is committed to the database separately.

Locking Strategy

N/A

Security Considerations

N/A

Performance Considerations

N/A

Key Tables Affected

Table	Select	Insert	Update	Delete
PERIOD	Yes	No	No	No
SUPS	Yes	No	No	No
ITEM_MASTER	Yes	No	No	No
ITEM_SUPPLIER	Yes	No	No	No

Table	Select	Insert	Update	Delete
EDI_NEW_ITEM	Yes	Yes	Yes	No
PACKITEM	Yes	No	No	No
ITEM_SUPP_COUNTRY	Yes	No	No	No
ITEM_SUPP_COUNTRY_LOC	Yes	No	No	No
ITEM_SUPP_COUNTRY_BRACKET_COST	Yes	No	No	No
V_DIFF_GROUP_HEAD	Yes	No	No	No
DIFF_GROUP_DETAIL	Yes	No	No	No
DIFF_IDS	Yes	No	No	No
ITEM_ZONE_PRICE	Yes	No	No	No
SUP_BRACKET_COST	Yes	No	No	No
WH	Yes	No	No	No
STORE	Yes	No	No	No
ITEM_LOC	Yes	No	No	No
EDI_COST_LOC	No	Yes	Yes	No
EDI_COST_CHG	No	Yes	Yes	No

I/O Specification

Input File Layout

The input filename is not fixed; the input filename is determined by a runtime parameter. Records rejected by the import process are written to a reject file. The reject filename is not fixed; the reject filename is determined by a runtime parameter.

Record Name	Field Name	Field Type	Default Value	Description
FHEAD	File Type Record Descriptor	Char(5)	FHEAD	Identifies file record type
	File Line Identifier	Number(10)	Sequential number.	Sequential file line number
	File Type Definition	Char(4)	UCAT	Identifies file type.
	File Create Date	Char(14)	Create date	Date on which the file was created in 'YYYYMMDDHH24MISS' format
FDETL	File Type Record Descriptor	Char(5)	FDETL	Identifies file record type
	File Line Identifier	Numeric(10)	Sequential number.	Sequential file line number
	Transaction sequence	Number(10)		Sequential transaction number
	Supplier	Number(10)		Supplier number
	Supplier Name	Char(240)		Supplier name

Record Name	Field Name	Field Type	Default Value	Description
	Duns Number	Number(9)		Dun and Bradstreet number identifies the supplier. Note the Duns Number and Duns Loc together, uniquely identifies a supplier.
	Duns Loc	Number(4)		Dun and Bradstreet number identifies the location of the supplier.
	Item	Char(25)		Item ID (blank if none)
	Ref item	Char(25)		Reference Item. For example, UPC (blank if none).
	Ref item type	Char(6)		Reference item type.
	Item Parent	Char (25)		Item Parent which uniquely identifies the item/group at the level above the item.
	Parent VPN	Char(30)		Vendor product number of the parent item
	VPN	Char(30)		Vendor product number of the item(blank if none)
	Supplier item differentiator 1	Char(120)		Item differentiator description 1 (for example, color, size, descriptions). This field is displayed later when entering the item into RMS to use as a basis for choosing an appropriate differentiator within RMS.
	Supplier item differentiator 2	Char(120)		Item differentiator description 2.
	Supplier item differentiator 3	Char(120)		Item differentiator description.
	Supplier item differentiator 4	Char(120)		Item differentiator description.
	Item description	Char(250)		Item description
	Short description	Char(120)		Item short description for point of sales.
	Effective date	Char(14)		Effective date in YYYYMMDDHH24MISS format
	Min order qty	Number(12)		Minimum order quantity * 10000 (4 implied decimal places)
	Max order qty	Number(12)		Maximum order quantity * 10000 (4 implied decimal places)

Record Name	Field Name	Field Type	Default Value	Description
	Lead time	Number(4)		Days from PO receipt to shipment
	Unit cost	Number(20)		Unit cost* 10000 (4 implied decimal places)
	Gross unit weight	Number(12)		Gross unit weight * 10000 (4 implied decimal places). The gross numeric value of weight per unit.
	Net unit weight	Number(12)		Net unit weight * 10000 (4 implied decimal places). The net numeric value of weight per unit.
	Unit weight UOM	Char(4)		Item unit weight unit of measure
	Unit length	Number(12)		Item unit length * 10000 (4 implied decimal places)
	Unit width	Number(12)		Item unit width * 10000 (4 implied decimal places)
	Unit height	Number(12)		Item unit height * 10000 (4 implied decimal places)
	Unit lwh UOM	Char(4)		Item unit dimension unit of measure.
	Unit liquid volume	Number(12)		Item unit liquid volume or capacity * 10000 (4 implied decimal places)
	Unit liquid volume UOM	Char(4)		Unit of measure of the item liquid volume/capacity
	Case ref item	Char(25)		Case reference number. For example: case UPC code.
	Case ref item type	Char(6)		Case reference number type. (blank if none).
	Case item desc	Char(250)		Case item description
	Case cost	Number(20)		Case Cost * 10000 (4 implied decimal places)
	Gross case weight	Number(12)		Gross weight of the case* 10000 (4 implied decimal places)
	Net case weight	Number(12)		Net weight of the case * 10000 (4 implied decimal places)
	Case weight UOM	Char(4)		Unit of measure of the case weight
	Case length	Number(12)		Case length * 10000 (4 implied decimal places)
	Case width	Number(12)		Case width * 10000 (4 implied decimal places)

Record Name	Field Name	Field Type	Default Value	Description
	Case height	Number(12)		Case height * 10000 (4 implied decimal places)
	Case lwh UOM	Char(4)		Case dimension unit of measure.
	Case liquid volume	Number(12)		Case liquid volume or capacity * 10000 (4 implied decimal places)
	Case liquid volume UOM	Char(4)		Unit of measure of the case liquid volume/capacity
	Gross pallet weight	Number(12)		Gross pallet weight* 10000 (4 implied decimal places)
	Net pallet weight	Number(12)		Net pallet weight * 10000 (4 implied decimal places)
	Pallet weight UOM	Char(4)		Unit of measure of the pallet weight
	Pallet length	Number(12)		Pallet length* 10000 (4 implied decimal places)
	Pallet width	Number(12)		Pallet width* 10000 (4 implied decimal places)
	Pallet height	Number(12)		Pallet height * 10000 (4 implied decimal places)
	Pallet lwh UOM	Char(4)		Pallet dimension unit of measure.
	Ti	Number(12)		Shipping units (cases) in one tier of a pallet * 10000 (4 implied decimal places)
	Hi	Number(12)		Number of tiers in a pallet (height). * 10000 (4 implied decimal places)
	Pack Size	Number(12)		Supplied pack size * 10000 i.e., Number of eaches per case pack. This is the quantity that orders must be placed in multiples of for the supplier for the item.
	Inner pack size	Number(12)		Supplied inner pack size* 10000 i.e., Number of eaches per inner container.
	Origin Country ID	Char(3)		Supplied origin country ID.
	Standard UOM	Char(4)		Unit of measure in which stock of the item is tracked at a corporate level.

Record Name	Field Name	Field Type	Default Value	Description
	UOM Conversion Factor	Number(20)		Conversion Factor, 10 implied decimal places. Conversion factor between an "Each" and the standard_uom when the standard_uom is not in the quantity class (e.g. if standard_uom = lb and 1 lb = 10 eaches, this factor will be 10). This factor will be used to convert sales and stock data when an item is retailed in eaches but does not have eaches as its standard unit of measure.
	Packing Method	Char(6)		Packing Method code (HANG,FLAT)
	Location	Number(10)		Location that the supplier distributes to or this may be a number used by the supplier to identify a non-Oracle Retail location.
	Location Type	Char(1)		This field will contain the type of location ('S' for store and 'W' for warehouse).
	Bracket Value 1	Number (12,4)		This will contain the primary bracket value of the supplier.
	Bracket UOM 1	Char(4)		This field will contain the unit of measure of the primary bracket.
	Bracket Type 1	Char (6)		This field will contain the UOM class.
	Bracket Value 2	Number (12,4)		This will contain the secondary bracket value for the supplier.
	Unit cost new	Number (20,4)		This field will contain the new unit cost of the bracket.
	Case Bracket Value 1	Number (12,4)		This will contain the primary bracket value of the supplier for a case UPC.
	Case Bracket UOM 1	Char(4)		This field will contain the unit of measure of the primary bracket for a case UPC.
	Case Bracket Type 1	Char (6)		This field will contain the UOM class for a case UPC.
	Case Bracket Value 2	Number (12,4)		This will contain the secondary bracket value for the supplier for a case UPC.

Record Name	Field Name	Field Type	Default Value	Description
	Case Unit cost new	Number (20,4)		This field will contain the new unit cost of the bracket for a case UPC.
	Item_diff_1	Char(10)		This field will hold a unique number (identifier) of the differential types. (For example, diff_type = 'S' might have these IDs: 1, 50, 1000; then diff_type= 'C' cannot use the same numbers; the IDs will have to be different: 2, 20,51, 1001)
	Item_diff_2	Char(10)		As above
	Item_diff_3	Char(10)		As above
	Item_diff_4	Char(10)		As above
	unit_retail	Number(20,4)		This field contains the suppliers recommended retail value for the item.
	retail_zone_group	Number(4)		This field contains the retail zone group number of the given item.
	consignment_rate	Number(12,4)		This field contains the consignment rate for this item for the supplier.
	break_to_sell_ind	Char(1)		Indicates whether item is a break to sell item.
	Item_level	Char(1)		Indicates the items' item_level
	Tran_level	Char(1)		Indicates the items' tran_level
	manu_country_id	Char(3)		Country of Manufacture
FTAIL	File Type Record Descriptor	Char(5)	FTAIL	Identifies file record type
	File Line Identifier	Numeric(10)	Sequential number..	Sequential file line number
	File Record Counter	Numeric ID(10)		Number of records/transactions processed in the current file

Future Cost Engine Batch

Overview

The future cost engine refers to the programs and database objects that are used to maintain the FUTURE_COST and DEAL_ITEM_LOC_EXPLODE tables.

The Future Cost Engine is designed with performance as a major priority. Every attempt has been made to do set operations where possible. If logic was needed that existed in parameter based – single row – packages the logic was rewritten specific for the Future Cost Engine as a set operation.

Tables

The FUTURE_COST table holds the expected cost of an item/supplier/origin country/location at a given point into the future. These values are used to help in many scenarios (for example, when trying to determine what a margin will be at a point in the future, or when doing investment buying).

The FUTURE_COST table only holds records for approved items at the transaction level. Parent and grandparent items are not held. Records are held for stockholding locations.

A useful concept when thinking about the FUTURE_COST table is a timeline. That is the changes for an item/supplier/origin country/location as they change over time.

Note: There is not a record for every day, just for days where a change occurs that affects one of the cost values.

In order to maintain the FUTURE_COST table, it is necessary to know exactly what item/supplier/origin country/location combinations are effected by any given cost event. This is not an easy thing to determine due to the ultra-flexible structure deal-related tables. The information is held in the DEAL_ITEM_LOC_EXPLODE table. It is stored after it is found once and referred back to from that point on.

The cost event tables are used as the parameter list to the Future Cost Engine. When clients call the Future Cost Engine rows are placed in the appropriate cost event tables. These rows are then used by the Future Cost Engine to control processing.

- COST_EVENT
- COST_EVENT_COST_CHG
- COST_EVENT_COST_ZONE
- COST_EVENT_DEAL
- COST_EVENT_ELC
- COST_EVENT_ITEM_COST_ZONE
- COST_EVENT_MERCH_HIER
- COST_EVENT_NEW_SUPP_COUNTRY
- COST_EVENT_NIL
- COST_EVENT_ORG_HIER
- COST_EVENT_PRIM_PACK
- COST_EVENT_RECLASS
- COST_EVENT_RESULT

- COST_EVENT_SUPPLIER_COUNTRY
- COST_EVENT_SUPP_COUNTRY
- COST_EVENT_SUPP_HIER
- COST_EVENT_DEAL_PASSTHRU
- COST_EVENT_COST_TMPL
- COST_EVENT_COST_RELATIONSHIP

The following table controls are used to configure the execution of the Future Cost Engine

- COST_EVENT_RUN_TYPE_CONFIG

The `cost_event_thread` table is used by the Future Cost Engine to divide cost events into chunks for threaded processing.

- COST_EVENT_THREAD

The `future_cost` and `deal_item_loc_explode` tables are the output of the Future Cost Engine.

- FUTURE_COST
- DEAL_ITEM_LOC_EXPLODE

The `future_cost_workspace` table is used to give a view to the impact of a cost event without actually performing the cost event. For example, this could be used to check what the effect on margin would be if a particular cost change is approved.

- FUTURE_COST_WORKSPACE

These global temporary tables are used internally by the Future Cost Engine to help during its processing. They also move processing off of the actual table and let the Future Cost Engine work against only those records that actually need to be processed thus helping performance.

- FUTURE_COST_TEMP
- DEAL_ITEM_LOC_EXPLODE_TEMP
- FUTURE_COST_BUYGET_HELP_TEMP
- FUTURE_COST_WORKING_TEMP
- COST_COM_TEMP

Note: All the gtt tables are replaced with permanent tables.

FUTURE_COST Events

There are three basic events that drive into `FUTURE_COST`. They are supplier cost changes, deals, and estimated landed cost components. When these events are added or removed from RMS they are recorded in the `FUTURE_COST` table. These are primary events.

There are other events that determine if primary events still apply to a given item/supplier/origin country/location combination. They are reclassifications, merchandise hierarchy changes, organization hierarchy changes, cost zone locations moves, item/cost zones changes, and supplier hierarchy changes. These are secondary events.

There are also two special events that cause new time lines to be created in `FUTURE_COST`. They are new item loc (when item/locations are ranged) and new item/supplier/country/location relationships (add and remove). These are initialization events.

The ITEM_LOC.PRIMARY_COST_PACK column plays a special roll in costing. When a primary costing pack is defined for an item, that item’s costing values are based on the primary_costing_pack not the item its self. When a primary costing pack is added, changed, or removed, this is a primary pack event.

Cost Event	Cost Event Type
Supplier Cost Change	Primary
Deal	Primary
ELC Component	Primary
Reclassification	Secondary
Merchandise hierarchy	Secondary
Organization hierarchy	Secondary
Cost zone location moves	Secondary
Item/cost zone changes	Secondary
Supplier hierarchy	Secondary
New Item Location	Initialization
Item/supplier/country/location relationships	Initialization
Primary cost pack	Primary Pack
WF Cost Template	
WF Cost Template Relationship	
Deal Pass through	

Cost Calculations

Supplier starting cost is the starting point for every value on the FUTURE_COST table. It needs to be updated based on supplier cost changes and is reflected in the column on FUTURE_COST.

Deals are based on the BASE_COST column. The deal(s) discount is subtracted from the BASE_COST column and the results are reflected in the NET_COST, NET_NET_COST, DEAD_NET_COST columns. The COST_APPL_IND on the DEAL_DETAIL table controls which of the three FUTURE_COST columns is affected by the deal. Deals are also optionally applied into the PRICING_COST table based on the PRICE_COST_APPL_IND column on the DEAL_DETAIL table. More that one deal can affect an item/supplier/origin country/location combination at a time with specific rules to control application order.

Note: Deals are not applied for wholesale / franchise stores directly, if there is a deal on a source warehouse of a wholesale franchise then deal amount would be reflected on the wholesale / Franchise store based on the passthru pct.

ELC components control the population of the ELC_AMOUNT column on FUTURE_COST. The ELC_AMOUNT is then added from the PRICING_COST.

There are five basic steps in cost calculations: EXPLODE, MERGE, ROLL-FORWARD, PUSH BACK and PURGE:

- EXPLODE – determines what item/supplier/country/location combinations (timelines) are effected by the cost event being processed
- MERGE – updates the effected timelines with the cost event being processed.

- ROLL-FORWARD the effect of the cost event being processed.
 - Updates the UNIT_COST based on supplier cost changes
 - Updates the NET_COST, NET_NET_COST, DEAD_NET_COST based on deals
 - Updates the PRICING_COST based on deals
 - Updates the ELC amount based on ELC components
 - Updates the PRICING_COST based on ELC
 - Updates acquisition cost for wholesale/Franchise stores wherever applicable
- PUSH BACK – updates the FUTURE_COST and DEAL_ITEM_LOC_EXPLODE or FUTURE_COST_WORKSPACE tables with the effect of the processing.
- PURGE
 - Deletes records from the FUTURE_COST table that are before vdate - future_cost_history_days in system options. There is an exception to this rule. One record per item, supplier, country, location should exist even if past the history purge mark.
 - Deletes records from the DEAL_ITEM_LOC_EXPLODE table that are no longer valid. Secondary events such as reclassification only create DEAL_ITEM_LOC+_EXPLODE records for the new hierarchy but do not delete the old ones. The purge process takes care of this deletion.

Note: Information on the FUTURE_COST table is extracted to Oracle Retail Data Warehouse (RDW) daily via the ncstuidex.ksh RDW RETL script.

Future Cost Engine Transaction Control Configuration

The Future Cost Engine can be configured by cost event type in one of three ways:

- Batch

The method to be used by each cost event type is controlled by the COST_EVENT_RUN_TYPE_CONFIG table.

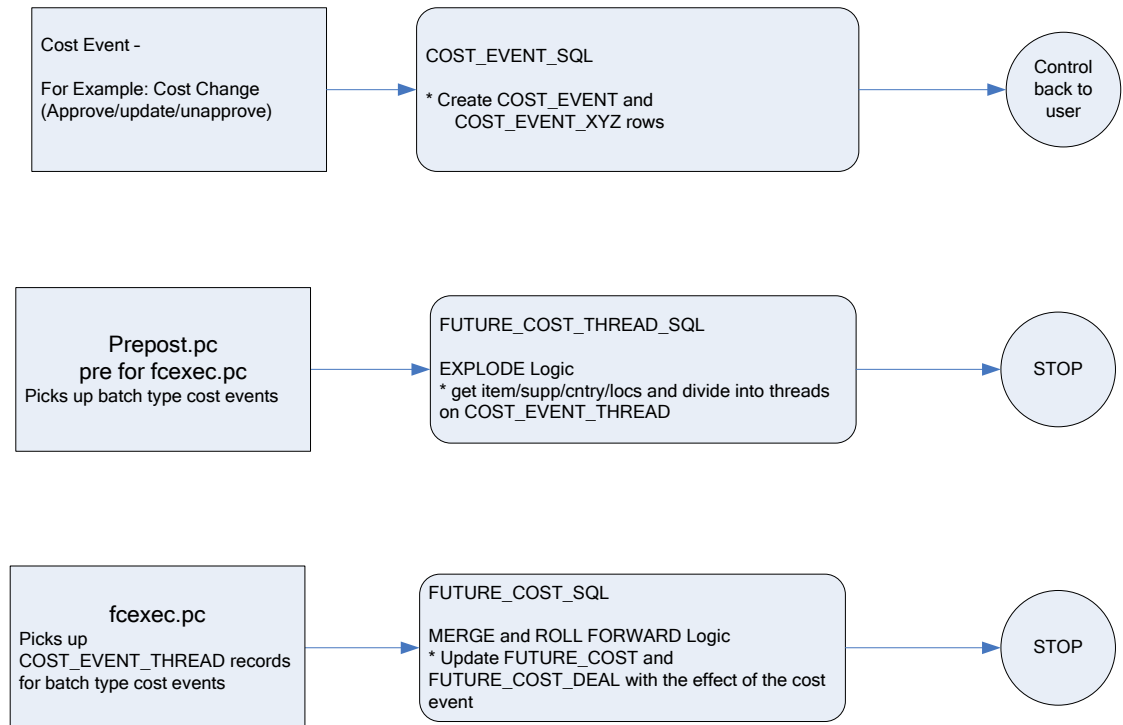
Batch

When running in batch mode, the Future Cost Engine is run during the nightly batch run. For example if the cost change event is configured to run in batch mode, the work done in the Future Cost Engine for the approval of a cost change runs during the next batch schedule run after the approval of the cost change.

Cost event types with an EVENT_RUN_TYPE set to 'BATCH' on COST_EVENT_RUN_TYPE_CONFIG runs in batch mode.

The fcexec.pc batch program and its associated prepost pre job contain logic to run the Future Cost Engine in batch mode.

Future Cost Engine - BATCH mode



Future Cost Engine Concurrency Control

Concurrency control is handled in the Future Cost Engine by locking the **FUTURE_COST_TABLE**. The sole job of the Future Cost Engine is maintaining the **FUTURE_COST** table and its helper **DEAL_ITEM_LOC_EXPLODE**. The first step in processing is to lock the item/supplier/origin country/location combinations that the cost event covers (after the identification of item/supplier/origin country/location combinations and chunking has been done). If a lock cannot be obtained, another cost event is already processing some of the data that is required. When this occurs the Future Cost Engine stops processing and records the results accordingly and the cost event can be retried at a later time.

Future Cost Engine Error Handling

The **COST_EVENT_RESULT** table is used to track all runs of the Future Cost Engine whether or not they succeeded. The table records a cost event ID and thread ID, the result code, and any error message that may exist. A special screen is used to search/access the results.

Future Cost Engine Threading/Chunking

The Future Cost Engine deals with large amounts of data. Its inputs can vary greatly in size. Its inputs can be one large driver or a group of smaller drivers. In order to deal with this volume and variation in input a configurable threading/chunking mechanism is built into the Future Cost Engine. The logical unit of work for the Future Cost Engine is unique item/supplier/origin country/location combinations. The number of item/supplier/origin country/location combinations per chunk is controlled by the MAX_TRAN_SIZE column on the COST_EVENT_RUN_TYPE_CONFIG.

When the transaction control is set to BATCH, the chunks are run in a threaded manner using the Pro*C batch program to coordinate execution.

Future Cost Engine Restartability

The Future Cost Engine provides the capability to restart failed events at either the thread level or at the event level.

The engine tracks status at the thread level through the COST_EVENT_RESULT table. A row is inserted into this table with a status of 'N'ew prior to thread execution. The same row is updated once the process has finished or failed with a 'C'omplete or 'E'rror status. Threads that had errors can be restarted by calling the REPROCESS_COST_EVENT public function in the FUTURE_COST_EVENT_SQL package and passing in the significant cost event id and thread. Threads that are currently being reprocessed have a status of 'R' (reprocessing).

There are cases wherein the engine can fail prior to the threading process. In this case, the COST_EVENT_RESULT table is empty but there is an existing COST_EVENT row. Restarting events at this level is done by calling REPROCESS_COST_EVENT but passing in NULL for the thread id parameter.

Batch Scheduling Considerations

The fcexec.pc batch program and its prepost pre job should run ad hoc or daily. When run daily, it is recommended that it be run after DITINSRT. The prepost pre job for fcexec.pc should be successfully run prior to running fcexec.pc.

Future Cost Engine Deal Calculations

The calculations for deal impact on the future_cost are complex. This section explains the calculations that are used.

Determine starting value (deal_detail.cost_appl_ind)

- Cumulative – start with the supplier cost (supplier cost)
- Cascade – start with the supplier cost minus any previously applied deals (deal_cost)

Amount Deals (deal_detail.threshold_value_type = A)

- New cost = deal_cost – discount amount (deal_threshold.value)

Percent Deals (deal_detail.threshold_value_type = P)

- New cost = deal_cost – (starting value * discount amount (deal_threshold.value) / 100)

Fixed Amount Deals (deal_detail.threshold_value_type = F)

- New cost = deal_cost – (supplier cost – discount amount (deal_threshold.value))

Quantity Deals (deal_detail.threshold_value_type = Q)

If `deal_detail.qty_thresh_buy_target < deal_detail.qty_thresh_buy_qty` – the deal is not applied.

1. Set `get_item_cost_init`, `buy_item_cost`, `get_item_cost`.
 - Calculating discount for Buy Item
 - Buy item = get item
 - `Get_item_cost_init` = supplier cost
 - `Buy_item_cost` = supplier cost
 - `Deal_detail.get_type` = X
 - `Get_item_cost` = `deal_detail.free_item_unit_cost` (converted to supplier currency)
 - `Deal_detail.get_type` != X
 - `Get_item_cost` = supplier cost
 - Buy item != get item
 - `Get_item_cost_init` = supplier cost
 - `Buy_item_cost` = supplier cost
 - `Get_item_cost` = supplier cost
 - Calculating discount for Get Item
 - Buy item = get item
 - see same section for Buy Item
 - Buy item != get item
 - `Get_item_cost_init` = supplier cost
 - `Buy_item_cost` = supplier cost
 - `Deal_detail.get_type` = X
 - `Get_item_cost` = `deal_detail.free_item_unit_cost` (converted to supplier currency)
 - `Deal_detail.get_type` != X
 - `Get_item_cost` = supplier cost
2. Set the `get_qty`.
 - `Deal_detail.qty_thresh_recur_ind` = N
 - `Get_item` = `buy_item`
 - `get_qty` = 0
 - if `deal_detail.qty_thresh_buy_target > deal_detail.qty_thresh_buy_qty`
 - `get_qty` = `deal_detail.qty_thresh_get_qty`
 - if `get_qty > deal_detail.qty_thresh_buy_target - deal_detail.qty_thresh.buy_qty`
 - `get_qty` = `deal_detail.qty_thresh_buy_target - deal_detail.qty_thresh_buy_qty`
 - `Get_item` != `get_item`
 - `Get_qty` = 0
 - if `deal_detail.qty_thresh_buy_target > deal_detail.qty_thresh_buy_qty`
 - `get_qty` = `deal_detail.qty_thresh_get_qty`
 - if `get_qty > deal_detail.qty_thresh_get_target`
 - `get_qty` = `deal_detail.qty_thresh_get_target`
 - `Deal_detail.qty_thresh_recur_ind` = Y

- Get_item = buy_item
 - Get_qty = 0
 - Get_qty = floor(deal_detail.qty_thresh_buy_target / (deal_detail.qty_thresh_buy_qty + deal_detail.qty_thresh_get_qty)) * deal_detail.qty_thresh_get_qty
 - Additional_qty = deal_detail.qty_thresh_buy_target - (deal_detail.qty_thresh_get_qty * (floor(deal_detail.qty_thresh_buy_target / (deal_detail.qty_thresh_buy_qty + deal_detail.qty_thresh_get_qty))))
 - Additional_qty > 0
 - Get_qty = get_qty + additional_qty
- Get_item != get_item
 - Get_qty = 0
 - Get_qty = floor(deal_detail.qty_thresh_buy_target / deal_detail.qty_thresh_buy_qty) * deal_detail.qty_thresh_get_qty
 - Get_qty > deal_detail.qty_thresh_get_target
 - Get_qty = deal_detail.qty_thresh_get_target

If get_qty <= 0 – the deal is not applied.

3. Set the total_discount.
 - Deal_detail.qty_thresh_get_type = X
 - Total_discount = get_item_unit_cost * get_qty
 - Deal_detail.qty_thresh_get_type = P
 - Total_discount = get_item_unit_cost * (deal_detail.qty_thresh_get_value / 100) * get_qty
 - Deal_detail.qty_thresh_get_type = A
 - deal_detail.qty_thresh_get_value < get_item_unit_cost
 - total_discount = deal_detail.qty_thresh_get_value * get_qty
 - deal_detail.qty_thresh_get_value >= get_item_unit_cost
 - total_discount = 0
 - Deal_detail.qty_thresh_get_type = F
 - deal_detail.qty_thresh_get_value < get_item_unit_cost
 - total_discount = (get_item_cost * deal_detail.qty_thresh_get_value) / get_qty
 - deal_detail.qty_thresh_get_value >= get_item_unit_cost
 - total_discount = 0

If total_discount <= 0 – the deal is not applied.

4. Set the discount
 - get_item = buy_item (same calculation for buy and get items)
 - get_discount_share = ((get_item_cost * get_qty) / ((buy_item_cost * (deal_detail.qty_thresh_buy_target - get_qty)) + (get_qty * get_item_cost)))
 - buy_discount_share = 1 - get_discount_share
 - new_get_item_cost = greatest (get_item_cost_init - ((total_discount * get_discount_share) / get_qty), 0)
 - new_buy_item_cost = deal_cost - ((total_discount * buy_discount_share) / (deal_detail.qty_thresh_buy_target - get_qty))

- if new_buy_item_cost is < 0 then
 - new_get_item_cost *= get_qty
 - new_get_item_cost += new_buy_item_unit_cost * (deal_detail.qty_thresh_buy_target - get_qty)
 - new_get_item_cost = greatest(new_get_item_cost / get_qty, 0)
 - new_buy_item_cost = 0
 - new_item_cost = ((new_get_item_cost * get_qty) + new_buy_item_cost * (deal_detail.qty_thresh_buy_target - get_qty)) / deal_detail.qty_thresh_buy_target
 - discount = deal_cost - new_item_unit_cost;
 - get_item != buy_item
 - get_discount_share = ((get_item_cost * get_qty) / ((buy_item_cost * deal_detail.qty_thresh_buy_target) + (get_item_cost * get_qty)))
 - buy_discount_share = 1- get_discount_share
 - new_get_item_cost = greatest(get_item_cost_init - ((total_discount * get_discount_share) / get_qty), 0)
 - item = get_item
 - discount = deal_cost - ((deal_cost * (deal_detail.qty_thresh_buy_target) + (new_get_item_cost * get_qty)) / deal_detail.qty_thresh_buy_target)
 - item = buy_item
 - new_buy_item_cost = deal_cost - ((total_discount * buy_discount_share) / deal_detail.qty_thresh_buy_target)
 - if new_buy_item_cost is < 0 then
 - new_get_item_cost *= get_qty
 - new_get_item_cost += new_buy_item_unit_cost * deal_detail.qty_thresh_buy_target
 - new_get_item_cost = greatest(new_get_item_cost / get_qty, 0)
 - new_buy_item_cost = 0
 - discount = deal_cost - new_buy_item_cost
5. Set the new cost
- NEW_COST = deal_cost - discount

Batch Design Summary

The following batch design is included in this functional area:

- FCEXEC.PC

fcexec (Future Cost Event Execute)

Functional Area

Costing

Module Affected

fcexec.pc

Design Overview

The fcexec.pc batch program executes the future cost engine in batch mode. The future cost engine's processing is configurable at the cost event level allowing in batch (BATCH). This processing configuration information is stored in the COST_EVENT_RUN_TYPE_CONFIG table.

Cost events set up to run in batch mode are threaded in the prepost pre process and passed to the future cost engine for processing by the main batch program. The prepost function for the fcexec batch is a call to the FUTURE_COST_THREAD_SQL.INSERT_BATCH_THREADS, which contains the threading logic. This function accepts x number of threads for the fcexec batch from the RESTART_CONTROL and uses this to thread all cost event records by item/supplier/country/location.

The current version of RMS Pro*C compiler does not support PL/SQL analytic function hence the threading logic is encapsulated in a PL/SQL function instead of a Pro*C function.

As this batch program only serves as a wrapper to call the cost engine, the Key Tables Affected section does not list the tables affected by the cost engine. More information regarding the future cost engine can be found in the Operations Guide.

Scheduling Constraints

Schedule Information	Description
Processing Cycle	Phase 2 (daily)
Scheduling Considerations	N/A
Pre-Processing	prepost fcexec pre
Post-Processing	N/A
Threading Scheme	Threaded by item, supplier, country and location

Restart/Recovery

The logical unit of work for this batch program is the cost_event_process_id on the COST_EVENT table.

Locking Strategy

Records to be processed are locked on the FUTURE_COST table by the future cost engine.

Security Considerations

N/A

Performance Considerations

N/A

Key Tables Affected

Table	Select	Insert	Update	Delete
RESTART_CONTROL	Yes	No	No	No
COST_EVENT	Yes	No	No	No
COST_EVENT_RUN_TYPE_CONFIG	Yes	No	No	No
COST_EVENT_THREAD	Yes	Yes	No	Yes
COST_EVENT_RESULT	Yes	Yes	No	No

I/O Specification

N/A

General Ledger (GL) Batch

Overview

RMS stages GL data for subsequent upload into a financial system. A set of batch processes gather and organize the data before using it to populate the staging table, STG_FIF_GL_DATA.

Multiple Sets of Books

The fifgldn1, fifgldn2, fifgldn3, and dealfinc batch programs are impacted if you are using multiple sets of books. While a retailer likely will not notice a difference in terms of executing the batch, being aware of this interaction may help diagnose a problem if a batch fails to process. For additional information on multiple sets of books, see the Stock Ledger Batch chapter.

Wholesale and Franchise

The fifgldn3 batch program is impacted if you are using wholesale and franchise functionality. While a retailer likely will not notice a difference in terms of executing the batch, being aware of this interaction may help diagnose a problem if a batch fails to process. For additional information on wholesale and franchise, see the Wholesale/Franchise Batch chapter.

Batch Design Summary

The following batch designs are included in this functional area:

- DEALFINC.PC (Deal Fixed Income)
- FIFGLDN1.PC (Financial General Ledger Download 1)
- FIFGLDN2.PC (Financial General Ledger Download 2)
- FIFGLDN3.PC (Financial General Ledger Download 3)

Tran_data codes

Code description	Tran code	Cost/retail	Stock ledger?
Book Transfers In	31	Cost/retail	Yes
Book Transfers Out	33	Cost/retail	Yes
Cash Discount	81	Retail	Yes
Clearance Markdown	16	Retail	Yes
Close Stock	52		
Cost Variance	70	Cost	Yes
Cost Variance - Cost Accounting	72	Cost	Yes
Cost Variance - Rec. Cost Adj. FIFO	73	Cost	
Cost Variance - Retail Accounting	71	Cost	Yes

Code description	Tran code	Cost/retail	Stock ledger?
Deal Income (purchases)	7	Cost (represents income)	Yes
Deal Income (sales)	6	Retail (represents income)	Yes
Employee Discount	60	Retail	Yes
Expense Up Charge - Receiving Location	29	Cost	Yes
Fixed Income Accrual	8	Cost (represents income)	No
Freight	26	Cost	Yes
Freight claim	62	Cost/retail	Yes
Gross Margin	53		
HTD GAFS	54	Retail	Yes
Inter Stocktake Sales Amt	55	Retail or cost depending on accounting method	No
Inter Stocktake Shrink Amt	56	Retail or cost depending on accounting method	No
Intercompany in	37	Cost/retail	Yes
Intercompany Margin	39	N/A (intercompany out at retail less intercompany out at cost)	No
Intercompany markdown	18	Retail	Yes
Intercompany markup	17	Retail	Yes
Intercompany Out	38	Cost/retail	Yes
Markdown Cancel	14	Retail	Yes
Markup	11	Retail	Yes
Markup Cancel	12	Retail	Yes
Net Sales	1	Cost/retail	Yes
Net Sales VAT Exclusive	2	Retail	Yes
Non-inventory Items Sales/Returns	3	Retail	No
Non-inventory VAT Exclusive Sales	5	Retail	No
Open Stock	50		
Ordering	0		
Permanent Markdown	13	Retail	Yes
Profit Up Charge - Receiving Location	28	Cost	Yes
Promotional Markdown	15	Retail	Yes

Code description	Tran code	Cost/retail	Stock ledger?
Purchases	20	Cost/retail	Yes
QC RTV	27	N/A	No
RDW Inbound Transfer Receipt	44	N/A	No
RDW Stock Ledger Adjustment	41	C/R	No
Reclassifications In	34	Cost/retail	Yes
Reclassifications Out	36	Cost/retail	Yes
Restocking Fee	65	Cost	Yes
Return to Vendor	24	Cost/retail	Yes
Returns	4	Cost/retail	Yes
Stock Adjustment	22	Cost/retail	Yes
Stock Adjustment – COGS	23	Cost/retail	Yes
Stocktake Actstk Cost/Retail	61	Cost/retail	No
Stocktake Bookstk Cost	59	Cost	No
Stocktake Mtd Sales Amt	57	Retail or cost depending on accounting method	No
Stocktake Mtd Shrink Amt	58	Retail or cost depending on accounting method	No
Transfers In	30	Cost/retail	Yes
Transfers Out	32	Cost/retail	Yes
Unavailable Inventory Transfer	25	Units only	No
Vat In Retail	87	Cost	
Vat Out Retail	88	Retail	
WO Activity – Post to Financials	64	Cost	Yes
WO Activity - Update Inventory	63	Cost	Yes
Wholesale/Franchise Markdowns	85	Retail	Yes
Wholesale/Franchise Markups	84	Retail	Yes
Wholesale/Franchise Restocking fee	86	N/A	No
Wholesale/Franchise Returns	83	Cost/retail	Yes
Wholesale/Franchise Sales	82	Cost/retail	Yes
Workroom/Other Cost of Sales	80	Retail	Yes

dealfinc (Deal Fixed Income)

Functional Area

Deals maintenance

Module Affected

DEALFINC.PC

Design Overview

This module writes to the STG_FIF_GL_DATA financial staging table to perform stock ledger processing for fixed deals. It splits deal income over all dept/class/subclass locations on the deal. This prorated income will be written to the general ledger under a suitable cost center mapping. Each merchandise level/location on the deal will have an associated contrib_ratio to determine how much of the total amount will be apportioned to items in that merchant/location. Because the user could have entered any fraction of 1 into these fields, the contrib_ratios probably will not add up to 1. Therefore, the ratios are prorated across all locations so they add up to 1. This value is then apportioned between all subclasses for the general ledger.

When integrated with PeopleSoft Enterprise Financials through the Application Integration Architecture (AIA), the program also generates and attaches a reference key to the records in STG_FIF_GL_DATA. The reference key can be used for drill back and drill forward operations between PeopleSoft Enterprise Financials and the Oracle Retail application.

Scheduling Constraints

Schedule Information	Description
Processing Cycle	Phase 3, Daily
Scheduling Considerations	Should be run after DEALACT.PC, before DEALFCT.PC, DEALDAY.PC and SALMTH.PC.
Pre-Processing	N/A
Post-Processing	N/A
Threading Scheme	Multithreaded on Deal ID

Restart/Recovery

The logical unit of work for this program is a deal_id. The database commit takes place when number of deal records processed is equal to the commit max counter in the restart control table.

Locking Strategy

N/A

Security Considerations

N/A

Performance Considerations

N/A

Key Tables Affected

Table	Select	Insert	Update	Delete
FIXED_DEAL	Yes	No	No	No
FIXED_DEAL_DATES	Yes	No	No	No
FIXED_DEAL_MERCH	Yes	No	No	No
FIXED_DEAL_MERCH_LOC	Yes	No	No	No
SUBCLASS	Yes	No	No	No
FIF_GL_CROSS_REF	Yes	No	No	No
STG_FIF_GL_DATA	No	Yes	No	No
MV_LOC_SOB	Yes	No	No	No
KEY_MAP_GL	No	Yes	No	No
FIXED_DEAL_GL_REF_DATA	No	Yes	No	No

I/O Specification

N/A

fifglDn1 (General Ledger Interface)**Functional Area**

General Ledger (GL) batch

Module Affected

FIFGLDN1.PC

Design Overview

This program extracts the detailed stock ledger information for certain transaction types on a daily basis in order to bridge the information to an interfaced financial application. The program reads from the IF_TRAN_DATA table for each transaction type/amount type and posts it to the Oracle Retail general ledger table (STG_FIF_GL_DATA) at the SKU detail level.

When integrated with PeopleSoft Enterprise Financials through the Application Integration Architecture (AIA), the program also generates and attaches a reference key to the records in STG_FIF_GL_DATA. The reference key can be used for drill back and drill forward operations between PeopleSoft Enterprise Financials and the Oracle Retail application.

Scheduling Constraints

Schedule Information	Description
Processing Cycle	PHASE 3 (daily)
Scheduling Considerations	Should run after SALSTAGE and prior to SALAPND.
Pre-Processing	N/A
Post-Processing	prepost FIFGLDN1 post

Schedule Information	Description
Threading Scheme	Threaded by department

Restart/Recovery

The logical unit of work is department/class/subclass. The batch is multithreaded using the v_restart_dept view.

Locking Strategy

N/A

Security Considerations

N/A

Performance Considerations

N/A

Key Tables Affected

Table	Select	Insert	Update	Delete
STORE	Yes	No	No	No
WH	Yes	No	No	No
PARTNER	Yes	No	No	No
IF_TRAN_DATA	Yes	No	No	No
CODE_DETAIL	Yes	No	No	No
FIF_GL_CROSS_REF	Yes	No	No	No
STG_FIF_GL_DATA	No	Yes	No	No
MV_LOC_SOB	Yes	No	No	No
KEY_MAP_GL	No	Yes	No	No

I/O Specification

N/A

fifglDn2 (General Ledger Interface)**Functional Area**

General Ledger (GL) batch

Module Affected

FIFGLDN2.PC

Design Overview

This program summarizes stock ledger data from the transaction staging table (IF_TRAN_DATA) based on the level of information required and writes it to the financial general ledger staging table. The transactions extracted are determined by the code_type 'GLRT' (general ledger rolled transactions). The written information can then

be extracted by the financial applications for general ledger purposes. Stock ledger information may be rolled-up at department, class or subclass level. The level at which information is rolled-up to is determined by the `gl_rollup` field on the `SYSTEM_OPTIONS` table.

When integrated with PeopleSoft Enterprise Financials through the Application Integration Architecture (AIA), the program also generates and attaches a reference key to the records in `STG_FIF_GL_DATA`. The reference key can be used for drill back and drill forward operations between PeopleSoft Enterprise Financials and the Oracle Retail application.

Scheduling Constraints

Schedule Information	Description
Processing Cycle	PHASE 3 (daily)
Scheduling Considerations	Should run after <code>salstage</code> and prior to <code>SALAPND</code> .
Pre-Processing	N/A
Post-Processing	N/A
Threading Scheme	Threaded by department

Restart/Recovery

The logical unit of work is dependent on the level of rollup defined in `system_options.gl_rollup`. It can be department (department rollup), department/class (class rollup) or department/class/subclass (subclass rollup). The batch is multithreaded using the `v_restart_dept` view.

Locking Strategy

N/A

Security Considerations

N/A

Performance Considerations

N/A

Key Tables Affected

Table	Select	Insert	Update	Delete
STORE	Yes	No	No	No
WH	Yes	No	No	No
PARTNER	Yes	No	No	No
IF_TRAN_DATA	Yes	No	No	No
CODE_DETAIL	Yes	No	No	No
FIF_GL_CROSS_REF	Yes	No	No	No
STG_FIF_GL_DATA	No	Yes	No	No
MV_LOC_SOB	Yes	No	No	No

Table	Select	Insert	Update	Delete
KEY_MAP_GL	No	Yes	No	No

I/O Specification

N/A

fifglDn3 (General Ledger Interface)**Functional Area**

General Ledger (GL) batch

Module Affected

FIFGLDN3.PC

Design Overview

This program summarizes stock ledger data from the monthly stock ledger table (MONTH_DATA) based on the level of information required and writes it to the financial general ledger staging table. The transactions extracted are determined by the code_type 'GLMT' (general ledger rolled transactions). The written information can then be extracted by the financial applications for general ledger purposes. Stock ledger information may be rolled-up at department, class or subclass level. The level at which information is rolled-up to is determined by the gl_rollup field on the SYSTEM_OPTIONS table.

When integrated with PeopleSoft Enterprise Financials through the Application Integration Architecture (AIA), the program also generates and attaches a reference key to the records in STG_FIF_GL_DATA. The reference key can be used for drill back and drill forward operations between PeopleSoft Enterprise Financials and the Oracle Retail application.

Scheduling Constraints

Schedule Information	Description
Processing Cycle	PHASE 3 (monthly)
Scheduling Considerations	Should run after SALMTH.
Pre-Processing	N/A
Post-Processing	N/A
Threading Scheme	Threaded by location

Restart/Recovery

The logical unit of work is dependent on the level of rollup defined in system_options.gl_rollup. It can be department (department rollup), department/class (class rollup) or department/class/subclass (subclass rollup). The batch is multithreaded using the v_restart_all_locations view.

Locking Strategy

N/A

Security Considerations

N/A

Performance Considerations

N/A

Key Tables Affected

Table	Select	Insert	Update	Delete
STORE	Yes	No	No	No
WH	Yes	No	No	No
PARTNER	Yes	No	No	No
MONTH_DATA	Yes	No	No	No
CODE_DETAIL	Yes	No	No	No
FIF_GL_CROSS_REF	Yes	No	No	No
FIF_GL_SETUP	Yes	No	No	No
TRAN_DATA_HISTORY	Yes	No	No	No
STG_FIF_GL_DATA	No	Yes	No	No
KEY_MAP_GL	No	Yes	No	No

I/O Specification

N/A

Geocode Hierarchy Batch

Overview

A geocode is the code that identifies a combination of the country, state, county, and city in which locations operate.

Batch Design Summary

The following batch design is included in this functional area:

- GCUPLD.PC (Geocode Hierarchy Upload)

gcupld (Geocode Hierarchy Upload)

Functional Area

Geocode hierarchy

Module Affected

GCUPLD.PC

Design Overview

A geocode identifies a combination of the country, state, county and city in which locations operate.

GCUPLD.PC (geocode hierarchy upload) provides the ability to upload geocodes from an outside source into RMS. This batch module lets retailers delete current geocodes and create new geocodes in the system. A flat file is used to feed the program the additions and deletions to the geocode tables. Validation determines if duplicate records exist, dependencies exist, and the flat file is in the correct format. If errors occur in the validation of the record, it is written out to a reject file to allow further investigation of the record.

Scheduling Constraints

Schedule Information	Description
Processing Cycle	Ad Hoc
Scheduling Considerations	Ad Hoc
Pre-Processing	N/A
Post-Processing	N/A
Threading Scheme	N/A

Restart/Recovery

This is a file based upload and a file based restart/recovery logic. The `commit_max_ctr` field should be set to prevent excessive rollback space usage, and to reduce the overhead of the file I/O. The recommended commit counter setting is 10000 records (subject to change based on implementation).

Locking Strategy

N/A

Security Considerations

N/A

Performance Considerations

N/A

Key Tables Affected

Table	Select	Insert	Update	Delete
GEOCODE_TEMP	YES	YES	NO	YES
DISTRICT_GEOCODES	YES	YES	NO	YES
CITY_GEOCODES	YES	YES	NO	YES
COUNTY_GEOCODES	YES	YES	NO	YES
STATE_GEOCODES	YES	YES	NO	YES
COUNTRY_GEOCODES	YES	YES	NO	YES
GEOCODE_STORE	YES	NO	NO	NO
GEOCODE_TXCDE	YES	NO	NO	NO

I/O Specification**Output File Layout**

Record Name	Field Name	Field Type	Default Value	Description
FHEAD	File head descriptor	Char(5)	FHEAD	Describes the file line type
	Line id	Char(10)	0000000001	Sequential file line number
	Gentran ID	Char(4)	'GCUP'	Identifies which translation Gentran uses
	Current date	Char(14)		File date in YYYYMMDDHH24MISS format
FDETL	File record descriptor	Char(5)	FDETL	Describes file line type
	Line id	Char(10)		Sequential file line number
	Country Geocode	Char(4)		Country Geocode

Record Name	Field Name	Field Type	Default Value	Description
	State Geocode	Char(4)		State Geocode
	County Geocode	Char(4)		County Geocode
	City Geocode	Char(4)		City Geocode
	District Geocode	Char(4)		District Geocode
	Geocode Level	Char(6)		Geocode Level Valid values are: 'CNTRY','STATE','COUNTY', 'CITY', 'DIST'
	Geocode Description	Char(250)		Geocode Description
	Add Delete Ind	Char(1)		Add/delete Indicator Valid values are: 'A', 'D'
FTAIL	File record descriptor	Char(5)	FTAIL	Marks end of file
	Line id	Char(10)		Sequential file line number
	Number of lines	Number(10)		Number of lines in file not counting FHEAD and FTAIL

Inventory Adjustment Batch

Overview

The batch programs in this area address the deletion of obsolete inventory adjustment records where a pre-determined number of months have elapsed.

For more information about Inventory Adjustments, see the RMS User Guide.

Batch Design Summary

The following batch design is included in this functional area:

- ORDINVUPLD.PC (Inventory Reservation)
- INVAPRG.PC (Inventory Adjustment Purge)

ordinvupld (Inventory Reservation)

Functional Area

RMS

Module Affected

Ordinvupld.pc

Design Overview

This batch program reads the input file generated by saordinvexp.pc and then does the inventory reservation based on the item status and the qty sign present in the flat file.

Scheduling Constraints

Schedule Information	Description
Processing Cycle	Daily
Scheduling Considerations	Run after saordinvexp.pc
Pre-Processing	N/A
Post-Processing	N/A
Threading Scheme	Multithreading based on the thread number padded with input file name

Restart/Recovery

The logical unit of work for ORDINVUPLD is a valid item status transaction at a given store/Location. The logical unit of work is defined as a group of these transaction records.

Oracle Retail standard file-based restart/recovery logic is used. Records are committed to the database when the maximum commit counter is reached.

Locking Strategy

The records, which need to be updated in ITEM_LOC_SOH, ITEM_STATUS_QTY tables, are locked before the update.

Security Considerations

N/A

Performance Considerations

N/A

Key Tables Affected

Table	Select	Insert	Update	Delete
ITEM_LOC_SOH	No	No	Yes	No
TRAN_DATA	No	Yes	No	No
ITEM_STATUS_QTY	Yes	Yes	Yes	No
ITEM_MASTER	Yes	No	No	No
STORE	Yes	No	No	No

I/O Specification

N/A

invaprg (Inventory Adjustment Purge)

Functional Area

Inventory Adjustment

Module Affected

INVAPRG.PC

Design Overview

The Inventory Adjustment Purge module deletes all obsolete inventory adjustment records whose adjustment date has elapsed a pre-determined number of months. The number of months that inventory adjustment records are kept before they are purged by this batch is defined in the SYSTEM_OPTIONS table.

Scheduling Constraints

Schedule Information	Description
Processing Cycle	AD-HOC (monthly)
Scheduling Considerations	N/A
Pre-Processing	N/A
Post-Processing	N/A
Threading Scheme	N/A

Restart/Recovery

N/A

Locking Strategy

N/A

Performance Considerations

N/A

Key Tables Affected

Table	Select	Insert	Update	Delete
UNIT_OPTIONS	Yes	No	No	No
PERIOD	Yes	No	No	No
INV_ADJ	No	No	No	Yes

Shared Modules

N/A

I/O Specification

N/A

Invoice Matching Batch

Overview

RMS stages invoice records to be integrated into the Oracle Retail Invoice Matching (ReIM) product. It stages invoice records for: return to vendor (RTV), consignment, deals, trade management, obligations, and customs entry. This interface between these products does not have any functionality that is inherent to RMS.

Batch Design Summary

The following batch designs are included in this functional area:

Note: The batch program, SAEXPIM.PC, has a functional connection to this chapter. For the design, please see the chapter, "Oracle Retail Sales Audit Batch," in this volume of the Operations Guide.

- EDIDLINV.PC (EDI Download Invoice)
- INVCLSHP.PC (Invoice Close Shipments)
- INVPRG.PC (Invoice Purge)

edidlinv (EDI Invoice Download)

Functional Area

EDI – Invoice Matching Interface

Module Affected

EDIDLINV.PC

Design Overview

The EDIDLINV program extracts invoice information from RMS invoice tables (INVC_HEAD, INVC_DETAIL) to a flat file. This flat file is read by EDI and uploaded to ReIM tables such as IM_DOC_HEAD, IM_INVOICE_DETAIL and IM_DOC_NON_MERCH. This batch program is run daily, extracting invoice records whose invoice date falls on the current vdate.

Scheduling Constraints

Schedule Information	Description
Processing Cycle	Phase 4 (Daily)
Scheduling Considerations	N/A
Pre-Processing	N/A
Post-Processing	N/A
Threading Scheme	Multi-threaded by location

Restart/Recovery

Restart/recovery for this program is set up at the invoice ID and line sequence level. The program resumes writing to file starting on the next line where the previous process ended.

Locking Strategy

N/A

Security Considerations

N/A

Performance Considerations

N/A

Key Tables Affected

Table	Select	Insert	Update	Delete
INVC_HEAD	Yes	No	Yes	No
INVC_DETAIL	Yes	No	No	No
INVC_XREF	Yes	No	No	No
INVC_MERCH_VAT	Yes	No	No	No
INVC_NON_MERCH	Yes	No	No	No
ITEM_MASTER	Yes	No	No	No
SUPS	Yes	No	No	No
PARTNER	Yes	No	No	No
VAT_CODE_RATES	Yes	No	No	No
PERIOD	Yes	No	No	No
WH	Yes	No	No	No
STORE	Yes	No	No	No

I/O Specification**Output File Layout**

The output filename is not fixed; the output filename is determined by a runtime parameter.

Record Name	Field Name	Field Type	Default Value	Description
FHEAD	Record descriptor	Char(5)	FHEAD	Describes file record type. Valid value is FHEAD.
	Line id	Number(10)	0000000001	Sequential file line number.
	Gentran ID	Char(5)	UPINV	The type of transaction this file represents. Valid value is UPINV.

Record Name	Field Name	Field Type	Default Value	Description
	Current date	Char(14)		Vdate in YYYYMMDDHH24MISS format.
THEAD	Record descriptor	Char(5)		Describes file record type. Valid value is THEAD.
	Line id	Number (10)		Sequential file line number.
	Transaction number	Number(10)		Sequential transaction number. All records within this transaction also have this transaction number.
	Document Type	Char(6)		Describes the type of document being uploaded. The document type determines the types of detail information that are valid for the document upload. Invoice types are held on the codes table under a code type of 'IMIT'.
	Vendor Document Number	Char (30)		Vendor's document number.
	Vendor Type	Char(6)		Type of vendor (either supplier or partner) for this document. Valid values include Bank 'BK', Agent 'AG', Freight Forwarder 'FF', Importer 'IM', Broker 'BR', Factory 'FA', Applicant 'AP', Consolidator 'CO', Consignee 'CN', Supplier Hierarchy Level 1 'S1', Supplier Hierarchy Level 2 'S2', and Supplier Hierarchy Level 3 'S3'. These partner types are held on the codes table under the code_type 'PTAL'.
	Vendor ID	Char(10)		Vendor for this document.
	Vendor Document Date	Char(14)		Date document was issued by the vendor (in YYYYMMDDHH24MISS format).
	Order Number / RTV order number	Number(10)		Merchandising system order number for this document. Required for merchandise invoices and optional for others. This field can also contain the RTV order number if the RTV flag is 'Y'
	Location	Number(10)		Merchandising system location for this document.
	Location Type	Char(1)		Merchandising system location type (either 'S'tore or 'W'arehouse) for this document. Required for merchandise invoices and optional for others.
	Terms	Char(15)		Terms of this document. If terms are not provided, the vendor's default terms are associated with this record.

Record Name	Field Name	Field Type	Default Value	Description
	Due Date	Char(14)		Date the amount due is due to the vendor (YYYYMMDDHH24MISS format). If due date is not provided, default due date is calculated based on vendor and terms.
	Payment method	Char(6)		Method for paying this document.
	Currency code	Char(3)		Currency code for all monetary amounts on this document.
	Exchange rate	Number(12,4)		Exchange rate *10000 (implied 4 decimal places) for conversion of document currency to the primary currency.
	Sign Indicator	Char(1)		Indicates either a positive (+) or a negative (-) total cost amount.
	Total Cost	Number(20,4)		Total document cost *10000 (implied 4 decimal places), including all items and costs on this document. This value is in the document currency.
	Sign Indicator	Char(1)		Indicates either a positive (+) or a negative (-) total vat amount.
	Total VAT Amount	Number(20,4)		Total VAT amount *10000 (implied 4 decimal places), including all items and costs on this document. This value is in the document currency.
	Sign Indicator	Char(1)		Indicates either a positive (+) or a negative (-) total quantity amount.
	Total Quantity	Number(12,4)		Total quantity of items *10000 (implied 4 decimal places) on this document. This value is in EACHES (no other units of measure are supported in ReIM).
	Sign Indicator	Char(1)		Indicates either a positive (+) or a negative (-) total discount amount.
	Total Discount	Number(12,4)		Total discount *10000 (implied 4 decimal places) applied to this document. This value is in the document currency.
	Freight Type	Char(6)	NULL	The freight method for this document. Always blank.
	Paid Ind	Char(1)		Indicates if this document is paid.
	Multi-Location	Char(1)	N	Indicates if this invoice goes to multiple locations.
	Merchandise Type	Char(1)		Indicates if this invoice is a consignment invoice.

Record Name	Field Name	Field Type	Default Value	Description
	Deal Id	Number(10)	NULL	Deal Id from RMS if this invoice is a deal bill back invoice. Always blank.
	Deal Approval Indicator	Char(1)	NULL	Indicates if the document on IM_DOC_HEAD is to be created in Approved or Submitted status. Always blank.
	RTV indicator	Char(1)		Indicates if this invoice is a RTV invoice.
	Custom Document Reference 1	Char(30)	NULL	This optional field is included in the upload file for client customization. No validation is performed on this field. Always blank.
	Custom Document Reference 2	Char(30)	NULL	This optional field is included in the upload file for client customization. No validation is performed on this field. Always blank.
	Custom Document Reference 3	Char(30)	NULL	This optional field is included in the upload file for client customization. No validation is performed on this field. Always blank.
	Custom Document Reference 4	Char(30)	NULL	This optional field is included in the upload file for client customization. No validation is performed on this field. Always blank.
	Cross-reference document number	Number(10)		Document that a credit note is for. Blank for all document types other than merchandise invoices.
TDETL	Record descriptor	Char(5)		Describes file record type. Valid value is TDETL.
	Line id	Number(10)		Sequential file line number.
	Transaction number	Number(10)		Transaction number for this item detail record.
	UPC	Char(25)	NULL	UPC for this detail record. Valid item number is retrieved for the UPC. Always blank.
	UPC Supplement	Number(5)	NULL	Supplement for the UPC. Always blank.
	Item	Char(25)		Item for this detail record.
	Sign Indicator	Char(1)		Indicates either a positive (+) or a negative (-) Original Document Quantity amount.
	Original Document Quantity	Number(12,4)		Quantity *10000 (implied 4 decimal places), in EACHES, of the item on this detail record.

Record Name	Field Name	Field Type	Default Value	Description
	Sign Indicator	Char(1)		Indicates either a positive (+) or a negative (-) Original Unit Cost amount.
	Original Unit cost	Number(20,4)		Unit cost *10000 (implied 4 decimal places), in document currency, of the item on this detail record.
	Original VAT Code	Char (6)		VAT code for item
	Original VAT rate	Number (20,10)		VAT Rate for the VAT code/item
	Sign Indicator	Char(1)		Indicates either a positive (+) or a negative (-) total allowance. Default is "+" if no allowances exist for this detail record.
	Total Allowance	Number(20,4)		Sum of allowance details for this item detail record *10000 (implied 4 decimal places). If no allowances exist for this item detail record, value is 0.
TNMRC	Record descriptor	Char(5)		Describes file record type.
	Line id	Number (10)		Sequential file line number.
	Transaction number	Number(10)		Transaction number for this non-merchandise record.
	Non Merchandise Code	Char(6)		Non-Merchandise code that describes this cost.
	Sign Indicator	Char(1)		Indicates either a positive (+) or a negative (-) Non Merchandise Amt.
	Non Merchandise Amt	Number(20,4)		Cost *10000 (implied 4 decimal places) in the document currency.
	Non Merch VAT Code	Char (6)		VAT Code for Non-Merchandise
	Non Merch Vat Rate at this VAT code	Number (20, 10)		VAT Rate corresponding to the VAT code
	Service Performed Indicator	Char(1)		Indicates if a service has actually performed.
	Store	Number(10)		Store at which the service was performed.
TVATS	File record descriptor	Char(5)		Marks costs at VAT rate line. Valid value is TVATS.
	Line id	Char(10)		Sequential file line number

Record Name	Field Name	Field Type	Default Value	Description
	Transaction number	Number(10)		Transaction number for this vat detail record.
	VAT code	Char(6)		VAT code that applies to cost
	VAT rate	Number (20,10)		VAT Rate corresponding to the VAT code
	Sign Indicator	Char(1)		Indicates either a positive (+) or a negative (-) Original Document Quantity amount.
	Cost at this VAT code	Number (20,4)		Total amount *10000 (implied 4 decimal places) that must be taxed at the above VAT code
TTAIL	Record descriptor	Char(5)		Describes file record type. Default value is TTAIL.
	Line id	Number(10)		Sequential file line number.
	Transaction number	Number(10)		Transaction number for the transaction that this record is closing.
	Transaction lines	Number(6)		Total number of detail lines within this transaction.
FTAIL	Record descriptor	Char(5)		Describes file record type.
	Line id	Number(10)		Sequential file line number.
	Number of lines	Number(10)		Total number of lines within this file excluding FHEAD and FTAIL.

invclshp (Invoice Close Shipments)

Functional Area

Invoice Matching.

Module Affected

INVCLSHP.PC

Design Overview

This batch program closes all shipments that have remained open for a specified number of days and are not associated with any open invoices. This is accomplished by setting the `invc_match_status` on the SHIPMENT table to 'C'losed.

Scheduling Constraints

Schedule Information	Description
Processing Cycle	AD-HOC
Scheduling Considerations	N/A
Pre-Processing	N/A
Post-Processing	N/A
Threading Scheme	N/A

Restart/Recovery

N/A

Locking Strategy

N/A

Security Considerations

N/A

Performance Considerations

N/A

Key Tables Affected

Table	Select	Insert	Update	Delete
PERIOD	Yes	No	No	No
SYSTEM_OPTIONS	Yes	No	No	No
ORDHEAD	Yes	No	No	No
SHIPMENT	Yes	No	Yes	No
SHIPSKU	Yes	No	No	No
INVC_HEAD	Yes	No	No	No
INVC_XREF	Yes	No	No	No

Shared Modules

N/A

I/O Specification

N/A

invprg (Invoice Purge)

Functional Area

Invoice Matching

Module Affected

INVPRG.PC

Design Overview

This program purges old (older than order_history_months on UNIT_OPTIONS) posted invoices that are not already purged by ORDPRG.PC (which purges invoices associated with an order). This includes all types of invoices—non-merchandise, credit notes, credit note requests, debit memos, and consignment invoices. Regular merchandise invoices are primarily deleted through ORDPRG.PC but are deleted by INVPRG.PC if they still exist in the system. The age of the invoices is determined from the match date; if there is no match date, the invoice date is used.

Scheduling Constraints

Schedule Information	Description
Processing Cycle	AD-HOC (monthly)
Scheduling Considerations	The program should run after ORDPRG.PC
Pre-Processing	N/A
Post-Processing	N/A
Threading Scheme	N/A

Restart/Recovery

N/A

Locking Strategy

The following tables are row-level locked by shared module INVC_SQL.DELETE_INVC for UPDATE:

- ORDLOC_INVC_COST

The following tables are row-level locked by the shared module INVC_SQL.DELETE_INVC for DELETE:

- INVC_DETAIL
- INVC_NON_MERCH
- INVC_MERCH_VAT
- INVC_DETAIL_VAT
- INVC_DISCOUNT
- INVC_TOLERANCE
- INVC_HEAD
- INVC_MATCH_QUEUE

Security Considerations

N/A

Performance Considerations

N/A

Key Tables Affected

Table	Select	Insert	Update	Delete
PERIOD	Yes	No	No	No
UNIT_OPTIONS	Yes	No	No	No
INVC_HEAD	Yes	No	No	Yes
SA_TRAN_HEAD	Yes	No	No	No
SHIPSKU	Yes	No	No	No
INVC_DETAIL	No	No	No	Yes
INVC_NON_MECH	No	No	No	Yes
INVC_MERCH_VAT	No	No	No	Yes
INVC_DETAIL_VAT	No	No	No	Yes
INVC_DISCOUNT	No	No	No	Yes
INVC_TOLERANCE	No	No	No	Yes
ORDLOC_INVC_COST	No	No	Yes	No
INVC_MATCH_QUEUE	No	No	No	Yes

I/O Specification

N/A

Open to Buy Maintenance Batch

Overview

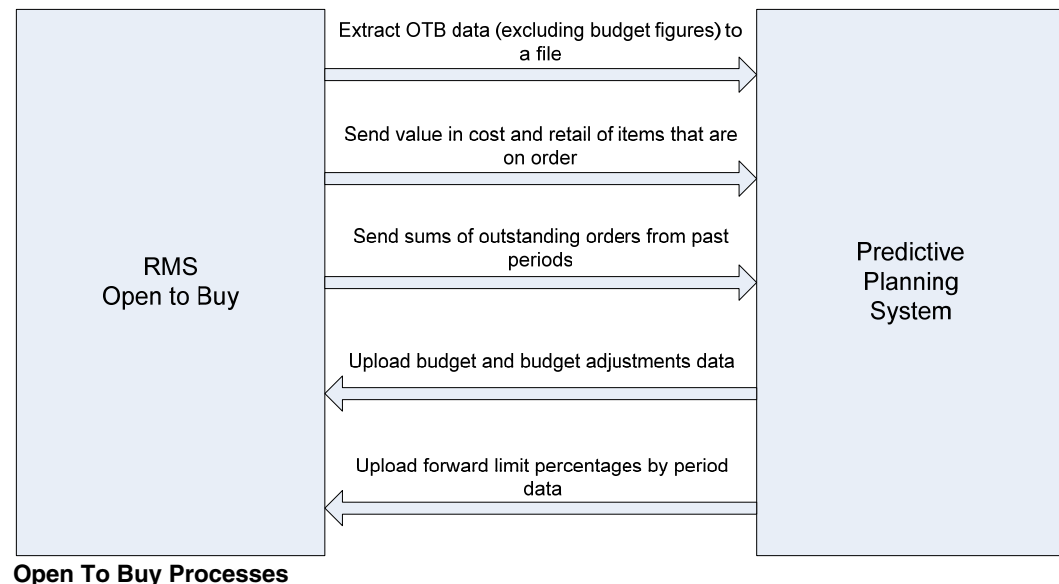
RMS batch modules provide data to and process data from open-to-buy (OTB) planning applications. RMS' OTB and stock ledger tables serve as sources of data sent to the planning application, while the planning application returns OTB budget and forward limit figures to RMS.

The customer can choose to send the planning application stock ledger data at the subclass-location-week level either for the most current week or for a historical period. After the planning application processes the RMS data, it returns OTB budget calculations.

This overview describes the RMS batch modules that facilitate the movement of OTB data.

In this version of RMS, the following three part process calculates and exports on order numbers:

1. The on order extract program (ONORDEXT.PC) addresses the ordering tables and breaks out the on order numbers. It inserts these values into ON_ORDER_TEMP. These values are at the item/location/week/order_no level.
2. The on intercompany transfer extract (ONICTEXT.PC) retrieves values items that are crossing between transfer entities on intercompany transfers and inserts the values into ON_ORDER_TEMP.
3. The on order download program (ONORDDNLD.PC) retrieves the records on ON_ORDER_TEMP, groups them by item/location/week/tsf_loc_ind and writes them to three output files to be exported to the planning application.



Batch Design Summary

The following batch designs are included in this functional area:

- ONICTEXT.PC (On Inter-company Transfer Exhibit)
- ONORDDNLD.PC (On Order Download)
- ONORDEXT.PC (On Order Extract)
- OTBDLORD.PC (Outstanding Order Export Download File)
- OTBDLSAL.PC (Open to Buy Download Stock Ledger)
- OTBDNLD.PC (Open to Buy Download)
- OTBPRG.PC (Open to Buy Purge)
- OTBUFWD.PC (Accept Forward Limit Percentages Upload)
- OTBUPLD.PC (New Budget Data and Budget Adjustments)
- STLGDNLD.PC (Stock Ledger Download)

onictext (On Inter-company Transfer Exhibit)

Functional Area

RMS/Planning system interfaces

Module Affected

ONICTEXT.PC

Design Overview

This program calculates the value in cost and retail of items that are on intercompany transfers. It calculates the on order cost and retail for all approved intercompany transfers that have exp_dc_eow_dates less than or equal to the planning horizon date. Once the program has calculated the costs and retails, they are inserted into the ON_ORDER_TEMP table.

Scheduling Constraints

Schedule Information	Description
Processing Cycle	Phase 4 (Weekly)
Scheduling Considerations	after onordext and before onorddnld
Pre-Processing	N/A
Post-Processing	N/A
Threading Scheme	Threaded by Transfer number.

Restart/Recovery

The logical unit of work is unique transfer number. Each time the record counter equals the maximum recommended commit number the retek_commit function is called. The program is multithreaded using v_restart_transfer view.

Locking Strategy

N/A

Security Considerations

N/A

Performance Considerations

N/A

Key Tables Affected

Table	Select	Insert	Update	Delete
STORE	Yes	No	No	No
WH	Yes	No	No	No
TSF_ITEM_COST	Yes	No	No	No
TSFHEDD	Yes	No	No	No
ITEM_MASTER	Yes	No	No	No
ITEM_LOC_SOH	Yes	No	No	No
ITEM_LOC	Yes	No	No	No
TSF_XFORM	Yes	No	No	No
TSF_XFORM_DETAIL	Yes	No	No	No
PERIOD	Yes	No	No	No
SYSTEM_OPTIONS	Yes	No	No	No
ON_ORDER_TEMP	No	Yes	No	No

I/O Specification

Input File Layout

Record Name	Field Name	Field Type	Default Value	Description
	Weekly or historic indicator	Char (1)		Weekly or historic indicator.
	Planning horizon start date	Date (8)		Planning start date in YYYYMMDD format.
	Planning horizon end date	Date (8)		Planning end date in YYYYMMDD format.

onorddnld (On Order Download to Financial Planning)

Functional Area

Open to buy maintenance

Module Affected

ONORDDNLD.PC

Design Overview

This program sends on order cost, retail and quantity at the item/location/week level to a planning system. The values are used by a financial planning system to generate OTB numbers that are interfaced back into the RMS.

This program creates three output files: one for orders, one for intercompany transfer sending locations and one for intercompany transfer receiving locations.

Scheduling Constraints

Schedule Information	Description
Processing Cycle	Phase 4 (Daily)
Scheduling Considerations	This program is run towards end of batch cycle after the ONORDEXT.PC (on order extract) and ONICTEXT.PC.
Pre-Processing	N/A
Post-Processing	N/A
Threading Scheme	Threaded by location

Restart/Recovery

The logical unit of work for this program is set at item/location/eow_date level. Table based restart/recovery must be used. The commit_max_ctr field should be set to prevent excessive rollback space usage, and to reduce the overhead of file I/O. The recommended commit counter setting is 1000 records (subject to change based on implementation).

Locking Strategy

N/A

Security Considerations

N/A

Performance Considerations

N/A

Key Tables Affected

Table	Select	Insert	Update	Delete
ON_ORDER_TEMP	Yes	No	No	No

I/O Specification

Output File Layout

The filename is hardcoded to onorder.dat%d, onictsend.dat%d, or onictrcv.dat%d where %d is substituted with the domain ID. Each run of the program can produce multiple output files, one for each domain.

Record Name	Field Name	Field Type	Default Value	Description
	ITEM	Char(25)		RMS ITEM Identifier
	Location (Store / WH)	NUMBER(20)		Store or WH identifier
	Location Type ('S' or 'W')	Char(1)		Indicates if the location is a store or a warehouse: S – if the location is a store, W – If the location is a warehouse
	OTB EOW date	DATE (8)		The OTB End of week date.
	On Order Retail	NUMBER(25,4)		Total on order retail for the item/location/EOW date.
	On order Cost	NUMBER(25,4)		Total on order cost for the item/location/EOW date.
	On Order Quantity	NUMBER(17,4)		Total on order Quantity for the item/location/EOW date.

onordext (On Order Extract)

Functional Area

OTB RMS/Planning interface.

Module Affected

ONORDEXT.PC

Design Overview

This program calculates the value in cost and retail of items that are on order for the department/class/subclass/location level. This program is the first step in the stock ledger download process to a planning system. It calculates the on order cost and retail for all approved orders that have not before dates less than or equal to the planning horizon date. Once the program has calculated the costs and retails, they are inserted into the ON_ORDER_TEMP table.

Scheduling Constraints

Schedule Information	Description
Processing Cycle	Phase 4 (Daily)
Scheduling Considerations	before onictext
Pre-Processing	Run prepost onordext pre program.

Schedule Information	Description
Post-Processing	N/A
Threading Scheme	Threaded by Order number

Restart/Recovery

The logical unit of work is unique order number. Each time the record counter equals the maximum recommended commit number the retek_commit function is called.

It is also split into two sections item and pack. First all items on orders are processed. When they are done a pack 'flag' is turned on and the restart order is reset. Then all the packs on order are processed. All orders are considered twice, once for items and once for packs.

Locking Strategy

N/A

Security Considerations

N/A

Performance Considerations

N/A

Key Tables Affected

Table	Select	Insert	Update	Delete
ORDHEAD	Yes	No	No	No
ORDLOC	Yes	No	No	No
ORDSKU	Yes	No	No	No
ALLOC_HEADER	Yes	No	No	No
ALLOC_DETAIL	Yes	No	No	No
ITEM_MASTER	Yes	No	No	No
ITEM_SUPP_COUNTRY_LOC	Yes	No	No	No
PRICE_ZONE_GROUP_STORE	Yes	No	No	No
ITEM_ZONE_PRICE	Yes	No	No	No
PERIOD	Yes	No	No	No
SYSTEM_OPTIONS	Yes	No	No	No
CLASS	Yes	No	No	No
ON_ORDER_TEMP	No	Yes	No	No

I/O Specification

Input File Layout:

The input file has only one fixed-length record.

Record Name	Field Name	Field Type	Default Value	Description
N/A	Weekly or Historic indicator	Char (1)		Weekly or Historic indicator
	Start Date	Date		Planning horizon start date in YYYYMMDD format
	End Date	Date		Planning horizon end date in YYYYMMDD format.

otbdlord (Outstanding Order Export Download)

Functional Area

OTB – Order to Planning System Interface

Module Affected

OTBDLORD.PC

Design Overview

This batch program sums outstanding orders from past periods for each subclass and export the data to a flat file for use by an outside planning system.

Approved orders of each order type are summed by subclass across all periods with an end-of-week date before today. The outstanding order amount is then calculated by subtracting all receipts for each order type by subclass from the approved order amount. This figure is written to the output file for each order type by subclass.

Scheduling Constraints

Schedule Information	Description
Processing Cycle	Phase 4 (Daily).
Scheduling Considerations	This program must be run after SALWEEK for the week just ended. This program and OTBDLSAL can run anytime after SALWEEK, but SALDLY cannot run between OTBDNLD, OTBDLSAL and OTBDLORD.
Pre-Processing	N/A
Post-Processing	N/A
Threading Scheme	N/A. Table-based array processing is used to speed up performance.

Restart/Recovery

The logical unit of work for the OTBDLORD module is department/class/subclass. The commit_max_ctr field should be set to prevent excessive rollback space usage, and to reduce the overhead of the file I/O. The recommended commit counter setting is 10000 records. Each time the record counter equals the maximum recommended commit number, an application image array record is written to the restart_start_array for restart/recovery if a fatal error occurs.

Locking Strategy

N/A

Security Considerations

N/A

Performance Considerations

N/A

Key Tables Affected

Table	Select	Insert	Update	Delete
OTB	Yes	No	No	No
PERIOD	Yes	No	No	No

I/O Specification**Output File Layout**

Record Name	Field Name	Field Type	Default Value	Description
File Header	File Type Record Descriptor	Char(5)	FHEAD	Identifies file record type
	File Line Sequence Number	Number(10)	line number in file	Keeps track of the record's position in the file by line number
	File Type Definition	Char(4)	OOEX	Identifies file as 'OTB Outstanding Order Export'
	File Create Date	Char(14)	vdate	Vdate in YYYYMMDD format .Remaining six characters are blank.
File Detail	File Type Record Descriptor	Char(5)	FDETL	Identifies file record type
	File Line Sequence Number	Number(10)	line number in file	Keeps track of the record's position in the file by line number

Record Name	Field Name	Field Type	Default Value	Description
	Transaction Set Control Number	Number(14)	sequence number	Used to force unique detail record check
	Department	Number(4)		The ID number of a department
	Class	Number(4)		The ID number of a class within the department given
	Subclass	Number(4)		The ID number of a subclass within the class given
	N Outstanding Amt	Number(20)		The amount of outstanding non-basic orders for past periods * 10000 (4 implied decimal places)
	B Outstanding Amt	Number(20)		The amt. of outstanding buyer-basic orders for past periods* 10000 (4 implied decimal places)
	A Outstanding Amt	Number(20)		The amt. of outstanding auto-basic orders for past periods* 10000 (4 implied decimal places)
File Trailer	File Type Record Descriptor	Char(5)	FTAIL	Identifies file record type
	File Line Sequence Number	Number(10)		Keeps track of the record's position in the file by line number
	Control Number File Line Count	Number(10)		Total number of all transaction lines, not including file header and trailer.

otbdlsal (Open To Buy Download Stock Ledger)

Functional Area

OTB – Stock Ledger to Planning System Interface

Module Affected

OTBDLSAL.PC

Design Overview

This module sums stock ledger data from the DAILY_DATA table and opens stock information from the WEEK_DATA table across the current week, grouping by department, class, subclass, location and date, and export the data to a flat file for use by a planning system.

Scheduling Constraints

Schedule Information	Description
Processing Cycle	Phase 4 (Weekly)
Scheduling Considerations	This program must be run after ORDUPD (order upload.) It also must be run after SALWEEK for the week just ended. This program and OTBDNLD can run anytime after SALWEEK, but SALDLY cannot run between OTBDNLD, OTBDLSAL and OTBDLORD.
Pre-Processing	N/A
Post-Processing	N/A
Threading Scheme	N/A. Table-based array processing is used to speed up performance.

Restart/Recovery

The logical unit of work for the OTBDLSAL module is department, class, subclass and location. The commit_max_ctr field should be set to prevent excessive rollback space usage, and to reduce the overhead of the file I/O. The recommended commit counter setting is 10000 records. Each time the record counter equals the maximum recommended commit number, an application image array record is written to the restart_start_array for restart/recovery if a fatal error occurs.

Locking Strategy

N/A

Security Considerations

N/A

Performance Considerations

N/A

Key Tables Affected

Table	Select	Insert	Update	Delete
DAILY_DATA	Yes	No	No	No
WEEK_DATA	Yes	No	No	No
PERIOD	Yes	No	No	No

I/O Specification

Output File Layout

Record Name	Field Name	Field Type	Default Value	Description
FHEAD	File Type Record Descriptor	Char(5)	FHEAD	Identifies file record type

Record Name	Field Name	Field Type	Default Value	Description
	File Line Sequence Number	Number(10)	0000000001	Keeps track of the record's position in the file by line number
	File Type Definition	Char(4)	STKE	Identifies file as Stock Ledger Export
	File Create Date	Char(14)	vdate	Date file was written by batch program in YYYYMMDD format. Remaining six characters are blank.
FDETL	File Type Record Descriptor	Char(5)	FDETL	Identifies file record type
	File Line Sequence Number	Number(10)	line number in file	Keeps track of the record's position in the file by line number
	Transaction Set Control Number	Number(14)	sequence number	Used to force unique file check
	Department	Number(4)		The ID number of a department
	Class	Number(4)		The ID number of a class within the department given
	Subclass	Number(4)		The ID number of a subclass within the class given
	Loc_type	Char(1)		The type of the location from which stock ledger data was collected.
	Location	Number(10)		The location from which stock ledger data was collected.
	Half No.	Number(5)		The half number for this stock ledger data
	Month No.	Number(2)		The month number in the half for this stock ledger data
	Week No.	Number(2)		The week number in the month for this stock ledger data
	Open Stock Retail	Number(20,4)		The retail opening stock from the week_data table *10000 (implied 4 decimal places) for this stock ledger period
	Open Stock Cost	Number(20,4)		The cost opening stock from the week_data table *10000 (implied 4 decimal places) for this stock ledger period
	Stock Adjustments Retail	Number(20,4)		The retail stock adjustments summed from the DAILY_DATA table *10000 (implied 4 decimal places) for this stock ledger period

Record Name	Field Name	Field Type	Default Value	Description
	Stock Adjustments Cost	Number(20,4)		The cost stock adjustments summed from the DAILY_DATA table *10000 (implied 4 decimal places) for this stock ledger period
	Purchases Retail	Number(20,4)		The retail purchases summed from the DAILY_DATA table *10000 (implied 4 decimal places) for this stock ledger period
	Purchases Cost	Number(20,4)		The cost purchases summed from the DAILY_DATA table *10000 (implied 4 decimal places) for this stock ledger period
	RTV Retail	Number(20,4)		The retail return to vendor amount summed from the DAILY_DATA table *10000 (implied 4 decimal places) for this stock ledger period
	RTV Cost	Number(20,4)		The cost return to vendor amount summed from the DAILY_DATA table *10000 (implied 4 decimal places) for this stock ledger period
	Freight Cost	Number(20,4)		The freight cost summed from the DAILY_DATA table *10000 (implied 4 decimal places) for this stock ledger period
	Net Sales Retail	Number(20,4)		The retail net sales summed from the DAILY_DATA table *10000 (implied 4 decimal places) for this stock ledger period
	Net Sales Cost	Number(20,4)		The cost net sales summed from the DAILY_DATA table *10000 (implied 4 decimal places) for this stock ledger period
	Returns Retail	Number(20,4)		The retail returns amount summed from the DAILY_DATA table *10000 (implied 4 decimal places) for this stock ledger period
	Returns Cost	Number(20,4)		The cost returns amount summed from the DAILY_DATA table *10000 (implied 4 decimal places) for this stock ledger period
	Promotional Markdowns Retail	Number(20,4)		The retail promotional markdowns summed from the DAILY_DATA table *10000 (implied 4 decimal places) for this stock ledger period
	Markdown Cancellations Retail	Number(20,4)		The retail markdown cancellations summed from the DAILY_DATA table *10000 (implied 4 decimal places) for this stock ledger period

Record Name	Field Name	Field Type	Default Value	Description
	Employee Discount Retail	Number(20,4)		The retail employee discounts amount summed from the DAILY_DATA table *10000 (implied 4 decimal places) for this stock ledger period
	Workroom Amount	Number(20,4)		The workroom amount summed from the DAILY_DATA table *10000 (implied 4 decimal places) for this stock ledger period
	Cash Discount Amount	Number(20,4)		The cash discounts amount summed from the DAILY_DATA table *10000 (implied 4 decimal places) for this stock ledger period
	Sales Units	Number(12,4)		The sales units summed from the DAILY_DATA table *10000 (implied 4 decimal places) for this stock ledger period
	Markups Retail	Number(20,4)		The retail markups summed from the DAILY_DATA table *10000 (implied 4 decimal places) for this stock ledger period
	Markup Cancellations Retail	Number(20,4)		The retail markup cancellations summed from the DAILY_DATA table *10000 (implied 4 decimal places) for this stock ledger period
	Clearance Markdowns Retail	Number(20,4)		The retail clearance markdowns summed from the DAILY_DATA table *10000 (implied 4 decimal places) for this stock ledger period
	Permanent Markdowns Retail	Number(20,4)		The retail permanent markdowns summed from the DAILY_DATA table *10000 (implied 4 decimal places) for this stock ledger period
	Freight Claim Retail	Number(20,4)		The retail freight claim summed from the DAILY_DATA table *10000 (implied 4 decimal places) for this stock ledger period
	Freight Claim Cost	Number(20,4)		The cost freight claim summed from the DAILY_DATA table *10000 (implied 4 decimal places) for this stock ledger period
	Stock Adjust Cost of Goods Sold (COGS) Retail	Number(20,4)		The retail stock adjust COGS summed from the DAILY_DATA table *10000 (implied 4 decimal places) for this stock ledger period
	Stock Adjust Cost of Goods Sold (COGS) Cost	Number(20,4)		The cost stock adjust COGS summed from the DAILY_DATA table *10000 (implied 4 decimal places) for this stock ledger period

Record Name	Field Name	Field Type	Default Value	Description
	Inter-company In Retail	Number(20,4)		The Inter-company In retail summed from the DAILY_DATA table *10000 (implied 4 decimal places) for this stock ledger period
	Inter-company In Cost	Number(20,4)		The Inter-company In cost summed from the DAILY_DATA table *10000 (implied 4 decimal places) for this stock ledger period
	Inter-company Out Retail	Number(20,4)		The Inter-company Out Retail summed from the DAILY_DATA table *10000 (implied 4 decimal places) for this stock ledger period
	Inter-company Out Cost	Number(20,4)		The Inter-company Out Cost summed from the DAILY_DATA table *10000 (implied 4 decimal places) for this stock ledger period
	Inter-company Markup	Number(20,4)		The Inter-company Markup summed from the DAILY_DATA table *10000 (implied 4 decimal places) for this stock ledger period
	Inter-company Markdown	Number(20,4)		The Inter-company Markdown summed from the DAILY_DATA table *10000 (implied 4 decimal places) for this stock ledger period
	Work Order Activity Update Inventory	Number(20,4)		The Work Order Activity Update Inventory summed from the DAILY_DATA table *10000 (implied 4 decimal places) for this stock ledger period
	Work Order Activity Post Finishing	Number(20,4)		The Work Order Activity Post Finishing summed from the DAILY_DATA table *10000 (implied 4 decimal places) for this stock ledger period
FTAIL	File Type Record Descriptor	Char(5)	FTAIL	Identifies file record type
	File Line Sequence Number	Number(10)		Keeps track of the record's position in the file by line number
	Control Number File Line Count	Number(10)		Total number of all transaction lines, not including file header and trailer

otbdnld (Open To Buy Download)

Functional Area

OTB-Planning System Interface

Module Affected

OTBDNLD.PC

Design Overview

This batch program extracts current and future Open to Buy data from the OTB table and export it to a flat file for use by a planning system.

All Open to Buy (OTB) data except budget figures is exported directly to the file from the table with no intermediate manipulation.

Scheduling Constraints

Schedule Information	Description
Processing Cycle	Phase 4 (Weekly)
Scheduling Considerations	This program must be run after ORDUPD (order upload.) It also must be run after SALWEEK for the week just ended. This program and OTBDLSAL can run anytime after SALWEEK, but SALDLY cannot run between OTBDNLD and OTBDLSAL.
Pre-Processing	N/A
Post-Processing	N/A
Threading Scheme	N/A. Table-based array processing is used to speed up performance.

Restart/Recovery

The logical unit of work for the OTBDNLD module is department, class, subclass and end-of-week date with a recommended commit counter setting of 10,000. Each time the record counter equals the maximum recommended commit number, an application image array record is written to the restart_start_array for restart/recovery if a fatal error occurs.

Locking Strategy

N/A

Security Considerations

N/A

Performance Considerations

N/A

Key Tables Affected

Table	Select	Insert	Update	Delete
OTB	Yes	No	No	No
PERIOD	Yes	No	No	No

I/O Specification**Output File Layout**

Record Name	Field Name	Field Type	Default Value	Description
FHEAD	File Type Record Descriptor	Char (5)	FHEAD	Identifies file record type
	File Line Sequence Number	Number (10)	0000000001	Keeps track of the record's position in the file by line number
	File Type Definition	Char (4)	OTBE	Identifies file as 'OTB Export'
	File Create Date	Char(14)		Vdate in YYYYMMDD format. Remaining 6 characters are blank.
FDETL	File record descriptor	Char(5)	FDETL	Identifies file record type
	File Line Sequence Number	Number (10)		Keeps track of the record's position in the file by line number
	Transaction Set Control Number	Number(14)		Used to force unique file check
	Department	Number(4)		The ID number of a department
	Class	Number(4)		The ID number of a class within the department given
	Subclass	Number(4)		The ID number of a subclass within the class given
	Eow Date	Date		The end of week date for the budgeted period. Format is 'YYYYMMDDHHMMSS'
	Week No.	Number(2)		The week number in the month for the budgeted period
	Month No.	Number(2)		The month number in the half for the budgeted period
Half No.	Number(5)		The half number for the budgeted period	

Record Name	Field Name	Field Type	Default Value	Description
	Cancel Amt.	Number(20)		The total amount cancelled from orders of all order type for the budgeted period * 10000 (4 implied decimal places)
	N Approved Amt	Number(20)		The amount of approved non-basic orders for the budgeted period * 10000 (4 implied decimal places)
	N Receipts Amt	Number(20)		The amount of non-basic orders due in the budgeted period that are received * 10000 (4 implied decimal places)
	B Approved Amt	Number(20)		The amount of approved buyer-basic orders for the budgeted period * 10000 (4 implied decimal places)
	B Receipts Amt	Number(20)		The amount of buyer-basic orders due in the budgeted period that are received * 10000 (4 implied decimal places)
	A Approved Amt	Number(20)		The amount of approved auto-basic orders for the budgeted period * 10000 (4 implied decimal places)
	A Receipts Amt	Number (20)		The amount of auto-basic orders due in the budgeted period that are received * 10000 (4 implied decimal places)
FTAIL	File record descriptor	Char (5)	FTAIL	Identifies file record type
	File Line Sequence Number	Number (10)		Keeps track of the record's position in the file by line number
	Number of lines	Number (10)		Total number of all transaction lines, not including file header and trailer

otbprg (Open to Buy Purge)

Functional Area

OTB

Module Affected

OTBPRG.PC

Design Overview

This batch program runs at the end of the half to delete rows from the OTB table that are at least one half old. The current and previous half's purchase budget data is retained. Open to Buy history can be retained longer with a modification to the function that calculates the purge date.

Scheduling Constraints

Schedule Information	Description
Processing Cycle	Ad Hoc (Monthly)
Scheduling Diagram	N/A
Pre-processing	N/A
Post-Processing	N/A
Threading Scheme	N/A

Restart/Recovery

There is no restart/recovery in this module. Up to 10,000 records are deleted and committed at a time to avoid excessive rollback space in usage.

Locking Strategy

N/A

Security Considerations

N/A

Performance Considerations

N/A

Key Tables Affected

Table	Select	Insert	Update	Delete
OTB	No	No	No	Yes

I/O Specification

N/A

otbupfwd (Accept Forward Limit Percentages Upload)

Functional Area

OTB-Planning System Interface

Module Affected

OTBUPFWD.PC

Design Overview

The purpose of this batch module is to accept forward limit percentages by period from a planning system. This data is then inserted into or used to update the forward limit percentage held on the OTB_FWD_LIMIT table.

There is no processing done to these records as the data is transferred directly from the input file to the table. If there is not a row on the table to update, a new row is inserted with the department, class, subclass, period ahead and forward limit percentage as taken from the input file.

Scheduling Constraints

Schedule Information	Description
Processing Cycle	Ad Hoc
Scheduling Considerations	N/A
Pre-Processing	N/A
Post-Processing	N/A
Threading Scheme	N/A

Restart/Recovery

The logical unit of work for the otbupfwd module is the discrete forward limit transaction. Each record is uniquely identified by department, class, subclass and period ahead. Processing of each row is independent and thus if an erroneous record is found during processing, just that record needs to be corrected and reprocessed.

Error handling is also based on this logical unit of work. If a record fails validation, it is written to a rejected record file. This file facilitates easy reprocessing once the error is fixed by writing the record exactly as it was in the source file.

The recommended commit counter setting is 10,000. If a fatal error occurs and restart is necessary, processing restarts at the last commit point.

Locking Strategy

N/A

Security Considerations

N/A

Performance Considerations

N/A

Key Tables Affected

Table	Select	Insert	Update	Delete
OTB_FWD_LIMIT	No	Yes	Yes	No
SUBCLASS	Yes	No	No	No

I/O Specification**Input File Layout**

Record Name	Field Name	Field Type	Default Value	Description
FHEAD	File head descriptor	Char(5)	FHEAD	Describes file line type
	Line id	Number(10)	0000000001	Sequential file line number
	File Type Definition	Char(4)	FWDI	Identifies file as 'FWD Import'
	File Create Date	Char(14)	<Create date>	The Date on which the file was written by external system. The Date is in YYYYMMDDHH24MISS format.
FDETL	File record descriptor	Char(5)	FDETL	Describes file line type
	Line ID	Number(10)	Line number in file	Sequential file line number
	Transaction Set Control Number	Number(14)	Specified by external system	Used to force unique transaction check
	Department	Number(4)		The ID number of a department
	Class	Number(4)		The ID number of a class within the department given
	Subclass	Number(4)		The ID number of a subclass within the class given
	Period Ahead	Number(2)		The period ahead (1-99) for the forward limit planning
	Forward Limit Percent	Number(12)		Percentage(0-100) of period's budget available to buyer at current time
FTAIL	File record descriptor	Char(5)	FTAIL	Marks end of file
	Line id	Number(10)	Line number in file	Sequential file line number
	Number of lines	Number(10)		Number of lines in file not counting FHEAD and FTAIL

otbupld (New Budget Data and Budget Adjustments)

Functional Area

OTB-Planning System Interface

Module Affected

OTBUPLD.PC

Design Overview

The purpose of this batch module is to accept new budget data and budget adjustments from a planning system. This data is then inserted into or used to update the budget figures on the OTB table.

Detail processing is very limited. If there is not a row on the table to update, a new row is inserted with the department, class, subclass, end-of-week date and budget amount for the specified order type as taken from the input file. Order types tracked by Oracle Retail are Non-Basic (N/B), Buyer Reorder of Basic (BRB) and Automatic Reorder of Basic (ARB). This module does not use Direct Store Delivery (DSD) orders because they do not have records on the OTB table. The date procedures CAL_TO_454 and CAL_TO_454_HALF are used to calculate the half, month and week numbers of the record's end-of-week date, which is also held on the OTB table. If a budget amount is being adjusted, the old budget amount for the specified department, class, subclass, end-of-week date and order type is overwritten with the budget amount extracted from the input file.

Scheduling Constraints

Schedule Information	Description
Processing Cycle	Ad Hoc
Scheduling Considerations	N/A
Pre-Processing	N/A
Post-Processing	N/A
Threading Scheme	N/A

Restart/Recovery

The logical unit of work for the OTBUPLD module is the discrete budget transaction identified by order type, department, class, subclass and end-of-week date. Processing of each row is independent and thus if an erroneous record is found during processing, only that record needs to be corrected and reprocessed.

Error handling also is based on this logical unit of work. If a record fails validation, it is written to a rejected record file. This file facilitates easy reprocessing once the error is fixed by writing the record exactly as it was in the source file.

The recommended commit counter setting is 10,000. If a fatal error occurs and restart is necessary, processing restarts at the last commit point.

Locking Strategy

The OTBUPLD module does not lock any table directly but the shared module OTB_SQL.OTB_INSERTS, which actually does the upload into OTB table, first locks the matching rows in OTB table for update and then does the actual update/insert.

Security Considerations

N/A

Performance Considerations

N/A

Key Tables Affected

Table	Select	Insert	Update	Delete
OTB	No	Yes	Yes	No

I/O Specification**Input File Layout**

Record Name	Field Name	Field Type	Default Value	Description
FHEAD	File head descriptor	Char(5)	FHEAD	Describes file line type
	Line id	Number(10)	0000000001	Sequential file line number
	File Type Definition	Char(4)	'OTBI'	Identifies file as 'OTB Import'
	File Create Date	Char(14)	<Create date>	The date on which the file was written by external system. The Date is in YYYYMMDDHH24MISS format.
FDETL	File record descriptor	Char(5)	FDETL	Describes file line type
	Line ID	Number(10)	Line number in file	Sequential file line number
	Transaction Set Control Number	Number(14)	Specified by external system	Used to force unique transaction check
	Order Type	Char(1)	A, B or N	Order type budgeted for: specified as A for auto-basic replenishment, B for buyer-basic replenishment, and N for non-basic orders
	Department	Number(4)		The ID number of a department
	Class	Number(4)		The ID number of a class within the department given
	Subclass	Number(4)		The ID number of a subclass within the class given
	Eow Date	Char(14)		The end of week date for the budgeted week in YYYYMMDDHH24MISS format.

Record Name	Field Name	Field Type	Default Value	Description
	Budget Amount	Number(20)		Budgeted amount for the specified order type/week * 10000 (4 implied decimal places)
FTAIL	File record descriptor	Char(5)		Marks end of file
	Line ID	Number(10)	Line number in file	Sequential file line number
	Number of lines	Number(10)	Total detail lines	Number of lines in file not counting FHEAD and FTAIL

stlgdnld (Stock Ledger Download)

Functional Area

Finance –Stock Ledger

Module Affected

STLGDNLD.PC

Design Overview

This program extracts stock ledger data at the item level. The program can extract data for a historic period or for the most current complete week. The program accepts an input file that determines whether the extract is a historic extract or a weekly extract.

Scheduling Constraints

Schedule Information	Description
Processing Cycle	Phase 4 (Weekly) or ad hoc
Scheduling Considerations	N/A
Pre-Processing	N/A
Post-Processing	N/A
Threading Scheme	Multi-threaded by dept

Restart/Recovery

The logical unit of work for this program is set at item, location type, location and date. Threading is done by dept using the v_restart_dept view to thread properly.

The changes will be posted when the commit_max_ctr value is reached. The commit_max_ctr field should be set to prevent excessive rollback space usage, and to reduce the overhead of file I/O. The value of the counter is subject to change based on implementation.

Locking Strategy

N/A

Security Considerations

N/A

Performance Considerations

N/A

Key Tables Affected

Table	Select	Insert	Update	Delete
TRAN_DATA_HISTORY	Yes	No	No	No

I/O Specification

The output filename is hardcoded to stklqdnld%d.dat where %d is substituted with the domain id. Each run of the program can produce multiple output files, one for each department.

Input File Layout

Record Name	Field Name	Field Type	Default Value	Description
	Task Indicator	Char(1)		Task Indicator. Valid values are 'H' - historical, 'W' - weekly
	From Date	Char(8)		From Date in 'YYYYMMDD' format
	To Date	Char(8)		To Date in 'YYYYMMDD' format

Output File Layout

Record Name	Field Name	Field Type	Default Value	Description
	Item	Char(25)		Item number
	Location Type	Char(1)		Location Type Valid values are 'S','W'
	Location	Number(20)		Location Number
	Eow_date	Char(8)		End of Week date in 'YYYYMMDD' format
	Update_Ind	Char(1)		Update Indicator Valid values are 'I' and 'U'
	Regular_sales_retail	Number(25,4)		Regular sales value (retail)
	Regular_sales_cost	Number(25,4)		Regular sales value (cost)
	Regular_sales_units	Number(17,4)		Regular sales value (units)
	Promo_sales_retail	Number(25,4)		Promo sales value (retail)

Record Name	Field Name	Field Type	Default Value	Description
	Promo_sales_cost	Number(25,4)		Promo sales value (cost)
	Promo_sales_units	Number(17,4)		Promo sales value (units)
	Clear_sales_retail	Number(25,4)		Clearance sales value (retail)
	Clear_sales_cost	Number(25,4)		Clearance sales value (cost)
	Clear_sales_units	Number(17,4)		Clearance sales value (units)
	Sales_retail_excluding_vat	Number(25,4)		Sales value excluding vat (retail)
	Custom_returns_retail	Number(25,4)		Custom returns value (retail)
	Custom_returns_cost	Number(25,4)		Custom returns value (cost)
	Custom_returns_units	Number(17,4)		Custom returns value (units)
	Rtv_retail	Number(25,4)		Return to Vendor value (retail)
	Rtv_cost	Number(25,4)		Return to Vendor value (cost)
	Rtv_units	Number(17,4)		Return to Vendor value (units)
	Reclass_in_retail	Number(25,4)		Reclass In value (retail)
	Reclass_in_cost	Number(25,4)		Reclass In value (cost)
	Reclass_in_units	Number(17,4)		Reclass In value (units)
	Reclass_out_retail	Number(25,4)		Reclass Out value (retail)
	Reclass_out_cost	Number(25,4)		Reclass Out value (cost)
	Reclass_out_units	Number(17,4)		Reclass Out value (units)
	Perm_markdown_value	Number(25,4)		Permanent markdown value (retail)
	Prom_markdown_value	Number(25,4)		Promotion markdown value (retail)
	Clear_markdown_value	Number(25,4)		Clearance markdown value (retail)
	Markdown_cancel_value	Number(25,4)		Markdown cancel value
	Markup_value	Number(25,4)		Markup value
	Markup_cancel_value	Number(25,4)		Markup cancel value
	Stock_adj_retail	Number(25,4)		Stock adjustment value (retail)
	Stock_adj_cost	Number(25,4)		Stock adjustment value (cost)

Record Name	Field Name	Field Type	Default Value	Description
	Stock_adj_units	Number(17,4)		Stock adjustment value (units)
	Received_retail	Number(25,4)		Received value (retail)
	Received_cost	Number(25,4)		Received value (cost)
	Received_units	Number(17,4)		Received value (units)
	Tsf_in_retail	Number(25,4)		Transfer In value (retail)
	Tsf_in_cost	Number(25,4)		Transfer In value (cost)
	Tsf_in_units	Number(17,4)		Transfer In value (units)
	Tsf_out_retail	Number(25,4)		Transfer Out value (retail)
	Tsf_out_cost	Number(25,4)		Transfer Out value (cost)
	Tsf_out_units	Number(17,4)		Transfer Out value (units)
	Freight_cost	Number(25,4)		Freight cost
	Employee_disc_retail	Number(25,4)		Employee disc (retail)
	Cost_variance	Number(25,4)		Cost variance
	Wkroom_other_cost_sales	Number(25,4)		Wkroom other sales (cost)
	Cash_disc_retail	Number(25,4)		Cash disc (retail)
	Freight_claim_retail	Number(25,4)		Freight Claim (retail)
	Freight_claim_cost	Number(25,4)		Freight Claim (cost)
	Freight_claim_units	Number(25,4)		Freight Claim (Units)
	Stock_adj_cogs_retail	Number(25,4)		Stock Adjust COGS (retail)
	Stock_adj_cogs_cost	Number(25,4)		Stock Adjust COGS (cost)
	Stock_adj_cogs_units	Number(25,4)		Stock Adjust COGS (Units)
	Intercompany_in_retail	Number(25,4)		Intercompany In value (retail)
	Intercompany_in_cost	Number(25,4)		Intercompany In value (cost)
	Intercompany_in_units	Number(25,4)		Intercompany In value (units)
	Intercompany_out_retail	Number(25,4)		Intercompany Out value (retail)
	Intercompany_out_cost	Number(25,4)		Intercompany Out value (cost)
	Intercompany_out_units	Number(25,4)		Intercompany Out value (units)
	Intercompany_markup	Number(25,4)		Intercompany Markup
	Intercompany_markup_units	Number(25,4)		Intercompany Markup (units)

Record Name	Field Name	Field Type	Default Value	Description
	Intercompany_markdown	Number(25,4)		Intercompany Markdown
	Intercompany_markdown_units	Number(25,4)		Intercompany Markdown (units)
	Wo_activity_upd_inv	Number(25,4)		Work Order Activity – Update Inventory (cost)
	Wo_activity_upd_inv_units	Number(25,4)		Work Order Activity – Update Inventory (units)
	Wo_activity_post_fin	Number(25,4)		Work Order Activity – Post to Financials (retail)
	Wo_activity_post_fin_units	Number(25,4)		Work Order Activity – Post to Financials (units)

Oracle Retail Predictive Application Server (RPAS) Interface

Because RMS is the retailer's central merchandising transactional processing system, the system is the principle source of the foundation data needed in some of the Oracle Retail suite of products. RMS provides foundation data to RPAS and RPAS provides planning data to RMS. This chapter includes information regarding RETL programs related to the RMS-RPAS interface.

Overview

RMS works in conjunction with the Oracle Retail Extract Transform and Load (RETL) framework. This architecture optimizes a high performance data processing tool that allows database batch processes to take advantage of parallel processing capabilities.

The RETL framework runs and parses through the valid operators composed in XML scripts.

This chapter serves as a reference to the RETL extraction RMS programs. For information summarizing the configuration, architecture and features for RETL programs utilized in RMS extractions, see Volume 3 – Backend Configuration and Operations of this Operations Guide.

For more information about the RETL tool, see the latest RETL Programmer's Guide.

Versions

Please note that this release of RMS code is intended for the following versions:

- RPAS 13.0.3
- RETL 13.1

Pro*C Programs that Support the Interface

The Pro*C programs below support the interface between RMS and RPAS. See the batch designs, 'Store Grade Upload [gradupld] and 'Time Hierarchy Download' [ftmednld], later in this chapter for more information about these programs.

FTMEDNLD.PC (Time Hierarchy Download)

This module downloads the RMS calendar (year, half, quarter, month, week, day, and date) in the 454 calendar format. The download consists of the entire calendar in the RMS. This program accounts for a fiscal year that could be different from the standard year in the CALENDAR table.

As part of the implementation, the file produced by this extract needs to be transferred to a location where the Retail Demand Forecasting (RDF) transform scripts can access it.

Oracle Retail Demand Forecasting is a Windows-based statistical and promotional forecasting solution. RDF sits on a common platform called the Oracle Retail Predictive Application Server (RPAS). RDF leverages the versatility, power, and speed of the RPAS engine and user-interface. Features such as the following characterize RPAS:

- Multidimensional databases and database components (dimensions, positions, hierarchies)
- Product, location, and calendar hierarchies
- Aggregation and spreading of sales data
- Client-server architecture and master database
- Workbooks and worksheets for displaying and manipulating forecast data
- Wizards for creating and formatting workbooks and worksheets
- Menus, quick menus, and toolbars for working with sales and forecast data
- An automated alert system that provides user-defined and user-maintained exception reporting
- Charting and graphing capabilities

SOUTDNLD.PC (Stockout Download)

Oracle Retail Demand Forecasting (RDF) requires notification when an item/store's stock on hand is at zero or below. This module loops through the item/store tables and outputs any item/store combination that has a stock out condition to an output file.

ONORDEXT.PC

This program calculates the value in cost and retail of items that are on order for the department/class/subclass/location level. This program is the first step in the stock ledger download process to RPAS. It calculates the on order cost and retail for all approved orders that have not before dates less than or equal to the planning horizon date. Once the program has calculated the costs and retails, they are inserted into the ON_ORDER_TEMP table.

ONICTEXT.PC

This program calculates the value in cost and retail of items that are on intercompany transfers. It calculates the on order cost and retail for all approved intercompany transfers that have exp_dc_eow_dates less than or equal to the planning horizon date. Once the program has calculated the costs and retails, they are inserted into the ON_ORDER_TEMP table.

ONORDDNLD.PC (On Order Download)

This program sends on order cost, retail and quantity at the item/location/week level to a planning system. The values are used by a financial planning system to generate OTB numbers that are interfaced back into the RMS.

This program creates three output files: one for orders, one for intercompany transfer sending locations and one for intercompany transfer receiving locations.

STLGDNLD.PC (Stock Ledger Download)

This program extracts stock ledger data at the item level. The program can extract data for a historic period or for the most current complete week. The program accepts an input file that determines whether the extract is a historic extract or a weekly extract.

GRADUPLD.PC (Store Grade Upload)

The Store Grade Upload program is designed to load RDF driven store grades into the RMS database. Data is loaded into the STORE_GRADE_GROUP, STORE_GRADE and STORE_GRADE_STORE tables. If the store has an 'Unassigned' grade within RDF's grade the store's sister store grade assignment is assigned to that store, if possible.

OTBUPLD.PC (Open To Buy Upload)

The purpose of this batch module is to accept new budget data and budget adjustments from an outside planning system. This data is then inserted into or used to update the budget figures on the OTB table.

Note: RPAS cannot provide the OTB upload file to RMS. OTBUPLD.PC in RMS can be used to integrate with a third-party planning system that generates Open To Buy data.

Programs Packaged for RMS-RPAS integration

The table below describes the programs and files that have been packaged for RMS-RPAS integration purposes.

Text Files	Library Files	Schema Files	Source Files
class_level_vat_ind.txt	clndhier.awk	rmse_rpas_domain.schema	pre_rmse_rpas.ksh
consolidation_code.txt	convert_currency.ksh	rmse_rpas_item_master.schema	rmse_rpas_attributes.ksh
curr_bom_date.txt	rmse_rpas_analyze_tbl.ksh	rmse_rpas_attributes.schema	rmse_rpas_dailysales.ksh
date_format_preference.txt	rmse_rpas_drop_tbl.ksh	rmse_rpas_daily_sales.schema	rmse_rpas_domain.ksh
domain_level.txt	rmse_rpas_error_check.ksh	rmse_rpas_merchhier.schema	rmse_item_master.ksh
last_eom_date.txt	rmse_rpas_error.ksh	rmse_rpas_orghier.schema	rmse_rpas_merchhier.ksh
last_extr_closed_pot_date.txt	rmse_rpas_extract_with_schema.ksh	rmse_rpas_stock_on_hand_issues.schema	rmse_rpas_orghier.ksh
last_extr_received_pot_date.txt	rmse_rpas_get_var.ksh	rmse_rpas_stock_on_hand_sales.schema	rmse_rpas_stock_on_hand.ksh
max_backpost_days.txt	rmse_rpas_lib.ksh	rmse_rpas_store.schema	rmse_rpas_store.ksh
multi_currency_ind.txt	rmse_rpas_log_num_recs.ksh	rmse_rpas_suppliers.schema	rmse_rpas_suppliers.ksh
next_vdate.txt	rmse_rpas_message.ksh	rmse_rpas_weekly_sales.schema	rmse_rpas_weekly_sales.ksh
prime_currency_code.txt	rmse_rpas_query_db.ksh	rmse_rpas_wh.schema	rmse_rpas_wh.ksh
prime_exchngrate.txt	rmse_rpas_simple_extract.ksh	rmsl_rpas_forecast_daily.schema	rmse_rpas.ksh

Text Files	Library Files	Schema Files	Source Files
rmse_rpas_config.env	rmsl_rpas_update_last_hi st_exp_date.ksh	rmsl_rpas_forecast_weekl y.schema	rmsl_rpas_forecas t.ksh
stkldgr_vat_incl_retl_ ind.txt			rmsl_rpas_update _retl_date.ksh
vat_ind.txt			
vdate.txt			
last_day_of_week.txt			
Logger.conf			

Naming Conventions

Notes on the columns in the following RETL extraction programs table:

- The “Extraction Program Name” column includes the full name of the extract script. The results of these scripts are stored in “rmse_rpas_<basename>.dat”, and the schemas are specified in “rmse_rpas_<basename>.schema”.
- The “Column extracted” column refers to the column name in the source database table.
- The “Column type” column refers to the datatype in the source database table.
- The “Target field” column refers to the name of the field as specified in the schema file for the related extract.
- The “Field type and length” column refers to the datatype of the field as specified in the schema file for the related extract.

RETL Extraction Mappings

Note: See the Oracle Retail Merchandising Batch Schedule for information on the batch schedule and program flow diagrams.

Extraction program name	Table extracted	Column extracted	Column type	Target file	Target field	Field type and length	Notes
rmse_rpas_attri butes.ksh	ITEM_MASTER	ITEM	VARCHAR2 (25)	rmse_rpas_ attributes.d at	ITEM	string 25	
	COMPHEAD	COMPAN Y	NUMBER (4)		COMPAN Y	integer 20	
		CO_NAME	VARCHAR2 (120)		CO_NA ME	string 120	
	UDA_ITEM_LO V	UDA_VAL UE	NUMBER (3)		UDA_V ALUE_1 01	integer 20	

Extraction program name	Table extracted	Column extracted	Column type	Target file	Target field	Field type and length	Notes
	UDA_VALUES	UDA_VAL UE_DESC	VARCHAR2 (250)		UDA_V ALUE_ DESC_1 01	string 250	
					UDA_V ALUE_1 03	integer 20	
	UDA_VALUES	UDA_VAL UE_DESC	VARCHAR2 (250)		UDA_V ALUE_ DESC_1 03	string 250	
					UDA_V ALUE_1 04	integer 20	
	UDA_VALUES	UDA_VAL UE_DESC	VARCHAR2 (250)		UDA_V ALUE_ DESC_1 04	string 250	
					UDA_V ALUE_5 01	integer 20	
	UDA_VALUES	UDA_VAL UE_DESC	VARCHAR2 (250)		UDA_V ALUE_ DESC_5 01	string 250	
rmse_rpas_store.k sh	STORE	STORE	Number(10)	rmse_rpas_ store.dat	store	Integer 11	
		store_name	Varchar2(150)		store_na me	string 150	
		district	Number(10)		district	Integer 11	
		store_close _date	Date		store_clo se_date	date 8	
		store_open _date	Date		store_op en_date	date 8	
		store_class	Varchar2(1)		store_cla ss	string 1	
	CODE_DETAIL	code_desc	Varchar2(40)		store_cla ss_desc ription	string 40	joined with store.store_ class, code type 'CSTR'
		store_form at	Number(4)		store_for mat	integer 5	

Extraction program name	Table extracted	Column extracted	Column type	Target file	Target field	Field type and length	Notes
	STORE_FORMAT	format_name	Varchar2(60)		format_name	string 60	joined with store.store_format
rmse_rpas_wh.ksh	WH	wh	Number(10)	rmse_rpas_wh.dat	wh	integer 11	
		wh_name	Varchar2(150)		wh_name	string 150	
		forecast_wh_ind	Varchar2(1)		forecast_wh_ind	string 1	
		stockholding_ind	Varchar2(1)		stockholding_ind	string 1	
rmse_rpas_orghier.ksh	DISTRICT	district	Number(10)	rmse_rpas_orghier.dat	district	Integer 11	
		district_name	Varchar2(120)		district_name	string 120	
	REGION	region	Number(10)		region	Integer 11	
		region_name	Varchar2(120)		region_name	string 120	joined with district.region
	AREA	area	Number(10)		area	Integer 11	
		area_name	Varchar2(120)		area_name	string 120	joined with region.area
	CHAIN	chain	Number(10)		chain	Integer 11	
		chain_name	Varchar2(120)		chain_name	string 120	joined with area.chain
	COMPHEAD	company	Number(4)		company	integer 5	merged (should be a single row)
		co_name	Varchar2(120)		co_name	string 120	
rmse_rpas_merchhier.ksh	SUBCLASS	subclass	Number(4)	rmse_rpas_merchhier.dat	subclass	integer 5	
		sub_name	Varchar2(120)		sub_name	string 120	

Extraction program name	Table extracted	Column extracted	Column type	Target file	Target field	Field type and length	Notes
	CLASS	class	Number(4)		class	integer 5	joined with subclass.class
		class_name	Varchar2(120)		class_name	string 120	
	DEPS	dept	Number(4)		dept	integer 5	joined with class.dept
		dept_name	Varchar2(120)		dept_name	string 120	
	GROUPS	group_no	Number(4)		group_no	integer 5	joined with dept.group_no
		group_name	Varchar2(120)		group_name	string 120	
	DIVISION	division	Number(4)		division	integer 5	joined with groups.division
		div_name	Varchar2(120)		div_name	string 120	
	COMPHEAD	company	Number(4)		company	integer 5	
		co_name	Varchar2(120)		co_name	string 120	
rmse_rpas_suppliers.ksh	SUPS	supplier	Number(10)	rmse_rpas_suppliers.dat	supplier	integer 11	
		sup_name	Varchar2(240)		sup_name	string 240	
rmse_rpas_domain.ksh	DOMAIN_DEPT/ DOMAIN_CLASSES/ DOMAIN_SUBCLASS	domain_id	Number(2)			integer 3	
	DOMAIN	domain_desc	VARCHAR2(20)	rmse_rpas_domain.dat	domain_desc	string 20	
	DOMAIN_DEPT/ DOMAIN_CLASSES/ DOMAIN_SUBCLASS	dept	Number(4)		dept	integer 5	

Extraction program name	Table extracted	Column extracted	Column type	Target file	Target field	Field type and length	Notes
	DOMAIN_CLASSES/ DOMAIN_SUBCLASS	class	Number(4)		class	integer 5	Also domain_classes.dept
	DOMAIN_SUBCLASS	subclass	Number(4)		subclass	integer 5	Also domain_subclass.dept and Domain_subclass.class
	DOMAIN_DEPT/ DOMAIN_CLASSES/ DOMAIN_SUBCLASS	load_sales_ind	Varchar2(1)		load_sales_ind	string 2	
rmse_rpas_item_master.ksh	ITEM_MASTER	item	Varchar2(25)	rmse_rpas_item_master.dat	item	string 25	This is the item master extract.
	ITEM_MASTER	item_desc	Varchar2(250)		item_desc	string 250	
	ITEM_MASTER	item_parent	Varchar2(25)		item_parent	string 25	
	ITEM_MASTER	item_grandparent	Varchar2(25)		item_grandparent	string 25	
	ITEM_MASTER	ITEM_LEVEL	number(1)		ITEM_LEVEL	integer 1	
	ITEM_MASTER	TRAN_LEVEL	number(1)		TRAN_LEVEL	integer 1	
	ITEM_MASTER	subclass	Number(4)		subclass	integer 5	
	ITEM_MASTER	class	Number(4)		class	integer 5	
	ITEM_MASTER	dept	Number(4)		dept	integer 5	
	ITEM_MASTER	forecast_ind	Varchar2(1)		forecast_ind	string 1	
	ITEM_SUPPLIER	supplier	Number(10)		supplier	integer 11	
	IF_RDF_DIFF_MAP	RDF_DIFF_TYPE_MAP	Varchar2 (1)		DIFF_1_TYPE	string 1	

Extraction program name	Table extracted	Column extracted	Column type	Target file	Target field	Field type and length	Notes
	DIFF_IDS	DIFF_ID	Varchar2 (10)		DIFF_1	string 10	
	DIFF_IDS	DIFF_DESC	Varchar2 (120)		DIFF_DESC_1	string 120	
	IF_RDF_DIFF_MAP	FILE_POSITION	NUMBER(2)		DIFF_FILE_POSITION_1	integer 2	
	ITEM_MASTER	DIFF_1_AGGREGATE_IND	VARCHAR2 (1)		DIFF_1_AGGREGATE_IND	string 1	
	IF_RDF_DIFF_MAP	RDF_DIFF_TYPE_MAP	VARCHAR2 (1)		DIFF_2_TYPE	string 1	
	DIFF_IDS	DIFF_ID	VARCHAR2 (10)		DIFF_2	string 10	
	DIFF_IDS	DIFF_DESC	VARCHAR2 (120)		DIFF_DESC_2	string 120	
	IF_RDF_DIFF_MAP	FILE_POSITION	NUMBER(2)		DIFF_FILE_POSITION_2	integer 2	
	ITEM_MASTER	DIFF_2_AGGREGATE_IND	VARCHAR2 (1)		DIFF_2_AGGREGATE_IND	string 1	
	IF_RDF_DIFF_MAP	RDF_DIFF_TYPE_MAP	VARCHAR2 (1)		DIFF_3_TYPE	string 1	
	DIFF_IDS	DIFF_ID	VARCHAR2 (10)		DIFF_3	string 10	
	DIFF_IDS	DIFF_DESC	VARCHAR2 (120)		DIFF_DESC_3	string 120	
	IF_RDF_DIFF_MAP	FILE_POSITION	NUMBER(2)		DIFF_FILE_POSITION_3	integer 2	
	ITEM_MASTER	DIFF_3_AGGREGATE_IND	VARCHAR2 (1)		DIFF_3_AGGREGATE_IND	string 1	
	IF_RDF_DIFF_MAP	RDF_DIFF_TYPE_MAP	VARCHAR2 (1)		DIFF_4_TYPE	string 1	

Extraction program name	Table extracted	Column extracted	Column type	Target file	Target field	Field type and length	Notes
	DIFF_IDS	DIFF_ID	VARCHAR2 (10)		DIFF_4	string 10	
	DIFF_IDS	DIFF_DESC	VARCHAR2 (120)		DIFF_DESC_4	string 120	
	IF_RDF_DIFF_MAP	FILE_POSITION	NUMBER(2)		DIFF_FILE_POSITION_4	integer 2	
	ITEM_MASTER	DIFF_4_AGGREGATE_IND	VARCHAR2 (1)		DIFF_4_AGGREGATE_IND	string 1	
rmse_rpas_weekly_sales.ksh	ITEM_MASTER	item	Varchar2(25)	rmse_rpas_weekly_sales.dat		string 25	This is the item master extract.
	ITEM_LOC_SOH	loc	Number(10)		loc	integer 11	
	ITEM_LOC_HISTORY	eow_date	Date		eow_date	string 8	
		sales_issue	Number (12, 4)		sales_issues	dfloat 18	
		sales_type	Varchar2 (1)		sales_type	string 1	
	ITEM_LOC_SOH	rowid			row_id	string 18	
	DOMAIN_SUBCLASS/DOMAIN_CLASS/DOMAIN_DEPT	domain_id *	Number (2)		domain_id	integer 3	Table depends on domain level (Department, Class, Subclass)
rmse_rpas_daily_sales.ksh	TRAN_DATA_HISTORY/IF_TRAN_DATA	loc	Number (10)	rmse_rpas_daily_sales.dat	Loc	integer 11	This is the item master extract.
	TRAN_DATA_HISTORY/IF_TRAN_DATA	item	Varchar2 (25)		Item	string 25	
	TRAN_DATA_HISTORY/IF_TRAN_DATA	tran_date	Date		tran_date	Date 8	

Extraction program name	Table extracted	Column extracted	Column type	Target file	Target field	Field type and length	Notes
		sum(units)	Number (12, 4)		sum_units	dfloat 14	
		sales_type	Varchar2 (1)		sales_type	string 1	
		tran_code	Number (2)		tran_code	integer 3	
	DOMAIN_SUBCLASS/DOMAIN_CLASS/DOMAIN_DEPT	domain_id *	Number(2)		domain_id	integer 3	Table depends on domain level (Department, Class, Subclass)
rmse_rpas_stock_on_hand.ksh	ITEM_LOC_SOH	item	Varchar2(25)	rmse_rpas_stock_on_hand.dat	item	string 25	
		loc	Number(10)		loc	integer 11	
		stock_on_hand	Number(12,4)		stock_on_hand	dfloat 14	

Maintenance Program

Program	External Data Source	Source Table	Target File	Notes
pre_rmse_rpas.ksh	RMS	PERIOD	vdate.txt, next_vdate.txt	This module places these text files in \$RDF_HOME/rfx/etc when it runs.
		SYSTEM_OPERATIONS	consolidation_code.txt, vat_ind.txt, class_level_vat_ind.txt, domain_level.txt, stklmgr_vat_incl_retl_ind.txt, multi_currency_ind.txt, prime_currency_code.txt,	
		SYSTEM_VARIABLES	last_eom_date.txt, current_bom_date.txt, max_backpost_days.txt	
		CURRENCY_RATES	prime_exchng_rate.txt	
		RETL_EXTRACT_DATES	last_extr_received_pot_date.txt, last_extr_closed_pot_date.txt	

RETL Program that Loads into RMS

rmsl_rpas_forecast.ksh

This script can be run for either weekly or daily forecasting.

Load Batch Scripts and Data Files

Interface	Filename	Batch Program
Weekly Forecasted Demand	widemand.01 or wsdemand.01	rmsl_rpas_forecast.ksh
Daily Forecasted Demand	didemand.01 or dsdemand.01	rmsl_rpas_forecast.ksh

Weekly Forecasted Demand Layout

- File location: from_RPAS
- File names: w?demand.01

Examples: widemand .01 (issues) or wsdemand .01 (sales)

Field Name	Input Field Start Position	Input Field Width	Format	RMS Target Table	Input Schema Field
End-of-week Date	1	8 char	yyyymmdd	Item_forecast.eow_date	eow_date
Item ID	9	25 char	Alpha	Item_forecast.item	item
Store/Warehouse ID	34	20 char	Alpha	Item_forecast.loc	loc
Sales Forecast Quantity	54	14 char	Numeric	Item_forecast.forecast_sales	forecast_sales
Forecast Standard Deviation	68	14 char	Numeric	Item_forecast.forecast_std_dev	forecast_std_dev

- The numeric fields are zero-padded and the decimal point is omitted, but the quantities have a 4-digit decimal part.
 Example:
 200211190000000000000000000000001234567800000000000000000000000012340000000012123400000000345678
 This indicates:
 Date: 19 November 2002
 Item: 12345678
 Store: 1234
 Quantity: 12.1234
 Std. Dev.: 34.5678
- The format of the export can be modified through the RDF client in the Forecast Export Administration workbook – which means that we can modify the format of the file for easier import.
- The item and store/warehouse fields are left justified.

Daily Forecasted Demand Layout

- File Location: from_rpas
- File Names: d?demand.01

Examples: didemand.01 (issues) or dsdemand.01 (sales)

Field Name	Start Position	Width	Format	RMS Tables	Schema.Field
Date	1	8 char	yyyymmdd	Daily_item_forecast.data_date	data_date
Item ID	9	25 char	Alpha	Daily_item_forecast.item	Item
Store/Warehouse ID	34	20 char	Alpha	Daily_item_forecast.loc	Location
Quantity	54	14 char	Numeric	Daily_item_forecast.forecast_sales	forecast_sales
Standard Deviation	68	14 char	Numeric	Daily_item_forecast.forecast_std_dev	forecast_std_dev

- The numeric fields are zero-padded and the decimal point is omitted, but the quantities have a 4-digit decimal part.

Example:

2002111900000000000000000000000012345678000000000000000012340000000012123400000000345678

This indicates:

Date: 19 November 2002

Item: 12345678

Store: 1234

Quantity: 12.1234

Std. Dev.: 34.5678

- The format of the export can be modified through the RDF client in the Forecast Export Administration workbook – which means that we can modify the format of the file for easier import.
- The Item and Store/Warehouse fields are left justified.

Oracle Retail Sales Audit Batch

Overview

Oracle Retail Sales Audit (ReSA) is another member of the Oracle Retail suite of products. The purpose of ReSA is to accept transaction data from point-of-sale (POS) applications and move the data through a series of processes that culminate in “clean” data. This “clean” data can be accepted by a number of systems, including consumer (customer) and merchandising applications. Data that ReSA finds to be inaccurate is brought to the attention of the retailer’s sales auditors who can use the features of the sales audit system to correct the exceptions.

By using ReSA, retailers can quickly and accurately validate and audit transaction data before it is exported to other applications. ReSA uses several batch-processing modules to:

- Import POS transaction data sent from the store to the ReSA database
- Produce totals from user-defined totaling calculation rules that a user can review during the interactive audit
- Validate transaction and total data with user-defined audit rules that generate errors whenever data does not meet the criteria. The user can review these errors during the interactive audit
- Create and export files in formats suitable for transfer to other applications
- Update the ReSA database with adjustments received from external systems on previously exported data

This document describes these processes and the batch processing modules involved with them.

Note: Oracle Retail Sales Audit is only compatible with the current version of RMS and cannot be used with previous versions of RMS.

Store Day Defined

The term **store day** is used throughout this document. Store day describes all transactions that occur in one business day at one store or location. Because retailers need the ability to audit transactions on a store-by-store basis for a defined period of time, store day data is maintained separately beginning with the initial import of data from the POS system.

Making Changes in the CODE_DETAIL Table

After making changes in the code_detail table for code_types that ReSA uses, the library programs must be recompiled. Follow these steps:

1. Go to the \$! directory and recompile ‘libresa.a’ and ‘install’:

```
make -f retek.mk resa
make -f retek.mk install
```

2. Go to the \$c directory and recompile the next libraries:

```
make -f mts.mk resa-libchange
make -f mts.mk resa
```

- a. Recompile the appropriate library depending upon which of the following products is being used:

- resa-rms
- resa-rdw
- resa-ach
- resa-uar
- resa-im

```
make -f mts.mk ( name of library )
```

- b. make -f mts.mk resa-install

Preparation for the Data Import

The first two batch modules run prior to the importing and processing of the transaction log(s) for a store day.

The batch module SASTDYCR.PC runs to prepare the database tables with information on data that is expected for import and export for each store on the following day. The module looks for all stores that are scheduled to be open the next day, that is, those for which ReSA expects to receive a transaction log. The module then creates a store day record in the ReSA store day table record for that business day and also creates records in the import and export log tables, as well as in the flash sales tables. (A flash sales report shows sales for any time during the day.) SASTDYCR.PC also assures that no duplicate import and export records are created for a store day.

SAGETREF.PC retrieves the following data from RMS and ReSA databases and writes it to the following temporary reference files:

SAGETREF'S TEMPORARY REFERENCE FILES

itemfile	transaction level items merchandise hierarchy standard units of measure (UOM)
wastefile	transaction level items wastage types wastage percentages
refitemfile	sub-transaction level items and their associated transaction level items
primvariantfile	locations parent items primary variants (transaction level)
varupcfile	information for 'decoding' variable weight PLUs
storedayfile	locations dates system codes decimal points in local currency

SAGETREF'S TEMPORARY REFERENCE FILES

promfile	promotions status
codesfile	all codes in the system
errorfile	all Sales Audit specific error codes
ccvalfile	credit card details used for validation
storeposfile	POS starting and ending transaction numbers for each store
tendertypefile	valid tender type information (credit cards, traveler's checks, cash...)
merchcodesfile	non-merchandise codes (snow shoveling, for example)
partnerfile	partner information (banks, agents, etc; includes everyone except suppliers)
supplierfile	suppliers status
employeefile	store/employee/POS id relationships
bannerfile	banner IDs

The transaction import module accesses these files when it validates store day data. Being able to read from reference files, instead of from the database itself, speeds the import and validation process. Performance is boosted because interaction with the database is limited.

When running SAGETREF.PC, retailers can either create and specify the output files, or create only the output that they desire. For example, a retailer interested in only creating a more recent employeefile would simply place a "-" in place of all the other parameters but still specify an employeefile name. This technique can be applied to as many or as few of the parameters as retailers wish. Note, however, that the item-related files (itemfile, refitemfile, wastefile, and primvariantfile) contain significant interdependence. Thus, item files must all be created or *not* created together.

ReSA's Conversion from the Selling UOM to the Standard UOM

In the list of SAGETREF.PC's output files above, "standard UOM" is part of the itemfile. To obtain the value, ReSA converts the selling UOM to the standard UOM during batch processing. This conversion enables ReSA to export the standard UOM to the systems that require its use.

For example, the selling unit of measure is used by RMS to set up retail, promotional, and clearance pricing at the price zone/location level. The selling UOM is downloaded to the POS after the selling units of measure are converted to standard units of measure for reporting purposes. RMS uses the standard UOM to track an item's performance internally in RMS. The standard UOM is used with purchase orders, stock, inventory, sales history, and forecasting.

A Note about Primary Variant Relationships

Depending upon a retailer's system parameters, the retailer designates the primary variant during item setup (through the front end) for several reasons. One of the reasons is that, in some cases, an item may be identified at the POS by the item parent, but the item parent may have several variants.

The primary variant is established through a form at the item location level. The retailer designates which variant item is the primary variant for the current transaction level item. For more information about the new item structure in RMS, see the Oracle Retail Merchandising System User Guide.

In the example shown in the diagram below, the retailer has established their transaction level as an Item Level 2. Note that the level of the primary variant is Item Level 1, and Item Level 3 is the sub-transaction level (the refitem).

The retailer set up 'golf shirts' in the merchandising system as its Item Level 1 above the transaction level. The retailer set up two items at level 2 (the transaction level) based on size (small and medium). Note that the retailer assigned the level 2 items to all of the available locations (Minneapolis, China, and Fargo). The retailer also designated a primary variant for a single location – a medium golf shirt, in the case of Minneapolis, and a small golf shirt, in the case of China. The retailer failed to designate a primary variant for Fargo.

The primary variant affects ReSA in the following way. Sometimes a POS system does not provide ReSA with item level 2 (transaction item) data. For example, assume that the POS system in Minneapolis sold 10 medium golf shirts and 10 small golf shirts but only informed ReSA that 20 golf shirts were sold. '20 golf shirts' presents a problem for ReSA because it can only interpret items at item level 2 (the transaction level). Thus, because 'medium golf shirts' was the chosen primary variant for Minneapolis, the SAGETREF.PC module automatically transforms the '20 golf shirts' into '20 medium golf shirts'. If the same type of POS system in China informed ReSA of '20 golf shirts' (instead of the 10 medium and 10 small that were sold), the SAGETREF.PC module would transform the '20 golf shirts' sold in China into '20 small golf shirts'. As the table shows, 'small golf shirts' was the chosen primary variant for the China location. ReSA then goes on to export the data at the item 2 level (the transaction level) to, for example, a merchandising system, a data warehouse, and so on.

Note: Depending upon system parameters, if a retailer fails to set up the primary variant for a location, an 'invalid item error' is generated during batch processing. In the example below, if the POS system in Fargo sold 10 medium golf shirts and 10 small golf shirts, but only informed ReSA that 20 golf shirts were sold, the SAGETREF.PC module would not have a way to transform those 20 golf shirts to the transaction level. Because ReSA can only interpret items above the transaction level in conjunction with a primary variant, the 'invalid item error' would occur during batch processing.

Error! Objects cannot be created from editing field codes.

Primary variant relationships

Transaction Data Import and Validation

SAIMPTLOG.PC and SAIMPTLOGFIN.PC perform the following:

- Import the transaction log from the POS

- Lock the store day records
- Validate transactions
- Check balances for over or under
- Verify the end of the store day's received transactions
- Unlock the store day records if all transactions for the day are imported

Before SAIMPTLOG.PC can begin to process a store day's transactions, it must receive a transaction log from the retailer's POS that is in an Oracle Retail compatible file format, called the RTLOG (published in this Operations Guide). The retailer is responsible for converting its transaction logs to RTLOGs.

1. SAIMPTLOG.PC locks the store day records in the ReSA database and begins to validate the transaction data against the SAGETREF.PC output. That output is described in the "Preparation for the data import" section earlier in this chapter.
2. SAIMPTLOG.PC looks for duplicate or missing transaction numbers.
3. Errors in transactions are written to error tables.
4. SAIMPTLOG.PC looks for transactions that involve a voucher (gift certificates issued or redeemed or other credit vouchers). It writes those voucher transactions to a file for later processing by SAVOUCH.PC.
5. SAIMPTLOG.PC produces output files that are loaded into ReSA's database, using the Oracle SQL*Load tool. SQL*Load is another timesaving technique that speeds the batch process.

Trickle Polling

ReSA also contains SAIMPTLOGI.PC, which can be used in lieu of SAIMPTLOG.PC. SAIMPTLOGI.PC performs the same functions as SAIMPTLOG.PC but its output is directly inserted into the applicable ReSA table, rather than to a flat file loaded with the Oracle SQL*Load tool. A retailer trickle polling or exporting a relatively small TLOG would be a good candidate to use SAIMPTLOGI.PC.

ReSA Valid Transaction Types

Transaction Code	Transaction Type
OPEN	Open
CLOSE	Close
COND	Daily Store Conditions
DCLOSE	Day close indicator
LOAN	Loan
METER	Meter Reading for Fuel
NOSALE	No Sale
PAIDIN	Paid In
PAIDOU	Paid Out
PULL	Pull
PUMPT	Pump Test for Fuel
PVOID	Post Void (A transaction that was rung later into the register to void something that occurred earlier at the same store/day. A post void updates the original transaction's sub-transaction type.)

ReSA Valid Transaction Types

REFUND	Return of customer's original check.
RETURN	Return
SALE	Sale
TANKDP	Tank Dip
TOTAL	POS generated totals
EEXCH	Even exchange
VOID	Void (aborted transaction)

The DCLOSE Transaction Type

When the retailer is sending only one file to the system, SAIMPTLOG.PC marks the store day record in the ReSA import log as partially or fully loaded in the database by looking for a transaction type of DCLOSE. However, if the retailer is sending more than one file (as in, for example, a trickle polling situation), the retailer can specify the number of files that the system should expect in combination with the DCLOSE transaction type. This ensures that the system receives all of the files, even if the DCLOSE transaction type is, for some reason, received before the final file.

For example, if 24 files are expected over a given amount of time, and the file with the DCLOSE transaction type is, for some reason, sent before the 24th file, the RMS system waits until the last file arrives before marking the store day record as partially or fully loaded in the database.

The import process is completed after SAIMPTLOGFIN.PC has updated the store, data and audit status of each store day record.

Total Calculations and Rules

By providing additional values against which auditors can compare receipts, totaling is integral to the auditing process. Totaling also provides quick access to other numeric figures about the day's transactions.

Totaling in ReSA is dynamic. ReSA automatically totals transactions based on calculation definitions that the retailer's users create using the online Totals Calculation Definition Wizard. In addition, the retailer is able to define totals that come from the POS but that ReSA does not calculate. Whenever users create new calculation definitions or edit existing ones, they become part of the automated totaling process the next time that SATOTALS.PC runs.

Evaluating rules is also integral to the auditing process. Rules make the comparisons among data from various sources. These comparisons find data errors that could be the result of either honest mistakes or fraud. Finding these mistakes during the auditing process prevents these errors from being passed on to other systems, (for example, a merchandising system, a data warehouse system, and so on).

Like totaling, rules in ReSA are dynamic. They are not predefined in the system—retailers have the ability to define them through the online Rules Calculation Definition Wizard.

Errors uncovered by these rules are available for review during the interactive audit. Like SATOTALS.PC, after users modify existing rules or create new ones, they become part of the rules the next time that SARULES.PC runs.

Export Store Day Transaction Data to Applications

ReSA can prepare data for export to applications after:

- Some or all of the transactions for the day are imported (depending upon the application receiving ReSA's export)
- Totals have run
- Audit rules have run
- Errors in transactions and totals relevant for the system receiving the associated data is eliminated or overridden

ReSA uses separate batch modules to process export data to the external applications described in the table below. Depending upon the application, exported data consists of either transaction data or totals, or both. The table shows you the name of the application to which ReSA exports data, a description of the kind of data processed, and the ReSA batch module that processes data for that application:

Note: All of the applications listed in the following table have flat file specifications. See the appropriate design documents for details of those specifications.

Application Name	Data Exported	ReSA Batch Module Name
Oracle Retail Merchandising System (RMS)	Sales, return, exchange, and so on transactions	SAEXPRMS.PC

Application Name	Data Exported	ReSA Batch Module Name
Oracle Retail Data Warehouse (RDW)	Transaction item details for: All sales Returns Exchanges Even exchanges Paid-ins Paid-outs No-sales Voids Post voids Store conditions (weather, traffic, temp, and so on) Transaction tender details Store-level totals Cashier or register over or short totals.	SAEXPRDW.PC
Account Clearing House (ACH)	Bank deposit totals Store/day deposit totals	SAEXPACH.PC
Reconciliation System (UAR-Driscoll)	Totals for: Lottery sales Bank deposits Money order totals Credit card totals	SAEXPUAR.PC
Oracle Retail Invoice Matching (ReIM)	Invoice number Vendor number Payment reference number Proof of delivery number Payment date Paid indicator	SAEXPIM.PC
Oracle Retail Invoice Matching (ReIM)	Escheatment totals for each state or country as defined by the retailer	SAESCHEAT.PC writes records for this data to tables that are read into ReIM by SAEXPIM.

Transaction Data Exports and the Unit of Work

The process of exporting transaction data varies according to the unit of work selected in ReSA's system options. There are two units of work, transaction and store day. If the unit of work selection is transaction, ReSA exports transactions to RMS as soon as they are free of errors. If the unit of work selection is store day, transactions are not exported until all errors for that store day are either overridden or corrected.

Oracle Retail Merchandise System (RMS) Export

SAEXPRMS.PC transfers store day transaction data to RMS and rolls up transaction data to the item/store/day/pricepoint level. In other words, RMS receives one sum total of items sold at a particular pricepoint. The pricepoint is item/location/price/dropship.

The drop_ship indicator indicates whether the item is being sent from the location's inventory or directly from the vendor to the customer.

It then writes the data to a file called POSU. This file is available for upload by RMS' POSUPLD.PC batch module. If a ReSA user later modifies any transactions after the store day is exported, SAEXPRMS.PC notes the flagged changes and re-exports that data to RMS. See the section, 'Full disclosure and post-export changes', later in this chapter.

Oracle Retail Data Warehouse (RDW) export

Note: ReSA currently contains logic that allows it to export only to the most current version of RDW.

SAEXPRDW.PC writes one output file for each for the following:

- Transaction item data
- Transaction tender data
- Store total data
- Cashier or register total data.

Each of these files is then made available to the RDW batch module responsible for uploading the data into the data warehouse. If a ReSA user later modifies any transactions or totals after the store day is exported, SAEXPRDW.PC notes the flagged changes and re-exports that data to RDW. See the section, 'Full disclosure and post-export changes', later in this chapter.

Account Clearing House (ACH) Export

SAEXPACH.PC produces anticipatory deposit totals for ACH processing. The next business day's deposit is estimated based upon the average of deposits for the same business day of the week for the past four weeks. The current day's actual deposit is compared to the estimated amount from the previous day, and the difference is added or subtracted from the estimated amount for the next day. SAEXPACH.PC formats deposit amounts to a standard BAI version 2 file for export to ACH. BAI is the Bank Administration Institute. Note that the ACH export deviates from the typical Sales Audit export in that store/days must be exported by estimate even though errors may have occurred for a given day or store (depending on the unit of work defined). SAEXPACH.PC functions under the assumption that there is only one total to be exported for ACH processing per store/day.

Universal Account Reconciliation System (UAR) Export

SAEXPUAR.PC selects lottery, bank deposit, money order, and credit card totals and writes them to output files for export to the J. Driscoll & Associates' UAR application. For each store day, SAEXPUAR.PC posts all specified totals to their appropriate output files.

Note: Defining Totals for ACH, and UAR Retailers need to define totals to be exported to ACH and UAR using the online wizards. Totals described here are only examples of those that a retailer might choose to define and later export.

Oracle Retail Invoice Matching (ReIM) Export

For retailers that have ReIM, SAEXPIM provides invoicing support for Direct Store Delivery (DSD) by transferring transactions for invoices paid out at the store (that are imported by ReSA from the POS) to ReIM. ReIM then uses that data to create an invoice for DSD. Data exported to ReIM by this batch module includes:

- Invoice number
- Vendor number
- Payment reference number
- Proof of delivery number
- Payment date
- Paid indicator

Escheatment Totals to ReIM for Accounts Payable

The laws of individual states and countries require a retailer to return monies for aged, unclaimed gift certificates and vouchers. This process is called 'escheatment'. SAESCHEAT.PC writes records for this data to tables that are read into ReIM by SAEXPIM.PC. The data can then be sent as invoices approved for payment to a financial application.

Full Disclosure and Post-export Changes

If a retailer modifies data during the interactive audit that was previously exported to RMS or RDW, ReSA export batch modules re-export the modified data in accordance with a process called *full disclosure*. Full disclosure means that any previously exported values (dollars, units, and so on) are fully backed out before the new value is sent. Here is an example. Suppose that a transaction originally shows a sale of 12 items and that this transaction is exported. Later, during the interactive audit, a retailer determines that the correct amount is 15 items (three more than the original amount) and makes the change. ReSA then flags the corrected amount for export to the application.

Now during the export process, instead of simply adding three items to that transaction (which would change the amount from 12 to 15), a minus 12 (-12) is sent to back out the original amount of 12. Then an amount of 15 is sent. The result is that a transaction is corrected by fully accounting for the original amount before adding the correct one. Full disclosure, then, is meant to completely account for all adjustments.

What Happens to Totals when Transactions are Modified?

If a retailer modifies transactions during the ReSA interactive audit process, the totaling and auditing processes run again to recalculate store day totals. The batch module SAPREEXP.PC tracks all changed totals for the store day since the last export by comparing the latest prioritized version of each total defined for export with the version that was previously sent to each system. The module writes the changes to revision tables that the export modules later recognize as ready for export.

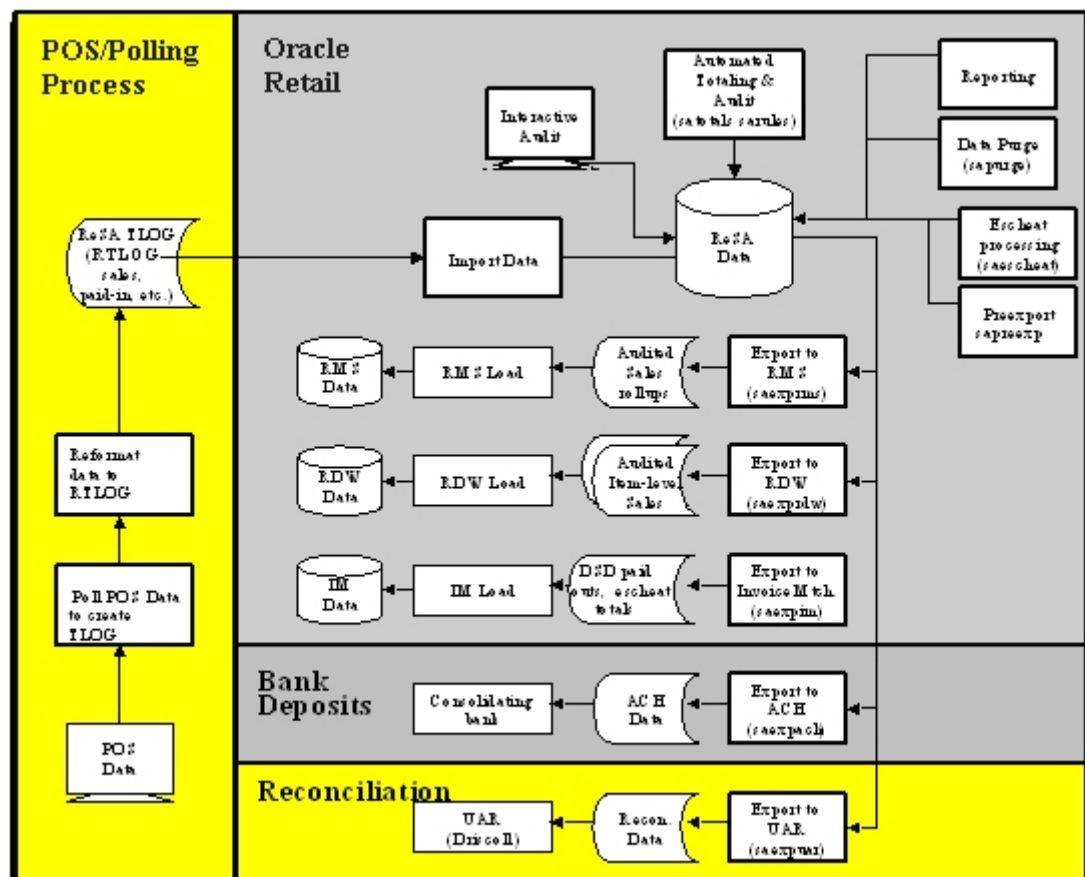
Adjustments Received from an Application

When a retailer modifies or revises a transaction through the Sales Audit user application, numerous totals are affected through re-totalling. Whenever an application, such as UAR, returns an adjustment to a total previously received from ReSA, a package is called from either the applicable form itself or the batch module SAIMPADJ.PC. This module is responsible for updating ReSA with the change.

Upon receiving the adjustment from the application, the module identifies the total in the store day record that was exported. A revision of this total is created with the revised data. Totaling and auditing are run to recalculate store day totals. New records are created for export batch modules that send adjusted data to applications, except for the one that provided the adjustment. SAIMPADJ.PC runs after the ReSA transaction import process and before the totaling process.

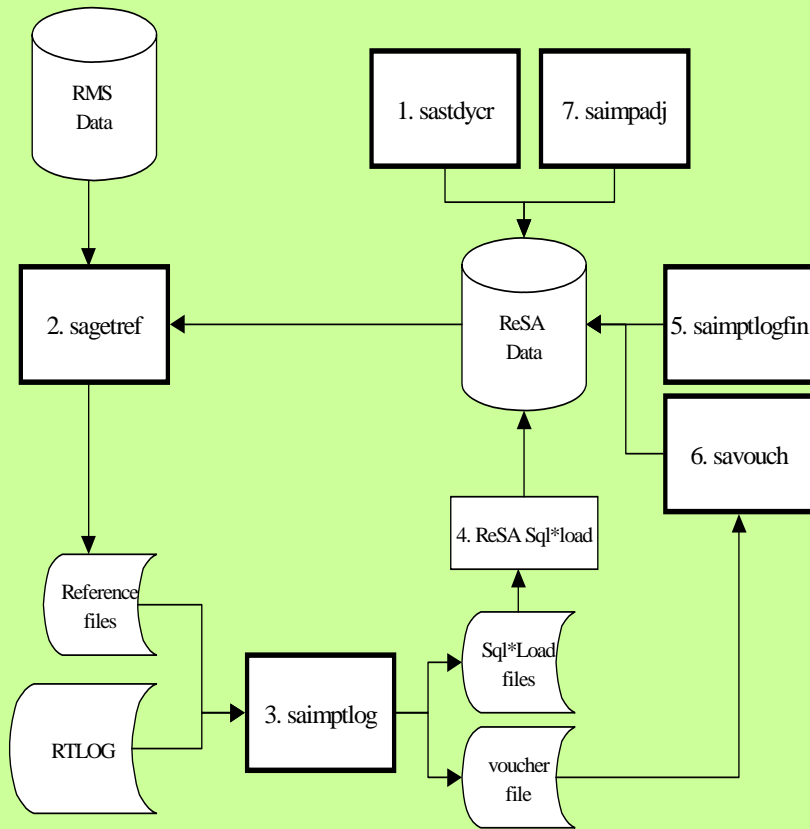
Oracle Retail Sales Audit Dataflow Diagrams

The following two diagrams illustrate how data flows within ReSA and between ReSA and other applications. "Oracle Retail Sales Audit process dataflow" shows the entire process, and "Oracle Retail Sales Audit import process dataflow" expands the description of the "Import Data" block of the first diagram.



Oracle Retail Sales Audit process dataflow

Import Data



Oracle Retail Sales Audit import process dataflow

Credit Card Security

Optional functionality in Oracle Retail Sales Audit (ReSA) allows you to more tightly control access to credit card data (credit/debit card numbers and expiration dates).

These options are as follows:

- Continue handling credit card data in the same manner as currently.
- Discard credit card data as part of the intake process into ReSA. If you do not have a business use for this data, discarding it here allows you to eliminate any risk of unintended access to this data in ReSA and any downstream applications.
- Continue to accept credit card data into ReSA, but control access to the data. With this option, you specify the users who can have access to credit card data. Those users have access to view and update credit card data, but a new audit trail is created that shows each time credit card data was accessed. All other users can use ReSA as before, except that they are unable to view or update credit card data in any ReSA windows, reports, or database tables.

RTLOG data from ORPOS is loaded into ReSA. This data contains some vital information such as credit card numbers. To provide more protection, and for compliance with the PCI (Payment Card Industry) standard, ReSA uses the CC_SEC_LVL_IND field in the SYSTEM_OPTIONS table. This field indicates the desired level and type of credit card data protection. It can be set up at install time to any of the following options:

Security Level	Description
None	Credit card data from the RTLog is saved to the ReSA database. Any valid user has access.
Restricted Access	Credit card data from the RTLog is saved to the ReSA database, but only specified users have access.
Discard Credit Card Data	Any credit card data in the RTLog is ignored. It is not saved to the ReSA database. Any subsequent extracts from ReSA does not contain the credit card information.

Note the following security considerations:

- In the case of 'Restricted Access', only those users who have CC access should run the batch program saimptlogi/saimptlog.
- The CC access role is to be created only when the system option CC_SEC_LVL_IND is set to 'R'. It is recommended that the owning schema should be granted the new CC access role.
- When the CC security policy is active, contents in affected ReSA table columns is not viewable by users using any tech tools such as SQL Plus, TOAD, SQL Navigator, etc. unless the CC Access role is granted to the user.
- System directories where decrypted files are located should be accessible only to users with CC privileges.

Setting up a Credit Card Information Authorized User

1. Log in as the schema owner. Ensure that the owner has rights to grant roles to another user and create policies.
2. Ensure that the system option `CC_SEC_LVL_IND` is set to 'R'
3. Run the `saccpolicy.pls` to create the `SA_CC_SECURITY_PREDICATE` function.
4. Create the security policy by running the `s6119605_add_cc_sec_policy.sql` script. Once this is ran, all affected ReSA table columns are secured from being viewed or modified by any user at this point.
5. Create the Credit Card security role `CC_ACCESS` by running the `s6119605_cc_access.sql` script. This script creates the role that is linked to the intended users that should be able to view the credit card information.
6. Grant the `CC_ACCESS` role to the intended user/s
7. To remove the access from a user, revoke the `CC_ACCESS` role.

Fine Grained Auditing

Fine-Grained Auditing (FGA) policies allow you to monitor data access based on content. Oracle Retail has established policies that allow a retailer to monitor and produce audit records for credit card specific columns in the database. A built-in audit mechanism in the database prevents users from bypassing the audit.

Fine-grained auditing records are stored in `SYS.FGA_LOG$` table and are accessible through the `DBA_FGA_AUDIT_TRAIL` view. Records are stored in `fga_log$` table for any insert, update, or select that affects the secure columns (`cc_no` and `cc_exp_date`).

Note: An automated cleanup process for `fga_log$` is not provided. If the client opts to apply these policies, they need to ensure that they implement a process to remove old records from this table.

Running the `s6119605_add_cc_fga_policy.sql` script adds FGA policies to the following tables: `SA_ERRORS`, `SA_ERROR_WKSHT`, `SA_ERROR_REV`, `SA_ERROR_TEMP`, `SA_TRAN_TENDER`, and `SA_TRAN_TENDER_REV`.

Multiple Sets of Books

The `saexpgl` batch program is impacted if you are using multiple sets of books. While a retailer likely will not notice a difference in terms of executing the batch, being aware of this interaction may help diagnose a problem if a batch fails to process. For additional information on multiple sets of books, see the Stock Ledger Batch chapter.

Wholesale and Franchise

The `sastdycr` and `dealupld` batch programs are impacted if you are using wholesale and franchise functionality. While a retailer likely will not notice a difference in terms of executing the batch, being aware of this interaction may help diagnose a problem if a batch fails to process. For additional information on wholesale and franchise, see the Wholesale/Franchise Batch chapter.

Batch Design Summary of ReSA Modules

The following list summarizes the ReSA batch modules that are involved with processing POS transaction data, audit totals and rules, exports to other applications, and modifications and adjustments.

- SACRYPT.PC (Sales Audit Encryption And Decryption)
- SAESCHEAT.PC (Sales Audit Escheated Vouchers)
- SAEXPACH.PC (Sales Audit ACH Download)
- SAEXPGL.PC (Sales Audit Export to GL)
- SAEXPIM.PC (Sales Audit Export to Invoice Matching)
- SAEXPRDW.PC (Sales Audit Export to RDW)
- SAEXPRMS.PC (Sales Audit Export to RMS)
- SAEXPUAR.PC (Universal Account Reconciliation System Export)
- SAGETREF.PC (Sales Audit Get Reference)
- SAIMPADJ.PC (Sales Audit Import Adjustments)
- SAIMPTLOG.PC (Sales Audit Import)
- SAIMPTLOGFIN.PC (Sales Audit Import)
- SAORDINVEXP.PC (Sales Audit Inventory Export)
- SAPREEXP.PC (Sales Audit Pre-Export)
- SAPURGE.PC (Sales Audit Purge)
- SARULES.PC (Sales Audit Rules)
- SASTDYCR.PC (Sales Audit Store Day Create)
- SATOTALS.PC (Sales Audit Totals)
- SAVOUCH.PC (Sales Audit Voucher Upload)

sacrypt (Sales Audit Encryption And Decryption)

Functional Area

Oracle Retail Sales Audit (ReSA)

Module Affected

SACRYPT.PC

Design Overview

This module decrypts the input RTLOG file that is received from POS system. In order to protect the data such as credit card details and others present in RTLOG file, the POS system encrypts the RTLOG file and sends it to ReSA on the ongoing basis. The encrypted RTLOG file is decrypted in ReSA using this module. The encrypt functionality is also included in this program if in case it is required in future or for testing purpose. Ultimately the user can encrypt/decrypt the RTLOG file which is sent by the POS system for ReSA operations.

Scheduling Constraints

Schedule Information	Description
Processing Cycle	Sales Audit - Daily
Scheduling Considerations	This job can be scheduled once the encrypted RTLOG file is received from POS system.
Pre-Processing	N/A
Post-Processing	N/A
Threading Scheme	Sacrypt may be threaded depending on the performance requirement.

Restart/Recovery

N/A

Locking Strategy

N/A

Security Considerations

System directories where the decrypted RTLOG files are created should only be accessible to users with credit card information access.

Performance Considerations

N/A

Key Tables Affected

N/A

Shared Modules

N/A

I/O Specification**Input Files**

The encrypted RTLOG file that is received from POS system. The name of this input file should be padded with the available thread number, which is ready for start. For example if the thread_val '1' is ready for start then, the input file name should be input_file.01 or input_file.1

Output File Layout

The layout of the output file is same as the RTLog file. Please refer to the 'ReSA Interface File Layout [rtlog]' section for a detailed description of RTLogs.

saescheat (Sales Audit Escheated Vouchers)

Functional Area

Oracle Retail Sales Audit (ReSA)

Module Affected

SAESCHEAT.PC

Design Overview

The laws of individual states and countries require a retailer to return monies for aged, unclaimed gift certificates and vouchers. This process is called 'escheatment'. SAESCHEAT.PC writes records for this data to tables that are read into ReIM by SAEXPIM.PC. The data can then be sent as invoices approved for payment to a financial application.

The SAESCHEAT batch program sets the status of vouchers that met certain State's escheats rules or expired to the proper status and produces a total for later export to Invoice Matching. This program calls the fuction nextEscheatSeqNo () in saescheat_nextesn batch program, which select a block of available sequence numbers.

Scheduling Constraints

Schedule Information	Description
Processing Cycle	Sales Audit – run monthly
Scheduling Considerations	Should run after ReSA Totalling and Auding process (satotals.pc and sarules.pc) and before the export to Invoice Matching (saexpim.pc) and Sales Audit purge (sapurge.pc).
Pre-Processing	N/A
Post-Processing	N/A
Threading Scheme	N/A

Restart/Recovery

The logical unit of work is a store/day. The program commits when the number of store/day records processed has reached the commit_max_ctr.

Locking Strategy

This program calls the get_lock function which uses Oracle's DMBS_LOCK functions to ensure exclusivity and avoid lock conflicts when locking a store/day for processing.

Security Considerations

N/A

Performance Considerations

N/A

Key Tables Affected

Table	Select	Insert	Update	Delete
SA_STORE_DAY	Yes	No	No	No
SA_VOUCHER	Yes	No	Yes	No
STORE	Yes	No	No	No
ADDR	Yes	No	No	No
SA_VOUCHER_OPTIONS	Yes	No	No	No
SA_ESCHEAT_VOUCHER	No	Yes	No	No
SA_ESCHEAT_TOTAL	No	Yes	No	No
SA_ESCHEAT_OPTIONS	Yes	No	No	No
COMPHEAD	Yes	No	No	No

Shared Modules

N/A

I/O Specification

N/A

saexpach (Sales Audit ACH Download)**Functional Area**

Sales Audit

Module Affected

SAEXPACH.PC

Design Overview

This module posts store/day deposit totals to the SA_STORE_ACH table and banks deposit totals for a given day in a standard BAI (Bank Administration Institute) format file for export to ACH (Account Clearing House). The ACH export deviates from the typical Sales Audit export in that store/days must be exported even though errors may have occurred for a given day or store (depending on the unit of work defined) and also the store/day does not need to be closed for the export to occur. The nature of the ACH process is such that as much money as possible must be sent as soon as possible to the consolidating bank. Any adjustments to the amount sent can be made via the sabnkach form.

Also, Oracle Retail assumes that there is only one total to be exported for ACH per store/day.

Deposits for store/days that are not 'F'ully loaded are not transferred to the consolidating bank. After they are fully loaded, their deposits are picked up by the next run of the program.

Scheduling Constraints

Schedule Information	Description
Processing Cycle	Anytime – Sales Audit is a 24/7 system.
Scheduling Considerations	This module should be run towards the end of the Sales Auditing cycle where the total (SATOTALS.PC) and rule (SARULES.PC) data are ready to be exported to the external systems.
Pre-Processing	SAPREEXP.PC (preprocessing of sales auditing export modules that require totals)
Post-Processing	N/A
Threading Scheme	N/A

Restart/Recovery

This module is in two distinct parts, with two different logical units of work. Thus, restart/recovery has to be implemented so that the first part does not get reprocessed in case the program is being restarted. Details on the implementation follow.

The first driving cursor in this module retrieves a store/day to generate ACH totals. Once the first cursor is complete, the second retrieves bank locations by account numbers.

The first Logical Unit of Work (LUW) is defined as a unique store/day combination. Records will be fetched, using the first driving cursor, in batches of `commit_max_ctr`, but processed and committed one store/day at a time.

The first driving cursor will fetch all store/days that have been 'Fully Loaded, whose audit status is 'Audited, 'HQ Errors Pending or 'Store Errors Pending and that are ready to be exported to ACH. Before processing starts, a write lock is obtained using `get_lock()`. This driving cursor only fetches store/days with a `sa_export_log.status` of `SAES_R`. After a store/day is processed, `sa_export_log.status` is set to `SAES_P` so that this store/day will not be selected again if the program is restarted. The commit is performed using `retek_force_commit` after each store/day has been processed and `sa_export_log` updated, so as to release the lock.

In case a store/day could not be processed due to locking, then the store/day information is placed on a list (called locked store/day list) and the next store/day is processed. This list is kept in memory and is available only during processing. If the store for a store/day obtained from the first driving cursor, is on the locked store/day list, then this store/day cannot be processed. This is the case because there is a data dependency such that data from a particular store/day is dependent on data for the same store but at an earlier date. Thus, if a store/day cannot be processed, then subsequent store/days for the same store cannot be processed either. After the driving cursor returns no more data, the program attempts to process each store/day on the list two more times. If the store/day is still locked, then it is skipped entirely and a message is printed to the error log.

The second LUW is a bank account number. Again, records will be fetched in batches of `commit_max_ctr`. The second driving cursor cannot retrieve information by the LUW because it is possible for the store's currency to be different from the local bank's currency. In that case, a currency conversion is needed.

For each store/day, the query should retrieve the required ACH transfer. The latter is determined by adding the estimated deposit for the next day, the adjustment to the estimate for the current day and any manual adjustment to the estimate.

Since a store can be associated with different accounts at different banks, only accounts that are consolidated should be retrieved. Since it is possible for the local bank to be in a different country than the consolidating bank, the currency of the partner should also be fetched.

Since processing is dependent on the type of account at the RDFI, the account type should be fetched by this cursor.

Due to differences in transaction processing in cases when the bank is outside the US, the partner's country should also be fetched. The results of the query should be sorted by partner country. The results of the query should also be ordered by accounts.

Locking Strategy

This program is attempted to obtain a read lock on the store/day with a call to get_lock function. If this fails, go on to the next store/day and log the problem to the error log.

Security Considerations

The fact that this program automates the transfer of funds on behalf of the user makes it a likely target for electronic theft. It must be made clear that the responsibility of electronic protection lies with the users themselves.

Following are some tips and recommendation to users:

A specific user should be used to run the program. This user would be the only one (or one of a few) who has access to this program.

The umask for this user should be setup so as to prevent other users to read/write its files. This would ensure that when the output file is created, it would not be accessible to other users.

The appropriate permissions should be setup on the directory, which holds the ACH files. The most restrictive decision would be to not allow any other user to view the contents of the directory.

The password to this user should be kept confidential.

A secure means of communication should be implemented for transferring the file from where it has been created to the ACH network. This may be done via encryption, or by copying the file to a disk and trusting the courier to deliver the files intact.

The ACH network needs to be secure.

Performance Considerations

N/A

Key Tables Affected

Table	Select	Insert	Update	Delete
SA_ACH_INFO	Yes	No	No	No
COMPHEAD	Yes	No	No	No
SA_STORE_DAY	Yes	No	No	No
COMPANY_CLOSED	Yes	No	No	No
COMPANY_CLOSED_EXCEP	Yes	No	No	No
LOCATION_CLOSED	Yes	No	No	No
SA_STORE_ACH	Yes	Yes	Yes	No
SA_BANK_STORE	Yes	No	No	No

Table	Select	Insert	Update	Delete
SA_EXPORT_LOG	Yes	No	Yes	No
STORE	Yes	No	No	No
PARTNER	Yes	No	No	No
CURRENCY_RATES	Yes	No	No	No
SA_BANK_ACH	Yes	Yes	Yes	No

I/O Specification

Output File Layout

Record Name	Field Name	Field Type	Default Value	Description
ACH File Header	Section No.	Number(3)	101	Constant Number
	Console Route No	Number(10)		The routing number of the consolidating bank .
	Sender ID	Char(10)		ID used by the originator to identify itself
	Current Date	Char(6)		Vdate in 'YYMMDD' format
	Day Time	Char(4)		Time of file creation in HH24MM format
	File Header No.	Number(7)	0094101	Constant Number
	Console Bank Name	Char(23)		Name of the Originating Financial Depository Institution
	Company Name	Char(23)		The Name of the company name
ACH CCD Batch Header	Ref Code	Char (8)		Reference Code
	Section No.	Number(4)	5225	Contant Number
	Company Name	Char(16)		The Name of the company
	Comp Disc Data	Char(20)	NULL	Any kind of data specific to the company
	Comp Id	Char(10)		Alphanumeric code to identify the company
	CCD Header Id	Char(3)	CCD	Constant value
	Comp Entry Desc	Char(10)	"CONSOL "	A short description from the Originator about the purpose of the entry.
	Tomorrow	Char(6)		Vdate+1 in 'YYMMDD' format
	Tomorrow	Char(6)		Vdate+1 in 'YYMMDD' format
	Settle Date	Char(3)	NULL	This is inserted by receiving ACH Operator
Reserved	Number(1)	1	Constant Number	

Record Name	Field Name	Field Type	Default Value	Description
ACH CBR Batch Header	Odfi Id	Number(8)		8-digit routing number of the ODFI.
	Batch No	Number(7)		Batch Number
	Section No.	Number(4)	5225	Constant Number
	Company Name	Char(16)		The Name of the company
	Reserved	Char(3)	FV1	Constant value
	Exch Rate	Number(15)		Exchange rate for the specified currency
	Reserved	Char(2)	US	Constant value
	Comp Id	Char(10)		Alphanumeric code to identify the company
	CBR Header Id	Char(3)	CBR	Constant value
	Comp Entry Desc	Char(10)	"CONSOL "	A short description from the Originator about the purpose of the entry.
	Partner Curr Code	Char(3)		Code identifying the currency the partner uses for business transactions
	Reserved	Char(3)	USD	Constant value
	Tomorrow	Char(6)		Vdate+1 in 'YYMMDD' format
	Settle Date	Char(3)	NULL	This is inserted by receiving ACH Operator
ACH CCD Entry	Reserved	Number(1)	1	Constant Number
	Odfi Id	Number(8)		8-digit routing number of the ODFI.
	Batch No	Number(7)		Batch Number
	Section No.	Number(1)	6	Constant Number
	Trans Code	Char(2)		Code used to identify the type of debit and credit. Value accepted '27','37'
	Routing No	Number(9)		routing number for the bank account
	Acct No	Char(17)		Account Number of the bank
	Deposit	Number(10)		The amount involved in the transaction* 10000 (4 implied decimal places)
	Id	Char(15)	Null	Identification Number .Optional field containing a number used by Originator to insert its own number for tracing purposes
	Store Name	Char(22)		Name of the local store

Record Name	Field Name	Field Type	Default Value	Description
	Disc Data	Char(2)	Null	Discretionary Data .Any kind of data specific to the transaction
	Reserved	Number(1)	0	Constant Number
	Trace No	Number(15)		Used to uniquely identify each entry within a batch. The first 8 digits contain the routing number of the ODFI and the other 7 contains a sequence number
ACH CBR Entry	Section No.	Number(1)	6	Constant Number
	Trans Code	Char(2)		Code used to identify the type of debit and credit. Value accepted '27','37'
	Routing No	Number(9)		Routing number for the bank account
	Acct No	Char(17)		Account Number of the bank
	Deposit	Number(10)		The amount involved in the transaction* 10000 (4 implied decimal places)
	Id	Char(15)	Null	Identification Number. Optional field containing a number used by Originator to insert its own number for tracing purposes
	Store Name	Char(22)		Name of the local store
	Disc Data	Char(2)	Null	Discretionary Data .Any kind of data specific to the transaction
	Reserved	Number(1)	1	Constant Number
	Trace No	Number(15)		Used to uniquely identify each entry within a batch. The first 8 digits contain the routing number of the ODFI and the other 7 contains a sequence number
ACH CBR Addendum	Section No.	Number(3)	701	Constant Number
	Payment Info	Char(80)	Null	Payment related info
	Reserved	Number(4)	0001	Constant Number
	Trace Seq No	Number(7)		This is the sequence number part of the Trace Number of the entry record to which this addendum is referring.
ACH Batch Control	Section No.	Number(4)	8225	Constant Number
	Batch Line Count	Number(6)		The number of entries and addenda in the batch.

Record Name	Field Name	Field Type	Default Value	Description
	Hash Count	Number(10)		This is the sum of the RDFI IDs in the detail records
	Total Batch Debit	Number(12)		These fields contain the accumulated debit and debit for the file * 10000 (4 implied decimal places)
	Total Batch Credit	Number(12)		These fields contain the accumulated credit and credit for the file * 10000 (4 implied decimal places)
	Comp Id	Char(10)		An alphanumeric code identifying the company
	Auth	Char(19)	Null	Message Authentication Code. The first 8 characters represent a code from the DES (Data Encryption Standard) algorithm. The remaining eleven characters are blanks
	Reserved	Char(6)	Null	Reserved
	ODFI Id	Number(8)		8-digit routing number of the ODFI.
	Batch No	Number(7)		Batch Number
ACH File Control	Section No.	Number(1)	9	Constant Number
	Batch count	Number(6)		The number of batches sent in the file.
	Block count	Number(6)		The number of physical blocks in the file, including both File Header and File Control Records. This is the ceiling of the number of records divided by the blocking factor, which is 10.
	Entry count	Number(8)		The number of entries and addenda in the file.
	Total hash count	Number(10)		This is the sum of the Entry Hash fields on the Batch Control Records.
	Total file debit	Number(12)		These fields contain the accumulated debit and debit for the file * 10000 (4 implied decimal places)
	Total file credit,	Number(12)		These fields contain the accumulated credit and credit for the file * 10000 (4 implied decimal places)
	Reserved	Char(39)	Null	Reserved

Record Name	Field Name	Field Type	Default Value	Description
ACH Completed Block	End string	Char(94)		Mark the end of the file: a string of 94 '9's. The number of end lines with a string of 94 '9's is identified by the below equation. $10 - \text{mod}(\text{no of lines in the file}, 10)$

saexpgl (Sales Audit Export to GL)

Functional Area

Retail Sales Audit (ReSA)

Module Affected

SAEXPGL.PC

Design Overview

The purpose of SAEXPGL batch module is to post all properly configured user defined ReSA totals to the STG_FIF_GL_DATA staging table so that the user defined general ledger application (Oracle or PeopleSoft) can extract the data and post it to GL. Totals without errors will be posted to the appropriate accounting ledger, as defined in the Sales Audit Oracle cross-reference user module. Depending on the unit of work system option, the data will be sent at either the store/day or individual total level. Newly revised totals that have already been posted to the ledger will have their previous revision reversed, and the new total posted to the appropriate accounts. Transactions that are from previous periods will be posted to the current period.

When integrated with PeopleSoft Enterprise Financials through the Application Integration Architecture (AIA), the program also generates and attaches a reference key to the records in STG_FIF_GL_DATA. The reference key can be used for drill back and drill forward operations between PeopleSoft Enterprise Financials and the Oracle Retail application.

Scheduling Constraints

Schedule Information	Description
Processing Cycle	Anytime. The processing cycle of the Sales Audit is a 24/7 system.
Scheduling Considerations	This program should run after the ReSA Totaling process (satotals.pc) and Audit Rules process (sarules.pc).
Pre-Processing	N/A
Post-Processing	N/A
Threading Scheme	N/A

Restart/Recovery

The logical unit of work for this module is defined as a unique store/day combination. Records will be fetched, updated and inserted in batches the size of commit max counter. Only one commit will be done after a store/day has been completely processed. A call to `release_lock()` performs a commit.

Locking Strategy

This program obtains a read lock on the store/day with a call to `get_lock`. Failure to obtain a lock results in a non-fatal error with the program continuing on to the next store/day. An entry is written to the error log for the store/day that could not be locked.

Security Considerations

N/A

Performance Considerations

N/A

Key Tables Affected

Table	Select	Insert	Update	Delete
FIF_GL_SETUP	Yes	No	No	No
SYSTEM_OPTIONS	Yes	No	No	No
SA_EXPORT_LOG	Yes	No	Yes	No
STORE	Yes	No	No	No
SA_FIF_GL_CROSS_REF	Yes	No	No	No
STG_FIF_GL_DATA	No	Yes	No	No
IF_ERRORS	No	Yes	No	No
SA_EXPORTED	No	Yes	Yes	No
MV_LOC_SOB	Yes	No	No	No
KEY_MAP_GL	No	Yes	No	No
SA_GL_REF_DATA	No	Yes	No	No

Shared Modules

N/A

I/O Specification

N/A

saexpim (Sales Audit Export to Invoice Matching)

Functional Area

Oracle Retail Sales Audit (ReSA)

Module Affected

SAEXPIM.PC

Design Overview

The purpose of this Invoice Matching (SAEXPIM) program is to support invoices from Direct Store Delivery and Escheatment sales audit transactions. Direct Store Delivery invoices refer to products or services that are delivered to the store and paid out at the store. This program takes DSD invoices that were staged to the SA_TRAN_HEAD table by the SAIMPTLOG.PC program and moves them into the INVC_HEAD table. All DSD transactions are assumed paid. They can be assumed received if there is a proof of delivery number listed on them. Transactions with a vendor invoice ID or a proof of delivery number should be matched to any existing invoice in INVC_HEAD, and that invoice updated with the new information being interfaced. Invoices that do not match an existing invoice in INVC_HEAD need to be inserted. Each transaction is exported to INVC_HEAD table only once.

The Sales Audit Transaction type used to identify invoices for Direct Store Delivery transactions are "Paid Out". Transaction types are stored on the codes tables with a code_type = 'TRAT'. The Paid Out transaction has a code of 'PAIDOU'. The Sales Audit sub-transaction types are used to identify whether the invoice is an "Expense Vendor Payout" or a "Merchandise Vendor Payout". These types are stored on the codes table with a code_type = 'TRAS'. The codes are 'EV' for Expense Vendor Payout and 'MV' for Merchandise Vendor Payout. Any Paid Out transaction with a sub transaction type of Expense Vendor creates a non-merchandise invoice and causes a record to be written to the INVC_NON_MERCH table. ReSA stores non-merchandise codes in the reason_code field on sa_tran_head. Valid values for these reason codes should correspond to the codes stored on the non_merch_code_head table.

In addition to DSD invoices, this program also interfaces Escheatment totals to Invoice Matching. Escheatment is the process where an unredeemed gift certificate/voucher or credit voucher is, after a set period of time, paid out as income to the issuing Retailer or in some states, the State receives this escheatment income. ReSA is the governing system that determines who receives this income, but Invoice Matching sends the totals, with the related Partner, to Accounts Payable. Escheatment information is stored on the ReSA SA_TOTALS table and is used to create non-merchandise invoices in Invoice Matching. These invoices are assumed not paid.

Scheduling Constraints

Schedule Information	Description
Processing Cycle	Daily – Anytime, Sales Audit is a 24/7 system.
Scheduling Considerations	This module should be executed after the ReSA transaction import process after sapreexp
Pre-Processing	N/A

Schedule Information	Description
Post-Processing	N/A
Threading Scheme	N/A

Restart/Recovery

The logical unit of work for this module is defined as a unique store/day combination. Records are fetched, updated and inserted based on the commit_max_ctr specified on the RESTART_CONTROL table. Only two commits are done, one to establish the store/day lock and another at the end, to release the lock after a store/day is completely processed. In case of failure, all work done is rolled back to the point right after the call to get_lock and releases the lock. Thus, the rollback segment should be large enough to hold all inserts into sa_exported for one store_day.

Locking Strategy

This program is attempted to obtain a read lock on the store/day with a call to get_lock. If this fails, go on to the next store/day and log the problem to the error log.

Security Considerations

N/A

Performance Considerations

N/A

Key Tables Affected

Table	Select	Insert	Update	Delete
SYSTEM_OPTIONS	Yes	No	No	No
SA_STORE_DAY	Yes	No	No	No
SA_EXPORT_LOG	Yes	No	No	No
SA_TRAN_HEAD	Yes	No	No	No
SA_TRAN_TENDER	Yes	No	No	No
SA_EXPORTED	Yes	Yes	No	No
INVC_HEAD	Yes	Yes	Yes	No
INVC_NON_MERCH	No	Yes	Yes	No
INVC_XREF	No	Yes	No	No
TERMS	Yes	No	No	No
SUPS	Yes	No	No	No
PARTNER	Yes	No	No	No
CURRENCY_RATES	Yes	No	No	No
ADDR	Yes	No	No	No
SA_ERROR	Yes	No	No	No
SA_ERROR_IMPACT	Yes	No	No	No

Shared Modules

N/A

I/O Specification

N/A

saexprdw (Sales Audit Export to RDW)**Functional Area**

Oracle Retail Sales Audit (ReSA)

Module Affected

SAEXPRDW.PC

Design Overview

The purpose of this batch module is to fetch all corrected sale and return transactions that do not have RDW errors from the Oracle Retail Sales Audit (ReSA) database tables for transmission to the Oracle Retail Merchandising System Data Warehouse (RDW). The data is sent at the store day level. If the transaction has a status of Deleted and if it is previously Transmitted, a reversal of the transaction is sent. Four files of type RDWT, RDWF, RDWS and RDWC is created for each store_day.

Scheduling Constraints

Schedule Information	Description
Processing Cycle	Anytime – ReSA is a 24/7 system
Scheduling Considerations	This runs after auditors have made corrections to the data.
Pre-Processing	sagetref.pc to get waste data, and saimptlog.pc and saimptlogfin.pc to get post-void data
Post-Processing	stslmat.pc, ttldmat.pc, lptotclat.pc, lptotldat.pc
Threading Scheme	Multi-threaded by store

Restart/Recovery

The logical unit of work for this module is defined as a unique store/day combination. Records are fetched, updated and inserted based on the commit_max_ctr. Only two commits are done: one to establish the store/day lock and another at the end, to release the lock after a store/day is completely processed. The RDWT, RDWF, RDWS and RDWC formatted output files are created with temporary names and renamed just before the end of store/day commit.

In case of a failure, all the work done is rolled back to the point right after the call to get_lock() and releases the lock. Thus, the rollback segment should be large enough to hold all inserts into sa_exported for one store/day.

Locking Strategy

This program attempts to obtain a read lock on the store/day with a call to get_lock(). If this fails, go on to the next store/day and log the problem to the error log.

Security Considerations

Credit card numbers and other customer information are present in the output files. Access to these files is controlled only by the Unix permissions that these files have.

Performance Considerations

N/A

Key Tables Affected

Table	Select	Insert	Update	Delete
SA_STORE_DAY	Yes	No	No	No
SA_EXPORT_LOG	Yes	No	No	No
V_RESTART_STORE	Yes	No	No	No
SA_STORE_PRICE_HIST_TEMP	No	Yes	No	No
SA_TRAN_HEAD	Yes	No	No	No
SA_CUSTOMER	Yes	No	No	No
SA_STORE_EMP	Yes	No	No	No
SA_ERROR	Yes	No	No	No
SA_ERROR_IMPACT	Yes	No	No	No
SA_EXPORTED	Yes	No	No	No
SA_TRAN_HEAD_REV	Yes	No	No	No
SA_EXPORTED_REV	Yes	No	No	No
SA_TRAN_ITEM	Yes	No	No	No
SA_TRAN_ITEM_REV	Yes	No	No	No
SA_TRAN_DISC	Yes	No	No	No
SA_TRAN_DISC_REV	Yes	No	No	No
SA_TRAN_TENDER	Yes	No	No	No
SA_VOUCHER	Yes	No	No	No
SA_TRAN_TENDER_REV	Yes	No	No	No
SA_STORE_DAY_READ_LOCK	No	Yes	No	Yes

I/O Specification

Output File Layout

Four output files are created for each store_day.

RDWT - Transaction File

RDWF - Form of Payment (Tender) file

RDWS - Store Totals output file

RDWC - Cashier output File

Each output file is converted into a format for loading into RDW by the resa2rdw Perl script.

Oracle Retail Sales Audit (ReSA) – File Layout – RDW

File layouts for interface between sales audit and data warehouse.

Char fields are left justified and blank filled.

Number fields are right justified and zero filled. They can contain only numbers.

Numeric fields are left justified and blank filled. They can contain only numbers.

Transaction Item Information produced by saexprdw.pc

Record Name	Field Name	Field Type	Default Value	Description	Required
File Header	File Type Record Descriptor	Char(5)	FHEAD	Identifies file record type	
	File Line Identifier	Number(10)	specified by external system	ID of current line being processed by input file.	Yes
	File Type Definition	Char(4)	RDWT	Identifies file as 'RDW Transaction file'	Yes
	File Create Date	Number(14)	create date	Date file was written by external system. Format YYYYMMDDHH24MISS	Yes
Transaction Header	File Type Record Descriptor	Char(5)	THEAD	Identifies transaction record type	
	File Line Identifier	Number(10)	specified by external system	ID of current line being processed by input file.	Yes
	Business date	Number(8)		Format YYYYMMDD (Note, This is the date the RDW considers the transaction date)	Yes
	Transaction Date	Number(14)	transaction date	Date sale/return transaction was processed at the POS. Format YYYYMMDDHH24MISS (Note, the RDW only uses the HH24MI part of this date)	Yes
	Location	Number(10)	specified by external system	Store or warehouse identifier	Yes
	Register ID	Char(5)		The register identifier	Yes, -1 for null
	Banner ID	Char(4)		The unique identifier of the banner.	Yes, -1 for null
	Line Media ID	Char(10)		The identifier of the media for the order line. For non-merchandise items, such as Shipping & Handling, Service Lines, and gift certificates, the media code are that of the order line it's associated.	Yes, -1 for null
Selling Item ID	Char(25)		The unique identifier of a selling item.	Yes, -1 for null	

Record Name	Field Name	Field Type	Default Value	Description	Required
	Customer Order Header ID	Char(30)		The unique identifier of a customer order.	Yes, -1 for null
	Customer Order Line ID	Char(30)		The identifier of a customer order line. For a Value Added Service, like monogramming, this is the line number for the item which the service was applied.	Yes, -1 for null
	Customer Order Create Date	Number(8)		The customer order creation date	Yes, 'transaction date' for null
	Cashier Identifier	Char(10)		The cashier number. This is the unique employee number.	Yes, -1 for null
	Salesperson Identifier	Char(10)		The salesperson number. This is the unique employee number.	Yes, -1 for null
	Customer ID Type	Char(6)		The type of ID number used by this customer.	Yes, -1 for null
	Customer ID Number	Char(16)		Customer id associated with the transaction.	Yes, -1 for null
	Transaction Number	Number(10)		The unique transaction reference number generated by the POS.	Yes
	Original Register ID	Char(5)		Register ID of the original transaction.	Yes for a transaction type of 'PVOID'.
	Original Transaction Number	Number(10)		Transaction number of the original transaction.	Yes for a transaction type of 'PVOID'.
	Transaction Header Number	Numeric(20)		Unique reference used within sales audit to represent the date/store/register/tran_no	Yes
	Revision number	Number(3)		Number used to identify the version of the transaction being sent.	Yes
	Sales Sign	Char(1)	'P'- positive 'N' – negative	Determines if the Total Sales Quantity and Total Sales Value are positive or negative.	Yes
	Transaction Type	Char(6)		Transaction type code	Yes
	Sub Transaction Type	Char(6)		The Sub Transaction type	Yes, -1 for null

Record Name	Field Name	Field Type	Default Value	Description	Required
	Retail Type	Char(1)	'Regular, 'Promo, or 'Clearance		Yes
	Item_Seq_No	Number(4)		The order in which items were entered during the transaction.	No
	Employee Number (Cashier)	Char(10)		Employee identification number. This is only populated if the sub transaction type is 'EMP'.	Yes, -1 for null
	Receipt Indicator	Char(1)		Flag that identifies returns that are processed without a receipt. This field is only populated if the transaction type is 'RETURN'.	No
	Reason Code	Char(6)		A reason is required with a Paid In/Out transaction type, and optional with a return transaction.	Yes, -1 for null
	Vendor number	Numeric(10)		This is only populated when the paid in code is Expense Vendor	No
	Item Type	Char(6)	item type identifier	Type of item sold, 'ITEM', 'REF', 'GCN' (gift certificate number), or 'NMITEM'	No
	Item	Char(25)		ID number of the item or gift certificate.	No. Required if Item Type is not null.
	Ref Item	Char(25)		Sub-transaction level item	No. Also, this field can never be populated without a transaction level item in the item field.
	Taxable Indicator	Char(1)		Taxable/non-taxable status indicator	No
	Entry/mode	Char(6)		Indicator that identifies whether the item was scanned or manually entered	No
	Department	Number(4)		Department of item sold or returned. Yes need to validate if using ReSA.	No

Record Name	Field Name	Field Type	Default Value	Description	Required
	Class	Number(4)		Class of item sold or returned. Yes need to validate if using ReSA.	No
	Subclass	Number(4)		Subclass of item sold or returned. Yes need to validate if using ReSA.	No
	Total Sales Quantity	Number(12)		Number of units sold at a particular location with 4 implied decimal places.	No
	Total Transaction Value	Number(20)		Sales value, net sales value of goods sold/returned with 4 implied decimal places.	No
	Override Reason	Char(6)		This column is populated when an item's price is overridden at the POS to define why it was overridden. This is also always sent if the transaction originated in RCOM.	Yes, -1 for null
	Return Reason	Char(6)		The reason an item was returned.	Yes, -1 for null
	Total original sign	Char(1)	'P' - positive 'N' - negative		No
	Total Original Sales Value	Number(20)		This column is populated when the item's price was overridden at the POS and the item's original unit retail is known. This is always written when the transaction originated in RCOM. This has 4 implied decimals.	No
	Weather	Char(6)		For transaction types of 'COND', this field stores the type of weather for the store-day.	No
	Temperature	Char(6)		For transaction types of 'COND', this field stores the type of temperature for the store-day.	No
	Traffic	Char(6)		For transaction types of 'COND', this field stores the type of traffic for the store-day.	No
	Construction	Char(6)		For transaction types of 'COND', this field stores information regarding any construction on that store-day.	No
	Drop Shipment Indicator	Char(1)	'Y' or 'N'	Indicates whether item is involved in a drop shipment.	Yes

Record Name	Field Name	Field Type	Default Value	Description	Required
Transaction Detail	File Type Record Descriptor	Char(5)	TDETL	Identifies transaction record type	
	File Line Identifier	Number(10)	specified by external system	ID of current line being processed by input file.	Yes
	Discount Type	Char(6)		Code for discount type from code_detail, code_type = 'SADT'	No
	Promotional Transaction Type	Char(6)		Code for promotional type from code_detail, code_type = 'PRMT'	Yes
	Promotion Number	Numeric(10)	promotion number	Promotion number from the RMS	No
	Promotion Component Number	Numeric(10)	Promo_comp_id from RPM		Required if it is a promotional sale.
	Coupon Number	Char(16)			Yes if Discount Type is 'SCOUP'.
	Coupon Reference Number	Char(16)			No
	Sales Quantity	Number(12)		Number of units sold in this prom type with 4 implied decimal places.	No
	Transaction Sign	Char(1)	'P'- positive 'N' – negative		Yes
Transaction Value	Number(20)		Value of units sold in this promotion type with 4 implied decimal places.	Yes	
Discount Value	Number(20)		Value of discount given in this prom type with 4 implied decimal places.	Yes	
Transaction Trailer	File Type Record Descriptor	Char(5)	TTAIL	Identifies file record type	
	File Line Identifier	Number(10)	specified by external system	ID of current line being processed by input file.	Yes
	Transaction Count	Number(6)	specified by external system	Number of TDETL records in this transaction set	Yes
File Trailer	File Type Record Descriptor	Char(5)	FTAIL	Identifies file record type	

Record Name	Field Name	Field Type	Default Value	Description	Required
	File Line Identifier	Number(10)	specified by external system	ID of current line being processed by input file.	Yes
	File Record Counter	Number(10)		Number of records/transactions processed in current file (only records between head & tail)	Yes

Transaction Item Information Produced by saexprdw.pc after Translation by resa2rdw

Record Name	Field Name	Field Type	Default Value	Description	Required
	Business date	Number(8)		Format YYYYMMDD	Yes
	Transaction Date	Number(14)	transaction date	Date sale/return transaction was processed at the POS. Format YYYYMMDDHH24MISS	Yes
	Location	Number(10)	specified by external system	Store or warehouse identifier	Yes
	Register ID	Char(5)		The register identifier	Yes, -1 for null
	Banner ID	Char(4)		The unique identifier of the banner.	Yes, -1 for null
	Line Media ID	Char(10)		The identifier of the order line media. For non-merchandise items, such as Shipping & Handling, Service Lines, and gift certificates, the media code are that of the order line it's associated.	Yes, -1 for null
	Selling Item ID	Char(25)		The unique identifier of a selling item.	Yes, -1 for null
	Customer Order Header ID	Char(30)		The unique identifier of a customer order.	Yes, -1 for null
	Customer Order Line ID	Char(30)		The identifier of a customer order line. For a Value Added Service, like monogramming, this is the line number for the item, which the service was applied.	Yes, -1 for null
	Customer Order Create Date	Number(8)		The customer order creation date	Yes, 'transaction date' for null

Record Name	Field Name	Field Type	Default Value	Description	Required
	Cashier Identifier	Char(10)		The cashier number. This is the unique employee number.	Yes, -1 for null
	Salesperson Identifier	Char(10)		The salesperson number. This is the unique employee number.	Yes, -1 for null
	Customer ID Type	Char(6)		The type of ID number used by this customer.	Yes, -1 for null
	Customer ID Number	Char(16)		Customer id associated with the transaction.	Yes, -1 for null
	Transaction Number	Number(10)		The unique transaction reference number generated by the POS.	Yes
	Original Register ID	Char(5)		Register ID of the original transaction.	Yes for a transaction type of 'PVOID'.
	Original Transaction Number	Number(10)		Transaction number of the original transaction.	Yes for a transaction type of 'PVOID'.
	Transaction Header Number	Numeric(20)		Unique reference used within sales audit to represent the date/store/register/tran_no	Yes
	Revision number	Number(3)		Number used to identify the version of the transaction being sent.	Yes
	Sales Sign	Char(1)	'P'- positive 'N' – negative	Determines if the Total Sales Quantity and Total Sales Value are positive or negative.	Yes
	Transaction Type	Char(6)		Transaction type code	Yes
	Sub Transaction Type	Char(6)		The Sub Transaction type	Yes, -1 for null
	Retail Type	Char(1)	'R'egular, 'P'romo, or 'C'learance		Yes
	Item_Seq_No	Number(4)		The order in which items were entered during the transaction.	No
	Employee Number (Cashier)	Char(10)		Employee identification number. This is only populated if the sub transaction type is 'EMP'.	Yes, -1 for null

Record Name	Field Name	Field Type	Default Value	Description	Required
	Receipt Indicator	Char(1)		Flag that identifies returns that were processed without a receipt. This field is only populated if the transaction type is 'RETURN'.	No
	Reason Code	Char(6)		A reason is required with a Paid In/Out transaction type, and optional with a return transaction.	Yes, -1 for null
	Vendor number	Numeric(10)		This is only populated when the paid in code is Expense Vendor	No
	Item Type	Char(6)	item type identifier	Type of item sold, 'ITEM', 'REF', 'GCN' (gift certificate number), or 'NMITEM'	No
	Item	Char(25)		ID number of the item or gift certificate.	No. Required if Item Type is not null.
	Ref Item	Char(25)		Sub-transaction level item	No. Also, this field can never be populated without a transaction level item in the item field.
	Taxable Indicator	Char(1)		Taxable/non-taxable status indicator	No
	Entry/mode	Char(6)		Indicator that identifies whether the item was scanned or manually entered	No
	Department	Number(4)		Department of item sold or returned. Yes need to validate if using ReSA.	No
	Class	Number(4)		Class of item sold or returned. Yes need to validate if using ReSA.	No
	Subclass	Number(4)		Subclass of item sold or returned. Yes need to validate if using ReSA.	No
	Total Sales Quantity	Number(12)		Number of units sold at a particular location with 4 implied decimal places.	No

Record Name	Field Name	Field Type	Default Value	Description	Required
	Total Transaction Value	Number(20)		Sales value, net sales value of goods sold/returned with 4 implied decimal places.	No
	Override Reason	Char(6)		This column is populated when an item price is overridden at the POS to define why it was overridden. This is always sent if the transaction originated in RCOM.	Yes, -1 for null
	Return Reason	Char(6)		The reason an item was returned.	Yes, -1 for null
	Total original sign	Char(1)	'P' - positive 'N' - negative		No
	Total Original Sales Value	Number(20)		This column is populated when the item's price was overridden at the POS and the item's original unit retail is known. This is always sent if the transaction originated in RCOM. This has 4 implied decimals.	No
	Weather	Char(6)		For transaction types of 'COND', this field stores the type of weather for the store-day.	No
	Temperature	Char(6)		For transaction types of 'COND', this field stores the type of temperature for the store-day.	No
	Traffic	Char(6)		For transaction types of 'COND', this field stores the type of traffic for the store-day.	No
	Construction	Char(6)		For transaction types of 'COND', this field stores information regarding any construction on that store-day.	No
	Drop Shipment Indicator	Char(1)	'Y' or 'N'	Indicates whether item is involved in a drop shipment.	No
	Discount Type	Char(6)		Code for discount type from code_detail, code_type = 'SADT'	No

Record Name	Field Name	Field Type	Default Value	Description	Required
	Promotional Transaction Type	Char(6)		Code for promotional type from code_detail, code_type = 'PRMT'	Yes
	Promotion Number	Numeric(10)	promotion number	Promotion number from the RMS	No
	Promotion Component Number	Numeric(10)	Promo_comp_id from RPM		Required if it is a promotional sale.
	Coupon Number	Char(16)			Yes if Discount Type is 'SCOUP'.
	Coupon Reference Number	Char(16)			No
	Sales Quantity	Number(12)		Number of units sold in this prom type with 4 implied decimal places.	No
	Transaction Sign	Char(1)	'P' - positive 'N' - negative		Yes
	Transaction Value	Number(20)		Value of units sold in this promotion type with 4 implied decimal places.	Yes
	Discount Value	Number(20)		Value of discount given in this prom type with 4 implied decimal places.	Yes

RDW Form of Payment File

Record Name	Field Name	Field Type	Default Value	Description	Required
File Header	File Type Record Descriptor	Char(5)	FHEAD	Identifies file record type	
	File Line Identifier	Number(10)	specified by external system	ID of current line being processed by input file.	Yes
	File Type Definition	Char(4)	RDWF	Identifies file as 'RDW Form of Payment (Tender) file'	Yes
	File Create Date	Numeric(14)	create date	date file was written by external system. Format YYYYMMDDHH24MISS	Yes
File Detail	File Type Record Descriptor	Char(5)	FDETL	Identifies file record type	

Record Name	Field Name	Field Type	Default Value	Description	Required
	File Line Identifier	Number(10)	specified by external system	ID of current line being processed by input file.	Yes
	Business date	Numeric(8)		Format YYYYMMDD	Yes
	Transaction Date	Numeric(14)	transaction date	Date sale/return transaction was processed at the POS. Format YYYYMMDDHH24MISS	Yes
	Location	Number(10)	specified by external system	Store or warehouse identifier.	Yes
	Cashier Identifier	Char(10)		The cashier number. This is the unique employee number.	Yes, -1 for null
	Register Identifier	Char(5)			Yes, -1 for null
	Sales Sign	Char(1)	'P'- positive 'N' - negative	Determines if the Total Sales Quantity and Total Sales Value are positive or negative.	Yes
	Transaction Sequence Number	Numeric(20)		Unique reference used within sales audit to represent the date/store/register/transaction number	Yes
	Revision number	Number(3)		Number used to identify the version of the transaction being sent.	Yes
	Transaction Type	Char(6)		Transaction type code.	Yes
	Tender type group	Char(6)			Yes
	Tender type id	Numeric(6)		Tender type code.	Yes
	Tender amount	Number(20)		Tender amount.	Yes
	Credit Card Number	Numeric(16)			No
	Credit Card Expiration Date	Numeric(8)		Format YYYYMMDD	No
	Credit Card Authorization Number	Char(16)			No

Record Name	Field Name	Field Type	Default Value	Description	Required
	Credit Card Authorization Source	Char(6)		Contains whether the authorization number was electronically transmitted or manually keyed in after obtaining it via a telephone call. The code type for this field is 'CCAS'.	No
	Credit Card Entry Mode	Char(6)		Contains the method in which the transaction was entered at the POS. Possible entry modes could include: Terminal Used, Magnetic Strip Track One Read, Magnetic Strip Two Read, Magnetic Strip One Transmitted, or Magnetic Strip Two Transmitted. The code type for this field is 'CCEM'.	No
	Credit Card Cardholder Verification	Char(6)		Contains the method of identification that was used by the cardholder to verify their identity. Possible values include Signature Verified ('S'), Card Shown ('C'), PIN Entered ('P'), Mail Order / Phone ('M'). The code type for this field is 'CCVF'.	No
	Credit Card Terminal ID	Char(5)		Contains the identification code of the terminal within the store that the transaction was transmitted.	No

Record Name	Field Name	Field Type	Default Value	Description	Required
	Credit Card Special Conditions	Char(6)		Contains the special condition of the transaction (mail, phone or electronic-secured or non-secured authentication). The code type for this field is 'CCSC'.	No
	Voucher Number	Char(16)			No
	Voucher Age	Numeric(5)		Age of the gift certificate. redeemed date minus sold date.	Yes if Tender Type Group is 'VOUCH'.
	Escheat Date	Numeric(8)		Date on which this gift certificate escheats. Format is YYYYMMDD.	Yes if voucher can escheat.
	Coupon Number	Char(16)			Yes if Tender Type Group is 'COUPON'.
	Coupon Reference Number	Char(16)			No. Only if Tender Type Group is 'COUPON'.
File Trailer	File Type Record Descriptor	Char(5)	FTAIL	Identifies file record type	
	File Line Identifier	Number(10)	specified by external system	ID of current line being processed by input file.	Yes
	File Record Counter	Number(10)		Number of records/transactions processed in current file (only records between head & tail)	Yes

RDW Form of Payment File after translation by resa2rdw

Record Name	Field Name	Field Type	Default Value	Description	Required
	Business date	Numeric(8)		Format YYYYMMDD	Yes

Record Name	Field Name	Field Type	Default Value	Description	Required
	Transaction Date	Numeric(14)	transaction date	Date sale/return transaction was processed at the POS. Format YYYYMMDDHH24MISS	Yes
	Location	Number(10)	specified by external system	Store or warehouse identifier.	Yes
	Cashier Identifier	Char(10)		The cashier number. This is the unique employee number.	Yes, -1 for null
	Register Identifier	Char(5)			Yes, -1 for null
	Sales Sign	Char(1)	'P'- positive 'N' – negative	Determines if the Total Sales Quantity and Total Sales Value are positive or negative.	Yes
	Transaction Sequence Number	Numeric(20)		Unique reference used within sales audit to represent the date/store/register/transaction number	Yes
	Revision number	Number(3)		Number used to identify the version of the transaction being sent.	Yes
	Transaction Type	Char(6)		Transaction type code.	Yes
	Tender type group	Char(6)			Yes
	Tender type id	Numeric(6)		Tender type code.	Yes
	Tender amount	Number(20)		Tender amount.	Yes
	Credit Card Number	Numeric(16)			No
	Credit Card Expiration Date	Numeric(8)		Format YYYYMMDD	No
	Credit Card Authorization Number	Char(16)			No

Record Name	Field Name	Field Type	Default Value	Description	Required
	Credit Card Authorization Source	Char(6)		Contains whether the authorization number was electronically transmitted or manually keyed in after obtaining it via a telephone call. The code type for this field is 'CCAS'.	No
	Credit Card Entry Mode	Char(6)		Contains the method in which the transaction was entered at the POS. Possible entry modes could include: Terminal Used, Magnetic Strip Track One Read, Magnetic Strip Two Read, Magnetic Strip One Transmitted, or Magnetic Strip Two Transmitted. The code type for this field is 'CCEM'.	No
	Credit Card Cardholder Verification	Char(6)		Contains the method of identification that was used by the cardholder to verify their identity. Possible values include Signature Verified ('S'), Card Shown ('C'), PIN Entered ('P'), Mail Order / Phone ('M'). The code type for this field is 'CCVF'.	No
	Credit Card Terminal ID	Char(5)		Contains the identification code of the terminal within the store that the transaction was transmitted.	No

Record Name	Field Name	Field Type	Default Value	Description	Required
	Credit Card Special Conditions	Char(6)		Contains the special condition of the transaction (mail, phone or electronic-secured or non-secured authentication). The code type for this field is 'CCSC'.	No
	Voucher Number	Char(16)			No
	Voucher Age	Numeric(5)		Age of the gift certificate. redeemed date minus sold date.	Yes if Tender Type Group is 'VOUCH'.
	Escheat Date	Numeric(8)		Date on which this gift certificate escheats. Format is YYYYMMDD.	Yes if voucher can escheat.
	Coupon Number	Char(16)			Yes if Tender Type Group is 'COUPON'.
	Coupon Reference Number	Char(16)			No. Only if Tender Type Group is 'COUPON'.

Store Totals Information

Record Name	Field Name	Field Type	Default Value	Description	Required
File Header	File Type Record Descriptor	Char(5)	FHEAD	Identifies file record type	
	File Line Identifier	Number(10)	specified by external system	ID of current line being processed by input file.	Yes
	File Type Definition	Char(4)	RDWS	Identifies file as 'RDW Store Totals file'	Yes
	File Create Date	Numeric(14)	create date	date file was written by external system. Format YYYYMMDDHH24MISS	Yes
File Detail	File Type Record Descriptor	Char(5)	FDETL	Identifies transaction record type	
	File Line Identifier	Number(10)	specified by external system	ID of current line being processed by input file.	Yes

Record Name	Field Name	Field Type	Default Value	Description	Required
	Business date	Number(8)		Format YYYYMMDD	Yes
	Location	Number(10)	specified by external system	Store or warehouse identifier	Yes
	Sales Sign	Char(1)	'P'- positive 'N' – negative	Determines if the Total Sales Quantity and Total Sales Value are positive or negative.	Yes
	Total ID	Char(10)		Category identifier used to determine the type of total.	Yes
	Reference Number 1	Char(30)			No
	Reference Number 2	Char(30)			No
	Reference Number 3	Char(30)			No
	Total Sign	Char(1)	'P'- positive 'N' – negative		Yes
	Total Amount	Number(20)		Total over/short amount with 4 implied decimal places.	Yes
File Trailer	File Type Record Descriptor	Char(5)	FTAIL	Identifies file record type	
	File Line Identifier	Number(10)	specified by external system	ID of current line being processed by input file.	Yes
	File Record Counter	Number(10)		Number of records/transaction s processed in current file (only records between head & tail)	Yes

Store Totals Information after Translation by resa2rdw

Record Name	Field Name	Field Type	Default Value	Description	Required
	Business date	Number(8)		Format YYYYMMDD	Yes
	Location	Number(10)	specified by external system	Store or warehouse identifier	Yes

Record Name	Field Name	Field Type	Default Value	Description	Required
	Sales Sign	Char(1)	'P'- positive 'N' – negative	Determines if the Total Sales Quantity and Total Sales Value are positive or negative.	Yes
	Total ID	Char(10)		Category identifier used to determine the type of total.	Yes
	Reference Number 1	Char(30)			No
	Reference Number 2	Char(30)			No
	Reference Number 3	Char(30)			No
	Total Sign	Char(1)	'P'- positive 'N' – negative		Yes
	Total Amount	Number(20)		Total over/short amount with 4 implied decimal places.	Yes

Cashier/Register Totals Information

Record Name	Field Name	Field Type	Default Value	Description	Required
File Header	File Type Record Descriptor	Char(5)	FHEAD	Identifies file record type	
	File Line Identifier	Number(10)	specified by external system	ID of current line being processed by input file.	Yes
	File Type Definition	Char(4)	RDWC	Identifies file as 'RDW Cashier/Register Totals file'	Yes
	File Create Date	Numeric(14)	create date	date file was written by external system. Format YYYYMMDDHH24 MISS	Yes
File Detail	File Type Record Descriptor	Char(5)	FDETL	Identifies transaction record type	
	File Line Identifier	Number(10)	specified by external system	ID of current line being processed by input file.	Yes
	Business date	Number(8)		Format YYYYMMDD	Yes

Record Name	Field Name	Field Type	Default Value	Description	Required
	Location	Number(10)	specified by external system	Store or warehouse identifier	Yes
	Cashier Identifier	Char(10)		The cashier number	Yes, -1 for null If Cashier_id is NULL then Register_id has value. If Cashier_id has value then Register_id is NULL.
	Register ID	Char(5)		The register identifier	Yes, -1 for null If Cashier_id is NULL then Register_id has value. If Cashier_id has value then Register_id is NULL.
	Sales Sign	Char(1)	'P' - positive 'N' - negative	Determines if the Total Sales Quantity and Total Sales Value are positive or negative.	Yes
	Total ID	Char(10)		Category identifier used to determine the type of total.	Yes
	Reference Number 1	Char(30)			No
	Reference Number 2	Char(30)			No
	Reference Number 3	Char(30)			No
	Total Sign	Char(1)	'P' - positive 'N' - negative		Yes
	Total Amount	Number(20)		Total over/short amount with 4 implied decimal places.	Yes
File Trailer	File Type Record Descriptor	Char(5)	FTAIL	Identifies file record type	
	File Line Identifier	Number(10)	specified by external system	ID of current line being processed by input file.	Yes

Record Name	Field Name	Field Type	Default Value	Description	Required
	File Record Counter	Number(10)		Number of records/transactions processed in current file (only records between head & tail)	Yes

Cashier/ Register Totals Information after Translation by resa2rdw

Record Name	Field Name	Field Type	Default Value	Description	Required
	Business date	Number(8)		Format YYYYMMDD	Yes
	Location	Number(10)	specified by external system	Store or warehouse identifier	Yes
	Cashier Identifier	Char(10)		The cashier number	Yes, -1 for null If Cashier_id is NULL then Register_id has value. If Cashier_id has value then Register_id is NULL.
	Register ID	Char(5)		The register identifier	Yes, -1 for null If Cashier_id is NULL then Register_id has value. If Cashier_id has value then Register_id is NULL.
	Sales Sign	Char(1)	'P' - positive 'N' - negative	Determines if the Total Sales Quantity and Total Sales Value are positive or negative.	Yes
	Total ID	Char(10)		Category identifier used to determine the type of total.	Yes
	Reference Number 1	Char(30)			No
	Reference Number 2	Char(30)			No
	Reference Number 3	Char(30)			No

Record Name	Field Name	Field Type	Default Value	Description	Required
	Total Sign	Char(1)	'P'- positive 'N' – negative		Yes
	Total Amount	Number(20)		Total over/short amount with 4 implied decimal places.	Yes

saexprms (Sales Audit Export to RMS)

Functional Area

Oracle Retail Sales Audit (ReSA)

Module Affected

SAEXPRMS.PC

Design Overview

The purpose of this batch module is to fetch all corrected sale and return transactions that do not have RMS errors from the Retail Sales Audit (ReSA) database tables for transmission to the Retail Merchandising System (RMS). If sa_system_options.unit_of_work is 'S', then the whole store/day is skipped if any RMS error is found. If this value is 'T', then only transactions with RMS errors are skipped.

If the transaction has a status of Deleted and it has previously been transmitted, a reversal of the transaction is sent.

A file of type POSU is generated for each store/day.

Scheduling Constraints

Schedule Information	Description
Processing Cycle	Any time. The processing cycle of the Sales Audit is a 24/7 system.
Scheduling Considerations	This program should run towards the end of the Sales Auditing cycle where the total (SATOTALS.PC) and rule (SARULES.PC) data are ready to be exported to the external systems.
Pre-Processing	N/A
Post-Processing	saprepost saexprms post
Threading Scheme	Multi-threaded by store

Restart/Recovery

The logical unit of work for this module is defined as a unique store/day combination. Records are fetched, updated and inserted in batches of pl_commit_max_ctr. Only two commits are done, one to establish the store/day lock and another at the end, to release the lock after a store/day has been completely processed. The POSU formatted output file is created with a temporary name and renamed just before the end of store/day commit.

In case of failure, all work done is rolled back to the point right after the call to `get_lock()` and releases the lock. Thus, the rollback segment should be large enough to hold all inserts into `sa_exported` for one store/day.

Locking Strategy

This program is attempted to obtain a read lock on the store/day with a call to `get_lock()` library function. If this fails, go on to the next store/day and log the problem to the error log. If the previous store day transaction failed, then release its lock with a call to `release_lock()` and rollback the transaction

Security Considerations

Sales Audit for all stores are stored in a Unix file with the processes default permissions (umask). Care should be exercised so that this file cannot be tampered with.

Performance Considerations

N/A

Key Tables Affected

Table	Select	Insert	Update	Delete
SA_STORE_DAY	Yes	No	No	No
SA_EXPORT_LOG	Yes	No	Yes	No
V_RESTART_STORE	Yes	No	No	No
STORE	Yes	No	No	No
CURRENCIES	Yes	No	No	No
SA_TRAN_HEAD	Yes	No	No	No
SA_ERROR	Yes	No	No	No
SA_ERROR_IMPACT	Yes	No	No	No
SA_EXPORTED	Yes	Yes	No	No
SA_TRAN_SEQ_TEMP	No	Yes	No	Yes
SA_TRAN_HEAD_REV	Yes	No	No	No
SA_EXPORTED_REV	Yes	No	No	No
SA_SYSTEM_OPTIONS	Yes	No	No	No
SA_TRAN_ITEM_REV	Yes	No	No	No
ITEM_MASTER	Yes	No	No	No
SA_TRAN_DISC_REV	Yes	No	No	No
SA_TRAN_DISC	Yes	No	No	No
SA_TRAN_ITEM	Yes	No	No	No
SA_TRAN_SEQ_TEMP	Yes	Yes	No	Yes
SA_STORE_DAY_READ_LOCK	No	Yes	No	Yes

I/O Specification

Output File Layout

Record Name	Field Name	Field Type	Default Value	Description
FHEAD	Record descriptor	Char(5)	FHEAD	Identifies the file record type
	File Line Id	Char(10)	0000000001	Sequential file line number
	File type definition	Char(4)	POSU	Identifies the file type
	File Create Date	Char(14)		File Create Date in YYYYMMDDHHMMSS format
	Store	Number(10)		Store location
	Vat include indicator	Char(1)		Determines whether or not the store stores values including vat. Not required but populated by Oracle Retail sales audit
	Vat region	Number(4)		Vat region the given location is in. Not required but populated by Oracle Retail sales audit
	Currency code	Char(3)		Currency of the given location. Not required but populated by Oracle Retail sales audit
	Currency retail decimals	Number(1)		Number of decimals supported by given currency for retails. Not required but populated by Oracle Retail sales audit
THEAD	Record descriptor	Char(5)	THEAD	Identifies the file record type
	File Line Id	Char(10)		Sequential file line number
	Transaction date	Char(14)		Transaction date in YYYYMMDDHHMMSS format. Corresponds to the date that the sale/return transaction was processed at the POS
	Item Type	Char(3)	REF or ITM	Can be REF or ITM
	Item	Char(25)		Id number of the ITM or REF
	Dept	Number(4)		Department of item sold or returned.
	Class	Number(4)		Class of item sold or returned.
	Sub Class	Number(4)		Subclass of item sold or returned.
	Pack Ind	Char(1)		Pack indicator of item sold or returned.
Item Level	Number(1)		Item level of item sold or returned.	

Record Name	Field Name	Field Type	Default Value	Description
	Tran level	Number(1)		Transaction level of item sold or returned.
	Wastage Type	Char(6)		Wastage type of item sold or returned
	Wastage pct	Number(12)		Waste pct (4 implied decimal places)
	Tran type	Char(1)		Transaction type code to specify whether transaction is a sale or a return
	Drop Shipment indicator	Char(1)		Indicates whether the transaction is a drop shipment or not.
	Total sales qty	Number(12)		Total sales quantity (4 implied decimal places)
	Selling UOM	Char(4)		Selling Unit of Measure for the item
	Sales sign	Char(1)		Determines if the Total Sales Quantity and Total Sales Value are positive or negative.
	Total Sales Value	Number(20)		Total sales value of goods sold/returned (4 implied decimal places)
	Last Date time modified	Char(14)		Date and time of last modification in YYYYMMDDHHMMSS format. For VBO future use
	Catchweight indicator	Char(1)		Indicates if item is a catchweight item.
	Total weight	Number(12)		The actual weight of the item, only populated if catchweight_ind = 'Y'
	Sub Tran type indicator	Char(1)		Tran type for ReSA Valid values are 'A', 'D', NULL
TDETL	Record descriptor	Char(5)	TDETL	Identifies the file record type
	File Line Id	Char(10)		Sequential file line number
	Promo Tran Type	Char(6)		Code for the promotional type from code_detail where code_type = 'PRMT'
	Promotion Number	Number(10)		Promotion number from RMS
	Sales quantity	Number(12)		Sales quantity sold for this promotion type (4 implied decimal places)
	Sales value	Number(20)		Sales value for this promotion type (4 implied decimal places)

Record Name	Field Name	Field Type	Default Value	Description
	Discount value	Number(20)		Discount value for this promotion type (4 implied decimal places)
	Promotion component	Number(10)		Links the promotion to additional pricing attributes
TTAIL	Record descriptor	Char(5)	TTAIL	Identifies the file record type
	File Line Id	Char(10)		Sequential file line number
	Tran Record Counter	Number(6)		Number of TDETL records in this transaction set
FTAIL	Record descriptor	Char(5)	FTAIL	Identifies the file record type
	File Line Id	Number(10)		Sequential file line number
	File Record counter	Number(10)		Number of records/transactions processed in current file (only records between head & tail)

saexpuar (Universal Account Reconciliation System Export)

Functional Area

Oracle Retail Sales Audit (ReSA)

Module Affected

SAEXPUAR.PC

Design Overview

The SAEXPUAR program is used to select the lottery, bank deposit, money order and credit card totals and writes them to output files for export to the 'J. Driscoll & Associates' UAR application. For each store day, SAEXPUAR posts specified totals to their appropriate output files.

Scheduling Constraints

Schedule Information	Description
Processing Cycle	Any time. The processing cycle of the Sales Audit is a 24/7 system.
Scheduling Considerations	This program should run after the ReSA Totaling process and Audit Rules process.
Pre-Processing	N/A
Post-Processing	N/A
Threading Scheme	N/A

Restart/Recovery

The logical unit of work for this module is defined as a unique store/day combination. Records are fetched, updated and inserted in batches of commit_max_ctr. Only two commits are done. One to establish the store/day lock (this is done by the package) and the other is done at the end, after a store/day is completely processed.

Locking Strategy

This program is attempted to obtain a read lock on the store/day with a call to `get_lock`. If this fails, move on to the next store/day and log the problem to the error log.

Security Considerations

Sales Audit for all the stores is stored in a UNIX file with processes and default permissions (`umask`). Care should be taken to avoid tampering of this file.

Performance Considerations

N/A

Key Tables Affected

Table	Select	Insert	Update	Delete
SA_STORE_DAY	Yes	No	No	No
SA_EXPORT_LOG	Yes	No	Yes	No
SA_EXPORTED	No	Yes	Yes	No
SA_EXPORTED_REV	Yes	No	No	No
SA_TOTAL	Yes	No	No	No
SA_TOTAL_HEAD	Yes	No	No	No
SA_HQ_VALUE	Yes	No	No	No
SA_STORE_VALUE	Yes	No	No	No
SA_SYS_VALUE	Yes	No	No	No
SA_POS_VALUE	Yes	No	No	No
SA_TOTAL_USAGE	Yes	No	No	No
SA_STORE_DAY_WRITE_LOCK	Yes	No	No	No
SA_STORE_DAY_READ_LOCK	Yes	Yes	No	Yes

I/O Specification

Output File Layout

The output file contains one line for each store/day detail record in a comma-delimited format. The fields are surrounded by double quotes. For example, a record for store 1000 on May 20, 2001 with an amount of 19.99 looks something like this:

```
"1", "1000", "1999", "20010520", "2", "", "1", "", "", "", "", "", "", "", "", "MN", "RET"
```

Field Name	Field Type	Description
Detail Flag	Char	"1" for detail record
Store	Number	Store Number
Amount	Number	Total Value * 100 (with 2 implied decimal places).
TranDate	Char	Transaction Date in 'YYYYMMDD' format
UAR TranCode	Char	Transaction Code. "1" for negative amount, "2" for positive amount.

Field Name	Field Type	Description
User Defined Value 1	Char	Ref No 1 on SA_TOTAL.
User Defined Value 2	Char	Total Seq No. on SA_TOTAL
User Defined Value 3	Char	Ref No 2 on SA_TOTAL
User Defined Value 4	Char	Ref No. 3 on SA_TOTAL
User Defined Value 5	Char	Not used
User Defined Value_6	Char	Not used
User Defined Value 7	Char	Not used
User Defined Value 8	Char	Not used
User Defined Value 9	Char	Not used
User Defined Value 10	Char	Not used
State	Char	State
Account	Char	Total Identification on SA_TOTAL

sagetref (Sales Audit Get Reference)

Functional Area

Retail Sales Audit (ReSA)

Module Affected

SAGETREF.PC

Design Overview

This program fetches all reference information needed by SAIMPTLOG.PC and writes this information out to separate output files. One file contains a listing of all items in the system. A second file contains information about all items that have wastage associated with them. A third file contains reference items. A fourth file contains primary variant information. A fifth file contains all variable weight UPC definitions in the system. A sixth file contains all of the valid store/day combinations in the system. A seventh file contains all code types and codes used in field level validation. An eighth file contains all error codes, error descriptions and systems affected by the error. A ninth file contains the credit card validation mappings. A tenth file contains the store_pos mappings. An eleventh file will contain the tender type mappings. A twelfth file contains the merchant code mappings. A thirteenth file contains the partner mappings. A fourteenth file contains the supplier mappings. A fifteenth file contains employee mappings. Finally a sixteenth file contains banner information. These files are used by the automated audit to validate information without repeatedly hitting the database.

Scheduling Constraints

Schedule Information	Description
Processing Cycle	Daily – Anytime – Sales Audit is a 24/7 system.
Scheduling Considerations	This module should be executed in the earliest phase, before the first import of RTLOGs into ReSA.

Schedule Information	Description
Pre-Processing	SASTDYCR.PC
Post-Processing	SAIMPTLOG.PC
Threading Scheme	N/A

Restart/Recovery

N/A

Locking Strategy

N/A

Security Considerations

N/A

Performance Considerations

N/A

Key Tables Affected

Table	Select	Insert	Update	Delete
ITEM_MASTER	Yes	No	No	No
ITEM_LOC	Yes	No	No	No
VAR_UPC_EAN	Yes	No	No	No
SA_STORE_DAY	Yes	No	No	No
SA_STORE	Yes	No	No	No
SA_IMPORT_LOG	Yes	No	No	No
CURRENCIES	Yes	No	No	No
ADDR	Yes	No	No	No
CODE_DETAIL	Yes	No	No	No
SA_ERROR_CODES	Yes	No	No	No
SA_CC_VAL	Yes	No	No	No
SA_STORE_POS	Yes	No	No	No
POS_TENDER_TYPE_HEAD	Yes	No	No	No
NON_MERCH_CODE_HEAD	Yes	No	No	No
PARTNER	Yes	No	No	No
SUPS	Yes	No	No	No
SA_STORE_EMP	Yes	No	No	No
STORE	Yes	No	No	No
BANNER	Yes	No	No	No
CHANNELS	Yes	No	No	No
CLASS	Yes	No	No	No

Table	Select	Insert	Update	Delete
VAT_CODES	Yes	No	No	No

I/O Specification

Output File Layout

File Name: Item File

The Item File filename (Itemfile) is not fixed; it is determined by a runtime parameter.

Record Name	Field Name	Field Type	Default Value	Description
	Item	Char(25)		Item number
	Dept	Number(4)		Department id
	Class	Number(4)		Class id
	Subclass	Number(4)		Subclass id
	Standard UOM	Char(4)		Standard Unit of Measure
	Catchweight Ind	Char(1)		Catch weight indicator
	Class vat Ind	Char(1)		Class Vat Ind

File Name: Waste Data File

The Waste Data File filename (wastefile) is not fixed; it is determined by a runtime parameter.

Record Name	Field Name	Field Type	Default Value	Description
	Item	Char(25)		Item number
	Waste type	Char(6)		Waste type
	Waste pct	Number(12,4)		Waste pct

File Name: Reference Item Data

The Reference Item Data filename (ref_itemfile) is not fixed; it is determined by a runtime parameter.

Record Name	Field Name	Field Type	Default Value	Description
	Ref Item	Char(25)		Reference Item number
	Item	Char(25)		Item number

File Name: Primary Variant Data File

The Primary Variant Data File filename (prim_variantfile) is not fixed; it is determined by a runtime parameter.

Record Name	Field Name	Field Type	Default Value	Description
	Location	Number(10)		Location number
	Item	Char(25)		Item number
	Prim Variant	Char(25)		Primary variant

File Name: Variable Weight UPC Definition File

The Variable Weight UPC Definition File filename (varupcfile) is not fixed; it is determined by a runtime parameter.

Record Name	Field Name	Field Type	Default Value	Description
	Format Id	Char(1)		Format id
	Format desc	Char(20)		Format description
	Prefix length	Number(1)		Pefix Length
	Begin item digit	Number(2)		Item digit begin
	Begin war digit	Number(2)		War digit begin
	Check digit	Number(2)		Check digit
	Default prefix	Number(1)		Default prefix
	Prefix	Number(1)		Prefix

File Name: Valid Store/Day Combination File

The Valid Store/Day Combination File filename (storedayfile) is not fixed; it is determined by a runtime parameter.

Record Name	Field Name	Field Type	Default Value	Description
	Store	Number(10)		Store number
	Business date	Char(8)		Buisness date in YYYYMMDD format
	Store day seq no	Number(20)		Store day sequence number
	Day	Number(3)		Day
	Tran no generated	Char(6)		Generated transaction number
	System code	Char(1)		If system_code is 'POS' then 'Y' else 'N'
	Currency rtl dec	Number(1)		Currency rtl dec
	Currency code	Char(3)		Currency code
	Country id	Char(3)		Country id
	Vat Include Ind	Char(1)		Vat Include Indicator

File Name: Codes File

The Codes File filename (codesfile) is not fixed; it is determined by a runtime parameter.

Record Name	Field Name	Field Type	Default Value	Description
	Code type	Char(4)		Code type
	Code	Char(6)		Code id
	Code seq	Number(4)		Code sequence

File Name: Error Information File

The Error Information File filename (errorfile) is not fixed; it is determined by a runtime parameter.

Record Name	Field Name	Field Type	Default Value	Description
	Error code	Char(25)		Error code
	Error desc	Char(255)		Error description
	Rec solution	Char(255)		Error rectify solution

File Name: Credit Card Validation Mapping File

The Credit Card Validation Mapping File filename (ccvalfile) is not fixed; it is determined by a runtime parameter.

Record Name	Field Name	Field Type	Default Value	Description
	Length	Number(2)		Length
	From Prefix	Number(6)		From Prefix
	To Prefix	Number(6)		To Prefix
	Tender type id	Number(6)		Tender type id
	VAL Type	Char(6)	NONE	Validation Type

File Name: Store POS Mapping File

The Store POS Mapping File filename (storeposfile) is not fixed; it is determined by a runtime parameter.

Record Name	Field Name	Field Type	Default Value	Description
	Store	Number(10)		Store
	POS Type	Char(6)		Point Of Sale type
	Start Tran No.	Number(10)		Start transaction number
	End Tran No.	Number(10)		End transaction number

File Name: Tender Type Mapping File

The Tender Type Mapping File filename (tendertypefile) is not fixed; it is determined by a runtime parameter.

Record Name	Field Name	Field Type	Default Value	Description
	Group	Char(6)		Tender type Group
	Id	Number(6)		Tender type id
	Desc	Char(120)		Tender type description

File Name: Merchant Code Mapping File

The Merchant Code Mapping File filename (merchcodesfile) is not fixed; it is determined by a runtime parameter.

Record Name	Field Name	Field Type	Default Value	Description
	Non Merch Code	Char(6)		Non merchant code

File Name: Partner Mapping File

The Partner Mapping File filename (partnerfile) is not fixed; it is determined by a runtime parameter.

Record Name	Field Name	Field Type	Default Value	Description
	Partner Type	Char(6)		Partner Type
	Partner Id	Char(10)		Partner Id

File Name: Supplier Mapping File

The Supplier Mapping File filename (supplierfile) is not fixed; it is determined by a runtime parameter.

Record Name	Field Name	Field Type	Default Value	Description
	Supplier	Number(10)		Supplier Id
	Sup status	Char(1)		Supplier status

File Name: Employee Mapping File

The Employee Mapping File filename (employeefile) is not fixed; it is determined by a runtime parameter.

Record Name	Field Name	Field Type	Default Value	Description
	Store	Number(10)		Store Id
	POS Id	Char(10)		Point Of Sale Id
	Emp Id	Char(10)		Employee Id

File Name: Banner Information File

The Banner Information File filename (bannerfile) is not fixed; it is determined by a runtime parameter.

Record Name	Field Name	Field Type	Default Value	Description
	Store	Number(10)		Store Id
	Banner data	Number(4)		Banner Id

File Name: Currency Information File

The Currency Information File filename (igtaxfile) is not fixed; it is determined by a runtime parameter.

Record Name	Field Name	Field Type	Default Value	Description
	Currency Code	Char(1)		Currency Code

saimpadj (Sales Audit Import Adjustments)

Functional Area

Oracle Retail Sales Audit (ReSA)

Module Affected

SAIMPADJ.PC

Design Overview

This module posts external system adjustments to the Sales Audit total value table.

The sales audit adjustments are passed to the module in an external file.

Records that fail necessary validations would be written to the reject file. The input and reject file names are passed as arguments.

Scheduling Constraints

Schedule Information	Description
Processing Cycle	Anytime - Sales Audit is a 24/7 system
Scheduling Considerations	This module should be executed after the ReSA transaction import process (SAIMPTLOG.PC), and before the ReSA totaling process (SATOTALS.PC).
Pre-Processing	N/A
Post-Processing	N/A
Threading Scheme	N/A

Restart/Recovery

Restart/recovery logic for file based processing is used. The logical unit of work for this module is a parameterized number defined in restart tables.

Locking Strategy

Record level locking is done on sa_store_day before updating.

Security Considerations

N/A

Performance Considerations

N/A

Key Tables Affected

Table	Select	Insert	Update	Delete
SA_TOTAL	Yes	No	No	No
SA_HQ_VALUE	No	Yes	No	No
SA_STORE_DAY	Yes	No	Yes	No
SA_EXPORT_LOG	Yes	Yes	No	No
SA_TOTAL_USAGE	Yes	No	No	No

I/O Specification

Input File Layout

The input filename is not fixed; the input filename is determined by a runtime parameter. Records rejected by the import process are written to a reject file. The reject filename is not fixed; the reject filename is determined by a runtime parameter.

Record Name	Field Name	Field Type	Default Value	Description
FHEAD	File Type Record Descriptor	Char(5)	FHEAD	Identifies file record type (the beginning of the input file).
	File Line Identifier	Number(10)	Sequential number	ID of current line being read from input file.
	File head descriptor	Char(4)	IMPA	Describes file line type
	Current date	Char(14)		File date in YYYYMMDDHH24MISS format
FDETL	File Type Record Descriptor	Char(5)	FDETL	Identifies file record type to upload a new deal header.
	File Line Identifier	Number(10)	Sequential number	ID of current line being read from input file.
	Data source	Char(6)		Name of the external system that produced the file
	New value sign	Char(1)		Sign(+/-) for the new value.
	New Value	Number(20)		Value for the total entered by Headquarters user*10000 (4 implied decimal places)
	Total seq no	Number(20)		Identifies the unique result set for this total id, total revision, store/day, Balancing group and index values.
	Store	Number(10)		Store number for a store/day combination
	Business Date	Char(8)		Date for store/day combination
	Total id	Char(10)		ID to uniquely identify the total.
	Ref no 1	Char(30)		The first reference value based by which the total is grouped
	Ref no 2	Char(30)		The second reference value based by which the total is grouped
	Ref no 3	Char(30)		The third reference value based by which the total is grouped

Record Name	Field Name	Field Type	Default Value	Description
FTAIL	File Type record descriptor	Char(5)	FTAIL	Identifies file record type (the end of the input file).
	File Line Identifier	Number(10)	Sequential number	ID of current line being read from input file.
	File Record Counter	Number(10)	Sequential number	Number of records/transactions in current file (only records between head and tail)

saimptlog (Sales Audit Impor)

Functional Area

Oracle Retail Sales Audit (ReSA)

Module Affected

SAIMPTLOG.C

SAIMPTLOGI.C

Design Overview

Importing POS data to ReSA is a five or six-step process depending on whether saimptlogi or saimptlog is used. Saimptlog produces SQL*Loader files while saimptlogi does inserts directly into the database. Saimptlogi is meant for use in a trickle feed environment.

To import POS data, perform the following:

1. SAGETREF must be run to generate the current reference files:
 - Items
 - Wastage
 - Sub-transaction level items
 - Primary variant relationships
 - Variable weight PLU
 - Store business day
 - Code types
 - Error codes
 - Credit card validation
 - Store POS
 - Tender type
 - Merchant code types
 - Partner vendors
 - Supplier vendors
 - Employee ids
 - Banner ids
 - Currency File

These files are all used as input to SAIMPTLOG and SAIMPTLOGI. Because SAIMPTLOG and SAIMPTLOGI can be threaded, this boosts performance by limiting interaction with the database.

2. If RTLOG file coming from POS is in encrypted format, then a batch program SACRYPT needs to be executed. This batch program decrypts the received RTLOG file which can then be used by SAIMPTLOG or SAIMPTLOGI program. This batch program needs to be supplied with a 'Key' file containing 'key' value to be used for decryption. For more details on this, refer to section containing design of SACRYPT.
3. Either SAIMPTLOG or SAIMPTLOGI must be run against each POS file. The POS files are the transaction log files in Oracle Retail compatible format called RTLOG. The retailer is responsible for converting its transaction logs to RTLOGs. Both SAIMPTLOG and SAIMPTLOGI create a write lock for a store/day combination on ReSA tables and then set the data_status to loading until SAIMPTLOGFIN is executed. SAIMPTLOG generates distinct SQL*Loader files for that store/day for the sa_tran_head, sa_tran_item, sa_tran_disc, sa_tran_igtax(item Levell Tax not vat), sa_tran_payment (Payment details), sa_tran_tax, sa_tran_tender, sa_error, sa_customer, sa_cust_attrib and sa_missing_tran tables, whereas SAIMPTLOGI inserts data to the database directly. Both produce an Oracle Retail formatted voucher file for processing.
4. SQL*Loader is executed to load the transaction tables from the files created by SAIMPTLOG. The store/day SQL*Loader files can be concatenated into a single file per table to optimize load times. Alternatively, multiple SQL*Loader files can be used as input to SQL*Loader. SQL*Loader may not be run in parallel with itself when loading a table. Header data (primary keys) must be loaded before ancillary data (foreign keys). This means that the sa_tran_head table must be loaded first; sa_tran_item before sa_tran_disc; and sa_customer before sa_cust_attrib. The remaining tables may be loaded in parallel.
5. SAVOUCH is executed to load each of the voucher files in Oracle Retail standard formatted. SAVOUCH may not be multiply threaded.
6. SAIMPTLOGFIN is executed to populate the sa_balance_group table, cancel post voided transactions and vouchers, validate missing transactions, and to mark the import as either partially or fully complete loaded. SAIMPTLOGFIN may not be multi-threaded.

Note: This design covers only step 2 and 3.

Scheduling Constraints

Schedule Information	Description
Processing Cycle	Sales Audit – Runs daily
Scheduling Considerations	SAIMPTLOG and SAIMPTLOGI should run after the SAGETREF.PC to get the reference files as input and also after Sacrypt – if RTLog is encrypted.files. RTLOGs must also be ready as input files
Pre-Processing	Saprepost saimptlog pre – change constraints on ReSA tables OR Saprepost saimptlogi pre – change constraints on ReSA tables.

Schedule Information	Description
Post-Processing	Saprepost saimptlog post – change back constraints on ReSA tables OR Saprepost saimptlogi post – change back constraints on ReSA tables Sqlldr – use sql loader to load data into ReSA tables (for SAIMPTLOG only).
Threading Scheme	SAIMPTLOG and SAIMPTLOGI may be threaded as long as the parallel executions do not include the same store/day.

Restart/Recovery

N/A

Locking Strategy

This program is attempted to obtain a write lock on the store/day with a call to get_lock library function.

Security Considerations

N/A

Performance Considerations

N/A

Key Tables Affected

Table	Select	Insert	Update	Delete
SA_ROUNDING_RULE_HEAD	Yes	No	No	No
SA_ROUNDING_RULE_DETAIL	Yes	No	No	No
SA_STORE_DAY	Yes	No	Yes	No
SA_TRAN_HEAD	No	Yes	No	No
SA_CUSTOMER	No	Yes	No	No
SA_CUST_ATTRIB	No	Yes	No	No
SA_TRAN_ITEM	No	Yes	No	No
SA_TRAN_IGTAX	No	Yes	No	No
SA_TRAN_DISC	No	Yes	No	No
SA_TRAN_TAX	No	Yes	No	No
SA_TRAN_TENDER	No	Yes	No	No
SA_TRAN_PAYMENT	No	Yes	No	No
SA_ERROR	No	Yes	No	No
SA_MISSING_TRAN	No	Yes	No	No
ALL_SEQUENCES	Yes	No	No	No

Shared Modules

N/A

I/O Specification**Input Files**

The input files for this program are reference files generated by SAGETREF.PC and RTLOGs. The file layouts of reference files are listed below.

File Name: Item File

Record Name	Field Name	Field Type	Default Value	Description
	Item	Char(25)		Item Number
	Dept	Number(4)		Department Number
	Class	Number(4)		Class
	Subclass	Number(4)		Subclass
	Standard UOM	Char(4)		Standard Unit of Measure
	Catchweight Ind	Char(1)		Catchweight Indicator
	Class Vat Ind	Char(1)		Class Vat Ind

File Name: Waste File

Record Name	Field Name	Field Type	Default Value	Description
	Item	Char(25)		Item Number
	Waste Type	Char(6)		Waste type
	Waste PCT	Number(12)		Waste PCT

File Name: Ref Item File

Record Name	Field Name	Field Type	Default Value	Description
	Ref Item	Char(25)		Reference Item
	Item	Char(25)		Item Number

File Name: Prim Variant File

Record Name	Field Name	Field Type	Default Value	Description
	Location	Number(10)		Location Id
	Item	Char(25)		Item Number
	Prim Variant	Char(25)		Prim Variant

File Name: Variable UPC File

Record Name	Field Name	Field Type	Default Value	Description
	Format Id	Char(1)		Format Id
	Format Desc	Char(20)		Format Description
	Prefix Lenth	Number(1)		Prefix Length
	Begin Item Digit	Number(2)		Begin Item digit
	Begin VAR digit	Number(2)		Begin VAR digit
	Check digit	Number(2)		Check digit
	Default prefix	Number(1)		Default prefix
	Prefix	Number(1)		Prefix

File Name: Store/Day File

Record Name	Field Name	Field Type	Default Value	Description
	Store	Number(10)		Store Id
	Business Date	Char(8)		Business date in YYYYMMDD format
	Store day seq no	Number(20)		Store Day sequence no.
	Day	Number(3)		Day
	Tran No. Generated	Char(6)		Tran Number generated
	POS data expected	Char(1)		Indicator for POS data expected
	Currency RTL dec	Number(1)		Currency RTL dec
	Currency code	Char(3)		Currency code
	Country Id	Char(3)		Country Id
	Vat Include Ind	Char(1)		Vat Include Ind

File Name: Promotion Data File

Record Name	Field Name	Field Type	Default Value	Description
	Promotion	Number(10)		Promotion Id
	Component	Number(10)		Component Id

File Name: Code Type data File

Record Name	Field Name	Field Type	Default Value	Description
	Code Type	Char(4)		Code Type

Record Name	Field Name	Field Type	Default Value	Description
	Code	Char(6)		Code number
	Code Sequence	Number(4)		Code sequence

File Name: Store POS File

Record Name	Field Name	Field Type	Default Value	Description
	Store	Number(10)		Store Id
	POS Type	Char(6)		Point Of Sale type
	Start Tran No.	Number(10)		Start Transaction Number
	End Tran No.	Number(10)		End Transaction Number

File Name: Tender Type File

Record Name	Field Name	Field Type	Default Value	Description
	Tender type group	Char(6)		Tender type group
	Tender type id	Number(6)		Tender Type Id
	Tender type desc	Char(120)		Tender Type description

File Name: Error File

Record Name	Field Name	Field Type	Default Value	Description
	Error Code	Char(25)		Error Code
	Error Desc	Char(255)		Error Description
	Rec solution	Char(255)		Rectify solution

File Name: Credit Card Validation File

Record Name	Field Name	Field Type	Default Value	Description
	Card Length	Number(2)		Credit card Length
	From Prefix	Number(6)		From Prefix
	To Prefix	Number(6)		To Prefix
	Card Type	Number(6)		Credit card type
	VAL Type	Char(6)		VAL Type

File Name: Merchant Code Data File

Record Name	Field Name	Field Type	Default Value	Description
	Non-Merch Code	Char(6)		Non-Merchant Code

File Name: Partner File

Record Name	Field Name	Field Type	Default Value	Description
	Partner Type	Char(6)		Partner Type
	Partner Id	Char(10)		Partner Id

File Name: Supplier File

Record Name	Field Name	Field Type	Default Value	Description
	Supplier	Number(10)		Supplier Id
	Supplier Status	Char(1)		Supplier status

File Name: Employee File

Record Name	Field Name	Field Type	Default Value	Description
	Store	Number(10)		Store Number
	POS Id	Char(10)		POS Id
	Employee Id	Char(10)		Employee Id

File Name: Banner File

Record Name	Field Name	Field Type	Default Value	Description
	Store	Number(10)		Store Number
	Banner Id	Number(4)		Banner Id

File Name: Currency File

Record Name	Field Name	Field Type	Default Value	Description
	Currency Code	Varchar2(3)		Currency Code

Output File Layout**File Name: Sales Audit Voucher File**

Record Name	Field Name	Field Type	Default Value	Description
FHEAD	File Type Record Descriptor	Char(5)	FHEAD	File type Record Descriptor
	SA File Line No	Char(10)		Sales Audit File Line No.
	Translator Id	Char(5)	SAVO	Identifies transaction type
	Sys Date	Char(14)		System date in YYYYMMDDHHMMSS format
	Is business date	Char(8)		Business date in YYYYMMDD format
FDETL	Record Descriptor	Char(5)	FDETL	File Type Record descriptor
	SA File Line No	Number(10)		Sales Audit File Line no.
	Voucher seq Number	Number(20)		Unique identifier for an entry to sa_voucher table
	Voucher No	Char(25)		Voucher No.
	Voucher Type	Number(6)		Voucher Type
	Assigned Business Date	Char(8)		Business date in YYYYMMDD format
	Assigned Store	Number(10)		Store to which the voucher is assigned
	Issuing Date	Char(8)		Date this document was issued
	Issuing store	Number(10)		Store this document was issued from
	Issuing POS Register	Char(5)		Issuing Point Of Sale Register
	Issuing Cashier	Char(10)		Issuing Cashier
	Issued Tran Seq No.	Number(20)		Transaction sequence no.
	Issued item seq number	Number(4)		Will hold the item sequence of the item when the voucher is sold as an item (gift voucher)
	Issued Tender Seq No.	Number(4)		Tender sequence no.
	Issued Amount	Number(20)		Issued Amount * 10000 (4 implied digits)
	Issued Cust Name	Char(120)		Issued Customer Name
Issued Customer Addr1	Char(240)		Issued Customer Addr1	
Issued Customer Addr2	Char(240)		Issued Customer Addr 2	

Record Name	Field Name	Field Type	Default Value	Description
	Issued Customer City	Char(120)		City of the customer, the voucher is issued
	Issued Customer State	Char(3)		State of the customer
	Issued Customer Postal Code	Char(30)		Postal address of the customer.
	Issued Customer Country	Char(3)		Country of the customer the voucher was issued.
	Recipient Name	Char(120)		Name of the intended recipient
	Recipient State	Char(3)		The state of the intended recipient.
	Recipient Country	Char(3)		The country of the intended recipient.
	Redemption Date	Char(8)		Date the voucher was redeemed.
	Redemption Store	Number(10)		Store, the voucher was redeemed at.
	Redemption Register	Char(5)		Register, the document was redeemed at.
	Redemption cashier	Char(10)		Cashier redeeming the voucher
	Redemption tran seq number	Number(20)		Transaction Number when the document was redeemed
	Redemption Tender seq number	Number(4)		This column will hold the tender sequence of the tender within the transaction when a voucher is redeemed as tender
	Redemption Amount	Number(20)		Amount the document was redeemed for*10000 (4 implied decimal places)
	Expiry Date	Char(8)		Expiry Date
	Status	Char(1)		Indicator showing the document's status, issued or redeemed. Valid values = I – Issued, R – Redeemed.
	Comments	Char(2000)		Comments
FTAIL	Record Descriptor	Char(5)	FTAIL	File Type Record descriptor
	SA File Line No.	Number(10)		Sales Audit File Line No.
	#lines	Number(10)		Total number of transaction lines in file (not including FHEAD and FTAIL)

Control Files

File Name: Sadisc.ctl

Table Name	Column Name	Field Type	Field Width	Position	Description
SA_TRAN_D ISC	TRAN_SEQ_NO	INTEGER EXTERNAL	20	1:20	
	ITEM_SEQ_NO	INTEGER EXTERNAL	4	21:24	
	DISCOUNT_SEQ_NO	INTEGER EXTERNAL	4	25:28	
	RS_PROMO_TYPE	CHAR	6	29:34	
	PROMOTION	INTEGER EXTERNAL	10	35:44	
	DISC_TYPE	CHAR	6	45:50	
	COUPON_NO	CHAR	16	51:66	
	COUPON_REF_NO	CHAR	16	67:82	
	QTY	DECIMAL EXTERNAL	14	83:96	
	UNIT_DISCOUNT_A MT	DECIMAL EXTERNAL	21	97:117	
	STANDARD_QTY	DECIMAL EXTERNAL	14	118:131	
	STANDARD_UNIT_D ISCAMT	DECIMAL EXTERNAL	21	132:152	
	REF_NO13	CHAR	30	153:182	
	REF_NO14	CHAR	30	183:212	
	REF_NO15	CHAR	30	213:242	
	REF_NO16	CHAR	30	243:272	
	ERROR_IND	CHAR	1	273:273	
	CATCHWEIGHT_IND	CHAR	1	274:274	
	UOM_QUANTITY	INTEGER EXTERNAL	12	275:286	
	PROMO_COMP	INTEGER EXTERNAL	10	287:296	
	STORE	INTEGER EXTERNAL	10	297:306	
	DAY	INTEGER EXTERNAL	3	307:309	

File Name: Saigtax.ctl

Table Name	Column Name	Field Type	Field Width	Position	Description
SA_TRAN_IG TAX	TRAN_SEQ_NO	INTEGER EXTERNAL	20	1:20	
	ITEM_SEQ_NO	INTEGER EXTERNAL	4	21:24	
	IGTAX_SEQ_NO	INTEGER EXTERNAL	4	25:28	
	TAX_AUTHORITY	INTEGER EXTERNAL	10	29:38	
	IGTAX_CODE	CHAR	6	39:44	
	IGTAX_RATE	DECIMAL EXTERNAL	11	45:65	
	TOTAL_IGTAX_AM T	DECIMAL EXTERNAL	22	66:87	
	STANDARD_QTY	DECIMAL EXTERNAL	14	88:101	
	STANDARD_UNIT_I GTAX_AMT	DECIMAL EXTERNAL	21	102:122	
	ERROR_IND	CHAR	1	123:123	
	STORE	INTEGER EXTERNAL	10	124:133	
	DAY	INTEGER EXTERNAL	3	134:136	

File Name: Sacust.ctl

Table Name	Column Name	Field Type	Field Width	Position	Description
SA_CUSTOM ER	TRAN_SEQ_NO	INTEGER EXTERNAL DATE	20	1 :20	
	CUST_ID	CHAR	16	21 :36	
	CUST_ID_TYPE	CHAR	6	37 :42	
	NAME	CHAR	120	43 :162	
	ADDR1	CHAR	120	163:282	
	ADDR2	CHAR	120	283:402	
	CITY	CHAR	120	403:522	
	STATE	CHAR	3	523:525	
	POSTAL_CODE	CHAR	30	526:555	
	COUNTRY	CHAR	3	556:558	
	HOME_PHONE	CHAR	20	559:578	

Table Name	Column Name	Field Type	Field Width	Position	Description
	WORK_PHONE	CHAR	20	579:598	
	E_MAIL	CHAR	100	599:698	
	BIRTHDATE	DATE	8	699:706	FORMAT IS "YYYYMMDD"

File Name: Sathead.ctl

Table Name	Column Name	Field Type	Field Width	Position	Description
SA_TRAN_HE AD	TRAN_SEQ_NO	INTEGER EXTERNAL	20	1:20	
	REV_NO	INTEGER EXTERNAL	3	21:23	
	STORE_DAY_SEQ_ NO	INTEGER EXTERNAL	20	24:43	
	TRAN_DATETIME	DATE	14	44:57	FORMAT IS YYYYMM DDHH24MI SS
	REGISTER	CHAR	5	58:62	
	TRAN_NO	INTEGER EXTERNAL	10	63:72	
	CASHIER	CHAR	10	73:82	
	SALESPERSON	CHAR	10	83:92	
	TRAN_TYPE	CHAR	6	93:98	
	SUB_TRAN_TYPE	CHAR	6	99:104	
	ORIG_TRAN_NO	INTEGER EXTERNAL	10	105:114	
	ORIG_REG_NO	CHAR	5	115:119	
	REF_NO1	CHAR	30	120:149	
	REF_NO2	CHAR	30	150:179	
	REF_NO3	CHAR	30	180:209	
	REF_NO4	CHAR	30	210:239	
	REASON_CODE	CHAR	6	240:245	
	VENDOR_NO	CHAR	10	246:255	
	VENDOR_INVC_N O	CHAR	30	256:285	
	PAYMENT_REF_N O	CHAR	16	286:301	

Table Name	Column Name	Field Type	Field Width	Position	Description
	PROOF_OF_DELIVERY_NO	CHAR	30	302:331	
	STATUS	CHAR	6	332:337	
	VALUE	CHAR	22	338:359	INCLUDES AN OPTIONAL NEGATIVE SIGN AND A DECIMAL POINT.
	POS_TRAN_IND	CHAR	1	360:360	
	UPDATE_ID	CHAR	30	361:390	
	UPDATE_DATE	DATE	14	391:404	FORMAT IS YYYYMM DDHH24MI SS
	ERROR_IND	CHAR	1	405:405	
	BANNER_NO	INTEGER EXTERNAL	4	406:409	
	CUST_ORDER_NO	CHAR	30	410:439	
	CUST_ORDER_DATE	DATE	14	440:453	FORMAT IS YYYYMM DDHH24MI SS
	ROUND_AMT	INTEGER EXTERNAL	22	454:475	
	ROUNDED_OFF_AMT	INTEGER EXTERNAL	22	476:497	
	CREDIT_PROMOTION_ID	INTEGER EXTERNAL	10	498:507	
	STORE	INTEGER EXTERNAL	10	508:517	
	DAY	INTEGER EXTERNAL	3	518:520	

File Name: Satitem.ctf

Table Name	Column Name	Field Type	Field Width	Position	Description
SA_TRAN_ITEM	TRAN_SEQ_NO	INTEGER EXTERNAL	20	1:20	
	ITEM_SEQ_NO	INTEGER EXTERNAL	4	21:24	
	ITEM_STATUS	CHAR	6	25:30	
	ITEM_TYPE	CHAR	6	31:36	

Table Name	Column Name	Field Type	Field Width	Position	Description
	ITEM	CHAR	25	37:61	
	REF_ITEM	CHAR	25	62:86	
	NON_MERCH_ITEM	CHAR	25	87:111	
	VOUCHER_NO	CHAR	25	112:127	
	DEPT	INTEGER EXTERNAL	4	128:131	
	CLASS	INTEGER EXTERNAL	4	132:135	
	SUBCLASS	INTEGER EXTERNAL	4	136:139	
	QTY	DECIMAL EXTERNAL	14	140:153	INCLUDES AN OPTIONAL NEGATIVE SIGN AND A DECIMAL POINT.
	UNIT_RETAIL	DECIMAL EXTERNAL	21	154:174	INCLUDES A DECIMAL POINT.
	UNIT_RETAIL_VAT_INCL?	CHAR	1	175:175	INDICATES WHETHWE UNIT RETAIL INCL/EXCL VAT.
	SELLING UOM	CHAR	4	176:179	
	OVERRIDE_REASON	CHAR	6	180:185	
	ORIG_UNIT_RETAIL	DECIMAL EXTERNAL	21	185:206	INCLUDES A DECIMAL POINT.
	STANDARD_ORIG_UNIT_ RETAIL	DECIMAL EXTERNAL	21	207:227	
	TAX_IND	CHAR	1	228:228	
	ITEM_SWIPED_IND	CHAR	1	229:229	
	ERROR_IND	CHAR	1	230:230	
	DROP_SHIP_IND	CHAR	1	231:231	
	WASTE_TYPE	CHAR	6	232:237	
	WASTE_PCT	DECIMAL EXTERNAL	12	238:249	INCLUDES A DECIMAL POINT.
	PUMP	CHAR	8	250:257	
	RETURN_REASON_CODE	CHAR	6	258:263	
	SALESPERSON	CHAR	10	264:273	

Table Name	Column Name	Field Type	Field Width	Position	Description
	EXPIRATION_DATE	DATE	8	274:281	FORMAT IS YYYYMM DD
	STANDARD_QTY	DECIMAL EXTERNAL	14	282:295	INCLUDES AN OPTIONAL NEGATIVE SIGN AND A DECIMAL POINT.
	STANDARD_UNIT_RETAIL	DECIMAL EXTERNAL	21	296:316	INCLUDES A DECIMAL POINT.
	STANDARD_UOM	CHAR	4	317:320	
	REF_NO5	CHAR	30	321:350	
	REF_NO6	CHAR	30	351:380	
	REF_NO7	CHAR	30	381:410	
	REF_NO8	CHAR	30	411:440	
	CATCHWEIGHT_IND	CHAR	1	441:441	
	SELLING_ITEM	CHAR	25	442:466	
	CUSTOMER_ORDER_LINE_NO	INTEGER EXTERNAL	6	467:472	
	MEDIA_ID	INTEGER EXTERNAL	10	473:482	
	UOM_QUANTITY	INTEGER EXTERNAL	12	483:494	

File Name: Sattend.ctf

Table Name	Column Name	Field Type	Field Width	Position	Description
SA_TRAN_TENDER	TRAN_SEQ_NO	INTEGER EXTERNAL	20	1:20	
	TENDER_SEQ_NO	INTEGER EXTERNAL	4	21:24	
	TENDER_TYPE_GROUP	CHAR	6	25:30	
	TENDER_TYPE_ID	INTEGER EXTERNAL	6	31:36	

Table Name	Column Name	Field Type	Field Width	Position	Description
	TENDER_AMT	DECIMAL EXTERNAL	22	37:58	INCLUDES AN OPTIONAL NEGATIVE SIGN AND A DECIMAL POINT.
	CC_NO	INTEGER EXTERNAL	40	59:98	
	CC_CC_EXP_DATE	DATE	8	99:106	FORMAT IS YYYYMM DD
	CC_AUTH_NO	CHAR	16	107:122	
	CC_AUTH_SRC	CHAR	6	123:128	
	CC_ENTRY_MODE	CHAR	6	129:134	
	CC_CARDHOLDER_ VERF	CHAR	6	135:140	
	CC_TERM_ID	CHAR	5	141:145	
	CC_SPEC_COND	CHAR	6	146:151	
	VOUCHER_NO	CHAR	25	152:167	
	COUPON_NO	CHAR	16	168:183	
	COUPON_REF_NO	CHAR	16	184:199	
	REF_NO9	CHAR	30	200:229	
	REF_NO10	CHAR	30	230:259	
	REF_NO11	CHAR	30	260:289	
	REF_NO12	CHAR	30	290:319	
	ERROR_IND	CHAR	1	320:320	
	STORE	INTEGER EXTERNAL	10	321:330	
	DAY	INTEGER EXTERNAL	3	331:333	

File Name: Samisstr.ctl

Table Name	Column Name	Field Type	Field Width	Position	Description
SA_MISSING_T RAN	MISS_TRAN_SEQ_N O	INTEGER EXTERNAL	20	1:20	
	STORE_DAY_SEQ_N O	INTEGER EXTERNAL	20	21:40	
	REGISTER	CHAR	5	41:45	
	TRAN_NO	INTEGER EXTERNAL	10	46:55	
	STATUS	CHAR	6	56:61	

File Name: Sattax.ctl

Table Name	Column Name	Field Type	Field Width	Position	Description
SA_TRAN_TAX	TRAN_SEQ_NO	INTEGER EXTERNAL	20	1:20	
	TAX_CODE	CHAR	6	21:26	
	TAX_SEQ_NO	INTEGER EXTERNAL	4	27:30	
	TAX_AMT	DECIMAL EXTERNAL	22	31:52	INCLUDES AN OPTIONAL NEGATIVE SIGN AND A DECIMAL POINT
	ERROR_IND	CHAR	1	53:53	
	REF_NO17	CHAR	30	54:83	
	REF_NO18	CHAR	30	84:113	
	REF_NO19	CHAR	30	114:143	
	REF_NO20	CHAR	30	144:173	
	STORE	INTEGER EXTERNAL	10	174:183	
	DAY	INTEGER EXTERNAL	3	184:186	

File Name: Sacustatt.ctf

Table Name	Column Name	Field Type	Field Width	Position	Description
SA_CUST_ATT RIB	TRAN_SEQ_NO	INTEGER EXTERNAL	20	1:20	
	ATTRIB_SEQSO	CHAR	4	21:24	
	ATTRIB_TYPE	CHAR	6	25:30	
	ATTRIB_VALUE	CHAR	6	31:36	

File Name: Saerror.ctf

Table Name	Column Name	Field Type	Field Width	Position	Description
SA_ERROR	ERROR_SEQ_NO	INTEGER EXTERNAL	20	1:20	
	STORE_DAY_SEQ_NO	INTEGER EXTERNAL	20	21:40	
	BAL_GROUP_SEQ_NO	INTEGER EXTERNAL	20	41:60	
	TOTAL_SEQ_NO	INTEGER EXTERNAL	20	61:80	
	TRAN_SEQ_NO	INTEGER EXTERNAL	20	81:100	
	ERROR_CODE	CHAR	25	101:125	
	KEY_VALUE_1	INTEGER EXTERNAL	4	126:129	
	KEY_VALUE_2	INTEGER EXTERNAL	4	130:133	
	REC_TYPE	CHAR	6	134:139	
	STORE_OVERRIDE_IND	CHAR	1	140:140	
	HQ_OVERRIDE_IND	CHAR	1	141:141	
	UPDATE_ID	CHAR	30	142:171	
	UPDATE_DATE TIME	DATE	14	172:185	FORMAT IS "YYYYMMDDH H24MISS"
	ORIG_VALUE	CHAR	50	186:235	

ReSA Interface File Layout [rtlog]

The following illustrates the file layout format of the Oracle Retail TLOG. The content of each Oracle Retail TLOG file is per store per day. The filename convention will be RTLOG_STORE_DATETIME.DAT (e.g. RTLOG_1234_01221989010000.DAT)

1. Involves round off fields, credit promotion id, tax (vat) at item level and payment amount of customer orders. ORMS 13.1 (Due file functionality)
2. Document has been modified with new tender types too.
3. Added logic of handling both VAT-TAX in the system.

FHEAD (Only 1 per file, required)
 THEAD (Multiple expected, one per transaction, required for each transaction)
 TCUST (Only 1 per THEAD record allowed, optional for some transaction types, see table below)
 CAT (Attribute record specific to the TCUST record - Multiple allowed, only valid if TCUST exists)
 TITEM (Multiple allowed per transaction, optional for some transaction types, see table below)
 IDISC (Discount record specific to the TITEM record - Multiple allowed per item, optional see table below)
 IGTX (Vat/Tax record specific to the TITEM record - Multiple allowed per item, optional see table below)
 TTAX (Multiple allowed per transaction, optional see table below)
 TPYMT (Multiple allowed per transaction, will have the deposit amount for pickup/delivery/layaway orders, optional see table below)
 TTEND (Multiple allowed per transaction, optional for some transaction types, see table below)
 TTAIL (1 per THEAD, required)
 FTAIL (1 per file, required)

The order of the records within the transaction layout above is important. It aids processing by ensuring that information is present when it is needed.

Record Name	Field Name	Field Type	Default Value	Description	Required?	Justification/ Padding
File Header	File Type Record Descriptor	Char(5)	FHEAD	Identifies file record type	Y	Left/Blank
	File Line Identifier	Number(10)	Specified by external system	ID of current line being processed by input file.	Y	Right/0
	File Type Definition	Char(4)	RTLGL	Identifies file as 'Oracle Retail TLOG'.	Y	Left/Blank
	File Create Date	Char(14)	Create date	Date and time file was written by external system (YYYYMMDDHHMMSS).	Y	Left/None
	Business Date	Char(8)	Business Date to process	Business date of transactions. (YYYYMMDD).	Y	Left/None
	Location Number	Char(10)	Specified by external system	Store or warehouse identifier.	Y	Left/None
	Reference Number	Char(30)	Specified by external system	This may contain the Polling ID associated with the consolidated TLOG file or used for other purpose.	N	Left/Blank
Transaction Header	File Type Record Descriptor	Char(5)	THEAD	Identifies file record type.	Y	Left/Blank
	File Line Identifier	Number(10)	Specified by external system	ID of current line being processed by input file.	Y	Right/0
	Register	Char(5)		Till used at store.	Y	Left/Blank
	Transaction Date	Char(14)	Transaction date	Date transactions were processed at the POS (YYYYMMDDHHMMSS).	Y	Left/None
	Transaction Number	Number(10)		Transaction identifier. If sa_system_options.wkstation_tran_append_ind is 'Y' then the first 3 digits indicate the workstation id and last seven digits indicate the transaction number.	Y	Right/0
	Cashier	Char(10)		Cashier identifier.	N	Left/Blank
	Salesperson	Char(10)		Salesperson identifier.	N	Left/Blank
	Transaction Type	Char(6)	Refer to "TRAT" code_type for a list of valid types.	Transaction type.	Y	Left/Blank

Record Name	Field Name	Field Type	Default Value	Description	Required?	Justification/ Padding
	Sub-transaction type	Char(6)	Refer to 'TRAS' code_type for a list of valid types.	Sub-transaction type. For sale, it can be employee, drive-off etc.	N	Left/Blank
	Orig_tran_no	Number(10)		Populated only for post-void transactions. Transaction number for the original tran that will be cancelled.	N	Right/0
	Orig_reg_no	Char(5)		Populated only for post-void transactions. Register number from the original tran.	N	Left/Blank
	Reason Code	Char(6)	Refer to 'REAC' code_type for a list of valid codes. If the transaction type is 'PAIDOU' and the sub transaction type is 'MV' or 'EV' than the valid codes come from the non_merch_code_head table.	Reason entered by cashier for some transaction types. Required for Paid In and Paid out transaction types, but can also be used for voids, returns, etc.	N	Left/Blank
	Vendor Number	Char(10)		Supplier id for a merchandise vendor paid out transaction, partner id for an expense vendor paid out transaction.	N	Left/Blank
	Vendor Invoice Number	Char(30)		Invoice number for a vendor paid out transaction.	N	Left/Blank
	Payment Reference Number	Char(16)		The reference number of the tender used for a vendor payout. This could be the money order number, check number, etc.	N	Left/Blank
	Proof of Delivery Number	Char(30)		Proof of receipt number given by the vendor at the time of delivery. This field is populated for a vendor paid out transaction.	N	Left/Blank
	Reference Number 1	Char(30)		Number associated with a particular transaction, for example weather for a Store Conditions transaction. The SA_REFERENCE table defines what this field can contain for each transaction type.	N	Left/Blank

Record Name	Field Name	Field Type	Default Value	Description	Required?	Justification/ Padding
	Reference Number 2	Char(30)		Second generic reference number.	N	Left/Blank
	Reference Number 3	Char(30)		Third generic reference number.	N	Left/Blank
	Reference Number 4	Char(30)		Fourth generic reference number.	N	Left/Blank
	Value Sign	Char(1)	Refer to 'SIGN' code_type for a list of valid codes.	Sign of the value.	Y if Value is present	Left/None
	Value	Number(20)		Value with 4 implied decimal places. Populated by the retailer for TOTAL trans, populated by Oracle Retail sales audit for SALE, RETURN trans.	Y if tran is a TOTAL.	Right/0 when value is present. Blank when no value is sent.
	Banner id	Number(4)		Banner ID of the location	Y if multichannel_ind is Y	Right/0 when value is present. Blank when no value is sent
	Customer order head id	Char(30)		Customer head order number.	N	Left/Blank
	Customer order head date	Char(14)		Customer order date	N	Left/None
	RoundedAmountSign	Char(1)	Refer to 'SIGN' code_type for a list of valid codes.	Sign of Rounded Amount.	Y	Left/None
	RoundedAmount	Number(20, 4)		Total Rounded Amount with 4 implied decimal places	Y	Right/0 when RoundedAmount is present otherwise blank
	RoundedOffSign	Char(1)	Refer to 'SIGN' code_type for a list of valid codes.		Y	Left/None
	RoundedOff Amount	Number(20, 4)		Rounded Off Amount with 4 implied decimal places	Y	Right/0 when RoundedAmount is present otherwise blank
	Credit Promotion Id	Char(10)		Credit Promotional Id	Y	Left/None
Transaction Customer	File Type Record Descriptor	Char(5)	TCUST	Identifies file record type	Y	Left/Blank
	File Line Identifier	Number(10)	Specified by external system	ID of current line being processed by input file.	Y	Right/0

Record Name	Field Name	Field Type	Default Value	Description	Required?	Justification/ Padding
	Customer ID	Char(16)	Customer identifier	The ID number of a customer.	Y	Left/Blank
	Customer ID type	Char(6)	Refer to 'CIDT' code_type for a list of valid types	Customer ID type.	Y	Left/Blank
	Customer Name	Char(120)		Customer name.	N	Left/Blank
	Address 1	Char(240)		Customer address.	N	Left/Blank
	Address 2	Char(240)		Additional field for customer address.	N	Left/Blank
	City	Char(120)		City.	N	Left/Blank
	State	Char(3)	State identifier	State.	N	Left/Blank
	Zip Code	Char(30)	Zip identifier	Zip code.	N	Left/Blank
	Country	Char(3)		Country.	N	Left/Blank
	Home Phone	Char(20)		Telephone number at home.	N	Left/Blank
	Work Phone	Char(20)		Telephone number at work.	N	Left/Blank
	E-mail	Char(100)		E-mail address.	N	Left/Blank
	Birthdate	Char(8)		Date of birth. (YYYYMMDD)	N	Left/Blank
Customer Attribute	File Type Record Descriptor	Char(5)	CATT	Identifies file record type	Y	Left/Blank
	File Line Identifier	Number(10)	Specified by external system	ID of current line being processed by input file.	Y	Right/0
	Attribute type	Char(6)	Refer to 'SACA' code_type for a list of valid types	Type of customer attribute	Y	Left/Blank
	Attribute value	Char(6)	Refer to members of 'SACA' code_type for a list of valid values	Value of customer attribute.	Y	Left/Blank
Transaction Item	File Type Record Descriptor	Char(5)	TITEM	Identifies file record type.	Y	Left/Blank
	File Line Identifier	Number(10)	Specified by external system	ID of current line being processed by input file.	Y	Right/0

Record Name	Field Name	Field Type	Default Value	Description	Required?	Justification/ Padding
	Item Status	Char(6)	Refer to 'SASI' code_type for a list of valid codes.	Status of the item within the transaction, V for item void, S for sold item, R for returned item. ORI – Order Initiate ORC – Order Cancel ORD – Order Complete LIN – Layaway Initiate LCA – Layaway Cancel LCO – Layaway Complete	Y	Left/Blank
	Item Type	Char(6)	Refer to 'SAIT' code_type for a list of valid codes.	Identifies what type of item is transmitted.	Y	Left/Blank
	Item number type	Char(6)	Refer to 'UPCT' code_type for a list of valid codes.	Identifies type of item number if item type is ITEM or REF.	N	Left/Blank
	Format ID	Char(1)	VPLU format ID.	Used to interpret VPLU items.	N	Left/Blank
	Item	Char(25)	Item identifier	Identifies merchandise item.	N	Left/Blank
	Reference Item	Char(25)	Item identifier	Identifies sub-transaction level merchandise item.	N	Left/Blank
	Non-Merchandise Item	Char(25)	Item identifier	Identifies non-merchandise item.	N	Left/Blank
	Voucher	Char(25)		Gift certificate number	N	Right/0
	Department	Number(4)		Identifies the department this item belongs to. This is filled in by saimptlog.	N	Right/Blank
	Class	Number(4)	Item's class	Class of item sold or returned. Not required from a retailer, populated by Oracle Retail sales audit. This is filled in by saimptlog.	N	Right/Blank
	Subclass	Number(4)	Item's subclass	Subclass of item sold or returned. Not required from a retailer, populated by Oracle Retail sales audit. This is filled in by saimptlog.	N	Right/Blank
	Quantity Sign	Char(1)	Refer to 'SIGN' code_type for a list of valid codes.	Sign of the quantity	Y	Left/None
	Quantity	Number(12)		Number of items purchased with 4 decimal places.	Y	Right/0

Record Name	Field Name	Field Type	Default Value	Description	Required?	Justification/ Padding
	SellingUnit of Measure	Char(4)		Unit of measure of item's quantity.	Y	Left/None
	Unit Retail	Number(20)		Unit retail with 4 implied decimal places.	Y	Right/0
	Override Reason	Char(6)	Refer to 'ORRC' code_type for a list of valid codes.	This column will be populated when an item's price has been overridden at the POS to define why it was overridden.	Y if unit retail was manually entered	Left/Blank
	Original Unit Retail	Number(20)		Value with 4 implied decimal places. This column will be populated when the item's price was overridden at the POS and the item's original unit retail is known.	Y if unit retail was manually entered	Right/0
	Taxable Indicator	Char(1)	Refer to 'YSNO' code_type for a list of valid codes.	Indicates whether or not item is taxable.	Y	Left/None
	Pump	Char(8)		Fuel pump identifier.	N	Left/Blank
	Reference Number 5	Char(30)		Number associated with a particular item within a transaction, for example special order number. The sa_reference table defines what this field can contain for each transaction type.	N	Left/Blank
	Reference Number 6	Char(30)		Second generic reference number at the item level.	N	Left/Blank
	Reference Number 7	Char(30)		Third generic reference number at the item level.	N	Left/Blank
	Reference Number 8	Char(30)		Fourth generic reference number at the item level.	N	Left/Blank
	Item_swiped_ind	Char(1)	Refer to 'YSNO' code_type for a list of valid codes.	Indicates if the item was automatically entered into the POS system or if it had to be manually keyed.	Y	Left/None
	Return Reason Code	Char(6)	Refer to 'SARR' code_type for a list of valid codes.	The reason an item was returned.	N	Left/Blank
	Salesperson	Char(10)		The salesperson who sold the item.	N	Left/Blank
	Expiration_date	Char(8)		Gift certificate expiration date (YYYYMMDD).	N	

Record Name	Field Name	Field Type	Default Value	Description	Required?	Justification/ Padding
	Drop Ship Ind	Char(1)	Refer to 'YSNO' code type for a list of valid codes.	Indicates whether item is part of a drop shipment.	Y	Left/None
	Uom_qty	Number(12)		Qty of items purchased in the given UOM with 4 decimal places.	Y	Right/0
	Catchweight_ind	Char(1)	Valid values are 'Y','N'	Identifies if the item is a catchweight item		Left/None
	Selling item	Char(25)	Item identifier	Identifies selling item.	N	Left/Blank
	Customer order line no	Number(6)		Identifies the customer order number	N	Left/Blank
	Media id	Number(10)		Identifies the customer media id	N	Left/Blank
Item Discount	File Type Record Descriptor	Char(5)	IDISC	Identifies file record type	Y	Left/Blank
	File Line Identifier	Number(10)	Specified by external system	ID of current line being processed by input file.	Y	Right/0
	RMS Promotion Number	Char(6)	Refer to 'PRMT' code_type for a list of valid types	The RMS promotion type.	Y	Left/Blank
	Discount Reference Number	Number(10)		Discount reference number is associated with the discount type (e.g. if discount type is a promotion, this contains the promotion number).	N	Left/Blank
	Discount Type	Char(6)	Refer to 'SADT' code_type for a list of valid types.	The type of discount within a promotion. This allows a retailer to further break down coupon discounts within the "In-store" promotion, for example.	N	Left/Blank
	Coupon Number	Char(16)		Number of a store coupon used as a discount.	Y if coupon	Left/Blank
	Coupon Reference Number	Char(16)		Additional information about the coupon, usually contained in a second bar code on the coupon.	Y if coupon	Left/Blank
	Quantity Sign	Char(1)	Refer to 'SIGN' code_type for a list of valid codes.	Sign of the quantity.	Y	Left/None
	Quantity	Number(12)		The quantity purchased that discount is applied with 4 implied decimal places.	Y	Right/0

Record Name	Field Name	Field Type	Default Value	Description	Required?	Justification/ Padding
	Unit Discount Amount	Number(20)		Unit discount amount for this item with 4 implied decimal places.	Y	Right/0
	Reference Number 13	Char(30)		Number associated with a particular transaction type at the discount level. The sa_reference table defines what this field can contain for each transaction type.	N	Left/Blank
	Reference Number 14	Char(30)		Second generic reference number at the discount level.	N	Left/Blank
	Reference Number 15	Char(30)		Third generic reference number at the discount level.	N	Left/Blank
	Reference Number 16	Char(30)		Fourth generic reference number at the discount level.	N	Left/Blank
	Uom_qty	Number(12)		Qty of items purchased in the given UOM with 4 decimal places.	Y	Right/0
	Catchweight_ind	Char(1)	Valid values are 'Y','N'	Identifies if the item is a catchweight item		Left/None
	Promo component	Number(10)		If the discount is a promotion, this field contains the promotion component value associated with the Promotion (discount reference number)	N	Left/Blank
Item Tax	File Type Record Descriptor	Char(5)	IGTAX	Identifies file record type	Y	Left/Blank
	File Line Identifier	Number(10)	Specified by external system	ID of current line being processed by input file.	Y	Right/0
	Tax Authority	Number(10)			Y	Left/0
	Igtax Code	Char(6)	Refer to tax_code/vat_code of tax_codes/vat_codes tables.	IGtax code (tax code/vat code) to represent whether it is a State, City or some other tax code/vat code.	Y	Left/Blank
	Igtax Rate	Number(20)		Igtax rate with 4 implied decimal places.	Y	Right/0
	Igtax Amount	Number(21)		Total igtax amount for this item with 5 implied decimal places.	Y	Right/0

Record Name	Field Name	Field Type	Default Value	Description	Required?	Justification/ Padding
Transaction Tax	File Type Record Descriptor	Char(5)	TTAX	Identifies file record type	Y	Left/Blank
	File Line Identifier	Number(10)	Specified by external system	ID of current line being processed by input file.	Y	Right/0
	Tax Code	Char(6)	Refer to 'TAXC' code_type for a list of valid codes	Tax code to represent whether it is a state tax type, provincial tax, etc.	Y	Left/Blank
	Tax Sign	Char(1)	Refer to 'SIGN' code_type for a list of valid codes.	Sign of Tax Amount.	Y	Left/None
	Tax Amount	Number(20)		Amount of tax charged for this tax code type in a transaction with 4 implied decimal places.	Y	Right/0
	Reference Number 17	Char(30)		Generic reference number.	N	Left/Blank
	Reference Number 18	Char(30)		Generic reference number.	N	Left/Blank
	Reference Number 19	Char(30)		Generic reference number.	N	Left/Blank
	Reference Number 20	Char(30)		Generic reference number.	N	Left/Blank
	Transaction payment	File Type Record Descriptor	Char(5)	TPYMT	Identifies file record type	Y
File Line Identifier		Number(10)	Specified by external system	ID of current line being processed by input file.	Y	Right/0
Payment Sign		Char(1)	Refer to 'SIGN' code_type for a list of valid codes.	Sign of Deposit Amount.	Y	Left/None
Payment Amount		Number(20)		Deposit amount paid, with 4 implied decimal places.	Y	Right/0
Transaction Tender	File Type Record Descriptor	Char(5)	TTEND	Identifies file record type	Y	Left/Blank
	File Line Identifier	Number(10)	Specified by external system	ID of current line being processed by input file.	Y	Right/0
	Tender Type Group	Char(6)	Refer to 'TENT' code_type for as list of valid types	High-level grouping of tender types.	Y	Left/Blank
	Tender Type ID	Number(6)	Refer to the pos_tender_type_head table for as list of valid types	Low-level grouping of tender types.	Y	Left/Blank

Record Name	Field Name	Field Type	Default Value	Description	Required?	Justification/ Padding
	Tender Sign	Char(1)	Refer to 'SIGN' code_type for a list of valid codes.	Sign of the value.	Y	Left/None
	Tender Amount	Number(20)		Amount paid with this tender in the transaction with 4 implied decimal places.	Y	Right/0
	Cc_no	Char(40)		Credit card number	Y if credit card	Left/Blank
	Cc_auth_no	Char(16)		Authorization number for a cc	Y if credit card	Left/Blank
	cc authorization source	Char(6)	Refer to 'CCAS' code_type for as list of valid types		Y if credit card	Left/Blank
	cc cardholder verification	Char(6)	Refer to 'CCVF' code_type for as list of valid types		Y if credit card	Left/Blank
	cc expiration date	Char(8)		(YYYYMMDD)	Y if credit card	Left/Blank
	cc entry mode	Char(6)	Refer to 'CCEM' code_type for as list of valid types	Indicates whether the credit card was swiped, thus automatically entered, or manually keyed.	Y if credit card	Left/Blank
	cc terminal id	Char(5)		Terminal number transaction was sent from.	N	Left/Blank
	cc special condition	Char(6)	Refer to 'CCSC' code_type for as list of valid types		Y if credit card	Left/Blank
	Voucher_no	Char(25)		Gift certificate or credit voucher serial number.	Y if voucher	Right/0
	Coupon Number	Char(16)		Number of a manufacturer's coupon used as a tender.	Y if coupon	Left/Blank
	Coupon Reference Number	Char(16)		Additional information about the coupon, usually contained in a second bar code on the coupon.	Y if coupon	Left/Blank
	Cheque Account Number	Char(30)		Account number of the cheque.	N	Left/Blank
	Cheque Number	Number(10)		Check Number	Required for tender type 'CHECK'	Right/0
	Identification Method	Char(6)	Refer to 'IDMH' code_type for list of valid types	Identification Method (e.g. Driver's license #, Photo credit card)	N	Left/Blank

Record Name	Field Name	Field Type	Default Value	Description	Required?	Justification/ Padding
	Identification Id	Char(40)		Identification ID (License ID, Photo Card #)	N	Left/Blank
	Original Currency	Char(3)	Refer CURRENCIES table for valid currency codes.	The original currency at which the user made the payment	N	Left/Blank
	Original Currency Amount	Number(20,4)		Amount paid with this tender in the original currency with 4 implied decimal places.	N	Right/0
	Reference No 9	Char(30)		Number associated with a particular transaction type at the tender level. The sa_reference table defines what this field can contain for each transaction type.	N	Left/Blank
	Reference No 10	Char(30)		Second generic reference no at the tender level.	N	Left/Blank
	Reference No 11	Char(30)		Third generic reference no at the tender level.	N	Left/Blank
	Reference No 12	Char(30)		Fourth generic reference no at the tender level.	N	Left/Blank
Transaction Trailer	File Type Record Descriptor	Char(5)	TTAIL	Identifies file record type	Y	Left/Blank
	File Line Identifier	Number(10)	Specified by external system	ID of current line being processed by input file.	Y	Right/0
	Transaction Record Counter	Number(10)		No of records processed in current tran (only records between trans head & tail)		
File Trailer	File Type Record Descriptor	Char(5)	FTAIL	Identifies file record type	Y	Left/Blank
	File Line Identifier	Number(10)	Specified by external system	ID of current line being processed by input file.	Y	Right/0
	File Record Counter	Number(10)		No of transactions processed in current file (only records between file head & tail)	Y	Right/0

The RTLOG file is imported into the Sales Audit tables after validation by the batch program saimptlog. This section describes the requirements and validations performed on the records.

Common requirements/validations

This section details the common requirements and validations performed on all transactions. The following sections describe the specific requirements of each type of transaction. If a transaction is not mentioned, then it does not have specific requirements.

Record Type Requirements:

Transaction Type	Includes item records?	Includes tender records?	Includes tax records? IGTAX?	Includes customer records?
OPEN	No	No	No	No
NOSALE	No	Optional	No	No
VOID	Optional	Optional	Optional	Optional
PVOID	No	No	No	No
SALE	Yes	Yes	Optional	Optional
RETURN	Yes	Yes	Optional	Optional
EEXCH	Yes	No	Optional	Optional
PAIDIN	No	Yes	No	No
PAIDOU	No	Yes	No	No
PULL	No	Yes	No	No
LOAN	No	Yes	No	No
COND	No	No	No	No
CLOSE	No	No	No	No
TOTAL	No	No	No	No
REFUND	This transaction is not sent through the RTLOG. It is entered at the HQ level. The TITEM and TCUST records are optional. The TTEND record is required. A TTAX record should not be included. if IGTAX appears in a transaction. As igtax is a type of tax (when tax is on) being considered at item level same logic will apply to IGTAX as TTAX.			
METER	Yes	No	No	No
PUMPT	Yes	No	No	No
TANKDP	Yes	No	No	No
TERM	TERM records are created by saimptlog and then loaded into the database. They do not come from the RTLOG file. They require one TITEM, one TTEND, one TTAX, one TCUST record and one CATT record. IGTAX and one TPYMT which is newly coming up.			
DCLOSE	No	No	No	No
SPLORD	Optional	Yes	Optional	Optional

Requirements per record type:

Record Type	Requirements
IDISC	IDISC records must immediately follow their associated TITEM record.
IGTAX	IGTAX will follow immediately TITEM if IDISC is not coming otherwise it should follow IDISC. Even if IGTAX is coming prior to IDISC it will be processed, but for maintaining proper format OReSA expect it come after IDISC.
TPYMT	This record should be right before TTEND record. It contains the Deposit amount for pickup/delivery/layaway orders.
CATT	CATT records must immediately follow their associated TCUST record.

Code Type Validations:

Record Name	Field Name	Code Type
Transaction Header	Transaction Type	TRAT
	Sub-transaction Type	TRAS
	Reason Code	REAC or values from non_merch_code_head if the transaction type is 'PAIDOU' and the sub transaction type is 'MV' or 'EV'.
	Value Sign	SIGN
Transaction Item	Vender No	If the transaction type is 'PAIDOU' and the sub transaction type is 'MV', this field is validated against the supplier table. If the transaction type is 'PAIDOU' and the sub transaction type is 'EV', this field is validated against the partner table.
	Item Type	SAIT
	Item Status	SASI
	Item Number Type	UPCT
	Quantity Sign	SIGN
	Taxable Indicator	YSNO
	Price Override Reason Code	ORRC
	Item Swiped Indicator	YSNO
Item Discount	Return Reason Code	SARR
	RMS Promotion Type	PRMT
	Discount Type	SADT
Transaction Customer	Quantity Sign	SIGN
	Customer ID Type	CIDT
Customer Attribute	Attribute Type	SACA
	Attribute value	Code types from codes in SACA.
Transaction Tax	Tax code	TAXC

Record Name	Field Name	Code Type
	Tax sign	SIGN
Trascation Payment	Payment (Deposit Amount) Sign	SIGN
Transaction Tender	Tender Type Group	TENT
	Tender Sign	SIGN
	Tender Type ID	<i>Pos_tender_type_head table</i>
	CC Authorization Source	CCAS
	CC Cardholder Verification	CCVF
	CC Entry Mode	CCEM
	CC Special Condition	CCSC

1. Dates are validated: Business Date, Transaction Date, Expiration Date Also, saimptlog accepts only business dates that are within the PERIOD.VDATE minus the SA_SYSTEM_OPTIONS.DAYS_POST_SALE value.
2. Store number is validated against the STORE table.
3. Numeric fields are checked for non-numeric characters.
4. For transaction of type SALE, RETURN and EEXCH, saimptlog checks whether a transaction is in balance: With introduction of Item level tax and Payment amount lines, the balancing logic has been changed as below. Also with introduction of handling VAT/TAX, the logic of balancing has been modified as below.
 - * When TAX is on in the System (system_options.vat_ind = 'N')
 - Transaction Items (Unit Retail * Unit Retail Sign * Quantity) of items which are on Regular Sale, Return, EEXCH
 - + Item Discounts (Unit Discount Amount * Unit Discount Sign * Quantity) of items which are on Regular Sale, Return, EEXCH
 - + Item Level Tax (Total Igtax Amount) of items which are on Regular Sale, Return, EEXCH
 - + Transaction Tax (Tax Amount * Tax Sign)
 - +Trascation payment (Payment Amount * Payment Sign)
 - = Transaction Tenders (Tender Amount * Tender Sign)
 - saimptlog will populate the Value field (on THEAD) with the transaction's sales value (item value – discount value + tax value) from the above calculation if it was not provided in the RTLOG. Following change in above logic of sale total balancing, Value field in THEAD will be⊕ item value – discount value + tax value) for items which are on regular sale, return and eexch + payment value.

Note: If this 'Value' field is being used in creating some totals, then accordingly these totals needs to be modified to accomadate extra amount coming into picture here.
5. When VAT is on in the System (system_options.vat_ind = 'Y', look out for other system options, along with class level, and store level vat indicators, which tells whether unit retail is incl/excl of vat, the logic of balancing will vary as below.)

- Transaction Items (Unit Retail * Unit Retail Sign * Quantity) of items which are on Regular Sale, Return, EEXCH
 - + Item Discounts (Unit Discount Amount * Unit Discount Sign * Quantity) of items which are on Regular Sale, Return, EEXCH
 - + Item Level Tax (Total Igtax Amount) of items which are on Regular Sale, Return, EEXCH (when vat is off item level).
 - + Transaction Tax (Tax Amount * Tax Sign)
 - + Transaction payment (Payment Amount * Payment Sign)
 - = Transaction Tenders (Tender Amount * Tender Sign)
6. Treatment of vouchers.
- If an item sold is a gift certificate (Transaction Item, Voucher field has a value), issued information is written to the SA_VOUCHER table.
 - If the Transaction Type is a RETURN, and the Transaction Tender Type Group is voucher (VOUCH), issued information is written to the SA_VOUCHER table.
 - If the Transaction Type is a SALE, and the Transaction Tender Type Group is a voucher (VOUCH), redeemed information is written to the SA_VOUCHER table.
 - When a gift certificate is sold, customer information should always be included. A receiving customer name value should be populated in the ref_no5 field, a receiving customer state value should be populated in the ref_no6 field and a receiving customer country should be populated in the ref_no7 field. These reference fields can be changed by updating the sa_reference table but the code needs to be modified too. The expiration date is put on the expiration_date field on the TITEM record.
7. Other validations/points of interest:
- A salesperson in the TITEM record takes precedence over the salesperson in the THEAD record.
 - If an item sold is a sub-transaction (REF) item (Transaction Item, reference item field has a value and item does not), it will be converted to the corresponding transaction level item (ITEM).
 - If an item sold is an ITEM (Transaction Item, item field has a value), it will be validated against RMS item tables.
 - The corresponding Department, Class, Subclass, and Taxable Indicator will be selected from the RMS tables and populated for an item.
8. The balancing level determines whether the register or the cashier fields are required.
- If the balancing level is 'R'egister, then the register field on the THEAD must be populated.
 - If the balancing level is 'C'ashier, then the cashier field on the THEAD must be populated.
 - If the balancing level is 'S'tore, then neither field is required to be populated.
9. The tax_ind and the item_swiped_ind fields can only accept 'Y' or 'N' values. If an invalid value is passed through the RTLOG, an error will be flagged and the value will be defaulted to 'Y'.

Transaction of type 'SALE'

A transaction of type SALE is generated whenever an item is sold. A sale may be to an employee, the sub-transaction type would be EMP in this case. Or it may be a drive-off sale (sub-transaction type DRIVEO) when someone drives off with unpaid gas. A special type of sale is an "odd exchange" (sub-transaction type EXCH) where items are sold and

returned in the same transaction. If the net value of the exchange is positive, then it is a sale. If the net value is negative, it is a return.

Requirements per record type (other than what is described in Layout section above):

Record Type	Requirements
THEAD	
TITEM	<ul style="list-style-type: none"> ▪ Item Status is a required field; it determines whether the item is 'S'old, 'R'eturned or 'V'oided. If the item status is S, the quantity sign is expected to be P. If the item status is 'R', the quantity sign is expected to be N. Also if the item status is ORI, LIN, ORD, LCO the qty sign should be 'P', and in case of ORC, LCA it should be 'N'. ▪ If the item status is V, the quantity sign is the reverse of the quantity sign of the voided item. That is, if an item with status S is voided, the quantity sign would be N. Furthermore, the sum of the quantities being voided cannot exceed the sum of the quantities 'S'old or 'R'eturned. Note: neither of the above two validations are performed by saimptlog but an audit rule could be created to check this. ▪ Below are the new item statuses introduced for handling items on customer order layaway. <ul style="list-style-type: none"> ORI – Order Initiate ORD – Order Complete ORC – Order Cancel LIN – Layaway Initiate LCA – Layaway Cancel LCO – Layaway Complete ▪ In a typical sale, the items would all have a status of 'S'. In the case of an odd exchange, some items will have a status of 'R'. ▪ In a typical return, the items would all have a status of 'R'. In the case of an odd exchange, some items will have a status of 'S'. ▪ If an item has status R, then the Return Reason Code field may be populated. If it is, it will be validated against code type 'SARR'. Also it's better to capture the Return Reason Code in case of items on ORC, LCA but is not mandatory. And not validation is being kept for these new item statuses for checkin of SARR. ▪ If the price of an item is overridden, then the Override Reason and Original Unit Retail fields must be populated.
IDISC	<ul style="list-style-type: none"> ▪ The RMS Promotion Type field must always be populated with values of code type 'PRMT'. ▪ The Promotion field is validated, when a value is passed, against the promhead table. ▪ If the promotion is 'In Store' (code 1004), then the Discount Type field must be populated with values of code type 'SADT'. ▪ The Discount Reference Number is a promotion number which is of status 'A', 'E' or 'M'. ▪ If the Discount Type is 'SCOUP' for Store Coupon, then the Coupon Number field must be populated. The Coupon Reference Number field is optional.
IGTAX	<p>The IGTAX_CODE field must always be populated with code_type TAXC(vat_code from vat_codes table), field from code_detail table. (Note: This can be Item level Tax/Vat depending on the system options and other settings.)</p> <p>The TAX_AUTHORITY field must always be populated when TAX.</p>

Record Type	Requirements
TPYMT	Payment (Deposit amount) sign and Payment (Deposit) amount fields are necessary if this line is appearing. Basically this is the accumulation of various items being considered in one transaction, which are on pick up/delivery /lay away.
TTEND	<ul style="list-style-type: none"> If the tender type group is 'COUPON', then the Coupon Number field must be populated. The Coupon Reference Number field is optional. If the Transaction Tender Type Group is a credit card (CCARD), the number will be validated against the SA_CC_VAL table. The other cc fields are optional.

Meaning of reference number fields:

Note: The meaning of these reference number fields may be changed through the sa_reference table. The new transaction type "SPFLORD" will be same as SALE but the inventory will not be reserved for the orders at its line level.

Transaction Type	Sub-transaction Type	Item Type	Tender Type Group	Reference Number Field	Meaning of Reference Field	Req?
SALE				1	Speed Sale Number	Y
SALE		GCN		5	Recipient Name	N
SALE		GCN		6	Recipient State	N
SALE		GCN		7	Recipient Country	N
SALE			CHECK	9	Check Number	N
SALE			CHECK	10	Driver's License Number	N
SALE			CHECK	11	Credit Card Number	N
SALE	DRIVEO			1	Incident Number	Y
SALE	EMP			3	Employee Number of the employee receiving the goods.	N

Expected values for sign fields

TRANSACTION TYPE	TITEM.Quantity Sign	TTEND.Tender Sign	TTAX.Tax Sign	IDISC.Quantity Sign
SALE	P if item is sold; N if item is returned; reverse of original item if item is voided.	P	P	P if item is sold; N if item is returned; reverse of original item if item is voided.
SALE	P if item is on ORI, LIN, ORD, LCO; N if item is on ORC, LCA;	P	P	P if item is on ORI, LIN, ORD, LCO; N if item is on ORC, LCA;

Transaction of type 'PVOID'

This transaction is generated at the register when another transaction is being post voided. The orig_tran_no and orig_reg_no fields must be populated with the appropriate

information for the transaction being post voided. The PVOID transaction must be associated with the same store day as the original transaction. If the PVOID needs to be generated after the store day is closed, the transaction needs to be created using the forms.

Transaction of type 'RETURN'

This transaction is generated when a customer returns an item.

This type of transaction has similar record type requirements as a 'SALE' transaction.

Meaning of reference number fields:

The assumption is that new item statuses do not come under transaction type 'RETURN'.

If a customer wants to return the items (ORI, LIN) these come under 'SALE' but with item statuses as ORC, LCA.

Note: The meaning of these reference number fields may be changed through the sa_reference table.

Transaction Type	Sub-transaction Type	Reference Number Field	Meaning of Reference Field	Req?
RETURN		1	Receipt Indicator (Y/N)	Y
RETURN		2	Refund Reference Number	N
RETURN	EMP	3	Employee Number of the employee returning the goods.	N

Expected values for sign fields:

TRANSACTION TYPE	TITEM.Quantity Sign	TTEND.Tender Sign	TTAX.Tax Sign	IDISC.Quantity Sign
RETURN	P if item is sold; N if item is returned; reverse of original item if item is voided.	N	N	P if item is sold; N if item is returned; reverse of original item if item is voided.

Transaction of type 'SPLORD'

This transaction is generated when a customer picks up an item, which is not in stock. The item status can be 'ORI', 'ORC' or 'ORD'. ('Order Initiate', Order Cancel' or 'Order Complete')

Transaction of type 'EEXCH'

This transaction is generated when there is an even exchange.

This type of transaction has similar record type requirements as a 'SALE' transaction.

It is expected that the number of items returned equals the number of items sold.

However, this validation is not performed by saimptlog. An audit rule could be created for this. Saimptlog only expects that there would be at least two item records.

No tender changes hands in this transaction.

Meaning of reference number fields:

Note: The items, which are on customer order or layaway, should not be come under this transaction type.

Note: The meaning of these reference number fields may be changed through the sa_reference table.

Transaction Type	Sub-transaction Type	Reference Number Field	Meaning of Reference Field	Req?
EEXCH		1	Receipt Indicator (Y/N)	Y
EEXCH	EMP	3	Employee Number of the employee exchanging the goods.	N

Transaction of type 'PAIDIN'

This type of transaction has only one TTEND record.

A reason code is required.

Meaning of reference number fields:

Note: The meaning of these reference number fields may be changed through the sa_reference table.

Reason Code	Reference Number Column	Meaning	Req?
NSF	1	NFS Check Credit Number	N
ACCT	1	Account Number	N

Transaction of type 'PAIDOU'

This type of transaction has only one TTEND record.

A reason code is required (code type REAC). If the sub-transaction type is 'EV' or 'MV', the reason code comes from the non_merch_codes_head table.

If the sub-transaction type is 'EV' or 'MV', then at least one field among the vendor number, vendor invoice number, payment reference number and proof of delivery number fields should be populated.

If the sub-transaction type is 'EV', then the vendor number comes from the partner table. If the sub-transaction type is 'MV', then the vendor number comes from the supplier table.

Meaning of reference number fields:

Note: The meaning of these reference number fields may be changed through the sa_reference table.

Sub Transaction Type	Reason Code	Reference Number Column	Meaning	Req?
EV		2	Personal ID Number	N
EV		3	Routing Number	N
EV		4	Account Number	N
	PAYRL	1	Money Order Number	N
	PAYRL	2	Employee Number	N
	INC	1	Incident Number	N

Transaction of type 'PULL'

This transaction is generated when cash is withdrawn from the register.

This type of transaction has only one TTEND record.

Expected values for sign fields:

TRANSACTION TYPE	TITEM.Quantity Sign	TTEND.Tender Sign	TTAX.Tax Sign	IDISC.Quantity Sign
PULL	N/A	N	N/A	N/A

Transaction of type 'LOAN'

This transaction is generated when cash is added to the register.

This type of transaction has only one TTEND record.

Expected values for sign fields:

TRANSACTION TYPE	TITEM.Quantity Sign	TTEND.Tender Sign	TTAX.Tax Sign	IDISC.Quantity Sign
LOAN	N/A	P	N/A	N/A

Transaction of type 'COND'

This transaction records the condition at the store when it opens. There can be at most one COND record containing weather information and at most one COND record containing temperature information. Both these pieces of information may be in the same COND record. There may be any number of COND records containing traffic and construction information.

This type of transaction does not have TITEM or IDISC or IGTAX or TTAX or TPYMT or TTEND records.

Note: The meaning of these reference number fields may be changed through the sa_reference table.

Reference Number Column	Meaning	Req?
1	Weather – code type 'WEAT'	N
2	Temperature – a signed 3 digit number.	N
3	Traffic – code_type 'TRAF'	N
4	Construction – code_type 'CONS'	N

Transaction of type 'TOTAL'

This transaction records the totals that are reported by the POS. The value field must be populated. Some POS systems generate only one transaction number for all totals. In order to avoid duplicate errors to be reported, only one total transaction can have a transaction number and the subsequent ones can have blank transaction numbers. In other words, a TOTAL transaction is not required to have a transaction number.

This type of transaction does not have TITEM or IDISC or IGTAX or TTAX or TPYMT or TTEND records.

Transaction of type 'METER'

This transaction is generated when a meter reading of a fuel pump is taken.

This type of transaction has only TITEM records.

Meaning of reference number fields:

Note: The meaning of these reference number fields may be changed through the sa_reference table.

Reference Number Column	Meaning	Req?
1	Reading Type: ('A' Adjustment, 'S' shift change, 'P' price change, 'C' store close)	Y
5	Opening Meter Readings	Y
6	Closing Meter Reading	Y
7	If the reading type is 'P' for price change, the old unit retail should be placed here. Decimal places are required.	Y
8	Closing Meter Value	Y

Transaction of type 'PUMPT'

This transaction is generated when a pump test is performed. This type of transaction has only TITEM records.

Transactions of type 'TANKDP'

This transaction is generated when a tank dip measurement is taken.

This type of transaction has only TITEM records.

Meaning of reference number fields:

Note: The meaning of these reference number fields may be changed through the sa_reference table.

Reference Number Column	Meaning	Req?
1	Tank identifier	Y
5	Dip Type ('FUEL', 'WATER', etc.)	Y
6	Dip Height Major (decimal places required)	Y
7	Dip Height Minor (decimal places required)	Y

Transaction of type 'DCLOSE':

This transaction is generated when day closed. Transaction number for this type of transaction has to be blank.

Note: Vouchers are minimally handled by saimptlog. Voucher information is written to the savouch file which is passed to the program savouch.pc.

- A voucher will appear on the TITEM record only if it was sold. Thus when saimptlog encounters a 'SALE' transaction with a voucher, it writes the voucher to the savouch file as an 'I' issued voucher.
- A voucher will be issued when it appears on the TTEND record of transactions of type 'RETURN' and 'PAIDOU'. In other words, saimptlog will write it to the savouch file with status 'I'.
- A voucher will be redeemed when it appears on the TTEND record of transactions of type 'SALE' and 'PAIDIN'. In other words, saimptlog will write it to the savouch file with status 'R'.

Vouchers may not be returned. However, a transaction of type 'PAIDOU' may be generated when the customer exchanges a voucher for another form of tender.

saimptlogfin (Sales Audit Import)

Functional Area

ReSA (Oracle Retail Sales Audit)

Module Affected

SAIMPTLOGFIN.PC

Design Overview

The SAIMPTLOGFIN program creates the balances (over or under) by store, register, or cashier and populates it in the SA_BALANCE_GROUP table, and it cancels post voided transactions and vouchers and validates missing transactions. It marks the store day record in the ReSA import log as partially or fully loaded. This unlocks the store day records after all store transactions are imported.

Scheduling Constraints

Schedule Information	Description
Processing Cycle	Sales Audit (Daily)
Scheduling Considerations	Run towards the end of loading POS transaction data into ReSA. It should run after SAIMPTLOG or SAIMPTLOGI and SAVOUCH but before SATOTALS.PC.
Pre-Processing	N/A
Post-Processing	N/A
Threading Scheme	N/A

Restart/Recovery

N/A

Locking Strategy

This program is attempted to obtain a write lock on the store/day with a call to get_lock library function. If this fails, go on to the next store/day and log the problem to the error log. If the lock is not obtained for a store/day then, skip the store_day and process with the next store/day. It unlocks the store/day records if all transactions for the day are imported.

Security Considerations

N/A

Performance Considerations

N/A

Key Tables Affected

Table	Select	Insert	Update	Delete
STORE_DAY_SEQ_NO	Yes	No	No	No
STORE	Yes	No	No	No
SA_STORE_DAY	Yes	No	Yes	No
SA_CUST_ATTRIB	Yes	No	No	Yes
SA_CUSTOMER	Yes	No	No	Yes
SA_TRAN_DISC	Yes	No	No	Yes
SA_TRAN_ITEM	Yes	No	No	Yes
SA_TRAN_TAX	Yes	No	No	Yes
SA_TRAN_TENDER	Yes	No	No	Yes
SA_TRAN_IGTAX	Yes	No	No	Yes
SA_TRAN_PAYMENT	Yes	No	No	Yes
SA_ERROR	Yes	No	Yes	Yes
SA_MISSING_TRAN	Yes	No	No	Yes
SA_TRAN_HEAD	Yes	No	Yes	Yes
SA_BALANCE_GROUP	Yes	Yes	No	No
SA_TRAN_HEAD CANCEL	Yes	No	No	No
SA_STORE_DATA	Yes	No	No	No
SA_IMPORT_LOG	No	No	Yes	No
SA_TRAN_HEAD_REV	No	Yes	No	No
SA_TRAN_ITEM_REV	No	Yes	No	No
SA_TRAN_TENDER_REV	No	Yes	No	No
SA_TRAN_TAX_REV	No	Yes	No	No
SA_TRAN_DISC_REV	No	Yes	No	No
SA_TRAN_IGTAX_REV	No	Yes	No	No
SA_TRAN_PAYMENT_REV	No	Yes	No	No
SA_ERROR_REV	No	Yes	No	No

Table	Select	Insert	Update	Delete
SA_EXPORTED_REV	No	Yes	No	No

Shared Modules

N/A

I/O Specification

N/A

saordinvexp (Sales Audit Inventory Export)**Functional Area**

ReSA

Module Affected

SAORDINVEXP.PC

Design Overview

This batch program will generate a flat file to reserve or un-reserve the inventory for items in customer order or layaway. Inventory will be reserved for customer order/layaway initiate and un-reserved for customer order/layaway cancel or complete.

Scheduling Constraints

Schedule Information	Description
Processing Cycle	Daily
Scheduling Considerations	N/A
Pre-Processing	N/A
Post-Processing	N/A
Threading Scheme	Multithreaded based on store number

Restart/Recovery

The logical unit of work for this module is defined as a unique store/day combination. Records are fetched, updated and inserted in batches of pl_commit_max_ctr. Only two commits are done, one to establish the store/day lock and another at the end, to release the lock after a store/day is completely processed. The ORIN formatted output file is created with a temporary name and renamed just before the end of store/day commit. In case of failure, all work done is rolled back to the point right after the call to get_lock() and releases the lock. Thus, the rollback segment should be large enough to hold all inserts into sa_exported for one store/day.

Locking Strategy

This program is attempted to obtain a read lock on the store/day with a call to get_lock() library function. If this fails, go on to the next store/day and log the problem to the error log. If the previous store day transaction failed, then release its lock with a call to release_lock() and rollback the transaction.

Security Considerations

N/A

Performance Considerations

N/A

Key Tables Affected

Table	Select	Insert	Update	Delete
SA_SYSTEM_OPTIONS	Yes	No	No	No
SA_EXPORTED	Yes	Yes	No	No
SA_EXPORT_LOG	Yes	No	Yes	No
SA_STORE_DAY	Yes	No	No	No
SA_ERROR	Yes	No	No	No
SA_ERROR_IMPACT	Yes	No	No	No
SA_TRAN_HEAD	Yes	No	No	No
SA_TRAN_HEAD_REV	Yes	No	No	No
SA_TRAN_ITEM	Yes	No	No	No
SA_TRAN_ITEM_REV	Yes	No	No	No

I/O Specification**Output File Layout**

Record Name	Field Name	Field type	Default Value	Description
FHEAD	Record descriptor	Char(5)	FHEAD	Identifies the file record type
	File Line Id	Char(10)	0000000001	Sequential file line number
	File type Definition	Char(4)	ORIN	Identifies the file type
	File Create Date	Char(14)		File Create Date in YYYYMMDDHHMMSS format
	Location	Number(10)		Store location number
THEAD	Record descriptor	Char(5)	THEAD	Identifies the file record type
	File Line Id	Char(10)		Sequential file line number
	Transaction Date & Time	Char(14)	Transaction Date	Date and time of the order processed.
	Transaction Type	Char(6)	'SALE'	Transaction type code specifies whether the transaction is sale or Return.
	Customer Order number	Char(30)		Customer Order number

Record Name	Field Name	Field type	Default Value	Description
TDETL	Record descriptor	Char(5)	TDETL	Identifies the file record type
	File Line Id	Char(10)		Sequential file line number
	Item Type	Char(3)	REF or ITM	Can be REF or ITM
	Item	Char(25)		Id number of the ITM or REF
	Item Status	Char(6)	LIN - Layaway Initiate LCA - Layaway Cancel LCO - Layaway Complete PVLCO - Post void of Layaway complete ORI - Pickup/delivery Initiate ORC - Pickup/delivery Cancel ORD - Pickup/delivery Complete PVORD - Post void of Pick-up/delivery complete	Type of transaction.
	Dept	Number(4)		Department of item sold or returned.
	Class	Number(4)		Class of item sold or returned.
	Sub class	Number(4)		Subclass of item sold or returned.
	Pack Ind	Char(1)		Pack indicator of item sold or returned.
	Quantity Sign	Char(1)	'P' or 'N'	Sign of the quantity.
	Quantity	Number(12)		quantity * 10000 (4 implied decimal places), number of units for the given order (item) status.
	Selling UOM	Char(4)		UOM at which this item was sold.
	Catchweight Ind	Char(1)		Indicates if the item is a catchweight item. Valid values are Y or NULL.
	TTAIL	File Type Record Descriptor	Char(5)	TTAIL
File Line Identifier		Number(10)	Specified by ReSA	ID of current line being processed by input file.
Transaction count		Number(6)	Specified by ReSA	Number of TDETL records in this transaction set.

Record Name	Field Name	Field type	Default Value	Description
FTAIL	File Type Record Descriptor	Char(5)	FTAIL	Identifies file record type
	File Line Identifier	Number(10)	Specified by external system	ID of current line being processed by input file.
	File Record Counter	Number(10)		Number of records/transactions processed in current file (only records between FHEAD & FTAIL)

sapreexp (Sales Audit Pre-Export)

Functional Area

Oracle Retail Sales Audit (ReSA)

Module Affected

SAPREEXP.PC

Design Overview

When a user modifies or revises a transaction through the Oracle Retail Sales Audit user application, numerous totals are affected through re-totaling. The sales audit pre-export module is designed to compare the latest prioritized version of each total defined for export with the version that was previously sent to each system. If they are the same, an SA_EXPORTED entry should be created for the total for that particular system so that the same value is not exported twice. By determining which totals have not changed since the last export date time (SA_EXPORTED_REV), this module then creates entries on SA_EXPORTED to prohibit any third party application from receiving multiple export revisions.

Scheduling Constraints

Schedule Information	Description
Processing Cycle	Anytime
Scheduling Considerations	This module should be run after the ReSA auditing process and before any export processes.
Pre-Processing	N/A
Post-Processing	N/A
Threading Scheme	N/A

Restart/Recovery

The logical unit of work for this module is defined as a unique store/day combination. Only two commits are done. One to establish the store/day lock (this is done by the

package) and one at the end after a store/day or store/day/total is completely processed.

Locking Strategy

This program is attempted to obtain a read lock on the store/day with a call to `get_lock` function. If this fails, go on to the next store/day and log the problem to the error log.

Security Considerations

N/A

Performance Considerations

N/A

Key Tables Affected

Table	Select	Insert	Update	Delete
SA_EXPORT_LOG	Yes	No	No	No
SA_STORE_DAY	Yes	No	No	No
SA_TOTAL_USAGE	Yes	No	No	No
SA_EXPORT_LOG	Yes	No	No	No
SA_EXPORTED	Yes	Yes	No	No
SA_EXPORTED_REV	Yes	No	No	No

I/O Specification

N/A

sapurge (Sales audit purge)

Functional Area

Retail Sale Audit (ReSA)

Module Affected

SAPURGE.PC

Design Overview

This program is run daily to control the size of the tables in the sales audit database. Older information is deleted to ensure optimal performance of the system as a whole.

Different kinds of data need to be kept in the system for different amounts of time.

Transactions, and all associated transaction details, and Totals calculated or reported for a store day are deleted when they meet the following criteria:

- The Business Date for those transactions and totals is older than or equal to today's date minus the `days_before_purge` parameter setup on the `sa_system_options` table.
- No locks exist on the store/day.
- One of the two following statements is true for the store/day:
 1. Fully loaded, and all errors either corrected or overridden (`sa_store_day.audit_status` is 'A' (Audited) and `sa_store_day.data_status` = 'F' (Fully loaded)). In addition, there are no outstanding exports (records for the

store/day in the sa_export_log table where sa_export_log.status = 'R' (Ready for export)).

2. Never loaded (sa_store_day.audit_status is 'U' (Unaudited) and sa_store_day.data_status = 'R' (Ready for import)).

Flash Sales data is deleted when it meets the following criteria:

- Date is two years before today's date minus the days_before_purge parameter setup on the sa_system_options.
- Company open and close dates will also need to be kept for two years plus days_before_purge so that the historical comparisons in flash sales reporting carry the appropriate weight.

Voucher data is deleted when it meets the following criteria:

- The redeemed date or the escheat date for the specific voucher type is before today's date minus the purge_no_days on the sa_voucher_options table for the corresponding voucher type.

Order and Layaway data is deleted when it meets the following criteria:

- The Order Initiated and Layaway Initiated data for the corresponding cancel/completed type records which fall under today's date minus the purge_no_days on the sa_system_options table will be deleted.
- The order/layaway which are in open status i.e. not yet completed/canceled will not be deleted from the SA tables and its corresponding transactions, store days will not be deleted from the system.

The program can also take in a list of store_day_seq_no to delete. For example, the command line could be: sapurge userid/passwd 1000 1001 1002, where 1000, 1001 and 1003 are store_day_seq_nos that the user wants to delete. These must also meet the criteria defined above. If a store_day_seq_no is passed to this program, but does not meet the criteria, an error will be written out to the error log.

An output file is created to store a record for each store and business date that was purged. The file name must be passed in at the command line as a parameter to sapurge.

Scheduling Constraints

Schedule Information	Description
Processing Cycle	Anytime – Sales Audit is a 24/7 system
Scheduling Considerations	This program should be run as the last program in the batch schedule. It can be run as part of the daily or monthly ReSA schedules.
Pre-Processing	saprepost sapurge pre
Post-Processing	saprepost sapurge post
Threading Scheme	Threaded by store

Restart/Recovery

Restart/recovery is implicit in purge programs. The program only needs to be run again to restart appropriately.

Locking Strategy

This program calls the get_lock function which uses Oracle's DMBS_LOCK functions to ensure exclusivity and avoid lock conflicts.

Security Considerations

N/A

Performance Considerations

N/A

Key Tables Affected

Table	Select	Insert	Update	Delete
SA_STORE_DAY	Yes	No	Yes	Yes
SA_SYSTEM_OPTIONS	Yes	No	No	No
SA_EXPORT_LOG	Yes	No	No	Yes
SA_TRAN_HEAD_REV	Yes	No	No	Yes
SA_TRAN_ITEM_REV	Yes	No	No	Yes
SA_TRAN_HEAD	Yes	No	No	Yes
SA_TRAN_HEAD_TEMP	Yes	Yes	No	No
SA_TOTAL	Yes	No	No	Yes
SA_BALANCE_GROUP	Yes	No	No	Yes
SA_ESCHEAT_TOTAL	Yes	No	No	Yes
SA_VOUCHER_OPTIONS	Yes	No	No	No
SA_EXPORTED	No	No	No	Yes
SA_EXPORTED_REV	No	No	No	Yes
SA_ERROR_REV	No	No	No	Yes
SA_TRAN_TAX_REV	No	No	No	Yes
SA_TRAN_DISC_REV	No	No	No	Yes
SA_TRAN_TENDER_REV	No	No	No	Yes
SA_TRAN_TAX	No	No	No	Yes
SA_TRAN_DISC	No	No	No	Yes
SA_TRAN_ITEM	No	No	No	Yes
SA_TRAN_TENDER	No	No	No	Yes
SA_CUST_ATTRIB	No	No	No	Yes
SA_CUSTOMER	No	No	No	Yes
SA_COMMENTS	No	No	No	Yes
SA_ERROR	No	No	No	Yes
SA_POS_VALUE	No	No	No	Yes
SA_POS_VALUE_WKSHT	No	No	No	Yes
SA_SYS_VALUE	No	No	No	Yes
SA_SYS_VALUE_WKSHT	No	No	No	Yes
SA_STORE_VALUE	No	No	No	Yes
SA_HQ_VALUE	No	No	No	Yes
SA_ERROR_WKSHT	No	No	No	Yes
SA_MISSING_TRAN	No	No	No	Yes
SA_IMPORT_LOG	No	No	No	Yes
SA_BANK_ACH	No	No	No	Yes

Table	Select	Insert	Update	Delete
SA_ESCHEAT_VOUCHER	No	No	No	Yes
SA_STORE_DAY_WRITE_LOCK	No	No	No	Yes
SA_FLASH_SALES	No	No	No	Yes
SA_VOUCHER	No	No	No	Yes
SA_STORE_ACH	No	No	No	Yes
KEY_MAP_GL	No	No	No	Yes
SA_GL_REF_DATA	No	No	No	Yes
SA_TRAN_ITEM_TEMP	Yes	Yes	No	Yes
SA_TRAN_IGTAX	No	No	No	Yes
SA_TRAN_PAYMENT	No	No	No	Yes
SA_TRAN_IGTAX_REV	No	No	No	Yes
SA_TRAN_PAYMENT_REV	No	No	No	Yes

I/O Specification

N/A

Note: The output file name is passed into the program as a runtime parameter; the output file lists deleted items.

sarules (Sales Audit Rules)**Functional Area**

Oracle Retail Sales Audit (ReSA)

Module Affected

SARULES.PC

Design Overview

Evaluating rules is integral to the sales auditing process. Rules make the comparisons between data from various sources. These comparisons find data errors that could be the result of either honest mistakes or fraud. Finding these mistakes during the sales auditing process prevents these errors from being passed on to merchandising and data warehouse systems.

Rules in ReSA are dynamic. Rules are not predefined in the system. Retailers have the ability to define through the online Rule Definition Wizard. Errors uncovered by these rules are available for review during the interactive audit. As in the program, SATOTALS.PC, after users modify existing rules or create new ones, they become part of the rules the next time that SARULES.PC runs.

Scheduling Constraints

Schedule Information	Description
Processing Cycle	Sales Audit – Runs daily
Scheduling Considerations	This program runs after SATOTALS and before SAESCHEAT. It should also run before SAPREEXP and any of the ReSA export modules that extract store/day transaction data to other applications (for example, SAEXPRMS, SAEXPIM, SAEXPRDW, SAEXPACH, SAEXPUAR and SAEXPGL).
Pre-Processing	N/A
Post-Processing	N/A
Threading Scheme	This program runs against a single store at a time.

Restart/Recovery

The logical unit of work for this program is a SA_STORE_DAY record. Records are committed to the database when the commit_max_ctr defined for SARULES on the RESTART_CONTROL table is reached. This program achieves inherent restart/recovery due to the fact that store/day records that are processed is updated to an audit_status of 'A' (audited) or 'H' (HQ errors pending) or 'S' (store errors pending) and is not fetched by the driving cursor when the program restarts.

Locking Strategy

N/A

Security Considerations

N/A

Performance Considerations

N/A

Key Tables Affected

Table	Select	Insert	Update	Delete
SA_STORE_DAY	Yes	No	Yes	No
SA_RULE_HEAD	Yes	No	No	No
SA_RULE_LOC_TRAIT	Yes	No	No	No
SA_ERROR_WKSHT	No	Yes	No	Yes
SA_ERROR_TEMP	No	Yes	No	No
SA_ERROR	No	Yes	Yes	Yes
SA_TOTAL	No	No	Yes	No
SA_TRAN_HEAD	No	No	Yes	No
SA_TRAN_ITEM	No	No	Yes	No
SA_TRAN_DISC	No	No	Yes	No
SA_TRAN_TENDER	No	No	Yes	No

Table	Select	Insert	Update	Delete
SA_TRAN_TAX	No	No	Yes	No

Shared Modules

N/A

I/O Specification

N/A

sastdycr (Sales Audit Store Day Create)**Functional Area**

Oracle Retail Sales Audit (ReSA)

Module Affected

SASTDYCR.PC

Design Overview

The SASTDYCR batch program creates store/day, import log and export log records. This program should run prior to uploading the sales data from POS for a given store/day.

Scheduling Constraints

Schedule Information	Description
Processing Cycle	Daily – In the date set phase.
Scheduling Considerations	It should run before the DTESYS batch program and before the next store/day's transactions are received.
Pre-Processing	N/A
Post-Processing	N/A
Threading Scheme	N/A

Restart/Recovery

The logical unit of work in this program is store. Records are committed to the database when the commit counter is reached. The commit counter is defined by the value of INCREMENT_BY on ALL_SEQUENCE table for the sequence 'SA_STORE_DAY_SEQ_NO_SEQUENCE.'

Locking Strategy

N/A

Security Considerations

N/A

Performance Considerations

N/A

Key Tables Affected

Table	Select	Insert	Update	Delete
ALL_SEQUENCES	Yes	No	No	No
SYSTEM_OPTIONS	Yes	No	No	No
STORE	Yes	No	No	No
SA_STORE_DAY	Yes	Yes	No	No
COMPANY_CLOSED	Yes	No	No	No
COMPANY_CLOSED_EXCEP	Yes	No	No	No
LOCATION_CLOSED	Yes	No	No	No
PERIOD	Yes	No	No	No
SA_IMPORT_LOG	No	Yes	No	No
SA_EXPORT_LOG	No	Yes	No	No
SA_FLASH_SALES	No	Yes	No	No
SA_STORE_WRITE_LOCK	No	Yes	No	No

Shared Modules

N/A

I/O Specification

N/A

satotals (Sales Audit Totals)**Functional Area**

Oracle Retail Sales Audit (ReSA)

Module Affected

SATOTALS.PC

Design Overview

This module produces totals from user-defined total calculation rules. Totaling is integral to the sales auditing process. Totaling provides the values against which auditors can compare receipts. These comparisons find data errors that could be the result of either honest mistakes or fraud. Finding these mistakes during the sales auditing process prevents these errors from being passed on to merchandising and data warehouse systems. Totaling also provides quick access to other numeric figures about the day's sales transactions.

Totaling in ReSA is dynamic. ReSA automatically totals transactions based on calculation definitions that the retailer's users create using the online Totals Calculation Definition Wizard. In addition, the retailer is able to define totals that come from the POS but that ReSA does not calculate. Whenever users create new calculation definitions or edit existing ones, they become part of the automated totaling process the next time that SATOTALS runs.

Scheduling Constraints

Schedule Information	Description
Processing Cycle	Sales Audit – Runs daily
Scheduling Considerations	This program runs after the batch programs SAIMPTLOGFIN.PC and before SARULES.PC.
Pre-Processing	N/A
Post-Processing	N/A
Threading Scheme	This program runs against a single store at a time.

Restart/Recovery

The logical unit of work for this program is a SA_STORE_DAY record. Records are committed to the database when the commit_max_ctr defined for SATOTALS on the RESTART_CONTROL table is reached. This program achieves inherent restart/recovery due to the fact that store/day records that are processed is updated to an audit_status of 'T'otaled and is not be fetched by the driving cursor when the program restarts.

Locking Strategy

N/A

Security Considerations

N/A

Performance Considerations

N/A

Key Tables Affected

Table	Select	Insert	Update	Delete
SA_STORE_DAY	Yes	No	Yes	No
SA_TOTAL	No	Yes	No	No
SA_TOTAL_HEAD	Yes	No	No	No
SA_ERROR	No	Yes	No	Yes
SA_ERROR_WKSHT	No	Yes	No	Yes
SA_POS_VALUE	No	Yes	No	No
SA_POS_VALUE_WKSHT	No	Yes	No	No
SA_SYS_VALUE	No	Yes	No	No
SA_SYS_VALUE_WKSHT	No	Yes	No	No
SA_ERROR_REV	No	Yes	No	No
SA_EXPORTED_REV	No	Yes	No	No
SA_EXPORTED	No	No	No	Yes

Shared Modules

N/A

I/O Specification

N/A

savouch (Sales Audit Voucher Upload)**Functional Area**

Oracle Retail Sales Audit

Module Affected

SAVOUCH.PC

Design Overview

Because gift certificates can enter the Sales Audit system as either items or tender, processing must be done to match up the sales and redemptions. This module is used to aggregate gift certificate and voucher records. It compares records in the input files to the database. If a record for the voucher does not exist on the database, the record is inserted. If the voucher already exists on the database, the record should be updated with the appropriate information. The voucher details are updated to SA_VOUCHER table.

Some retailers assign gift certificates to a given store, which means that before a gift certificate is sold at a store, it is assigned to a given store. When a retailer assigns a gift certificate to a given store, a record is written to the database. When the gift certificate is then sold by the store and redeemed by the consumer, this existing record must be updated to include the sale and redemption information. Some retailers choose not to assign gift certificates and instead simply sell gift certificates. In that case, the record is inserted into the database when the gift certificate is sold and then updated when the gift certificate is redeemed.

Scheduling Constraints

Schedule Information	Description
Processing Cycle	Sales Audit – Runs Daily
Scheduling Considerations	This program needs to be scheduled after SAIMPTLOG.PC and its sqlldr process, but before saimptlogfin.
Pre-Processing	N/A
Post-Processing	N/A
Threading Scheme	N/A

Restart/Recovery

Restart/recovery logic for file based processing is used. Records are committed to the database when commit_max_ctr defined in the RESTART_CONTROL table is reached.

Locking Strategy

N/A

Security Considerations

N/A

Performance Considerations

N/A

Key Tables Affected

Table	Select	Insert	Update	Delete
SA_VOUCHER	Yes	Yes	Yes	No

I/O Specification**Input File Layout**

The input filename is not fixed; the input filename is determined by a runtime parameter. Records rejected by the import process are written to a reject file. The reject filename is not fixed; the reject filename is determined by a runtime parameter.

Record Name	Field Name	Field Type	Default Value	Description
FHEAD	Record descriptor/	Char(5)	FHEAD	File head marker
	Line id	Number(10)	0000000001	Unique line id
	Translator id	Char(5)	SAVO	Identifies transaction type
	File create date	Char(14)		Vdate in YYYYMMDDHH24MISS format
	Business Date	Char(8)	Business Date	Vdate in YYYYMMDD format
FDETL	Record descriptor/	Char(5)	FDETL	File head marker
	Line id	Number(10)		Unique line id
	Voucher seq Number	Number(20)		Unique identifier for an entry to SA_VOUCHER table
	Voucher No	Char(25)		Serial Number of the voucher
	Tender Type Id	Number(6)		Type of Voucher (Valid values for tender type are maintained in pos_tender_type_head table with tender_type_group as 'VOUCH')
	Assigned Date	Char(8)		Date the voucher was assigned
	Assigned store	Number(10)		Store to which the voucher is assigned
	Issuing Date	Char(8)		Date this document was issued
	Issuing store	Number(10)		Store this document was issued from
	Issuing Register	Char(5)		Register this document was issued from
	Issuing Cashier	Char(10)		Cashier issuing the document
	Issued transaction number	Number(20)		Transaction number at the time of issuance

Record Name	Field Name	Field Type	Default Value	Description
	Issued item seq number	Number(4)		Holds the item sequence of the item when the voucher is sold as an item (gift voucher)
	Issued tender seq number	Number(4)		Holds the tender sequence of the tender when the voucher is sold as a tender (Merchandise Credit).
	Issued Amount	Number(20)		Amount the document was issued for * 10000 (4 implied decimal places)
	Issued Customer Name	Char(120)		Name of the customer, who was issued the voucher
	Issued Customer Addr1	Char(240)		The address of the customer who was issued the voucher
	Issued Customer Addr2	Char(240)		The second line address of the customer who was issued the voucher
	Issued Customer City	Char(120)		City of the customer, the voucher is issued
	Issued Customer State	Char(3)		State of the customer
	Issued Customer Postal Code	Char(30)		Postal address of the customer.
	Issued Customer Country	Char(3)		Country of the customer the voucher was issued.
	Recipient Name	Char(120)		Name of the intended recipient
	Recipient State	Char(3)		The state of the intended recipient.
	Recipient Country	Char(3)		The country of the intended recipient.
	Redemption Date	Char(8)		Date the voucher was redeemed.
	Redemption Store	Number(10)		Store, the voucher was redeemed at.
	Redemption Register	Char(5)		Register, the document was redeemed at.
	Redemption cashier	Char(10)		Cashier redeeming the voucher
	Redemption tran seq number	Number(20)		Transaction Number when the document was redeemed
	Redemption Tender seq number	Number(4)		This column holds the tender sequence of the tender within the transaction when a voucher is redeemed as tender
	Redemption Amount	Number(20)		Amount the document was redeemed for * 10000 (4 implied decimal places)
	Expiry Date	Char(8)		Expiry Date

Record Name	Field Name	Field Type	Default Value	Description
	Status	Char(1)		Indicator showing the document's status, issued or redeemed. Valid values = I – Issued, R - Redeemed.
	Comments	Char(2000)		Comments
FTAIL	Record type	Char(5)	FTAIL	Describes file record – marks end of file
	Line id	Number(10)		Unique file line ID
	#lines	Number(10)		Total number of transaction lines in file (not including FHEAD and FTAIL)

Oracle Retail Trade Management Batch

Overview

Oracle Retail Trade Management (RTM) automates international import transaction data. There are six components of RTM:

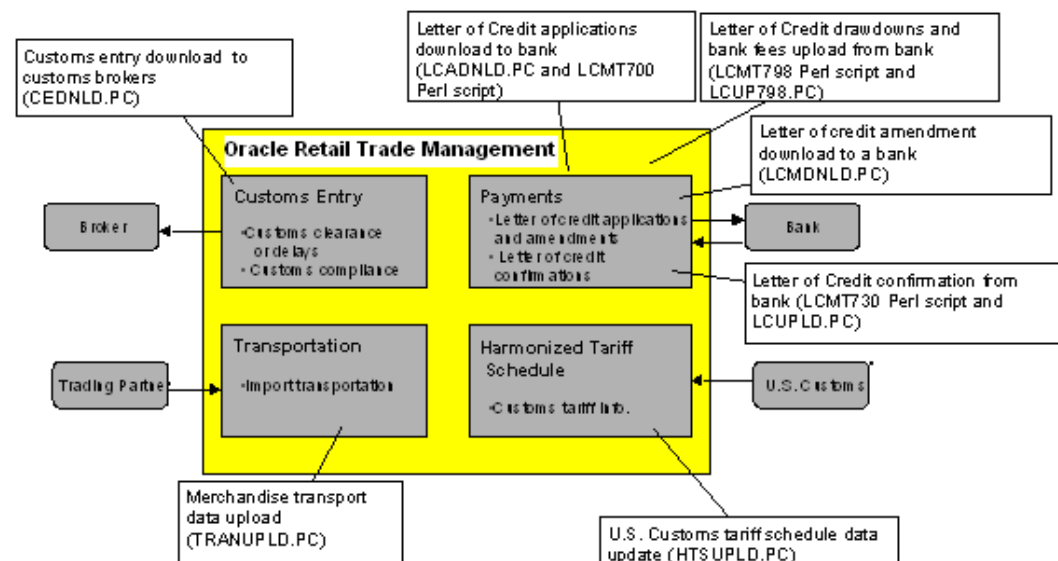
- Customs entry
- Harmonized tariff schedule
- Letter of credit
- Transportation.
- Actual landed costs
- Obligations

Four of these components—customs entry, Harmonized Tariff Schedule, letter of credit, and transportation—have batch-processing modules that facilitate the flow of data between RTM and external applications and files. This document describes these batch modules, along with Perl scripts, and the kinds of data that they process.

Invoice and Accounts Payable Integration

Obligations and customs entry costs can be approved for payment and entered into Oracle Retail Invoice Matching (ReIM). Invoice data can then be sent to the retailer's financial application for payment.

The following graphic describes RTM functionality and batch processing.



RTM Functionality and Batch Processing

Simplified RTM Configuration

Simplified RTM is a simplified version of Oracle Retail product suite targeted at mid-tier retailers. The Simplified Oracle Retail Merchandising Operations Management applications support basic retail processes needed by a mid-tier retailer. Advanced features are turned-off through system parameters, with the goal to reduce implementation complexity and enabling faster implementation and lower total cost of ownership.

The Simplified RTM Indicator is set in the `system_options` table during the installation of RMS. If the `system_option` parameter is enabled, then the following RTM functionality is not available in the application:

- Setting up RTM specific master data such as Freight Type, Freight Size and Standard Carrier Alpha Codes (SCAC)
- Letter of Credit functionality
- Transportation functionality
- Customs Entry functionality
- Obligation Maintenance
- Actual Landed Costs

If both the Simplified RTM indicator and the Import indicator are enabled, then some import related functionality is available in RMS. With this setup, the retailer has the option to setup the HTS data and use it in the purchase order process. The retailer can also choose Letter of Credit as a payment option in the Purchase Order header level, but all other related LC functionality is not available. It is assumed that the retailer is using some other external system for LC processing.

If the import indicator is not enabled then no RTM functionality is available in the application. See the RMS Installation Guide for additional information on setting the value of the `system_options` table.

Simplified RTM Batch Program Notes

When Simplified RTM is enabled (RTM Simplified Indicator is enabled) then the following batch programs need to be turned off from the integrated batch schedule.

- LCADNLD
- LCUPLD
- LCUP798
- LCMDNLD
- CEDNLD
- TRANUPLD

The following Perl scripts should also be turned off from the integrated batch schedule

- LCMT700
- LCMT707
- LCMT730
- LCMT798

When both the RTM simplified indicator and import indicator is enabled then the following batch program needs to be turned on in the integrated batch schedule.

- HTSUPLD

Country of Manufacture

The htsupld batch program is impacted if you are specifying a country of manufacture. Within RMS, retailers have the ability to specify a "country of origin" which is understood as the country from which the item is manufactured. This is set up at the item/supplier relationship level. RMS allows multiple countries of origin for a single item/supplier record. A primary country of origin is always specified and the system requires it. This specified primary country of origin is then used throughout the system in the replenishment, PO and Trade Management functionalities.

For some retailers, "country of origin" and "country of manufacture" can be an interchangeable concept if items are sourced and manufactured in the same country. For example, if retailer XYZ purchases from a US Supplier ABC, 1000 quantities of Item A which is also manufactured in the US.

However, in the case of an import PO process, the sourcing country is different from the country of manufacture. Both the country of origin and country of manufacture should be available to the users during the PO creation process. The information is used both internally, for communication and logistical tracking and externally, for the correct assignment of charges by the Customs.

In RMS, retailers have the flexibility to specify the country of origin where HTS and lead times will be tracked.

Harmonized Tariff Schedule (HTS) Assignment

The htsupld batch program is impacted by Harmonized Tariff Schedule (HTS) Assignment. In some countries, customs charges different duties, taxes, and fees based on the point of entry of goods, which requires the ability to set up the same HTS number with multiple rates. RMS and RTM allow for the set up of multiple rates for a single HTS number based on the point of entry of the goods.

Different countries require different taxes and fees reflected on a Customs Clearance Entry than the entries used in the United States. In the U.S., Harbor Maintenance Fee and Merchandise Process Fees are often found on the customs entry. However, these fees are not applicable, for example, in Mexico. RMS and RTM allow flexibility in the use of different fees on a Customs Clearance Entry.

Cost Component – Mass Maintenance

The htsupld batch program is impacted when using cost component – mass maintenance. Cost component rates and values change frequently (e.g. freight) and require updating of the Cost Component parameters in RMS. RMS allows the user to choose to update the component on the related entities when updating a cost component (expenses, upcharges and assessments), to allow an effective date to be specified with the rate change, and to automatically process the cost component changes to the related entities.

Batch Design Summary

The following batch designs are included in this functional area:

- CEDNLD.PC (Customs Entry Download)
- HTSUPLD.PC (Harmonized Tariff Schedule Upload)

Letter of Credit

- LCADNLD.PC (Letter of Credit Application Download)
- LCMDNLD.PC (Letter of Credit Amendment Download)
- LCMT700 Perl script (SWIFT File Conversion)
- LCMT707 (Converts Letter of Credit from Oracle Retail Format to SWIFT)
- LCMT730 Perl script (SWIFT File Conversion – Letter of Credit Information)
- LCMT798 Perl script (SWIFT File Conversion – Letter of Credit Changes and Drawdowns)
- LCUP798.PC (Letter of Credit Upload for S.W.I.F.T. Format 798)
- LCUPLD.PC (Letter of Credit Upload)
- TRANUPLD.PC (Transportation Upload)

cednld (Customs Entry Download)

Functional Area

Customs entry download

Module Affected

CEDNLD.PC

Design Overview

This program is used to download custom entry information from the RMS database to brokers. Each night, this program reads all custom entry (CE) transactions that are in a “S”ent status for a broker ID. These transactions are written to a flat file and the status is changed to “D”ownloaded. One process runs, and one flat file is written per broker.

Scheduling Constraints

Schedule Information	Description
Processing Cycle	PHASE 2 (daily)
Scheduling Considerations	This batch is not scheduled to run when the rtm_simplified_ind in SYSTEM_OPTIONS table is set to 'Y'.
Pre-Processing	N/A
Post-Processing	N/A
Threading Scheme	Single Threaded, however multiple processes can be run at the same time, each downloading customer entry information for a different broker.

Restart/Recovery

The Logical Unit of Work for the program is a single row from the CE_HEAD table. Restart/Recovery is used for init and commit.

Table based restart/recovery must be used. The commit_max_ctr field should be set to prevent excessive rollback space usage, and to reduce the overhead of file I/O. The recommended commit counter setting is 1000 records (subject to change based on implementation).

Locking Strategy

N/A

Security Considerations

N/A

Performance Considerations

N/A

Key Tables Affected

Table	Select	Insert	Update	Delete
CE_HEAD	Yes	No	Yes	No
CE_SHIPMENT	Yes	No	No	No
CE_ORD_ITEM	Yes	No	No	No
ORDHEAD	Yes	No	No	No
SUP_IMPORT_ATTR	Yes	No	No	No
TRANSPORTATION	Yes	No	No	No
CE_LIC_VISA	Yes	No	No	No
CE_CHARGES	Yes	No	No	No
MISSING_DOC	Yes	No	No	No

I/O Specification**Output File Layout**

The output filename is not fixed; the output filename is determined by a runtime parameter.

Record Name	Field Name	Field Type	Default Value	Description
File Header	File Type Descriptor	Char(5)	FHEAD	Identifies file record type
	File Line Identifier	Number(10)	Nine leading zeroes: 0000000001	ID of current line being processed by input file.
	File Type Definition	Char(4)	CEDN	Identifies file as 'Customs Entry download'

Record Name	Field Name	Field Type	Default Value	Description
	File Create Date	Date	Create date	Vdate in YYYYMMDDHH24MISS format.
CE_HEAD	File Type Descriptor	Char(5)	THEAD	Identifies file record type
	File Line Identifier	Number(10)	Incremented internally	ID of current line being processed by input file.
	CE ID	Number(10)	ce_head.ce_id	
	Entry No	Char (15)	ce_head.entry_no	
	Entry Date	Char(14)	ce_head.entry_date	YYYYMMDDHH24MISS format
	Entry Status	Char(6)	ce_head.entry_status	
	Entry Type	Char(6)	ce_head.entry_type	
	Entry Port	Char(5)	ce_head.entry_port	
	Summary Date	Char(14)	ce_head.summary_date	YYYYMMDDHH24MISS format
	Broker ID	Char(10)	ce_head.broker_id	
	Broker Ref. ID	Char(18)	ce_head.broker_ref_id	
	File Number	Char(18)	ce_head.file_no	
	Importer ID	Char(10)	ce_head.importer_id	
	Import Country	Char(3)	ce_head.import_country_id	
	Currency Code	Char(3)	ce_head.currency_code	
	Exchange Rate	Number(20,10)	ce_head.exchange_rate*1000000000 (with 10 implied decimal places)	
	Bond Number	Char(18)	ce_head.bond_no	
	Bond Type	Char(6)	ce_head.bond_type	
	Surety Code	Char(6)	ce_head.surety_code	
	Consignee ID	Char(10)	ce_head.consignee_id	

Record Name	Field Name	Field Type	Default Value	Description
	Live Indicator	Char(1)	ce_head.live_in d	
	Batch Number	Char(20)	ce_head.batch_n o	
	Entry Team	Char(3)	ce_head.entry_t eam	
	Liquidation Amount	Number(20,4)	ce_head.liquidat ion_amt*10000 (4 implied decimal places)	
	Liquidation Date	Date	ce_head.liquidat ion_date	YYYYMMDDHH24MISS format
	Reliquidation Amount	Number(20,4)	ce_head.reliquid ation_amt*10000 (4 implied decimal places)	
	Reliquidation Date	Date	ce_head.reliquid ation_date	YYYYMMDDHH24MISS format
	Merchandise Loc	Char(40)	ce_head.mercha ndise_loc	
	Location Code	Char(4)	ce_head.location _code	
CE_SHIPMENT	File Type Descriptor	Char(5)	TSHIP	Identifies file record type
	File Line Identifier	Number(10)	Incremented internally	ID of current line being processed by input file.
	Vessel ID	Char(20)	ce_shipment.ves sel_id	
	Voyage Flt ID	Char(10)	ce_shipment.vo yage_flt_id	
	Estimated Departure Date	Date	ce_shipment.esti mated_depart_d ate	YYYYMMDDHH24MISS format
	Vessel SCAC Code	Char(6)	ce_shipment.ves sel_scac_code	
	Lading Port	Char(5)	ce_shipment.lad ing_port	
	Discharge Port	Char(5)	ce_shipment.dis charge_port	
	Tran Mode ID	Char(6)	ce_shipment.tra n_mode_id	
	Export Date	Date	ce_shipment.ex port_date	YYYYMMDDHH24MISS

Record Name	Field Name	Field Type	Default Value	Description
	Import Date	Date	ce_shipment.import_date	YYYYMMDDHH24MISS
	Arrival Date	Date	ce_shipment.arrival_date	YYYYMMDDHH24MISS
	Export Country	Char(3)	ce_shipment.export_country_id	
	Shipment Number	Number(10)	ce_shipment.shipment_no	
CE_ORD_ITEM	File Type Descriptor	Char(5)	TORDI	Identifies file record type
	File Line Identifier	Number(10)	Incremented internally	ID of current line being processed by input file.
	Order Number	Number(8)	ce_ord_item.order_no	
	Item	Char (25)	ce_ord_item.item	
	BL AWB ID	Char(30)	ce_ord_item.bl_awb_id	'MULTI' – means multiple airway bills (otherwise a single airway bill is retrieved)
	Invoice ID	Char(30)	ce_ord_item.invoice_id	
	Invoice Date	Date	ce_ord_item.invoice_date	YYYYMMDDHH24MISS format
	Invoice Amount	Number(20,4)	ce_ord_item.invoice_amt*10000 (4 implied decimal places)	
	Currency Code	Char(3)	ce_ord_item.currency_code	
	Exchange Rate	Number(20,10)	ce_ord_item.exchange_rate*100000000 (10 implied decimal places)	
	Manifest Item Quantity	Number(12,4)	ce_ord_item.manifest_item_qty*10000 (4 implied decimal places)	
	Manifest Item Quantity UOM	Char(4)	ce_ord_item.manifest_item_qty_uom	
	Carton Quantity	Number (12,4)	ce_ord_item.carton_qty*10000 (4 implied decimal places)	

Record Name	Field Name	Field Type	Default Value	Description
	Carton Quantity UOM	Char(4)	ce_ord_item.cart on_qty_uom	
	Gross Weight	Number(12,4)	ce_ord_item.gro ss_wt*10000 (4 implied decimal places)	
	Gross Weight UOM	Char(4)	ce_ord_item.gro ss_wt_uom	
	Net Weight	Number(12,4)	ce_ord_item.net _wt*10000 (4 implied decimal places)	
	Net Weight UOM	Char(4)	ce_ord_item.net _wt_uom	
	Cubic	Number(12,4)	ce_ord_item.cub ic*10000 (4 implied decimal places)	
	Cubic UOM	Char(4)	ce_ord_item.cub ic_uom	
	Cleared Quantity	Number(12,4)	ce_ord_item.clea red_qty*10000 (4 implied decimal places)	
	Cleared Quantity UOM	Char(4)	ce_ord_item.clea red_qty_uom	
	In Transit Number	Char(15)	ce_ord_item.in_t ransit_no	
	In Transit Date	Date	ce_ord_item.in_t ransit_date	YYYYMMDDHH24MISS format
	Rush Indicator	Char(1)	ce_ord_item.rus h_ind	
	Related Indicator	Char(1)	ce_ord_item.rela ted_ind	
	Tariff Treatment	Char(10)	ce_ord_item.tari ff_treatment	
	Ruling Number	Char(10)	ce_ord_item.ruli ng_no	
	Do Number	Char(10)	ce_ord_item.do_ no	
	Do Date	Date	ce_ord_item.do_ date	YYYYMMDDHH24MISS format

Record Name	Field Name	Field Type	Default Value	Description
	Manufacture ID	Char(18)	sup_import_attr.mfg_id	
BL_AWB_ID	File Type Descriptor	Char(5)	TBLAW	Identifies file record type
	File Line Identifier	Number(10)	Incremented internally	ID of current line being processed by input file.
	BL AWB ID	Char(30)	Transportation.bl_awb_id	
CONTAINER	File Type Descriptor	Char(5)	TCONT	Identifies file record type
	File Line Identifier	Number(10)	Incremented internally	ID of current line being processed by input file.
	Container ID	Char(20)	Transportation.container_id	
	Container SCAC Code	Char(6)	Transportation.container_scac_code	
CE_LIC_VISA	File Type Descriptor	Char(5)	TLICV	Identifies file record type
	File Line Identifier	Number(10)	Incremented internally	ID of current line being processed by input file.
	License/Visa Type	Char(6)	ce_lic_visa.license_visa_type	
	License/Visa ID	Char(30)	ce_lic_visa.license_visa_id	
	License/Visa Quantity	Number(12,4)	ce_lic_visa.license_visa_qty*10000 (4 implied decimal places)	
	License/Visa Quantity UOM	Char(4)	ce_lic_visa.license_visa_qty_uom	
	Quota Category	Char (6)	ce_lic_visa.quota_category	
	Net Weight	Number(12,4)	ce_lic_visa.net_weight*10000 (4 implied decimal places)	
	Net Weight UOM	Char(4)	ce_lic_visa.net_weight_uom	
	Holder ID	Char(18)	ce_lic_visa.holder_id	
CE_CHARGES	File Type Descriptor	Char(5)	TCHRG	Identifies file record type

Record Name	Field Name	Field Type	Default Value	Description
	File Line Identifier	Number(10)	Incremented internally	ID of current line being processed by input file.
	Sequence Number	Number(6)	ce_charges.seq_no	
	Pack Item	char(25)	ce_charges.pack_item	
	HTS	Char(10)	ce_charges.hts	
	Effect From Date	Date	ce_charges.effec_t_from	YYYYMMDDHH24MISS format
	Effect To Date	Char(14)	ce_charges.effec_t_to	YYYYMMDDHH24MISS format
	Component ID	Date	ce_charges.com_p_id	
	Component Rate	Number(20,4)	ce_charges.com_p_rate*10000 (4 implied decimal places)	
	Per Count UOM	Char(3)	ce_charges.per_count_uom	
	Component Value	Number(20,4)	ce_charges.com_p_value * 10000 (4 implied decimal places)	
MISSING_DOC	File Type Descriptor	Char(5)	TMDOC	Identifies file record type
	File Line Identifier	Number(10)	Incremented internally	ID of current line being processed by input file.
	Doc_id	Number(6)	Missing_doc.doc_id	
	Received_date	Date	Missing_doc.rec_eived_date	YYYYMMDDHH24MISS format
File Trailer	File Type Descriptor	Char(5)	FTAIL	Identifies file record type
	File Line Identifier	Number(10)	Incremented internally	ID of current line being processed by input file.
	File Record Counter	Number(10)	Determined Internally	Number of records/transactions processed in current file (only records between head & tail)

htsupld (Harmonized Tariff Schedule Upload)

Functional Area

Trade Management batch

Module Affected

HTSUPLD.PC

Design Overview

The harmonized tariff schedule HTSUPLD.PC module processes a file containing the most recent United States Customs tariff schedule to RMS tables. The module uploads both the initial entry of the schedule and all the updates, as they become available.

A command line parameter is used to identify if the input file contains zone level rates or not. The TZONE record should exist only if zone level rates parameter is Y. The THEAD record will be used in both cases. When THEAD is processed, and tariff treatments reported in V3 are inserted into HTS_TARIFF_TREATMENT with zero rates. If the zone level rates parameter is 'N', we expect TDETL records exist, the tariff treatment rates on HTS_TARIFF_TREATMENT will be updated, if the parameter is 'Y', we expect only TZONE records will exist, the rates will be inserted into HTS_TARIFF_TREATMENT_ZONE leaving the HTS_TARIFF_TREATMENT rates as zero. When TZONE records exist, it is assumed that the C1 and C2 rates in THEAD are all zero. Zone level rates that apply to C1 and C2 appear in the TZONE records.

The fee/tax indicator in TZONE indicates if the fee/tax rates are a fee or a tax. A given TZONE record either contains tariff treatment rates, or fee/tax rates, not both.

Scheduling Constraints

Schedule Information	Description
Processing Cycle	Ad Hoc Interfaces
Scheduling Considerations	Run any time as needed When import_ind from SYSTEM_OPTIONS table is 'Y', then this batch program need to be turned on in integrated batch schedule.
Pre-Processing	Hts240_to_2400 (perl script to convert the original US government HTS file of 240-char lines to 2400-char lines) Ushts2rms (perl script to convert the HTS file of 2400- char lines to standard Oracle Retail file format) PREPOST.PC with HTSUPLD_PRE() function
Post-Processing	N/A
Threading Scheme	The number of threads will be based on the number of input files.

Restart/Recovery

Recommended commit counter is 2000. Input file names must end in a ".1" for the restart mechanism to properly parse the file name. Because there is only 1 input file to be uploaded, only 1 thread is used.

A reject file is used to hold records that have failed processing. The user can fix the rejected records and process the reject file again.

Locking Strategy

N/A

Security Considerations

N/A

Performance Considerations

N/A

Key Tables Affected

Table	Select	Insert	Update	Delete
HTS	Yes	Yes	Yes	Yes
HTS_TARIFF_TREATMENT	Yes	Yes	Yes	Yes
ITEM_HTS	Yes	Yes	Yes	Yes
MOD_ORDER_ITEM_HTS	No	Yes	No	No
HTS_OGA	No	Yes	Yes	Yes
ORDSKU_HTS	Yes	Yes	Yes	Yes
HTS_TT_EXCLUSIONS	No	Yes	Yes	Yes
HTS_TAX	No	Yes	Yes	Yes
HTS_FEE	No	Yes	Yes	Yes
CE_CHARGES	Yes	Yes	Yes	Yes
HTS_CHAPTER	Yes	Yes	No	No
QUOTA_CATEGORY	Yes	Yes	No	No
ITEM_HTS_ASSESS	No	Yes	Yes	Yes
HTS_AD	No	No	Yes	No
HTS_CVD	No	No	Yes	No
HTS_REFERENCE	No	No	Yes	No
ORDHEAD	Yes	No	Yes	No
ITEM_EXP_DETAIL	No	No	Yes	No
ORDLOC_EXP	No	No	Yes	No
ORDSKU_HTS_ASSESS	No	No	Yes	Yes
ORDSKU_TEMP	Yes	No	No	Yes
ORDLOC_TEMP	No	No	No	Yes
ALLOC_CHRG_TEMP	No	No	No	Yes
ALLOC_DETAIL_TEMP	No	No	No	Yes
ALLOC_HEADER_TEMP	No	No	No	Yes
ORDLOC_EXP_TEMP	No	No	No	Yes

Table	Select	Insert	Update	Delete
ORDSKU_HTS_ASSESS_TEMP	No	No	No	Yes
ORDSKU_HTS_TEMP	No	No	No	Yes
ORDLOC_DISCOUNT_TEMP	No	No	No	Yes
TIMELINE_TEMP	No	No	No	Yes
REQ_DOC_TEMP	No	No	No	Yes
WO_DETAIL_TEMP	No	No	No	Yes
WO_HEAD_TEMP	No	No	No	Yes
REPL_RESULTS_TEMP	No	No	No	Yes
HTS_TARIFF_TREATMENT_ZONE	Yes	Yes	Yes	Yes
HTS_TAX_ZONE	Yes	Yes	Yes	Yes
HTS_FEE_ZONE	Yes	Yes	Yes	Yes
HTS_IMPORT_COUNTRY_SETUP	Yes	No	No	No
OUTLOC	Yes	No	No	No

I/O Specification

Input File Layout

The input filename is not fixed; the input filename is determined by a runtime parameter. Records rejected by the import process are written to a reject file. The reject filename is not fixed; the reject filename is determined by a runtime parameter.

Record Name	Field Name	Field Type	Default Value	Description
FHEAD	Record Descriptor	Char(5)	FHEAD	Describes file line type
	Line number	Number(10)	0000000001	Sequential file line number
	Retek file ID	Char(5)	HTSUP	Describes file type
THEAD	Record Descriptor	Char(5)	THEAD	Describes file line type
	Line number	Number(10)		Sequential file line number
	Transaction id	Number(14)		Unique transaction id
	HTS Line	Char(403)		V1 through V4 records from the customs HTS file concatenated together
TDETL	Record Descriptor	Char(5)	TDETL	Describes file line type
	Line number	Number(10)		Sequential file line number
	Transaction id	Number(10)		Unique transaction id

Record Name	Field Name	Field Type	Default Value	Description
	Tax/fee line	Char(95)		V5 through VC records from the customs HTS file, each on a separate TDETL line
TZONE	Record Descriptor	Char(5)	TZONE	Describes file line type
	Line number	Number(10)		Sequential file line number
	Transaction id	Number(10)		Unique transaction id
	Tax/fee line	Char(100)		CZ records from the customs HTS file, each on a separate TZONE line
TTAIL	Record Descriptor	Char(5)	TTAIL	Describes file line type
	Line number	Number(10)		Sequential file line number
	Detail lines	Number(6)		Number of lines between THEAD and TTAIL
FTAIL	Record Descriptor	Char(5)	FTAIL	Describes file line type
	Line number	Number(10)		Sequential file line number
	Transaction Lines	Number(10)		Number of lines between FHEAD and FTAIL

Record Name	Field Name	Field Type	Default Value	Description
V1	a Control identifier	Char(1)	V	Identifies start of record
	b Record type	Char(1)	1	Identifies record type
	c Tariff number	Number(25)		A code located in the <i>Harmonized Tariff Schedule of the United States Annotated</i> (HTS) representing the tariff number. If this number is less than 10 positions, it is left justified
	d Transaction code	Char(1)	A, D, R	A code representing the type of transaction. Valid Transaction Codes are: A = Add D = Delete R = Replace

Record Name	Field Name	Field Type	Default Value	Description
e	Begin effective date	char(6)		A numeric date in MMDDYY (month, day, year) format representing the record begin effective date. This date indicates when the record becomes effective.
f	End effective date	char(6)		A numeric date in MMDDYY (month, day, year) format representing the record end effective date. This date indicates the last date the record is effective.
g	number of reporting units	number(1)	0,1,or 2 or 3	The number of reporting units required by the Bureau of the Census. In a few instances, units not required by Census may be required to compute duty. In these cases, the Census reporting units are always first, followed by any additional units required to compute the duty.
h	1 st reporting unit of measure	char(4)		A code representing the first unit of measure. If the reporting unit is X, no unit of measure is required except for certain tariff numbers in Chapter 99. Valid unit of measure codes are listed in Appendix C.
I	2 nd reporting unit of measure	char(4)		A code representing the second unit of measure. Valid unit of measure codes are listed in Appendix C.
j	3 rd reporting unit of measure	char(4)		A code representing the third unit of measure. Valid unit of measure codes are listed in Appendix C.
k	duty computation code	char(1)		A code indicating the formula to be used to compute the duty. Valid Duty Computation Codes are listed in Appendix F.
l	commodity description	char(30)		A condensed version of the commodity description that appears in the HTS.
m	column 1 specific rate of duty	Number(12)		The rate of duty that appears in the General column of the HTS. Eight decimal places are implied. Will contain a zero rate when clearing zone level rates are used.
n	base rate indicator	char(1)	'B' or blank	A code indicating if the rate contains a base rate. If the base rate indicator is B, the duty rate is a base rate; otherwise, space fill. Not Used in RMS.
o	space fill	char(1)	blank	Space fill. Not used in RMS.
V2	a Control identifier	char(1)	V	Identifies start of record
b	Record type	char(1)	2	Identifies record type

Record Name	Field Name	Field Type	Default Value	Description
c	tariff number	Number (25)		A code located in the <i>Harmonized Tariff Schedule of the United States Annotated</i> (HTS) representing the tariff number. If this number is less than 10 positions, it is left justified. This number is the same as that in Record Identifier V1.
d	general column 1 ad valorem percentage	Number (12)		The ad valorem rate of duty that appears in the General column of the HTS. Eight decimal places are implied. Will contain a zero rate when clearing zone level rates are used
e	column 1 other	Number (12)		The rate of duty that appears in the General column of the HTS that is not an ad valorem rate. Eight decimal places are implied. Will contain a zero rate when clearing zone level rates are used
f	Column 2 specific rate	Num(12)		The specific rate of duty that appears in Column 2 of the HTS. Eight decimal places are implied. Will contain a zero rate when clearing zone level rates are used
g	Column 2 ad valorem percentage	Num(12)		The ad valorem rate of duty that appears in Column 2 of the HTS. Eight decimal places are implied. Will contain a zero rate when clearing zone level rates are used
h	Column 2 other rate	Num(12)		The rate of duty that appears in Column 2 of the HTS that is not an ad valorem rate or a specific rate. Eight decimal places are implied. Will contain a zero rate when clearing zone level rates are used
i	countervailing duty flag	char(1)	blank or 1	A code of 1 indicating the tariff number is subject to countervailing duty; otherwise, space fill.
j	additional tariff indicator	char(1)	blank or 'R'	A code indicating if an additional tariff number may be required with this tariff number. Refer to the <i>Harmonized Tariff Schedule of the United States Annotated</i> (HTS) for more specific information on which HTS numbers require additional HTS numbers to be reported. This indicator is R when an additional tariff number may be required; otherwise, space fill.
k	Miscellaneous Permit/License Indicator	char(2)		A code indicating if a tariff number may be subject to a miscellaneous permit/license number.
l	space fill	char(4)	blanks	Not used in RMS.

Record Name	Field Name	Field Type	Default Value	Description	
V3	a	Control identifier	char(1)	V	identifies start of record
	b	Record type	char(1)	3	identifies record type
	c	tariff number	Number(25)		A code located in the <i>Harmonized Tariff Schedule of the United States Annotated</i> (HTS) representing the tariff number. If this number is less than 10 positions, it is left justified. This number is the same as the number in Record Identifier V1.
	d	GSP excluded countries	char(20)		The International Organization for Standardization (ISO) country code that indicates countries not eligible for preferential treatment under GSP. Upto ten 2-position country codes can be reported. If countries are excluded from GSP, the Special Programs Indicator (SPI) Code contained in this record (positions 53-64) is A*. Valid ISO country codes are listed in Appendix B.
	e	OGA codes	char(15)		Codes that indicate special requirements by other Federal Government agencies must or may apply. Upto five 3-position OGA codes can be provided.
	f	anti-dumping flag	char(1)	1 or blank	A code of 1 indicating the tariff number is subject to an antidumping duty; otherwise, space fill.
	g	quota indicator	char(1)	1 or blank	A code of 1 indicating the tariff number may be subject to quota. If the tariff number is not subject to quota, space fill.
	h	category number	char(6)		A code located in the HTS indicating the textile category assigned to the tariff number. If there is no textile category number, space fill.
	I	special program indicators	char(28)		A code indicating if a tariff number is subject to a special program. Up to fourteen 2-position codes can be reported. Left justify. The SPI codes are not reported in any particular sequence. If more than fourteen 2-position codes are required, they are reported on the VD record.
	NEWLINE			\n	
V4	a	Control identifier	char(1)	V	identifies start of record. Entire V4 record not used in RMS.
	b	Record type	char(1)	4	identifies record type

Record Name	Field Name	Field Type	Default Value	Description
c	tariff number	Number (25)		A code located in the <i>Harmonized Tariff Schedule of the United States Annotated</i> (HTS) representing the tariff number. If this number is less than 10 positions, it is left justified. This number is the same as the number reported in Record Identifier V1.
d	value edit code	char(3)		A code representing the value edit.
e	value low bounds	Number (10)		A value representing the minimum value edit. Five decimal places are implied. If this record contains date edits (positions 36-53), space fill.
f	value high bounds	Number (10)		A value representing the maximum value edit. Five decimal places are implied. If this record contains date edits (positions 36-53), space fill.
g	entry date restriction	Number (1)	0,1, or 2	A code representing the first entry date restriction code.
h	beginning restriction date	char(4)		A numeric date in MMDD (month and day) format representing the first begin restriction date used in the edit. If this record contains a value edit (positions 13-35), space fill.
I	end restriction date	char(4)		A numeric date in MMDD (month and day) format representing the first end restriction date used in the edit. If this record contains a value edit (positions 13-35), space fill.
j	entry date restriction 2	number(1)	0,1, or 2	A code representing the second entry date restriction code.
k	beginning restriction date 2	char(4)		A numeric date in MMDD (month and day) format representing the second begin restriction date used in the edit. If this record contains a value edit (positions 13-35), space fill.
l	end restriction date 2	char(4)		A code located in the <i>Harmonized Tariff Schedule of the United States Annotated</i> (HTS) representing the tariff number. If this number is less than 10 positions, it is left justified. This number is the same as the number reported in Record Identifier V1.
m	country of origin	char(2)		A code representing the value edit.
n	space filler	char(2)	blanks	A value representing the minimum value edit. Five decimal places are implied. If this record contains date edits (positions 36-53), space fill.

Record Name	Field Name	Field Type	Default Value	Description
o	quantity edit code	char(3)		A value representing the maximum value edit. Five decimal places are implied. If this record contains date edits (positions 36-53), space fill.
p	low quantity	Number (10)		A code representing the first entry date restriction code.
q	high quantity	Number (10)		A numeric date in MMDD (month and day) format representing the first begin restriction date used in the edit. If this record contains a value edit (positions 13-35), space fill.
V5	a Control identifier	char(1)	V	Identifies start of record
b	Record type	char(1)	5,6,7,8,9,A,B,C	Identifies record type
c	tariff number	Number (25)		A code located in the <i>Harmonized Tariff Schedule of the United States Annotated</i> (HTS) representing the tariff number. If this number contains less than 10 positions, it is left justified. This number is the same as the number reported in Record Identifier V1.
d	Special Program Indicator (tariff_treatment)	char(2)		A code indicating if a tariff number is subject to a special program. <i>E</i> followed by a space (Caribbean Basin Initiative), and <i>J</i> followed by a space (Andian Trade Preference Act), and <i>R</i> followed by a space (Caribbean Trade Partnership Act), are also valid codes for special rates. Countries eligible for <i>E</i> and <i>J</i> are indicated in the ACS country code file and the <i>Harmonized Tariff Schedule of the United States - Annotated</i> (HTS).
e	specific rate	Number (12)		The specific rate of duty listed in the Special column of the HTS. Eight decimal places are implied.
f	ad valorem rate	Number (12)		The ad valorem rate of duty listed in the Special column of the HTS. Eight decimal places are implied.
g	Other rate	Number (12)		The rate of duty listed in the Special column of the HTS that is not a specific or ad valorem rate. Eight decimal places are implied.
h	tax/fee class code	char(3)		A code representing the tax/fee class. Valid tax/fee class codes are listed in Appendix B.
I	tax/fee comp code	char(1)		A code indicating the first tax/fee computation formula. Computation formulas are presented in Appendix F.

Record Name	Field Name	Field Type	Default Value	Description	
j	tax/fee flag	number(1)		A code indicating a tax/fee is required. Valid Tax/Fee Flag Codes are: 1 = Tax/fee required 2 = Tax/fee may be required. Not used in RMS.	
k	tax/fee specific rate	Number (12)	blank if no value	The specific rate of duty required to compute taxes and/or fees. Eight decimal places are implied.	
l	tax/fee ad valorem	Number (12)	blank if no value	The ad valorem rate of duty required to compute taxes and/or fees. Eight decimal places are implied.	
m	space fill	char(1)	blank	Space fill.	
Note: V6 through VC records have the same fields as the V5 record.					
VD	a	Control identifier	char(1)	V	identifies start of record
	b	Record type	char(1)	D	identifies record type
	c	tariff number	Number (25)		unique tariff number
	d	Special Program Indicator (SPI) Code	char(32)		A code indicating if a tariff number is subject to a special program. Up to sixteen additional 2-position codes can be reported. Left justify. The SPI codes are not reported in any particular sequence
	e	Filler	char(36)		Space fill.
		NEWLINE		\n	
CZ	a	Control identifier	char(1)	C	Identifies start of clearing zone record
	b	Record type	char(1)	Z	Identifies record type
	c	tariff number	char (25)		A code located in the <i>Harmonized Tariff Schedule of the United States Annotated</i> (HTS) representing the tariff number. If this number contains less than 25 positions, it is left justified. This number is the same as the number reported in Record Identifier V1.

Record Name	Field Name	Field Type	Default Value	Description
d	clearing zone	char(5)		The clearing zone for which the tariff treatment specific, ad valorem, and other rates, or the fees and taxes, apply. This is only used for countries of import that have rates varying by clearing zone. It is assumed the rates on the hts_tariff_treatment, hts_fee, and hts_tax tables will be zero and the below rates will be inserted into the hts_tariff_treatment_zone, hts_fee_zone, and hts_tax_zone tables.
e	Special Program Indicator Code (tariff_treatment)	char(2)		A code indicating if a tariff number is subject to a special program. This code will match one of the codes reported in Record Identifier V3. This could be blank if the CZ record is for a Tax or Fee.
f	specific rate	Number (12)		The specific rate of duty listed in the Special column of the HTS. Eight decimal places are implied. This value will be inserted into the HTS_TARIFF_TREATMENT_ZONE table. This could be blank if the CZ record is for a Tax or Fee.
g	ad valorem rate	Number (12)		The ad valorem rate of duty listed in the Special column of the HTS. Eight decimal places are implied. This value will be inserted into the HTS_TARIFF_TREATMENT_ZONE table. This could be blank if the CZ record is for a Tax or Fee.
h	Other rate	Number (12)		The rate of duty listed in the Special column of the HTS that is not a specific or ad valorem rate. Eight decimal places are implied. This value will be inserted into the HTS_TARIFF_TREATMENT_ZONE table. This could be blank if the CZ record is for a Tax or Fee.
I	tax/fee indicator	char(1)	T, F, blank if no value	Indicates if the below data is related to HTS Tax (T) or HTS Fee (F).
j	tax/fee class code	char(3)	blank if no value	A code representing the tax/fee type. There will be no validation on the tax/fee type, as long as it's 3 characters it can be any value.
k	tax/fee comp code	char(1)		A code indicating the first tax/fee computation formula. Computation formulas are presented in Appendix F.

Record Name	Field Name	Field Type	Default Value	Description
l	tax/fee specific rate	Number (12)	blank if no value	The specific rate of duty required to compute taxes and/or fees. Eight decimal places are implied. This value will be inserted into the HTS_TAX_ZONE or HTS_FEE_ZONE depending on the tax/fee indicator.
m	tax/fee ad valorem	Number (12)	blank if no value	The ad valorem rate of duty required to compute taxes and/or fees. Eight decimal places are implied. This value will be inserted into the HTS_TAX_ZONE or HTS_FEE_ZONE depending on the tax/fee indicator.
n	space fill	char(1)	blank	Space fill.

Note: The CZ record identifier can be repeated as needed to support all data related to the clearing zones for the import country

lcadnld (Letter of Credit Application Download)

Functional Area

Retail Trade Management - Letter of Credit

Module Affected

LCADNLD.PC

Design Overview

The LCADNLD program is used to process letter of credit (LC) applications, in order to be sent to the bank. Processing is based on the letter of credits flagged during the day by the LC applications action on the LC Find form, which is written to the staging table LC_DOWNLOAD.

Scheduling Constraints

Schedule Information	Description
Processing Cycle	Phase 4 (daily)
Scheduling Considerations	Run lcadnld before the LCMT700 Perl script. This batch is not scheduled to run when the rtm_simplified_ind in SYSTEM_OPTIONS table is set to 'Y'.
Pre-processing	N/A
Post-Processing	LCMT700 Perl script
Threading Scheme	No threading due to low volume.

Restart/Recovery

Restart/recovery for this program is set up at the lc_ref_id level. The recommended commit counter setting is 10000 records (subject to change based on experimentation).

Locking Strategy

N/A

Security Considerations

N/A

Performance Considerations

N/A

Key Tables Affected

Table	Select	Insert	Update	Delete
LC_HEAD	Yes	No	Yes	No
LC_DETAIL	Yes	No	No	No
LC_DOWNLOAD	Yes	No	No	Yes
OUTLOC	Yes	No	No	No
ADDR	Yes	No	No	No
SUP_IMPORT_ATTR	Yes	No	No	No
SUPS	Yes	No	No	No
PARTNER	Yes	No	No	No
ITEM_MASTER	Yes	No	No	No
DOC	Yes	No	No	No
REQ_DOC	Yes	No	No	No

I/O Specification**Output File Layout**

The output filename is not fixed; the output filename is determined by a runtime parameter.

Record Name	Field Name	Field Type	Default Value	Description
File Header	File Type Record Descriptor	Char(5)	FHEAD	Identifies file record type
	File Line Identifier	Number(10)	line number in file	ID of current line being created for output file.
	File Type Definition	Char(4)	LCAP	Identifies file as 'Letter of Credit Application'
	File Create Date	Char(14)	create date	Current date, formatted to 'YYYYMMDDHH24MISS'

Record Name	Field Name	Field Type	Default Value	Description
File Detail	File Type Record Descriptor	Char(5)	THEAD	Identifies file record type
	File Line Sequence Number	Number(10)	line number in file	ID of current line being created for output file.
	Transaction Set Control Number	Number(10)	sequence number	Used to force unique file check
	Issuing Bank	Char(10)	lc_head.issuing_bank	Used to sort the LCs into individualized bank SWIFT formatted files (using another program) – bank where LC application is headed.
	Issuing Bank Name	Char(240)	partner.partner_desc	The description from the partner table where partner_id = issuing_bank and partner_type = 'BK'.
	Issuing Bank Address 1	Char(240)	addr.add_1	Mandatory line of address.
	Issuing Bank Address 2	Char(240)	addr.add_2	Non-mandatory line of address (can be null).
	Issuing Bank Address 3	Char(240)	addr.add_3	Non-mandatory line of address (can be null).
	Issuing Bank City	Char(120)	addr.city	City bank located in
	Issuing Bank State	Char(3)	addr.state	State, if applicable, where bank located in.
	Issuing Bank Post Code	Char(30)	addr.post	Post code, if applicable, where bank located in.
	Issuing Bank Country	Char(3)	addr.country_id	Country bank located in.
	Advising Bank	Char(10)	lc_head.advising_bank	Used to sort the LCs into individualized bank SWIFT formatted files (using another program) – bank where LC application is headed.
	Advising Bank Name	Char(240)	Partner.partner_desc	The description from the partner table where partner_id = advising_bank and partner_type = 'BK'.
	Advising Bank Address 1	Char(240)	Addr.add_1	Mandatory line of address.

Record Name	Field Name	Field Type	Default Value	Description
	Advising Bank Address 2	Char(240)	Addr.add_2	Non-mandatory line of address (can be null).
	Advising Bank Address 3	Char(240)	Addr.add_3	Non-mandatory line of address (can be null).
	Advising Bank City	Char(120)	Addr.city	City bank located in
	Advising Bank State	Char(3)	Addr.state	State, if applicable, where bank located in.
	Advising Bank Post Code	Char(30)	Addr.post	Post code, if applicable, where bank located in.
	Advising Bank Country	Char(3)	Addr.country_id	Country bank located in.
	Letter of Credit	Number(8)	lc_head.lc_ref_id	The LC_REF_ID off the LC_HEAD table.
	Form Type	Char(6)	lc_head.form_type	The level of detail that the LC sends to the issuing bank.
	Form Type Description	Char(40)	code_detail.code_desc	Describes the form type: Long or Short.
	Letter of Credit Type	Char(6)	lc_head.lc_type	The type of LC that is being applied for.
	Letter of Credit Type Description	Char(40)	code_detail.code_desc	Describes the LC type: Master, Normal, Revolving.
	Form of Letter of Credit – I	Char(1)	sup_import_attr.revocable_ind	The REVOCABLE_IND from the SUP_IMPORT_ATTR table.
	Form of Letter of Credit – II	Char(1)	lc_head.transferable_ind	Indicates if LC transferable.
	Application Date	Char(14)	lc_head.application_date	Date the LC is created within RTM/RMS, formatted to 'YYYYMMDD HH24MISS'.
	Expiration Date	Char(14)	lc_head.expiration_date	The date the LC expires, formatted to 'YYYYMMDD HH24MISS'.
	Place of Expiry	Char(6)	lc_head.place_of_expiry	Code for the place the LC expires.
	Place of Expiry Description	Char(40)	desc is retrieved through a decode	The description of the place the LC expires.
	Applicant	Char(10)	lc_head.applicant	Party on whose behalf the LC is being issued.

Record Name	Field Name	Field Type	Default Value	Description
	Applicant Name	Char(240)	partner.part ner_desc	The description from the partner table where partner_id = applicant and partner_type = 'AP'.
	Applicant Address 1	Char(240)	addr.add_1	Mandatory line of address.
	Applicant Address 2	Char(240)	addr.add_2	Non-mandatory line of address (can be null).
	Applicant Address 3	Char(240)	addr.add_3	Non-mandatory line of address (can be null).
	Applicant City	Char(120)	addr.city	City applicant located in
	Applicant State	Char(3)	addr.state	State, if applicable, where applicant located in.
	Applicant Post Code	Char(10)	addr.post	Post code, if applicable, where applicant located in.
	Applicant Country	Char(3)	addr.countr y_id	Country applicant located in.
	Beneficiary	Number(10)	lc.head.bene ficiary	Party in favor of which the LC is being issued.
	Beneficiary Name	Char(240)	sup.s.sup_na me	Beneficiary (supplier) name from the SUPS table,.
	Beneficiary Address 1	Char(240)	addr.add_1	Mandatory line of address.
	Beneficiary Address 2	Char(240)	addr.add_2	Non-mandatory line of address (can be null).
	Beneficiary Address 3	Char(240)	addr.add_3	Non-mandatory line of address (can be null).
	Beneficiary City	Char(120)	addr.city	City beneficiary located in
	Beneficiary State	Char(3)	addr.state	State, if applicable, where beneficiary located in.
	Beneficiary Post Code	Char(30)	addr.post	Post code, if applicable, where beneficiary located in.
	Beneficiary Country	Char(3)	addr.countr y_id	Country beneficiary located in.
	Currency Code	Char(3)	lc_head.curr ency_code	The country of origin for the orders on the LC.
	Exchange Rate	Number (20,10)	lc_head.exch ange_rate	Exchange_rate to convert LC currency to RMS currency.
	Origin Country ID	Char(3)	lc_head.origi n_country_i d	Origin country of the orders associated with the LC.

Record Name	Field Name	Field Type	Default Value	Description
	Presentation Terms	Char(6)	lc_head.presentation_terms	Code for the terms of presentation.
	Presentation Terms Description	Char(40)	desc is retrieved through a decode	Description of the terms of presentation.
	Purchase Type	Char(6)	lc_head.purchase_type	Code for the purchase type.
	Purchase Type Description	Char(40)	desc is retrieved through a decode	Description of the purchase type.
	Advice Method	Char(6)	lc_head.advice_method	Code for the advice method.
	Advice Method Description	Char(40)	desc is retrieved through a decode	Description of the advice method (eg. Full Wire, Mail, etc).
	Issuance	Char(6)	lc_head.issuance	Code for the issuance.
	Issuance Description	Char(40)	desc is retrieved through a decode	Description of the issuance (eg. Cable, Telex, etc).
	Amount Type	Char(6)	lc_head.amount_type	If 'E'xact, then amount must be exact, if 'A'pproximate then amount can be within variance percent.
	Amount Type Description	Char(40)	desc is retrieved through a decode	Description of amount_type
	Amount	Number (20,4)	lc_head.amount	The total amt of the Letter of Credit
	Variance Percent	Number (12,4)	lc_head.variance_pct	Allowed currency variance percent for the LC
	Specification	Char(6)	lc_head.specification	Code for any condition for the credit, e.g. "maximum", etc.
	Specification Description	Char(40)	desc is retrieved through a decode	Description of condition for the credit, e.g. "maximum", etc.
	Credit Available With	Char(10)	lc_head.credit_available_with	Code for bank with which credit is available.

Record Name	Field Name	Field Type	Default Value	Description
	Credit With Bank Name	Char(40)	partner.partner_desc	The description from the partner table where partner_id = credit_avail_with and partner_type = 'BK'.
	Credit With Address 1	Char(240)	addr.add_1	Mandatory line of address.
	Credit With Address 2	Char(240)	addr.add_2	Non-mandatory line of address (can be null).
	Credit With Address 3	Char(240)	addr.add_3	Non-mandatory line of address (can be null).
	Credit With City	Char(120)	addr.city	City creditor located in
	Credit With State	Char(3)	addr.state	State, if applicable, where creditor located in.
	Credit With Post Code	Char(30)	addr.post	Post code, if applicable, where creditor located in.
	Credit With Country	Char(3)	addr.country_id	Country creditor located in.
	Drafts At	Char(6)	lc_head.drafts_at	Specifies the terms of the drafts to be drawn under the LC.
	Drafts At Description	Char(40)	desc is retrieved through a decode	Description of the terms of the drafts to be drawn under the LC.
	Drawee	Char(10)	lc_head.paying_bank	Identifies drawee of drafts to be drawn under LC (paying bank)
	Drawee Name	Char(240)	partner.partner_desc	The description from the partner table where partner_id = paying_bank and partner_type = 'BK'.
	Drawee Address 1	Char(240)	addr.add_1	Mandatory line of address.
	Drawee Address 2	Char(240)	addr.add_2	Non-mandatory line of address (can be null).
	Drawee Address 3	Char(240)	addr.add_3	Non-mandatory line of address (can be null).
	Drawee City	Char(120)	addr.city	City bank located in
	Drawee State	Char(3)	addr.state	State, if applicable, where bank located in.
	Drawee Post Code	Char(30)	addr.post	Post code, if applicable, where bank located in.

Record Name	Field Name	Field Type	Default Value	Description
	Drawee Country	Char(3)	addr.country_id	Country bank located in.
	Negotiating Bank	Char(10)	lc_head.negotiating_bank	Identifies the negotiating bank.
	Negotiating Bank Name	Char(240)	partner.partner_desc	The description from the partner table where partner_id = negotiating_bank and partner_type = 'BK'.
	Negotiating Bank Address 1	Char(240)	addr.add_1	Mandatory line of address.
	Negotiating Bank Address 2	Char(240)	addr.add_2	Non-mandatory line of address (can be null).
	Negotiating Bank Address 3	Char(240)	addr.add_3	Non-mandatory line of address (can be null).
	Negotiating Bank City	Char(120)	addr.city	City bank located in
	Negotiating Bank State	Char(3)	addr.state	State, if applicable, where bank located in.
	Negotiating Bank Post Code	Char(30)	addr.post	Post code, if applicable, where bank located in.
	Negotiating Bank Country	Char(3)	addr.country_id	Country bank located in.
	Confirming Bank	Char(10)	lc_head.confirming_bank	Identifies the confirming bank.
	Confirming Bank Name	Char(240)	partner.partner_desc	The description from the partner table where partner_id = confirming_bank and partner_type = 'BK'.
	Confirming Bank Address 1	Char(240)	addr.add_1	Mandatory line of address.
	Confirming Bank Address 2	Char(240)	addr.add_2	Non-mandatory line of address (can be null).
	Confirming Bank Address 3	Char(240)	addr.add_3	Non-mandatory line of address (can be null).
	Confirming Bank City	Char(120)	addr.city	City bank located in

Record Name	Field Name	Field Type	Default Value	Description
	Confirming Bank State	Char(3)	addr.state	State, if applicable, where bank located in.
	Confirming Bank Post Code	Char(30)	addr.post	Post code, if applicable, where bank located in.
	Confirming Bank Country	Char(3)	addr.country_id	Country bank located in.
	Transferring Bank	Char(10)	lc_head.transferring_bank	Identifies the transferring bank.
	Transferring Bank Name	Char(240)	partner.partner_desc	The description from the partner table where partner_id = transferring_bank and partner_type = 'BK'.
	Transferring Bank Address 1	Char(240)	addr.add_1	Mandatory line of address.
	Transferring Bank Address 2	Char(240)	addr.add_2	Non-mandatory line of address (can be null).
	Transferring Bank Address 3	Char(240)	addr.add_3	Non-mandatory line of address (can be null).
	Transferring Bank City	Char(120)	addr.city	City bank located in
	Transferring Bank State	Char(3)	addr.state	State, if applicable, where bank located in.
	Transferring Bank Post Code	Char(30)	addr.post	Post code, if applicable, where bank located in.
	Transferring Bank Country	Char(3)	addr.country_id	Country bank located in.
	Partial Shipment Indicator	Char(1)	lc_head.partial_ship_ind	Indicates whether goods covered by LC can be partially shipped or not.
	Transshipment Indicator	Char(1)	lc_head.transshipment_ind	Indicates whether goods can be transferred to another vessel midway through the voyage.
	Fob Title Pass	Char(6)	lc_head.fob_title_pass	Indicates where the title for goods is passed from the vendor to the purchaser.
	Fob Title Pass Decode	Char(40)	desc is retrieved through a decode	Decode of where the title for goods is passed from the vendor to the purchaser.

Record Name	Field Name	Field Type	Default Value	Description
	Fob Title Pass Description	Char(250)	lc_head.ob_title_pass_desc	Describes the FOB_TITLE_PASS – could be city name etc.
	Transportation to	Char(5)	lc_head.transportation_to	Transportation to location
	transportation to description	Char(150)	outloc.outloc_desc	Description of transportation to location
	With Recourse Indicator	Char(1)	lc_head.with_recourse_ind	Indicates conditional payment on the part of the bank as instructed by the buyer.
	Latest Shipment Date	Char(14)	lc_head.latest_ship_date	Latest ship date for all Pos included in the LC, formatted to 'YYYYMMDD HH24MISS'
	Earliest Shipment Date	Char(14)	lc_head.earliest_ship_date	Earliest ship date for all Pos included in the LC, formatted to 'YYYYMMDD HH24MISS'
	Letter of Credit Negotiation Days	Number(3) replaces x in the string "DOCUMENTS TO BE PRESENTED WITHIN x DAYS AFTER ISSUANCE OF THE SHIPPING DOCUMENTS BUT WITHIN THE VALIDITY OF THIS CREDIT"	lc.head.lc_neg_days	The number of days to negotiate documents
	Bank's LC reference id	Number(8)	lc_head.bank_lc_id	Bank's LC ref id
	File Type Record Descriptor	Char(5)	THDCM	Identifies file record type
	File Line Sequence Number	Number(10)	line number in file	ID of current line being created for output file
	Transaction Set Control Number	Number(10)	sequence number	Used to force unique file check

Record Name	Field Name	Field Type	Default Value	Description
	Header Level Comments	Char(2000)	lc_head.comments	Holds any comments that the user has added to the Letter of Credit.
	File Type Record Descriptor	Char(5)	TDOCS	Identifies file record type
	File Line Sequence Number	Number(10)	line number in file	ID of current line being created for output file
	Transaction Set Control Number	Number(10)	sequence number	Used to force unique file check
	Swift Tag	Char(6)	doc.swift_tag	Identifies individual document types that can be associated with an LC.
	Document ID	Number(6)	req_doc.doc_id	Uniquely identifies the individual documents associated with an LC.
	Body Text	Char(2000)	req_doc.doc_text	Documents associated with a given LC. Description of Goods and Services OR Documents Required OR Additional Conditions OR Narrative
	File Type Record Descriptor	Char(5)	TDETL	Identifies file record type
	File Line Sequence Number	Number(10)	line number in file	ID of current line being created for output file
	Transaction Set Control Number	Number(10)	sequence number	Used to force unique file check
	Order Number	Number(8)	lc_detail.order_no	PO associated with the LC.
	Item	Char(25)	lc_detail.item	Item on the PO – item is rolled up to the item_level of 1, if possible.
	Cost	Number (20,4)	lc_detail.cost	If form_type = 'S'hort then cost is the total cost of the order; if the form_type = 'L'ong then the cost is the unit cost of the item.
	Quantity	Number (12,4)	lc_detail.qty	Total qty of the item for the order on the LC.

Record Name	Field Name	Field Type	Default Value	Description
	Standard UOM	Char(4)	Item_master.standard_uom	Standard unit of measure of the quantity of the item for the order on the LC.
	Earliest Ship Date	Char(14)	lc_detail.earliest_ship_date	The earliest date an order on the LC can be shipped, formatted to 'YYYYMMDDHH24MISS'
	Latest Ship Date	Char(14)	lc_detail.latest_ship_date	The latest date an order on the LC can be shipped, formatted to 'YYYYMMDDHH24MISS'
	item description	Char(250)	Item_master.desc_up	Item's description
	File Type Record Descriptor	Char(5)	TMERC	Identifies file record type
	File Line Sequence Number	Number(10)	line number in file	ID of current line being created for output file
	Transaction Set Control Number	Number(10)	sequence number	Used to force unique file check
	Merchandise Description	Char(2000)	lc_detail.merch_desc	Contains the merchandise description of the field.
	File Type Record Descriptor	Char(5)	TDTCM	Identifies file record type
	File Line Sequence Number	Number(10)	line number in file	ID of current line being created for output file
	Transaction Set Control Number	Number(10)	sequence number	Used to force unique file check
	Detail Level Comments	Char(2000)	lc_detail.comments	Holds any comments that the user has added to the Letter of Credit detail record.
File Trailer	File Type Record Descriptor	Char(5)	TTAIL	Identifies file record type
	File Line Sequence Number	Number(10)	line number in file	ID of current line being created for output file
	Transaction Set Control Number	Number(10)	sequence number	Used to force unique file check

Record Name	Field Name	Field Type	Default Value	Description
	Transaction detail line count	Number(10)	ID of current line being created for output file	Sum of the detail lines within a transaction
File Trailer	File Type Record Descriptor	Char(5)	FTAIL	Identifies file record type
	File Line Identifier	Number(10)	Sequential number Created by program.	ID of current line being created for output file.
	File Record Counter	Number(10)		Number of records/transactions processed in current file (only records between head & tail)

lcmdnld (Letter of Credit Amendment Download)

Functional Area

Retail Trade Management - Letter of Credit

Module Affected

LCMDNLD.PC

Design Overview

LCMDNLD.PC downloads amended letter of credit information to a bank, in the S.W.I.F.T. format. Processing is based on the amendments flagged during the day by the Select LC Amendments action on the LC Find form (lcfnd.fmb), which is then written to the staging table LC_DOWNLOAD.

Scheduling Constraints

Schedule Information	Description
Processing Cycle	Phase 4 (Daily)
Scheduling Considerations	This batch is not scheduled to run when the rtm_simplified_ind in SYSTEM_OPTIONS table is set to 'Y'.
Pre-Processing	N/A
Post-Processing	lcmt707 perl script
Threading Scheme	No threading due to low volume.

Restart/Recovery

Restart/recovery for this program is set up at the lc_ref_id level. The recommended commit counter setting is 1000 records (subject to change based on experimentation).

Locking Strategy

N/A

Security Considerations

N/A

Performance Considerations

N/A

Key Tables Affected

Table	Select	Insert	Update	Delete
LC_AMENDMENTS	Yes	No	Yes	No
LC_HEAD	Yes	No	No	No
LC_DOWNLOAD	Yes	No	No	Yes
ADDR	Yes	No	No	No
PARTNER	Yes	No	No	No
SUPS	Yes	No	No	No
CODE_DETAIL	Yes	No	No	No
ITEM_MASTER	Yes	No	No	No
DOC	Yes	No	No	No
REQ_DOC	Yes	No	No	No

I/O Specification**Output File Layout**

The output filename is not fixed; the output filename is determined by a runtime parameter.

Record Name	Field Name	Field Type	Default Value	Description
File Header	File Type Record Descriptor	Char(5)	FHEAD	Identifies file record type
	File Line Sequence Number	Number(10)	Line number in file	Keeps track of the record's position in the file by line number
	File Type Definition	Char(4)	LCAM	Identifies file as 'Letter of Credit Amendment'
	File Create Date	Char(14)	Create date	Current date, formatted to 'YYYYMMDDHH24MISS'
Transaction Header	Filetype Record descriptor	Char(5)	THEAD	Identifies file record type
	File Line Sequence Number	Number (10)	Line number in file	Keeps track of the record's position in the file by line number

Record Name	Field Name	Field Type	Default Value	Description
	Transaction Set Control Number	Number (10)	Sequence number	Used to force unique file check number
	Issuing Bank	Char(10)	lc_head.issuing_bank	Used to sort the LCs into individualized bank SWIFT formatted files (using another program) – bank where LC application is headed.
	Issuing Bank Name	Char(240)	partner.partner_desc	The description from the partner table where partner_id = issuing_bank and partner_type = 'BK'.
	Issuing Bank Address 1	Char(240)	addr.add_1	Mandatory line of address.
	Issuing Bank Address 2	Char(240)	addr.add_2	Non-mandatory line of address (can be null).
	Issuing Bank Address 3	Char(240)	addr.add_3	Non-mandatory line of address (can be null).
	Issuing Bank City	Char(120)	addr.city	City bank located in
	Issuing Bank State	Char(3)	addr.state	State, if applicable, where bank located in.
	Issuing Bank Post Code	Char(30)	addr.post	Post code, if applicable, where bank located in.
	Issuing Bank Country	Char(3)	addr.country_id	Country bank located in.
	Letter of Credit	Number (8)	lc_detail.lc_ref_id	The LC_REF_ID off the LC_DETAIL table.
	Bank Letter of Credit ID	Char(16)	lc_head.bank_lc_id	The BANK_LC_ID off the LC_HEAD table.
	Currency Code	Char(3)	lc_head.currency_code	The CURRENCY_CODE off the LC_HEAD table.
	Date of Issue/ Transfer of the Credit	Char(14)	lc_head.confirmed_date	Date the Issuing Bank thinks is the date of issue–when it was officially confirmed, formatted to 'YYYYMMDDHH24MISS'.
	Current Amount of LC	Number (20,4)		This amount is calculated in the get_current_amount() function and is the net amount of the LC calculated only using amendments that have been downloaded. Normally, the net amount is calculated using amendments in the 'Downloaded' status.
	Beneficiary	Number (10)	lc.head.beneficiary	Party in favor of which the LC is being issued.

Record Name	Field Name	Field Type	Default Value	Description
	Beneficiary Name	Char(240)	sup_s.sup_name	Beneficiary (supplier) name from the SUPS table.
	Beneficiary Address 1	Char(240)	addr.add_1	Mandatory line of address.
	Beneficiary Address 2	Char(240)	addr.add_2	Non-mandatory line of address (can be null).
	Beneficiary Address 3	Char(240)	addr.add_3	Non-mandatory line of address (can be null).
	Beneficiary City	Char(120)	addr.city	City beneficiary located in
	Beneficiary State	Char(3)	addr.state	State, if applicable, where beneficiary located in.
	Beneficiary Post Code	Char(30)	addr.post	Post code, if applicable, where beneficiary located in.
	Beneficiary Country	Char(3)	addr.country_id	Country beneficiary located in.
Transaction Detail	File Type Record Descriptor	Char(5)	TDETL	Identifies file record type
	File Line Sequence Number	Number (10)	line number in file	Keeps track of the record's position in the file by line number
	Transaction Set Control Number	Number (10)	sequence number	Used to force unique file check number
	Amendment Number	Number (8)	lc_amendments.amendment_no	Holds the amendment number for the amendment.
	Order_no	Number (8)	lc_amendments.order_no	Order_no, if applicable, that is attached to the LC that is being amended.
	Item	Char(25)	lc_amendments.item	Item being amended, either a Style or Staple sku.

Record Name	Field Name	Field Type	Default Value	Description
	Value Being Amended	Char(6)	lc_amendments.amended_value	LC Field being amended. Can be any of the following code_types: CODE CODE_DESC ----- AI Add Item AO Add PO ARQD Add Reqd Doc. C Cost ED Expiration Date ESD Earliest Ship Date LSD Latest Ship Date NA Net Amount ND Negotiation Days OC Origin Country OQ Order Quantity PE Place of Expiry PRT Presentation Terms PSF Partial Ship Flag RI Remove Item RO Remove PO RRQD Remove Reqd Doc TFF Transferable Flag TSF Transshipment Flag
	Value Being Amended Description	Char(40)	code_detail.code_desc	The Value Being Amended decoded (see the above list). Is possibly used when printing to the SWIFT file MT 707 for clarity.
	Original Value of Amended Field	Char(45)	lc_amendments.original_value	Current value of field that is being amended.
	New Value of Amended Field	Char (2000)	lc_amendments.new_value	New value of the field that is being amended.
	Description of New Value	Char(40)	code_detail.code_desc	The new value decoded (or fetched from a table, as in the origin_country case)– only applicable to the following amended values: place of expiry, title_pass_location, origin_country, presentation terms, purchase type.
	Sign	Char(1)		If the effect is negative it is “-“ if the effect is positive it is “ “.
	Effect	Number (20,4)	lc.amendments.effect	Effect that amendment has on LC if amendment to change qty or cost of a PO or amount of LC itself.

Record Name	Field Name	Field Type	Default Value	Description
	Date of Amendment	Char(14)	Lc_amendments.accept_date	Date on which Issuing Bank (or issuing party, in this case the retailer) considers the credit as being amended, formatted to 'YYYYMMDD HH24MISS'.
Transaction Text	File Type Record Descriptor	Char(5)	TTEXT	Identifies file record type
	File Line Sequence Number	Number (10)	line number in file	Keeps track of the record's position in the file by line number
	Transaction Set Control Number	Number (10)	sequence number	Used to force unique file check
	Amendment Text	Char (2000)	text description	A text description of the individual amendment (for each TDETL line of the output file) built by the package LC_AMEND_SQL. AMEND_TEXT.
File Trailer	File Type Record Descriptor	Char(5)	FTAIL	Identifies file record type
	File Line Sequence Number	Number (10)	line number in file	Keeps track of the record's position in the file by line number
	Control Number File Line Count	Number (10)	total detail lines	Sum of all transaction lines, not including the file header and trailer

lcmt700 (SWIFT File Conversion)

Functional Area

Retail Trade Management – Letter of Credit Interfaces

Module Affected

LCMT700

Design Overview

This Perl script converts the standard RMS flat file into the bank specific S.W.I.F.T. MT 700 output files. The S.W.I.F.T file is in a different file layout than the standard Oracle Retail interface file format. The input file for this Perl script is the output of the lcadnld.pc RMS batch. One output file is created for each issuing bank in the interface file.

Scheduling Constraints

Schedule Information	Description
Processing Cycle	N/A
Scheduling Considerations	LCMT700 should run after Letter of Credit application download program (LCADNLD.PC). This script is not scheduled to run when the rtm_simplified_ind in SYSTEM_OPTIONS table is set to 'Y'.
Pre-Processing	N/A
Post-Processing	N/A
Threading Scheme	N/A

Restart/Recovery

N/A

Locking Strategy

N/A

Security Considerations

N/A

Performance Considerations

N/A

Key Tables Affected

Table	Select	Insert	Update	Delete
N/A				

I/O Specification

The input file to this Perl script is the output from LCADNLD.PC. Please refer to the LCADNLD design for details on the input file layout.

All files layouts input and output the SWIFT MT 700. The output file should be in the following format:

- Most output fields are contained in their own line (or 3-4 line for addresses).
- Each application consists of four parts, one MT 700 and three MT 701s, which are ordered through the Sequence of Total field: for example, ':27:1/4 MT 700' is the first (MT 700) part of the application.
- MT 700 and MT 701s are mingled in the same file.
- Each record starts with a colon and a SWIFT field identifier, followed by another colon: for example, ':40A:'-
- Each application is separated by a line with only the ASCII 3 symbol (a heart) on it.

Examples of how individual lines of the MT 700 or MT 701 should look:

```
:27:1/4
:40A:IRREVOCABLE
:20:29893098
:23:NOREF
:31C:910906
:31D:911022DALLAS
:51D:NORTHERN TRUST INT'L BANKING CORP.
      ONE WORLD TRADE CENTER
      SUITE 3941
      NY, NY 10048 USA
```

The layout of the S.W.I.F.T MT 700 (Issue of a Documentary Credit) file is as follows:

SWIFT I.D. DATA TYPE CODES (refer to SWIFT User Handbook – Standards general Information – October 1998 release for formatting information):

Notes:

There is always a new line (nl) after every individual SWIFT ID (and there may be more than one line within an individual field [for example, 59 – Beneficiary, four lines to hold address information]).

In some situations, certain fields are blank. These fields should be skipped over. In other words, no blank line or tag should be printed indicating the field is blank. Simply ignore it.

lcmt707 (Converts Letter of Credit from Oracle Retail Format to SWIFT)

Functional Area

Retail Trade Management – Letter of Credit Interfaces

Module Affected

LCMT707

Design Overview

This Perl script converts the Oracle retail standard interface file format for Amendments to Letters of Credit download to the corresponding S.W.I.F.T file format (MT 707). The input file for this Perl script is the output of the LCMDNLD.PC RMS batch.

Scheduling Constraints

Schedule Information	Description
Processing Cycle	N/A
Scheduling Considerations	LCMT707 should run after Letter of Credit amendment download program (lcmdnld.pc). This script is not scheduled to run when the rtm_simplified_ind in SYSTEM_OPTIONS table is set to 'Y'.
Pre-Processing	N/A
Post-Processing	N/A
Threading Scheme	N/A

Restart/Recovery

N/A

Locking Strategy

N/A

Security Considerations

N/A

Performance Considerations

N/A

Key Tables Affected

Table	Select	Insert	Update	Delete
N/A				

I/O Specification

The input file to this Perl script is the output from LCMDNLD.PC. Please refer to the LCMDNLD design for details on the input file layout.

The SWIFT MT 707 output file should be in the following format:

- Most output fields are contained in their own line (or 3-4 line for addresses).
- Each amendment consists of only one part, the MT 707. There may be several MT 707s at any given time associated to an LC because they are grouped by amendment number at the time of creation. All TDETL records with the same amend_no are grouped together in one MT 707.
- Each record starts with a colon and a SWIFT field identifier, followed by another colon: for example, ':40A: '-
- Each amendment is separated by a line with only the ASCII 3 symbol (a heart) on it.

Logic Setup:

The input file is in standard RMS file format. It potentially has numerous TDETL lines per each THEAD line. There may be numerous TDETL records for one amendment. MT 707 writes one record for each amendment, so if there are multiple TDETL records they need to be combined. There is one TTEXT for each TDETL.

There are three values that need to be calculated. 32B, 33B, 34B. 32B is the total increment or the sum of the positive effect values for each amendment. 33B is the total decrement or the sum of all the negative effect values for each amendment. 32B and 33B are separate totals for each amendment. 34B is the total difference, so it is the sum of the total increment and total decrement. 34B is not just for one amendment though; it is for all amendments of a THEAD record, so this total runs through each TDETL in a THEAD.

For example: if the input file contains:

```
THEAD...
TDETL amendment 1, effect +1000
TTEXT
TDETL amendment 1, effect +500
TTEXT
TDETL amendment 2, effect -2500
TTEXT
TDETL amendment 3, effect +4000
TTEXT
```

TDETL amendment 3, effect -1000
TTEXT
TDETL amendment 3, effect +500
TTEXT
TDETL amendment 4, effect -1000
TTEXT
TDETL amendment 4 , effect -2500
TTEXT
TTAIL

32B for amendment 1 = 1500
33B for amendment 1 = 0
34B for amendemnt 1 = 1500

32B for amendment 2 = 0
33B for amendment 2 = 2500
34B for amendemnt 2 = -1000

32B for amendment 3 = 4500
33B for amendment 3 = 1000
34B for amendemnt 3 = 4500

32B for amendment 4 = 0
33B for amendment 4 = 3500
34B for amendemnt 4 = 1000

Examples of how individual lines of the MT 707 should look:

APPLICANT:
OPERATOR:
OPERATION DATE:
OPERATION TIME:
TEST KEY:
BATCH TOTAL:
SEGMENT TOTAL:
MT/PRIORITY:707 02
:27:1/1
:20:10001981
:21:1981
:52D:Bank One
100 Bank One Way
Columbus ,OH 41984 US
:31C:990204
:30:990204
:26E:1
:59:David Fashion Creations P/L Pack
Wholesale Division
109 Ackland St.
St. Kilda ,VA 30280-1234 US
:32B:USD500,0
:33B:USD0,0
:34B:USD500,0
:79:Letter of Credit: has been changed from 25 to 30
for Style 10049369, resulting in an effect of 500
(USD).

The layout of the S.W.I.F.T MT 707 (Amendment to a Documentary Credit) file is as follows:

SWIFT I.D. DATA TYPE CODES (refer to SWIFT User Handbook – Standards General Information – October 1998 release for formatting information):

Notes:

The field lengths and types in the Oracle retail Standard Download Format of the MT 707 are important because sometimes they are different from the information that is being placed in them and the fields may have to be truncated, rounded, and so on.

There is always a new line (nl) after every individual SWIFT ID (and there may be more than one line within an individual field (example 59 – Beneficiary, four lines to hold address information).

In some situations, certain fields are blank. These fields should be skipped over. In other words, no blank line or tag should be printed indicating the field is blank. Simply ignore it.

lcmt730 (SWIFT File Conversion - Letter of Credit Confirmation)**Functional Area**

Retail Trade Management – Letter of Credit Interfaces

Module Affected

LCMT730

Design Overview

The LCMT730 Perl script converts letter of credit confirmations from a S.W.I.F.T. format (MT730) to a RMS flat file format. The output file from this script is the input file for the LCUPLD.PC.

Scheduling Constraints

Schedule Information	Description
Processing Cycle	Phase 2
Scheduling Considerations	LCMT730 should run prior to Letter of Credit upload program (lcupld.pc). This script is not scheduled to run when the rtm_simplified_ind in SYSTEM_OPTIONS table is set to 'Y'.
Pre-Processing	N/A
Post-Processing	N/A
Threading Scheme	N/A

Restart/Recovery

N/A

Locking Strategy

N/A

Security Considerations

N/A

Performance Considerations

N/A

Key Tables Affected

N/A

I/O Specification**Input file format**

SWIFT I.D. and Description	Data type	Description	How MT 730 fields are put into the RMS standard file format and what should be the size of RMS to be dealt with	Comments
20 – Sender's Reference	16x	LC number. The one assigned by the Sender (issuing bank)	FDETL - Sender's reference, Char(16)	This field maps to RTM's Bank LC Ref ID.
21 – Receiver's Reference	16x	LC number assigned by the Receiver (retailer)	FDETL - Receiver's reference, Number(8) (NOREF used if unknown)	This field maps to RTM's LC Ref ID. If this field has 'NOREF', the record must be rejected since this field is used to indicate the LC within RTM to which this record applies.
25 – Account Identification	35x	Identifies the number of the account, which has been used for the settlement of charges, on the books of the Sender.		RTM currently does not have fields that map directly to this. Current position – is included in the input file. However, it is ignored during the upload process.

SWIFT I.D. and Description	Data type	Description	How MT 730 fields are put into the RMS standard file format and what should be the size of RMS to be dealt with	Comments
30 – Date of Message Being Acknowledged	6!n	When a message is acknowledging a MT700, this field specifies the date of issue. In all other cases, this field specifies the date on which the message being acknowledged was sent.	FDETL - Date of message Being Acknowledged, Date	This field maps to the LC activity date. As well, if this in confirming an LC application, it is mapped to the LC's confirmation date. Year interpretation: If YY>79 then YYMMDD = 19YYMMDD Else YYMMDD = 20YYMMDD.
32a – Amount of Charges	Option B – 3!a15d Option D – 6!n3!a15d	Contains the currency code and total amount of charges claimed by the sender of the message. When charges have been debited, D is used (:32D) and when reimbursement for charges is needed, B is used (:32B).	FDETL -Upload_type = 'C'confirmation	Current position – Because the 730 is only used for confirmations, this field does not contain any values. The upload type should be set equal to 'C'confirmation.
57a – Account With Bank	Option A – [/1!a][/34x] 4!a2!a2!c[3!c] Option D – [/1!a][/34x] 4*35x	This field specifies the bank to which the amount of charges is to be remitted in favor of the Sender.	FDETL - Account With Bank, Char(10)	Current position – is added to the input file however is ignored in the upload process. Because RTM has no facilities to maintain BICs or party identifiers, option D is always used for this field (that is, 57D) without [/1!a][/34x] party identifier.
71B – Charges	6*35x	Specification of the charges claimed.	FDETL - Comments, Char(2000)	This field maps to RTM's activity comments field. Sender to Receiver information (72) is concatenated to this.

SWIFT I.D. and Description	Data type	Description	How MT 730 fields are put into the RMS standard file format and what should be the size of RMS to be dealt with	Comments
72 – Sender to Receiver Information	6*35x	Text explanation if wanted.	FDETL - Comments, Char(2000)	This field maps to RTM's activity comments field. Charges (71B) are concatenated to this.

Output File Layout

Record Name	Field Name	Field Type	Default Value	Description
File Header	File Type Record Descriptor	Char(5)	FHEAD	Identifies file record type
	File Line Sequence Number	Number(10)	specified by external system	Line number of the current file
	File Type Definition	Char(4)	LCUP	Identifies file as 'Letter of Credit Upload'
	File Create Date	Char (14)	vdate	date file was written by external system 'YYYYMMDD HH24MISS' format
File Detail	File Type Record Descriptor	Char(5)	FDETL	Identifies file record type
	File Line Sequence Number	Number(10)	specified by external system	Line number of the current file
	Sender's Reference	Char(16)	lc_head.bank_id_id	The LC number that the bank assigns to a Letter of Credit.
	Receiver's Reference	Number(8)	lc_activity.lc_ref_id	The LC number that RMS assigned to the Letter of Credit.
	Date of Message Being Acknowledged	Date (char 8)	lc_activity.activity_date	If the upload type is 'L' then this date matches the date MT 700 date of issue 'YYYYMMDD' format

Record Name	Field Name	Field Type	Default Value	Description
	Comments	Char(2000)	lc_activity.com ments	Need to truncate? This field is a concatenation of the following SWIFT fields: 71B – Charges, 72 – Sender information.
File Trailer	File Type Record Descriptor	Char(5)	FTAIL	Identifies file record type
	File Line Sequence	Number(10)	Specified by external system	Line number of the current file
	Total number of lines	Number(10)	Specified by external system	Total number lines in file

lcmt798 (SWIFT File Conversion – Letter of Credit Charges and Drawdowns)

Functional Area

Retail Trade Management – Letter of Credit Interfaces

Module Affected

LCMT798

Design Overview

This Perl script converts letter of credit (L/C) activity data for charges and drawdowns from a S.W.I.F.T. format input file to a RMS format file.

Scheduling Constraints

Schedule Information	Description
Processing Cycle	Phase 2
Scheduling Considerations	LCMT798 should be run prior to the Letter of Credit charges and drawings upload program (LCUP798.PC). This script is not scheduled to run when the rtm_simplified_ind in SYSTEM_OPTIONS table is set to 'Y'.
Pre-Processing	N/A
Post-Processing	N/A
Threading Scheme	N/A

Restart/Recovery

N/A

Locking Strategy

N/A

Security Considerations

N/A

Performance Considerations

N/A

Key Tables Affected

Table	Select	Insert	Update	Delete
N/A				

I/O Specification**Input File Layout**

Swift Tag	Description	Reqd?	Datatype	RMS Field
20 – Transaction Reference Number	The sender's unambiguous identification of the transaction. Its detailed form and content are at the discretion of the sender.	Yes	16x – Transaction Reference Number	Bank L/C ID Lc_head.bank_lc_id Varchar2(16)
12 – Type of Financial Instrument	This field classifies the financial instrument by a description or proprietary code.	Yes	Option A- :4!c/[8c]/30x :4!c – Qualifier / - Delimiter [8c] – Issuer Code / - Delimiter 30x - Type	This field contains a constant identifier – '798'.
77E – Proprietary Message	This field contains the proprietary message in a format agreed to by the Sender and the Receiver.	Yes	Option E- 73x [n*78x]	This field contains the information below (fields 21, 23, 32C, 32D, 71A, 33A, 72). Carriage return, Line feed, Colon 'CrLf:' are used to separate fields included in this 77E. For example: :77E:'CrLf' :21:10004321:CrLf' :32C:990121USD1045 etc... There may be multiple 77Es in one file.

Swift Tag	Description	Reqd?	Datatype	RMS Field
21 – Related Reference	This field specifies, in an unambiguous way, a message or transaction identifier which is normally included as part of the information supplied with the message or transaction itself, and can subsequently be used to distinguish the message or transaction identified from other messages or transactions.	No	16x	P/O Number Lc_activity.order_no Number(8)
23 – Further identification	This field specifies the type of transaction being confirmed, as well as the settlement method used.	No	16x	Invoice Number Lc_activity.invoice_no Varchar2(15)
32C – Date and Amount	This field specifies the currency code and amount in a transaction and a corresponding date.	No	Option C- 6!n3!a15d 6!n – Date 3!a – Currency 15d – Amount	Charges Credited (this is interpreted as a positive amount). Date is in format YYMMDD The integer part of the Amount must contain at least one digit. A decimal comma ',' is mandatory and is included in the maximum length. Lc_activity.amount Number(20,4) Lc_activity.currency_code Varchar2(3) Lc_activity.activity_date Date

Swift Tag	Description	Reqd?	Datatype	RMS Field
32D – Date and Amount	This field specifies the currency code and amount in a transaction and a corresponding date.	No	Option D- 6!n3!a15d 6!n – Date 3!a – Currency 15d – Amount	Charges Debited (this is interpreted as a negative amount) Date is in format YYMMDD The integer part of the Amount must contain at least one digit. A decimal comma ',' is mandatory and is included in the maximum length. Lc_activity.amount Number(20,4) Lc_activity.currency_code Varchar2(3) Lc_activity.activity_date Date
33A – Date and Amount	This field specifies the currency code and amount in a transaction and a corresponding date.	No	Option A- 6!n3!a15d 6!n – Date 3!a – Currency 15d – Amount	Date, currency, amount of drawing (this is interpreted as a positive amount) Date is in format YYMMDD The integer part of the Amount must contain at least one digit. A decimal comma ',' is mandatory and is included in the maximum length. Lc_activity.amount Number(20,4) Lc_activity.currency_code Varchar2(3) Lc_activity.activity_date Date

Swift Tag	Description	Reqd?	Datatype	RMS Field
33C – Date and Amount	This field specifies the currency code and amount in a transaction and a corresponding date.	No	Option A- 6!n3!a15d 6!n – Date 3!a – Currency 15d – Amount	Date, currency, amount of drawing (this is interpreted as a negative amount) Date is in format YYMMDD The integer part of the Amount must contain at least one digit. A decimal comma ',' is mandatory and is included in the maximum length. Lc_activity.amount Number(20,4) Lc_activity.currency_code Varchar2(3) Lc_activity.activity_date Date
72 – Sender to Receiver Information	This field specifies instructions or additional information for the Receiver, Intermediary, Account with Institution or Beneficiary Institution.	No	6*35x	Comments Lc_activity.comment Varchar2(2000)
18A – Number of Repetitive Parts	This field specifies the number of times the repetitive part(s)/sequence(s) directly before or after this field appears in the message.	No	Option A- 5n – Number of Repetitive Parts.	Number of 77E's contained within the file.

Output File Layout

Record Name	Field Name	Field Type	Default Value	Description
File Header	File Type Record Descriptor	Char(5)	FHEAD	Identifies file record type
	File Line Identifier	Number (10)	Line number in file	ID of current line being created for output file.

Record Name	Field Name	Field Type	Default Value	Description
File Detail	File Type Definition	Char(4)	LCCH	Identifies file as 'Letter of Credit Changes'
	File Create Date	Char(14)	Create date	Current date, formatted to 'YYYYMMDDHH24MISS'
	File Type Record Descriptor	Char(5)	FDETL	Identifies file record type
	File Line Sequence Number	Number (10)	Line number in file	ID of current line being created for output file.
	Bank Letter of Credit Reference ID	Char(16)	SWIFT tag 20	Bank L/C ID
	Order Number	Number (8)	SWIFT tag 21	Contains the order number that is attached to the letter of credit.
	Invoice Number	Char (15)	SWIFT tag 23	Identifies the Issuing Bank's invoice number to which the drawdown refers. This field does not correspond to a RMS invoice number.
	Transaction Number	Char (10)	Null	Identifies the amendment number or actual transaction number assigned by the bank.
	Transaction Code	Char (6)	If the transaction is a Bank Charge – 'B' If the transaction is a Drawdown – 'D'	Identifies the type of transaction that occurred. The type is determined by what detail fields are received for the record. If the record contains a 33A this field gets a 'D'. If the record contains either a 32C or 32D this field gets a 'B'.
	Amount Sign	Char (1)	SWIFT 33A, 33C SWIFT 32C, 32D	If the record contains a 33A field leave a blank space in this field. If the record contains a 33C field this field should contain a '-'. If the record contains a 32C field leave a blank space in this field. If the record contains a 32D field this field should contain a '-'. If the record contains a 33A field leave a blank space in this field.
Amount	Number (20)	SWIFT 33A, 33C SWIFT 32C, 32D	Holds the amount of the activity. This field has four implied decimal places. If SWIFT 32C or 32D (Bank Charge) contains a value, use the amount from this field. If SWIFT 33A or 33C (Drawdown) contains a value, use the amount from this field.	

Record Name	Field Name	Field Type	Default Value	Description
	Currency Code	Char (3)	SWIFT 33A, SWIFT 32C, 32D	Contains the activity's currency code. If SWIFT 32C or 32D (Bank Charge) contains a value, use the currency from this field. If SWIFT 33A (Drawdown) contains a value, use the currency from this field.
	Activity Date	Char (8)	SWIFT 33A, SWIFT 32C, 32D	Holds the date that the activity took place. Formatted to 'YYYYMMDD' If SWIFT 32C or 32D (Bank Charge) contains a value, use the date from this field. If SWIFT 33A (Drawdown) contains a value, use the date from this field.
	Comments	Char (2000)	SWIFT tag 72	Holds any comments for the activity.
File Trailer	File Type Record Descriptor	Char(5)	FTAIL	Identifies file record type
	File Line Identifier	Number (10)	Sequential number Created by program.	ID of current line being created for output file.
	File Record Counter	Number (10)		This contains the number of FDETL lines processed.

Icup798 (Letter of Credit Update)

Functional Area

Retail Trade Management - Letter of Credit

Module Affected

LCUP798.PC

Design Overview

This program reads data from an input file containing letter of credit charges and drawings (in standard Oracle Retail format, modified from the SWIFT 798 format by the lcmt798 Perl script), validates it, and inserts it into the LC_ACTIVITY table. If a record fails validation, it is written to a reject file. These rejected records can be reprocessed by Icup798 after errors have been corrected.

Scheduling Constraints

Schedule Information	Description
Processing Cycle	Phase 2
Scheduling Considerations	Should be run after the lcmt798 Perl script This batch is not scheduled to run when the rtm_simplified_ind in SYSTEM_OPTIONS table is set to 'Y'.
Pre-Processing	N/A
Post-Processing	N/A
Threading Scheme	N/A

Restart/Recovery

This program is restartable but not threadable.

Restart/recovery logic for file-based processing is used. Records are committed to the database when commit_max_ctr defined in the RESTART_CONTROL table is reached.

Locking Strategy

N/A

Security Considerations

N/A

Performance Considerations

N/A

Key Tables Affected

Table	Select	Insert	Update	Delete
LC_HEAD	Yes	No	No	No
LC_DETAIL	Yes	No	No	No
LC_ACTIVITY	No	Yes	No	No
LC_AMENDMENTS	Yes	No	No	No
CURRENCIES	Yes	No	No	No
CURRENCY_RATES	Yes	No	No	No
SYSTEM_OPTIONS	Yes	No	No	No

I/O Specification

The input file for this batch program is the output from the lcmt798 Perl script.

Input File Layout

The input filename is not fixed; the input filename is determined by a runtime parameter. Records rejected by the import process are written to a reject file. The reject filename is not fixed; the reject filename is determined by a runtime parameter.

Record Name	Field Name	Field Type	Default Value	Description
FHEAD	File head descriptor	Char(5)	FHEAD	Describes file line type
	Line id	Number (10)	0000000001	Sequential file line number
	File Type Definition	Char(4)	'LCCH'	Identifies as an LC 798 file-Letter of Credit Charges
	Current date	Date		File date in YYYYMMDDHH24MISS format
FDETL	File record descriptor	Char(5)	FDETL	Describes file line type
	Line id	Number (10)		Sequential file line number
	Bank letter of credit reference ID	Char (16)	SWIFT tag 20	Bank's LC ref ID
	Order number	Number(8)	SWIFT tag 21	Order number attached to LC.May be blank
	Invoice number	Number (15)	SWIFT tag 23	NOT a RMS invoice number, just a reference invoice number from the issuing bank. May be blank
	Transaction number	Number (10)		Amendment number or transaction number assigned by bank.May be null
	Transaction code	Char(6)	B or D	'B'ank charge or'D'rawdown
	Amount	Number(21)	SWIFT tag 33A,71A	(This is a 20-digit number with a leading - sign or blank and4 implied decimal places.) Amount of charge or drawdown.
	Currency code	Char(3)	SWIFT 33A,71A	Currency that the amount is in
	Activity date	Date	SWIFT 33A,32C,32D	Activity date(formatted as 'YYYYMMDD')
Comments	Char(2000)	SWIFT tag 72	Any comments associated with activity.May be null.	
FTAIL	File record descriptor	Char(5)	FTAIL	Marks end of file
	Line id	Char(10)		Sequential file line number

Record Name	Field Name	Field Type	Default Value	Description
	Number of lines	Number(10)		Number of lines in file not counting FHEAD and FTAIL.

Icupld (Letter of Credit Upload)

Functional Area

Oracle Retail Trade Management

Module Affected

LCUPLD.PC

Design Overview

The LCUPLD program is used to upload LC (Letter of Credit) confirmations. After this program has processed a confirmation, the appropriate tables are updated; a confirmation updates the LC to confirm status and it writes the appropriate records to the LC_ACTIVITY table.

Scheduling Constraints

Schedule Information	Description
Processing Cycle	PHASE 2 (daily)
Scheduling Considerations	This batch is not scheduled to run when the rtm_simplified_ind in SYSTEM_OPTIONS table is set to 'Y'.
Pre-Processing	LCMT 730 Perl script
Post-Processing	N/A
Threading Scheme	N/A

Restart/Recovery

Restart/recovery for this program is set up at the individual FDETL record. Although there may be more than one FDETL record for a given LC, they are each processed as a separate entity.

File based restart/recovery must be used. The commit_max_ctr field should be set to prevent excessive rollback space usage, and to reduce the overhead of file I/O. The recommended commit counter setting is 10000 records.

Locking Strategy

N/A

Security Considerations

N/A

Performance Considerations

N/A

Key Tables Affected

Table	Select	Insert	Update	Delete
LC_HEAD	Yes	No	Yes	No
LC_ACTIVITY	No	Yes	No	No

I/O Specification**Input File Layout**

The input filename is not fixed; the input filename is determined by a runtime parameter. Records rejected by the import process are written to a reject file. The reject filename is not fixed; the reject filename is determined by a runtime parameter.

Record Name	Field Name	Field Type	Default Value	Description
File Header	File Type Record Descriptor	Char(5)	FHEAD	Identifies file record type
	File Line Sequence Number	Number(10)	0000000001	Line number of the current file
	File Type Definition	Char(4)	LCUP	Identifies file as 'Letter of Credit Upload'
	File Create Date	Char (14)	vdate	Date file was written by external system 'YYYYMMDDHH24MISS' format
File Detail	File Type Record Descriptor	Char(5)	FDETL	Identifies file record type
	File Line Sequence Number	Number(10)		Line number of the current file
	Sender's Reference	Char(16)	lc_head.bank_lc_id	The LC number that the bank assigns to a Letter of Credit.
	Receiver's Reference	Number(8)	lc_activity.lc_ref_id	The LC number that Retek assigned to the Letter of Credit.
	Date of Message Being Acknowledged	Char(14)	lc_activity.activity_date	YYYYMMDDHH24MISS format
	Comments	Char(2000)	lc_activity.comments	This field is a concatenation of the following SWIFT fields: 71B – Charges, 72 – Sender information.
File Trailer	File Type Record Descriptor	Char(5)	FTAIL	Identifies file record type
	File Line Sequence	Number(10)		Line number of the current file

Record Name	Field Name	Field Type	Default Value	Description
	Total number lines	Number(10)		Total number of lines in file not including FHEAD and FTAIL

tranupld (Transportation Upload)

Functional Area

RTM (Oracle Retail Trade Management) batch

Module Affected

TRANUPLD.PC

Design Overview

This program uploads data from trading partners about the transportation of merchandise from the manufacturing site through customs clearance.

Scheduling Constraints

Schedule Information	Description
Processing Cycle	Ad Hoc
Scheduling Considerations	This batch is not scheduled to run when the rtm_simplified_ind in SYSTEM_OPTIONS table is set to 'Y'.
Pre-Processing	N/A
Post-Processing	N/A
Threading Scheme	N/A

Restart/Recovery

The logical unit of work is a valid DTRAN record. The program reads each DTRAN record from the upload file, validates it and processes it. The recommended commit max counter value for this program is 1000 (this value depends on the implementation).

Locking Strategy

N/A

Security Considerations

N/A

Performance Considerations

N/A

Key Tables Affected

Table	Select	Insert	Update	Delete
TRANSPORTATION	Yes	Yes	Yes	Yes
IF_ERRORS	No	Yes	No	No
PARTNER	Yes	No	No	No
FREIGHT_TYPE	Yes	No	No	No
FREIGHT_SIZE	Yes	No	No	No
CURRENCIES	Yes	No	No	No
ORDHEAD	Yes	No	No	No
ORDSKU	Yes	No	No	No
ITEM_MASTER	Yes	No	No	No
OUTLOC	Yes	No	No	No
SCAC	Yes	No	No	No
COUNTRY	Yes	No	No	No
UOM_CLASS	Yes	No	No	No
CODE_DETAIL	Yes	No	No	No

I/O Specification

Key

*Italicized field names must be included in the input file.***Input File Layout**

Record Name	Field Name	Field Type	Default Value	Description
FTRAN	Record descriptor	Char(5)	FTRAN	File head marker
	Line id	Number(10)	0000000001	Unique line id
	File type definition	Char(4)	TRUP	Identifies program as tranupld
	File create date	Char(14)	Current date	YYYYMMDDHHMISS format
DTRAN	Record descriptor	Char(5)	DTRAN	Vessel, Voyage, ETD, Container, BL, Invoice File head
	Line id	Number(10)		Unique line id
	<i>Consolidator</i>	<i>Char(10)</i>		<i>Identifies the Consolidator. Validated against PARTNER table with type = 'CO'</i>
	Vessel ID	Char(20)		Identifies the Vessel
	Voyage ID	Char(10)		Identifies the Voyage or Flight ID
	Estimated Depart Date	Char(8)		YYYYMMDD format

Record Name	Field Name	Field Type	Default Value	Description
	Shipment Number	Char (20)		Identifies an outside Shipment number
	Actual Arrival Date	Char(8)		YYYYMMDD format
	Trans Mode	Char(6)		Identifies the type of transportation being used. Valid values are found in the TRMO Code Type on the CODE_DETAIL table
	Vessel SCAC Code	Char(6)		Customs defined ID for the Vessel. Validated against SCAC table.
	Estimated Arrival Date	Char(8)		YYYYMMDD format
	Lading Port	Char(5)		Identifies the Lading Port. Validated against OUTLOC with type = 'LP'
	Discharge Port	Char(5)		Identifies the Discharge Port. Validated against OUTLOC with type = 'DP'
	Service Contract Number	Char(15)		Identifies the outside Service Contract Number
	Container id	Char(20)		Identifies the Container
	Container SCAC code	Char(6)		Customs defined id for the container. Validated against SCAC table
	Delivery Date	Char(8)		YYYYMMDD format
	Seal id	Char(15)		Customs defined id for the container's seal
	Freight Type	Char(6)		Code that identifies the container type. Validated against the FREIGHT_TYPE table.
	Freight Size	Char(6)		Code that identifies the container size. Validated against the FREIGHT_SIZE table.
	In Transit No.	Char(15)		External transit number
	In Transit Date	Char(8)		YYYYMMDD format
	BL/AWB id	Char(30)		Identifies the Bill of Lading or Air Way Bill
	Candidate Ind	Char(1)	Defaulted to 'N'	Identifies a complete Transportation record. Valid values are 'Y' and 'N'
DPOIT	Record descriptor	Char(5)	DPOIT	Order/Item detail info
	Line id	Number(10)		Unique file line id

Record Name	Field Name	Field Type	Default Value	Description
	ACD_Code	Char(1)		Determines which process to perform 'A'dd, 'C'hange, 'D'elete.
	Rush Ind	Char(1)	Defaulted to 'N'	Identifies whether or not the item should be on a 'Rush' delivery. Valid values are 'Y' and 'N'
	Order number	Number(8)		RMS order no
	Item	Char(25)		RMS Item
	Invoice id	Char(30)		Identifies the Commercial Invoice
	Invoice date	Char(8)		YYYYMMDD format
	Currency Code	Char(3)		Currency that the Currency Amount is reported in. Validated against CURRENCIES table.
	Exchange Rate	Char (20)		The exchange rate back to the primary currency (10 implied decimals)
	Invoice amt	Char 20)		Invoice amt*10000 (with 4 implied decimal places), amount charged by supplier for the PO/Item
	Origin Country id	Char(3)		Identifies where the PO/Item was made
	Consolidation Country id	Char(3)		Identifies where the PO/Items were consolidated
	Export Country id	Char(3)		Identifies where the PO/Items where shipped from
	Status	Char(6)		Identifies the PO/Item status. Valid values are found in the TRCO Code Type on CODE_DETAIL
	Receipt ID	Char(30)		Identifies the external receipt number
	FCR id	Char(15)		Identifies the Freight Cargo Receipt id
	FCR date	Char(8)		YYYYMMDD format
	Packing Method	Char(6)		Identifies the Packing Type (Hanging or Flat). Valid values are 'HANG' or 'FLAT'
	Lot Number	Char(15)		Identifies the Lot Number of the PO/Item
	Item Qty	Number(12)		Item Qty*10000(with 4 implied decimals), qty of Items
	Item QTY UOM	Char(4)		Identifies the UOM associated with the item quantity
	Carton QTY	Number(12)		Carton QTY*10000 (with 4 implied decimals), qty of Cartons

Record Name	Field Name	Field Type	Default Value	Description
	Carton QTY UOM	Char(4)		Identifies the UOM associated with the carton quantity
	Gross WT	Number(12)		Gross WT*10000 (with 4 implied decimals), Gross weight
	Gross WT UOM	Char(4)		Identifies the UOM associated with the gross weight
	Net WT	Number(12)		Net WT*10000 (with 4 implied decimals), Net Weight
	Net WT UOM	Char(4)		Identifies the UOM associated with the net weight
	Cubic	Number(12)		Cubic*10000 (with 4 implied decimals), cubic size
	Cubic UOM	Char(4)		Identifies the UOM associated with the cubic size
	Comments	Char(256)		User Comments
FTAIL	Record type	Char(5)	FTAIL	
	Line id	Number(10)		Unique file line id
	No. of lines	Number(10)		Total number of transaction lines in file (not including FHEAD and FTAIL)

Organization Hierarchy Batch

Overview

The organization hierarchy in RMS allows retailers to maintain records of all end locations (stores and warehouses), and to group those locations to meet the retailer's business and reporting needs. The structure of the organization hierarchy can be organized according to any arrangement a retailer requires, such as geography (west, central, south, and so on) or business type (mall, kiosk, and so on). Although the levels of the hierarchy are set in RMS, the content of each level is specific to the retailer.

RMS' organization hierarchy consists of:

- Company
- Chain
- Area
- Region
- District
- Store
- Warehouse

The levels of the organization hierarchy are numbered Level 0 through Level 5. Company (Level 0) is at the highest level of the organization hierarchy. The levels below company can be organized according to any arrangement your company requires. The lowest level, store (Level 5), defines where sales transactions occur. Although not tied to any particular level, warehouses are also included within the organization hierarchy.

Organization Hierarchy Concepts

RMS uses the 'channel' concept in the organization hierarchy. In RMS' multi-channel option, locations have a stockholding property and a channel association. When adding a store, you associate the store with a channel. A store may be either a stockholding location, such as a virtual warehouse or a brick-and-mortar location, or a non-stockholding location, such as a Web store or catalog. This stockholding mechanism lets you set up inventory for non-stockholding sales channels in these virtual warehouses and then track sales by channel.

Actual physical warehouses are non-stockholding for RMS' purposes. RMS requires that all virtual warehouses must be associated with a physical warehouse. The physical warehouse serves as a grouping mechanism for one or more virtual warehouses. Each virtual warehouse is associated with a channel and considered a stockholding location. RMS can only 'see' these virtual warehouses, and external applications such as warehouse management systems are only aware of physical warehouses.

After multi-channel is set up, physical warehouse inventory, impacted by purchase orders and transfers for example, becomes apportioned to the virtual warehouses associated to that physical warehouse.

To determine if your implementation of RMS is set up to run multi-channel, look at the SYSTEM_OPTIONS table's multichannel_ind column for the value of 'Y' (yes). If the 'N' (no) value appears, multichannel is not enabled.

Location Retail Overview

RMS requires all stores and warehouses to exist in location-level zone groups. This requirement means that RMS holds a zone level record against which a retail value can be stored.

Wholesale and Franchise

The storeadd batch program is impacted if you are using wholesale and franchise functionality. While a retailer likely will not notice a difference in terms of executing the batch, being aware of this interaction may help diagnose a problem if a batch fails to process. For additional information on wholesale and franchise, see the Wholesale/Franchise Batch chapter.

Stores GMT

RMS provides a time zone field when creating or modifying a store. Any time a store is created or modified, the time zone attribute is included in the message that is published to the RIB. When SIM subscribes to the messages, the time zone value is persisted in the time zone attribute (RK_TIMEZONE) on the store table (PA_STR_RTL).

Batch Design Summary

The following batch designs are included in this functional area:

- LCLRBLD.PC (Location List Batch Rebuild)
- LIKESTORE.PC (Like Store Processing)
- SCHEDPRG.PC (Store Ship Schedule Purge)
- STOREADD.PC (Store Add)
- WHADD.PC (Warehouse Add)
- WHSTRASG (Warehouse Store Assignment)

Iclrbld (Location List Batch Rebuild)

Functional Area

Location List

Module Affected

LCLRBLD.PC

Design Overview

The Location List Rebuild program performs the rebuilding of all location lists that have `static_ind = 'N'` and `batch_rebuild_ind = 'Y'`. It calls package function `LOCLIST_BUILD_SQL.REBUILD_LIST` to generate `LOC_LIST_DETAIL` records based on the store and warehouse criteria on the `LOC_LIST_CRITERIA` table.

Scheduling Constraints

Schedule Information	Description
Processing Cycle	Ad-Hoc
Scheduling Considerations	N/A
Pre-Processing	N/A
Post-Processing	N/A
Threading Scheme	Threaded by Location Lists.

Restart/Recovery

The logical unit of work for this program is a location list. The v_restart_loc_list view is used for threading. Table-based restart/recovery is used by the batch program.

Locking Strategy

The shared module LOCLIST_BUILD_SQL.REBUILD_LIST locks the table LOC_LIST_HEAD for update and LOC_LIST_DETAIL for deletion.

Security Considerations

N/A

Performance Considerations

N/A

Key Tables Affected

Table	Select	Insert	Update	Delete
LOC_LIST_HEAD	Yes	No	Yes	No
LOC_LIST_DETAIL	Yes	Yes	No	Yes

I/O Specification

N/A

likestore (Store Add 'Like Store' Processing)

Functional Area

Organization Hierarchy

Module Affected

LIKESTORE.PC

Design Overview

When a new store is created in RMS, there is an option to specify a "like" store. A like store serves as a template from which the new store being created is based on. The LIKESTORE batch is part of a sequence of batch programs that need to be run to ensure that a new store is successfully created in RMS when using the LIKESTORE option.

When the STOREADD batch is run, it sets the store open date and closes the date of all the like stores far in the future, so that those records are picked up in the LIKESTORE batch. The LIKESTORE batch then creates item-location relationships for all the items in the existing store with new store.

The LIKESTORE batch processes like stores and sets the store open and closes dates back to original date in the post process. The user can specify whether to copy the replenishment information, delivery schedules, and activity schedules from the existing store, which is copied in the LIKESTORE post process. It is necessary to run the STOREADD, LIKESTORE, and LIKESTORE post in the same order to successfully add all the stores in to RMS.

Scheduling Constraints

Schedule Information	Description
Processing Cycle	Ad-Hoc
Scheduling Considerations	N/A
Pre-Processing	STOREADD.PC
Post-Processing	Prepost (likestore post)
Threading Scheme	Threaded by department.

Restart/Recovery

The logical unit of work is store, item, pack indicator. The c_add_store cursor restarts the program based on store and the cursor c_get_items restart the program based on item, pack indicator. Threading is done by department using the v_restart_dept view.

Locking Strategy

N/A

Security Considerations

N/A

Performance Considerations

N/A

Key Tables Affected

Table	Select	Insert	Update	Delete
STORE_ADD	Yes	No	No	No
STORE	Yes	No	No	No
PERIOD	Yes	No	No	No
SYSTEM_OPTIONS	Yes	No	No	No
COST_ZONE_GROUP	Yes	No	No	No
ITEM_MASTER	Yes	No	No	No
ITEM_EXP_HEAD	Yes	Yes	No	No
PRICE_ZONE_GROUP_STORE	Yes	No	No	No
CLASS	Yes	No	No	No

Table	Select	Insert	Update	Delete
ITEM_LOC	Yes	Yes	No	No
ITEM_LOC_SOH	No	Yes	No	No
PRICE_HIST	No	Yes	No	No
ITEM_SUPP_COUNTRY_LOC	Yes	No	No	No
ITEM_EXP_DETAIL	Yes	Yes	No	No

I/O Specification

N/A

schedprg (Store Ship Schedule Purge)

Functional Area

Organizational Hierarchy

Module Affected

SCHEDPRG.PC

Design Overview

This program purges all old store ship scheule records and warehouse blackout records that exceeded the retention period as defined by the number of months value held in the ship_sched_history_mths and loc_close_hist_months columns on the SYSTEM_OPTIONS table.

Scheduling Constraints

Schedule Information	Description
Processing Cycle	Ad Hoc (Monthly)
Scheduling Considerations	N/A
Pre-Processing	N/A
Post-Processing	N/A
Threading Scheme	N/A

Restart/Recovery

This program uses the commit_max_ctr on the RESTART_CONTROL table to periodically commit delete operations. Periodic commits are performed to ensure that rollback segments are not exceeded in case of considerable volume.

Locking Strategy

N/A

Security Considerations

N/A

Performance Considerations

N/A

Key Tables Affected

Table	Select	Insert	Update	Delete
SYSTEM_OPTIONS	Yes	No	No	No
STORE_SHIP_DATE	No	No	No	Yes
COMPANY_CLOSED_EXCEP	No	No	No	Yes
COMPANY_CLOSED	No	No	No	Yes
LOCATION_CLOSED	No	No	No	Yes

I/O Specification

N/A

storeadd (Store Add)**Functional Area**

Location Retail

Module Affected

STOREADD.PC

Design Overview

This program adds all information necessary for a new store to function properly. When a store is added to the system, the store is accessible in the system only after storeadd.pc is run. The batch program loops through each record on the store_add table and performs all the necessary inserts into the different RMS tables. New store information is also passed onto the price management system (ORPM) through stored procedures and direct database access. As a result, new store data are also inserted into RPM tables.

Scheduling Constraints

Schedule Information	Description
Processing Cycle	AD HOC (daily)
Scheduling Considerations	This batch should be run prior to likestore.pc
Pre-Processing	N/A
Post-Processing	prepost storeadd post
Threading Scheme	N/A

Restart/Recovery

After a record on store_add has been processed successfully, it is immediately deleted. Thus, restart recovery is implicit in storeadd.pc.

Locking Strategy

N/A

Security Considerations

N/A

Performance Considerations

N/A

Key Tables Affected

Table	Select	Insert	Update	Delete
PERIOD	Yes	No	No	No
SYSTEM_OPTIONS	Yes	No	No	No
STORE_ADD	Yes	No	No	Yes
STORE	Yes	Yes	No	No
WH	Yes	No	No	No
POS_STORE	Yes	Yes	No	No
PRICE_ZONE_GROUP	Yes	No	No	No
PRICE_ZONE	Yes	Yes	No	No
PRICE_ZONE_GROUP_STORE	Yes	Yes	No	No
COST_ZONE_GROUP	Yes	No	No	No
COST_ZONE	Yes	Yes	No	No
COST_ZONE_GROUP_LOC	Yes	Yes	No	No
SOURCE_DLVRY_SCHED	Yes	Yes	No	No
SOURCE_DLVRY_SCHED_EXC	Yes	Yes	No	No
SOURCE_DLVRY_SCHED_DAYS	Yes	Yes	No	No
COMPANY_CLOSED_EXCEP	Yes	Yes	No	No
LOCATION_CLOSED	Yes	Yes	No	No
STOCK_LEDGER_INSERTS	No	Yes	No	No
LOC_TRAITS_MATRIX	No	Yes	No	No
LOC_DISTRICT_TRAITS	Yes	No	No	No
STORE_HIERARCHY	No	Yes	No	No
REGIONALITY_TEMP	No	Yes	No	Yes
REGIONALITY_MATRIX	No	Yes	No	Yes
RPM_ZONE	No	Yes	No	No
RPM_ZONE_LOCATION	No	Yes	No	No
WF_COST_RELATIONSHIP	No	Yes	No	No
DEAL_PASSTHRU	No	Yes	No	No

I/O Specification

N/A

whadd (Warehouse Add)

Functional Area

Location Retail

Module Affected

WHADD.PC

Design Overview

This batch program inserts pricing/zone information for new warehouses, virtual warehouses and/or internal finishers. It reads from the WH_ADD table and inserts into PRICE_ZONE and PRICE_ZONE_GROUP_STORE for each retrieved record.

Successfully processed records are deleted from the WH_ADD table. New warehouse information is also passed onto the price management system (ORPM) through stored procedures and direct database access. As a result, this program also inserts warehouse data in RPM tables.

Scheduling Constraints

Schedule Information	Description
Processing Cycle	AD HOC (daily)
Scheduling Considerations	N/A
Pre-Processing	N/A
Post-Processing	prepost whadd post
Threading Scheme	N/A

Restart/Recovery

This program has inherent restart/recovery since records from WH_ADD that were processed are deleted. As a result, the driving cursor never fetches the same record again. The logical unit of work is a location on WH_ADD which can be a warehouse, virtual warehouses or internal finisher.

Locking Strategy

N/A

Security Considerations

N/A

Performance Considerations

N/A

Key Tables Affected

Table	Select	Insert	Update	Delete
PRICE_ZONE_GROUP	Yes	No	No	No
WH_ADD	Yes	No	No	Yes
WH	Yes	No	No	No

Table	Select	Insert	Update	Delete
PRICE_ZONE	No	Yes	No	No
PRICE_ZONE_GROUP_STORE	No	Yes	No	No
RPM_ZONE	Yes	Yes	No	No
RPM_ZONE_LOCATIONS	Yes	Yes	No	No

I/O Specification

N/A

whstrasg (Warehouse Store Assignment)**Functional Area**

Foundation Data

Module Affected

WHSTRASG.PC

Design Overview

This program is used to update the default warehouse attribute on the STORE table and the sourcing warehousing replenishment attribute on the REPL_ITEM_LOC table based on the warehouse-store assignments on the WH_STORE_ASSIGN table. The program is run every night and on the night before the assignment date for a warehouse-store assignment, it updates the relevant tables with the new warehouse-store relationship. If the warehouse is to be assigned to an item on the replenishment item location and the item is not associated to the warehouse, a non-fatal error message is raised indicating that the item is not associated to the warehouse. When updating the sourcing warehouse on the replenishment item location table, a system indicator (SYSTEM_OPTIONS.wh_store_assign_type) determines whether the sourcing warehouse is updated for warehouse-store replenishment records, cross-docked replenishment records, WH/cross link records, or all.

Scheduling Constraints

Schedule Information	Description
Processing Cycle	Phase 3 (daily)
Scheduling Considerations	Must be run after all replenishment batch programs.
Pre-Processing	N/A
Post-Processing	prepost whstrasg post (clears the WH_STORE_ASSIGN of historical records)
Threading Scheme	N/A

Restart/Recovery

The logical unit of work is a store. A commit takes place when number of store records processed is equal to commit max counter from the RESTART CONTROL table. This program is restartable based on the last store successfully processed.

Locking Strategy

N/A

Security Considerations

N/A

Performance Considerations

N/A

Key Tables Affected

Table	Select	Insert	Update	Delete
WH_STORE_ASSIGN	Yes	No	Yes	No
STORE	Yes	No	Yes	No
ITEM_LOC	Yes	No	No	No
REPL_ITEM_LOC	Yes	No	Yes	No

I/O Specification

N/A

Point-of-Sale (POS) Download Batch

Overview

RMS can update an external point-of-sale (POS) system for each POS store location.

The batch module used to accomplish the update is called POSDNLD.PC. POSDNLD.PC processes data contained in an RMS table called POS_MODS that holds data that is written to it from three other RMS batch modules. The following is a description of the kinds of data that these modules insert into the POS_MODS and how POSDNLD.PC transfers that data to the POS system. POSDNLD.PC is a template for custom interfaces.

The POS download batch module includes the following indicators in the file (from the POS_MODS table)

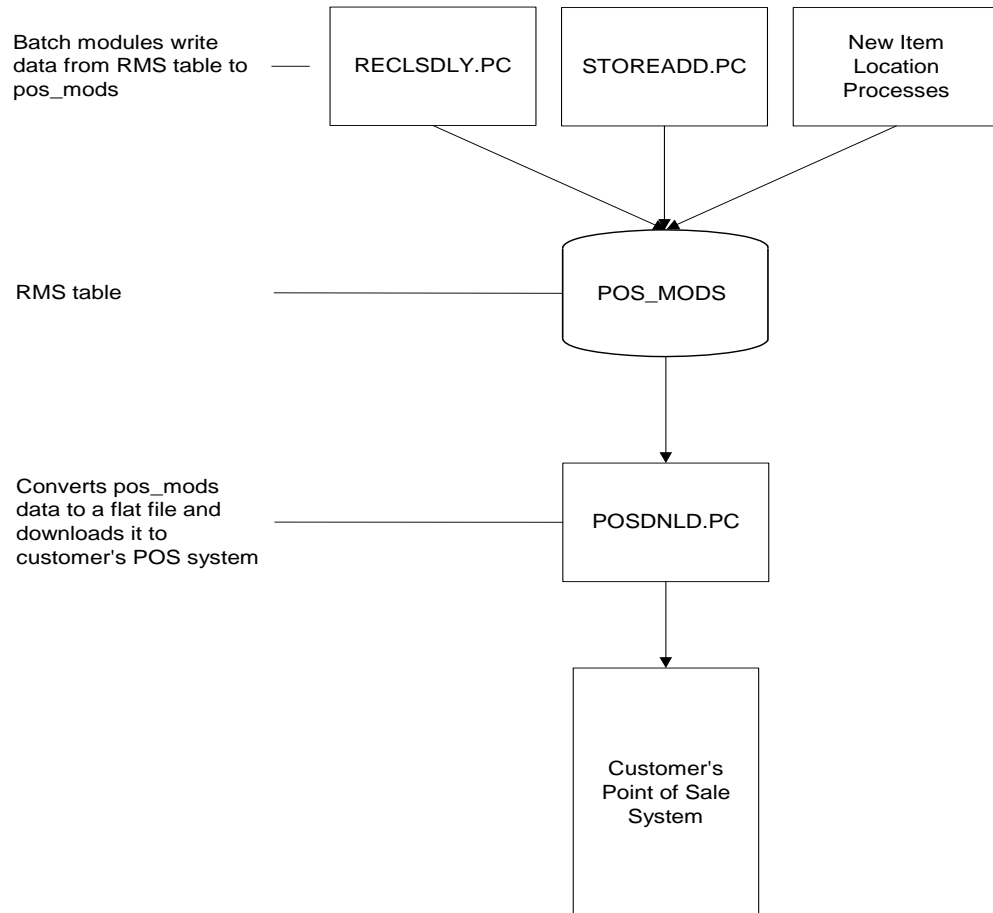
- CATCH_WEIGHT_IND (ITEM_MASTER.CATCH_WEIGHT_IND)
- SALE_TYPE (ITEM_MASTER.SALE_TYPE)

All deposit items are sent to the POS as per standard functionality, although if the item is a deposit item, it also has the linked deposit item number sent for contents items only.

Point of Sale Download

The POS_MODS table holds price updates that the batch module POSDNLD.PC outputs to a flat file for upload by the customer's point-of-sale (POS) application.

The following diagram illustrates the POS download process.



The POS Download Process

Multi-Unit Pricing

The posdnl batch program is impacted if you are using multi-unit pricing. Some companies have several items within their product assortment where different retail prices are offered to a customer depending on the unit of measure purchased. For example an item can be sold in eaches, packs or in mass. For example:

- Rebar iron – purchased as a ton and sold either as an each, a bundle or a ton
- Carpet – purchased as a roll and sold by the square meter with a cost per meter
- Chain – purchased as a spool and sold by the length with a cost per meter
- Wire – purchased as a spool and sold by the length with a cost per meter
- Nails – purchased by weight and sold by the box (kg) or individual piece
- Screws – purchased by weight and sold by the box (kg) or individual piece

When item creation and its notional orderable/sellable pack are complete in RMS, these details are sent to the POS system and to all downstream applications. In the POS system, the sellable pack for the component should be associated as a related item with selection criteria as optional to the regular item. This enables the user to select which item to select

from the list at the time of selling. Similarly, when items are received in SIM the orderable pack inventory is stored at the component level but for sellable packs it is stored at the pack level. This sellable pack inventory should be stored in the component level for this notional pack.

Batch Design Summary

The following batch designs are included in this functional area:

- POSCDNLD.PC (Point of Sale Configuration Download)
- POSDNLD.PC (Point of Sale Download)
- POSGPDL.D.PC (Group Number and Department Number Download to POS)
- POSREFRESH.PC (POS Item/Location Refresh)

poscdnld (Point Of Sale Configuration Download)

Functional Area

Point of sale configuration

Module Affected

POSCDNLD.PC

Design Overview

This program handles the download of all 'POS configurations' from the RMS database to a flat file for loading into a POS/back office application. The program utilizes a series of table statuses to identify delta records to send down on a nightly basis, thus keeping interface volume down.

Scheduling Constraints

Schedule Information	Description
Processing Cycle	Phase 4
Scheduling Considerations	This program should be run directly after POSDNLD.PC.
Pre-Processing	N/A
Post-Processing	poscdnld_post() – set status back to NULL
Threading Scheme	Single Thread

Restart/Recovery

The logic unit of work is pos configuration type and pos configuration ID. The commit_max_ctr field should be set to prevent excessive rollback space usage, and to reduce the overhead of file I/O. The recommended commit counter setting is 1000 records (subject to change based on implementation).

Locking Strategy

N/A

Security Considerations

N/A

Performance Considerations

N/A

Key Tables Affected

Table	Select	Insert	Update	Delete
POS_PAYINOUT_HEAD	Yes	No	No	Yes
POS_TENDER_TYPE_HEAD	Yes	No	No	Yes
POS_BUTTON_HEAD	Yes	No	No	Yes
POS_SUP_PAY_CRITERIA	Yes	No	No	Yes
POS_PROD_REST_HEAD	Yes	No	No	Yes
POS_COUPON_HEAD	Yes	No	No	Yes
POS_MONEY_ORD_HEAD	Yes	No	No	Yes
POS_CONFIG_ITEMS	No	No	No	Yes
POS_STORE	No	No	No	Yes
POS_DAY_TIME_DATE	No	No	No	Yes
SA_CC_VAL	No	No	No	Yes
POS_ITEM_BUTTON	No	No	No	Yes
POS_BUTTON_DETAIL	No	No	No	Yes

I/O Specification

This section includes all files layouts input and output.

Output File Layout

Record Name	Field Name	Field Type	Default Value	Description
FHEAD	Record Type	Char(5)	'FHEAD'	Record Identifier
	Line id	Number(10)	0000000001	Sequential Line Identifier
	File Name	Char(4)	'POSC'	File Identifier
	File Date	Char(14)		Date the file was created in 'YYYYMMDD HHMMSS' format
TCOU	Record Type	Char(5)	'TCOUP'	Record Identifier
	Line id	Number(10)		Sequential Line Identifier
	Coupon id	Number(6)		
	Coupon Desc	Char(250)		
	Currency Code	Char2(3)		
	Max Discount Amount	Number(20,4)		
	Amount	Number(20,4)		

Record Name	Field Name	Field Type	Default Value	Description
	Percent Ind	Char(1)	'N' - Amount 'Y' - Percentage	
	Profit Center	Char(6)		
	Tax Class	Char(6)		
	Export Code	Char(6)		
	Effective Date	Char(14)		Date the file was created in 'YYYYMMDD HHMMSS' format
	Expiration Date	Char(14)		Date the file would expire in the 'YYYYMMDD HHMMSS' format
	Prompted Ind	Char(1)	'Y', 'N'	This indicator identifies if the cashier should be prompted to ask for a Coupon.
	Display Ind	Char(1)	'Y', 'N'	This indicator specifies whether the coupon is displayed in the list of valid coupons on the register.
	Status	Char(1)	'A','C','D'	Indicates if the POS configuration is new, is changed, or being deleted.
	Vendor	Number(10)		
	Vendor Type	Char(6)	'AG' - Agent 'AP' - Applicant 'BK' - Bank 'BR' - Broker 'CN' - Coconsignee 'CO' - Consolidator 'FA' - Factory 'FF' - Freight Forwarder 'IM' - Importer 'SU' - Supplier	
	Promotion	Number(10)		
	Coupon Barcode	Char(20)		
	Coupon Max Qty	Number(6)		
TPRES	Record Type	Char(5)	'TPRES'	Record Identifier
	Line id	Number(10)		Sequential Line Identifier
	POS Product Restriction id	Number(6)		

Record Name	Field Name	Field Type	Default Value	Description
	POS Product Restriction Desc	Char(120)		
	POS Product Restriction Type	Char(6)	'PPRT' include: 'STMP' - Food Stamp 'MNAG' - Minimum Age 'CNDP' -Container Deposit 'CNVL' - Container Redemption Value 'DTDR' - Day/Time/Date Restriction 'TENT' - Tender Type 'NDSC' - Non-Discountable 'RTRN' - Returnable 'QLMT' - Quantity Limit	
	Effective Date	Char(14)		Date the file was created in 'YYYYMMDD HHMMSS' format
	Currency Code	Char(3)		
	Product Restriction Amount	Number(20,4)		
	Age Minimum	Number(2)		
	Date Restriction	Char(14)		Date the file was created in 'YYYYMMDD HHMMSS' format
	Before Time Restriction	Char(6)		
	After Time Restriction	Char(6)		
	Day Restriction	Char(6)		
	Max Qty Amount	Number(12,4)		

Record Name	Field Name	Field Type	Default Value	Description
	Tender Type Group	Char(6)	'CASH' - Cash, 'CHECK' - Check, 'CCARD' - Credit, 'COUPON' - Coupon, 'LOTTRY' - Lottery, 'FSTAMP' - Food Stamp, 'DCARD' - Debit Card, 'MORDER' - Money Order 'VOUCH' - Voucher 'ERR' - Error, 'SOCASS' - Social Assistance, 'TERM' - Termination Record, 'DRIVEO' - Drive Off, 'EBS' - Electronic Benefits (Food Stamps)	
	Status	Char(1)	'A','C','D'	Indicates if the POS configuration is new, is changed, or being deleted.
TMORD	Record Type	Char(5)	'TMORD'	Record Identifier
	Line id	Number(10)		Sequential Line Identifier
	Money Order id	Number(6)		
	Money Order Desc	Char(120)		
	Currency Code	Char(3)		
	Fee	Number (20,4)		
	Max Face Value	Number (20,4)		
	Max Sale Amount	Number (20,4)		
	Tax Class	Char (6)		
	Cash Only Ind	Char (1)	'Y', 'N'	The CASH_ONLY field identifies whether cash is the only method that can be used to purchase the Money Order

Record Name	Field Name	Field Type	Default Value	Description
	Serial Input Ind	Char (1)	'Y', 'N'	The SERIAL_INPUT_IND field specifies whether or not a serial input is associated with the Money Order.
	Pack Size	Number (6)		
	Refund Fee Ind	Char (1)	'Y', 'N'	The REFUND_FEE_IND field specifies whether or not the Money Order Fee can be refunded.
	Expiration Date	Char(14)		Date the file was created in 'YYYYMMDD HHMMSS' format
	Effective Date	Char(14)		Date the file was created in 'YYYYMMDD HHMMSS' format
	Status	Char(1)	'A','C','D'	Indicates if the POS configuration is new, is changed, or being deleted.
TTTTYP	Record Type	Char(5)	'TTTTYP'	Record Identifier
	Line id	Number(10)		Sequential Line Identifier
	Tender Type id	Char(6)		
	Tender Type Desc	Char (120)		
	Tender Type Group	Char (6)	'CASH' - Cash, 'CHECK' - Check, 'CCARD' - Credit, 'COUPON' - Coupon, 'LOTTRY' - Lottery, 'FSTAMP' - Food Stamp, 'DCARD' - Debit Card, 'VOUCH' - Voucher, 'MORDER' - Money Order, 'ERR' - Error	
	Effective Date	Char(14)		Date the file was created in 'YYYYMMDD HHMMSS' format
	Currency Code	Char(3)		
	Preset Amount	Number(20,4)		

Record Name	Field Name	Field Type	Default Value	Description
	Authorize Minimum	Number(20,4)		
	Open Drawer Ind	Char (1)		
	Exact Change Ind	Char (1)		
	Accumulate Cash Intake Ind	Char (1)		
	Next Dollar Ind	Char (1)		
	Deposit in Bank Ind	Char (1)		
	Deposit Override Ind	Char (1)		
	Automatic Deposit Ind	Char (1)		
	Pay In Deposit Ind	Char (1)		
	Ask For Invoice Ind	Char (1)		
	Imprint Ind	Char (1)		
	Imprint Tender Type	Char (20)		
	Show in Breakdown Ind	Char (1)		
	Display Ind	Char (1)		
	Discrepancy Display Type	Char (6)		
	Processor Type	Char (6)		
	Export Code	Char(6)		
	Profit Center	Char(6)		
	Phone Authorization Type	Char(6)		
	Status	Char(1)	'A','C','D'	Indicates if the POS configuration is new, is changed, or being deleted.
TBTTN	Record Type	Char(5)	'TBTTN'	Record Identifier
	Line id	Number(10)		Sequential Line Identifier

Record Name	Field Name	Field Type	Default Value	Description
	Button configuration id	Number (6)		Left-Justified Identifier
	Button Config Desc	Char(120)		
	Button id	Number (6)		
	Button Desc	Char (120)		
	Layer Number	Number (1)		
	Sequence Number	Number (4)		Left-Justified Identifier
	Button Type	Char(6)		Valid Values include: U = Multi Selection S = Single Selection I = Single Item M = Major Category N = Minor Category X = No Button P = Programmable
	Effective Date	Char(14)		
	Text Color	Char (6)		
	Background Color	Number (6)		
	Department	Char(4)		
	Text	Char (10)		
	Parent Button id	Char(6)		
	Status	Char(1)	'A','C','D'	Indicates if the POS configuration is new, is changed, or being deleted.
TPYIO	Record Type	Char(5)	'TPYIO'	Record Identifier
	Line id	Number(10)		Sequential Line Identifier
	Pay In Out id	Number(6)		
	Pay In Out Desc	Char(120)		
	Pay In Out Type	Char(1)	'I' – Pay In 'O' – Pay Out	Indicates whether the Pay In/Out type is a Pay In or a Pay Out.
	Profit Center	Char(6)		
	Export Code	Char(6)		
	Tax Chart Code	Char(6)		

Record Name	Field Name	Field Type	Default Value	Description
	Invoice Link	Char(1)	'Y', 'N'	Indicates whether or not an invoice should be linked with this Pay In/Out type.
	Display Ind	Char(1)	'Y', 'N'	Indicates whether the Pay In/Out configuration is displayed as a valid option in the register.
	Effective Date	Char(14)		Date the file was created in 'YYYYMMDD HHMMSS' format
	Status	Char(1)	'A','C','D'	Indicates if the POS configuration is new, is changed, or being deleted.
TSPAY	Record Type	Char(5)	'TSPAY'	Record Identifier
	Line id	Number(10)		Sequential Line Identifier
	Supplier	Number(10)		
	Pay Type	Char(6)		Valid Values include: CASH = Cash MP = Money Order INVC = Invoice
	Supplier Payment Type id	Number(6)		
	Effective Date	Char(14)		Date the file was created in 'YYYYMMDD HHMMSS' format
	Status	Char(1)	'A','C','D'	Indicates if the POS configuration is new, is changed, or being deleted.
TSTOR	Record Type	Char(5)	'TSTOR'	Record Identifier
	Line id	Number(10)		Sequential Line Identifier
	Store	Number(10)		Left-Justified Store Identifier
	Status	Char(1)	'A' – Add 'D' – Delete 'C' - Change	Indicates to the POS if the POS configuration must be added or deleted or changed.
TITEM	Record Type	Char(5)	'TITEM'	Record Identifier
	Line id	Number(10)		Sequential Line Identifier
	Item	Char(25)		Left-Justified Item Identifier
	Status	Char(1)	'A' – Add 'D' – Delete 'C' – Change	Indicates the item's status at the POS. Overlays of items as a result of a change to the merch criteria has a 'C' status.

Record Name	Field Name	Field Type	Default Value	Description
	Button id	Number(6)	id	Indicates the identification number of the button.

posdnld (Point Of Sale Download)

Functional Area

Point of Sale Download

Module Affected

POSDNLD.PC

Design Overview

The POSDNLD program is used to download pos_mods records created in the RMS to the store Point-of-Sale (POS) systems. All item-level or item/location-level changes are sent to the POS via POSDNLD, including new item locations, department-class-subclass changes, and item location traits. The output file of this program contains all records for all stores in a given run.

Scheduling Constraints

Schedule Information	Description
Processing Cycle	Ad hoc
Scheduling Considerations	This program is run towards the end of the batch run when all pos_mods records have been created for the transaction day.
Pre-Processing	N/A
Post-Processing	prepost.pc - posdnld_post() – records in POS_MODS are truncated.
Threading Scheme	Threaded by store

Restart/Recovery

The logical unit of work for this program is set at the store/item level. Threading is done by store using the v_restart_store view to thread properly.

Both table and file restart/recovery must be used. The commit_max_ctr field should be set to prevent excessive rollback space usage, and to reduce the overhead of file I/O. The recommended commit counter setting is 10000 records (subject to change based on implementation).

Locking Strategy

N/A

Security Considerations

Price changes for all stores are stored in a UNIX file with the processes default permissions (umask). Care should be exercised so that this file cannot be tampered with.

Performance Considerations

N/A

Key Tables Affected

Table	Select	Insert	Update	Delete
POS_MODS	Yes	No	No	No
ITEM_MASTER	Yes	No	No	No
ITEM_LOC	Yes	No	No	No
V_RESTART_STORE	Yes	No	No	No
POS_CONFIG_ITEMS	Yes	Yes	No	Yes
POS_COUPON_HEAD	Yes	No	Yes	No
POS_PROD_REST_HEAD	Yes	No	Yes	No
POS_MERCH_CRITERIA	Yes	No	No	No
POS_STORE	Yes	No	No	No

I/O Specification

Output flat file specification

When the data is sent to the POS via POSDNL.D.PC, the regular/clearance price indicator is included in the download file shown below.

All input comes from the POS_MODS table. All columns of this table can be NULL with the exception of tran_type and store. Most columns should default to blank (spaces) with the exception of:

- new_price, new_multi_units, new_multi_units_retail, proportional_tare_pct and fixed_tare_value. These should default to zero (0).
- start_date, start_time and end_time. These should default to period.vdate + 1.

The output filename is not fixed; the output filename is determined by a runtime parameter.

Record Name	Field Name	Field Type	Default Value	Description
File Header	File Type Record Descriptor	Char(5)	FHEAD	Identifies file record type.
	File Line Identifier	Number ID(10)	0000000001	ID of current line being created for output file.
	File Type Definition	Char(4)	POSD	Identifies file as 'POS Download'.
	File Create Date	Char(8)		Vdate, formatted to 'YYYYMMDD'.
File Detail	File Type Record Descriptor	Char(5)	FDETL	Identifies file record type.

Record Name	Field Name	Field Type	Default Value	Description
	File Line Identifier	Number ID(10)	Sequential number. Created by program.	ID of current line being created for output file.
	Location Number	Number (10)	Store	Contains the store location that has been affected by the transaction.
	Update Type	Char(1)	Update type. Created by program.	Code used for retailer specific POS system. 1 - Transaction Types 1 & 2. 2 - Transaction Types 10 thru 18, 31 and 32, 50 thru 57, 59 thru 64. 3 - Transaction Types 21 & 22 4 - Transaction Types 25 & 26 0 - All other Transaction Types. These should never exist.
	Start Date	Char(8)	Start_date or vdate + 1 if NULL.	The effective date for the action determined by the transaction type of the record. Formatted to 'YYYYMMDD'.
	Time	Char(6)	Start_time, End_time or start_date.	This field is used in conjunction with starting a promotion (Transaction Type = 31). Start time indicates the time of day that the promotion is scheduled to start. This field is also used in conjunction with ending a promotion (Transaction Type = 32). Any other Transaction Type uses the time from the start_date column. Formatted to 'HH24MISS'.

Record Name	Field Name	Field Type	Default Value	Description
	Transaction Type	Number(2)	Tran_type	<p>Indicates the type of transaction to determine what Oracle Retail action is being sent down to the stores from the Oracle Retail POS_MODS table.</p> <p>Valid values include:</p> <p>01 - Add new transaction level item</p> <p>02 - Add new lower than transaction level item</p> <p>10 - Change Short Description of existing item</p> <p>12 - Change Description of an existing item</p> <p>13 - Change Department/Class/Subclass of an existing item</p> <p>20 - Change in VAT rate</p> <p>21 - Delete existing transaction level item</p> <p>22 - Delete existing lower than transaction level item</p> <p>25 - Change item's status</p> <p>26 - Change item's taxable indicator</p> <p>50 - Change item's launch date</p> <p>51 - Change item's quantity key options</p> <p>52 - Change item's manual price entry options</p> <p>53 - Change item's deposit code</p> <p>54 - Change item's food stamp indicator</p> <p>55 - Change item's WIC indicator</p> <p>56 - Change item's proportional tare percent</p> <p>57 - Change item's fixed tare value</p> <p>58 - Change item's rewards eligible indicator</p> <p>59- Change item's electronic marketing clubs</p> <p>60 - Change item's return policy</p> <p>61 - Change item's stop sale indicator</p> <p>62 - Change item's returnable indicator</p> <p>63 - Change item's refundable indicator</p> <p>64 - Change item's back order indicator</p> <p>65 - Change items deposit linked item</p>
	Item Number ID	Char(25)	Item	This field identifies the unique alphanumeric value for the transaction level item. The ID number of an item from the Retail ITEM_MASTER table.
	Item Number Type	Char(6)	Item_number_type	This field identifies the type of the item number ID.

Record Name	Field Name	Field Type	Default Value	Description
	Format ID	Char(1)	Format_id	This field identifies the type of format used if the item_number_type is 'VPLU'.
	Prefix	Number(2)	Prefix	This field identifies the prefix used if the item_number_type is 'VPLU'. In case of single digit prefix, the field is right-justified with blank padding.
	Reference Item	Char(25)	Ref_item	This field identifies the unique alphanumeric value for an item one level below the transaction level item.
	Reference Item Number Type	Char(6)	Ref_item_number_type	This field identifies the type of the ref item number ID.
	Reference Item Format ID	Char(1)	Ref_format_id	This field identifies the type of format used if the ref item_number_type is 'VPLU'.
	Reference Item Prefix	Number (2)	Ref_prefix	This field identifies the prefix used if the ref item_number_type is 'VPLU'. In case of single digit prefix, the field is right-justified with blank padding.
	Item Short Description	Char(120)	Item_short_desc	Contains the short description associated with the item.
	Item Long Description	Char (250)	Item_long_desc	Contains the long description associated with the item.
	Department ID	Number (4)	Dept	Contains the item's associated department.
	Class ID	Number (4)	Class	Contains the item's associated class.
	Subclass ID	Number (4)	Subclass	Contains the item's associated subclass.
	New Price	Number (20,4)	New_price	Contains the new effective price in the selling unit of measure for an item when the transaction type identifies a change in price. Otherwise, the current retail price is used to populate this field. This field is stored in the local currency.
	New Selling UOM	Char(4)	New_selling_uom	Contains the new selling unit of measure for an item's single-unit retail.
	New Multi Units	Number (12,4)	New_multi_units	Contains the new number of units sold together for multi-unit pricing. This field is only filled when a multi-unit price change is being made.
	New Multi Units Retail	Number (20,4)	New_multi_units_retail	Contains the new price in the selling unit of measure for units sold together for multi-unit pricing. This field is only filled when a multi-unit price change is being made. This field is stored in the local currency.

Record Name	Field Name	Field Type	Default Value	Description
	New Multi Selling UOM	Char(4)	New_multi_selling_uom	Contains the new selling unit of measure for an item's multi-unit retail.
	Status	Char(1)	Status	Populates if tran_type for the item is 1 (new item added) or 25 (change item status) or 26 (change taxable indicator). Contains the current status of the item at the store. Valid values are: A = Active I = Inactive D = Delete C = Discontinued
	Taxable Indicator	Char(1)	Taxable_ind	Populates if tran_type for the item is 1 (new item added) or 25 (change item status) or 26 (change taxable indicator). Indicates whether the item is taxable at the store. Valid values are 'Y' or 'N'.
	Promotion Number	Number (10)	Promotion	This field contains the number of the promotion for which the discount originated. This field, along with the Mix Match Number or Threshold Number is used to isolate a list of items that tie together with discount information.
	Mix Match Number	Number (10)	Mix_match_no	This field contains the number of the mix and match in a promotion for which the discount originated. This field, along with the promotion, is used to isolate a list of items which tie together with the mix and match discount information.
	Mix Match Type	Char(1)	Mix_match_type	This field identifies which types of mix and match record this item belongs to. The item can either be a buy (exists on PROM_MIX_MATCH_BUY) or a get (exists on PROM_MIX_MATCH_GET) item. This field is only populated when the MIX_MATCH_NO is populated. Valid values are: B - Buy G - Get
	Threshold Number	Number (10)	Threshold_no	This field contains the number of the threshold in a promotion for which the discount originated. This field, along with the promotion, is used to isolate a list of items that tie together with discount information.
	Launch Date	Char(8)	Launch_date	Date that the item should first be sold at this location, formatted to 'YYYYMMDD'.

Record Name	Field Name	Field Type	Default Value	Description
	Quantity Key Options	Char(6)	Qty_key_options	Determines whether the price can/should be entered manually on a POS for this item at the location. Valid values are in the code_type 'RPO'. Current values include 'R - required', 'P - Prohibited'.
	Manual Price Entry	Char(6)	Manual_price_entry	Determines whether the price can/should be entered manually on a POS for this item at the location. Valid values are in the code_type 'RPO'. Current values include 'R - required', 'P - Prohibited', and 'O - Optional'.
	Deposit Code	Char(6)	Deposit_code	Indicates whether a deposit is associated with this item at the location. Valid values are in the code_type 'DEPO'. Additional values may be added or removed as needed. Deposits are not subtracted from the retail of an item uploaded to RMS, etc. This kind of processing is the responsibility of the retailer and should occur before sales are sent to any Oracle Retail application.
	Food Stamp Indicator	Char(1)	Food_stamp_ind	Indicates whether the item is approved for food stamps at the location.
	WIC Indicator	Char(1)	Wic_ind	Indicates whether the item is approved for WIC at the location.
	Proportional Tare Percent	Number (12,4)	Proportional_tare_pct	Holds the value associated of the packaging in items sold by weight at the location. The proportional tare is the proportion of the total weight of a unit of an item that is packaging (for example, if the tare item is bulk candy, this is the proportional of the total weight of one piece of candy that is the candy wrapper). The only processing RMS does involving the proportional tare percent is downloading it to the POS.
	Fixed Tare Value	Number (12,4)	Fixed_tare_value	Holds the value associated of the packaging in items sold by weight at the location. Fixed tare is the tare of the packaging used to (for example, if the tare item is bulk candy, this is weight of the bag and twist tie). The only processing RMS does involving the fixed tare value is downloading it to the POS. Fixed tare is not subtracted from items sold by weight when sales are uploaded to RMS, and so on. This kind of processing is the responsibility of the retailer and should occur before sales are sent to any Oracle Retail application.

Record Name	Field Name	Field Type	Default Value	Description
	Fixed Tare UOM	Char(4)	Fixed_tare_uom	Holds the unit of measure value associated with the tare value. The only processing RMS does involving the proportional tare value and unit of measure (UOM) is downloading it to the POS. This kind of processing is the responsibility of the retailer and should occur before sales are sent to any Oracle Retail application.
	Reward Eligible Indicator	Char(1)	Reward_eligible_ind	Holds whether the item is legally valid for various types of bonus point/award programs at the location.
	Elective Marketing Clubs	Char(6)	Elect_mtk_clubs	Holds the code that represents the marketing clubs to which the item belongs at the location. Valid values can belong to the code_type 'MTKC'. Additional values can be added or removed from the code type as needed
	Return Policy	Char(6)	Return_pocily	Holds the return policy for the item at the location. Valid values for this field belong to the code_type 'RETP'.
	Stop Sale Indicator	Char(1)	Stop_sale_ind	Indicates that sale of the item should be stopped immediately at the location (for example, in case of recall, and so on).
	Returnable Indicator	Char(1)	Returnable_ind	Indicates that the item is returnable at the location when equal to 'Y'es. Indicates that the item is not returnable at the location when equal to 'N'o.
	Refundable Indicator	Char(1)	Refundable_ind	Indicates that the item is refundable at the location when equal to 'Y'es. Indicates that the item is not refundable at the location when equal to 'N'o.
	Back Order Indicator	Char(1)	Back_order_ind	Indicates that the item is back orderable at the location when equal to 'Y'. Indicates that the item is not back orderable when equal to 'N'o.
	Vat Code	Char(6)		Indicates the VAT code used with this item.
	Vat Rate	Number (20,10)		Indicates the VAT rate associated with this item and VAT code.
	Class Vat Indicator	Char(1)		Indicates whether or not the class VAT indicator is on or off for the class that this item exists in.
	Promotion Item Type	Char(1)	Prom_item_type	Indicates the type of items where the promotion should apply. Valid values for this field belong to the code_type 'PREM.'
	CATCH_WEI GHT_IND	Char(1)		Indicator whether or not an item is a catch weight item

Record Name	Field Name	Field Type	Default Value	Description
	SALE_TYPE	CHAR(6)		Set-up of the item at the time of sale. Valid values are: V – variable weight each L – loose weight
	CONTAINER_ITEM	CHAR(25)		Linked container item number for a contents item
File Trailer	File Type Record Descriptor	Char(5)	FTAIL	Identifies file record type
	Line number	Number(10)		Sequential file line number (total # lines in file)
	Number of transactions	Number(10)		Number of transactions in file

posgpdlld (Group Number and Department Number Download to POS)

Functional Area

POS Configuration

Module Affected

POSGPDL.D.PC

Design Overview

The POSGPDL.D.PC program is used to download the group number and department information to the Point of Sale (POS) system. The retailer uses this information when sale of merchandise is done at department level.

Scheduling Constraints

Schedule Information	Description
Processing Cycle	Phase 4 (Daily)
Scheduling Considerations	Run at the end of a batch cycle, after the program RECLSDLY.PC (reclassify items from one department, class or subclass to other) is complete.
Pre-Processing	N/A
Post-Processing	N/A
Threading Scheme	N/A

Restart/Recovery

The logical unit of work for this program is set at the group number and department level. Threading is not done on this program.

The commit_max_ctr field should be set to prevent excessive rollback space usage, and to reduce the overhead of the file I/O. The recommended commit counter setting is 10 records (subject to change based on implementation).

Locking Strategy

N/A

Security Considerations

N/A

Performance Considerations

The assumption is that the dataset that defines group numbers and departments is small. With this assumption, a full extract of RMS group number and department number occurs during every run of the batch program.

Key Tables Affected

Table	Select	Insert	Update	Delete
DEPS	Yes	No	No	No

I/O Specification**Output File Layout**

The output filename is not fixed; the output filename is determined by a runtime parameter.

Record Name	Field Name	Field Type	Default Value	Description
FHEAD	File head descriptor	Char(5)	FHEAD	Describes file line type
	Line id	Char(10)	0000000001	Sequential file line number
	File Type ID	Char(4)	'PGPD'	File identifier
	Current date	Char(14)		File date in YYYYMMDDHH24MISS format
FDETL	File record descriptor	Char(5)	FDETL	Describes file line type
	Line id	Number (10)		Sequential file line number.
	Group Number	Number (4)		RMS Group Number.
	Department Number	Number (4)		RMS Department number.
FTAIL	File record descriptor	Char(5)	FTAIL	Marks end of file
	Line id	Char(10)		Sequential file line number
	Number of lines	Number(10)		Number of lines in file not counting FHEAD and FTAIL

posrefresh (POS Item/Location Refresh)

Functional Area

Point of Sale Download

Module Affected

POSREFRESH.PC

Design Overview

The POSREFRESH batch program is used to extract Item_Loc data for a given store to a flat file for POS resend. The output file is in the same format as the posdnld output. It contains all records for a given store, in a given run. Data from RMS is limited to the current state of an item/location. It does not maintain the change history for an item/location.

The POSREFRESH batch program accepts a single store ID as an input and extracts all transaction level items and below transaction level items (item level > tran level) ranged to this location. All transaction level items should be extracted to the output file under transaction type '01 – Add new transaction level item'. All below transaction level items should be extracted to the output file under transaction type '02 – Add new lower than transaction level item'.

The extract from RMS will not contain any pricing events. It will only contain the item/location's current retail values from item_loc table.

This is for generic POS download. It is not used to integrate with RPOS (360 store system).

Scheduling Constraints

Schedule Information	Description
Processing Cycle	Ad Hoc
Scheduling Considerations	This program is run anytime during the business day to capture a snapshot of the created item/location records that will be sent to the POS.
Pre-Processing	N/A
Post-Processing	N/A
Threading Scheme	N/A (Single Threaded)

Restart/Recovery

N/A

Locking Strategy

N/A

Security Considerations

N/A

Performance Considerations

N/A

Key Tables Affected

Table	Select	Insert	Update	Delete
ITEM_MASTER	Yes	No	No	No
ITEM_LOC	Yes	No	No	No
VAT_ITEM	Yes	No	No	No
CLASS	Yes	No	No	No
ITEM_LOC_TRAITS	Yes	No	No	No
STORE	Yes	No	No	No

I/O Specification

This section includes all files layouts input and output.

Input Specifications

All input comes from the ITEM_MASTER, ITEM_LOC, VAT_ITEM, CLASS and ITEM_LOC_TRAITS tables combined.

Output File Layout

Record Name	Field Name	Field Type	Default Value	Description
FHEAD	File type record descriptor	Char(5)	FHEAD	Identifies file record type.
	File line identifier	Char(10)	0000000001	ID of current line being created for output file.
	File type definition	Char(4)	POSR	Identified file as 'POS Refresh'
	File create date	Char(8)		File date in YYYYMMDD format
FDETL	File type record descriptor	Char(5)	FDETL	Identifies file record type
	File line identifier	Char(10)		ID of current line being created for output file.
	Location Number	Number(10)		Contains the store location that has been affected by the transaction. Passed as an input parameter.
	Update Type	Char(1)	1	Code used for retailer specific POS system. 1 - Transaction Types 1 & 2.
	Start Date	Char(8)	Vdate	The effective date for the action determined by the transaction type of the record. Formatted to 'YYYYMMDD'.
	Time	Char(6)	Blank	Always NULL

Record Name	Field Name	Field Type	Default Value	Description
	Transaction Type	Number(2)	Tran_type 1 or 2	Indicates the type of transaction to determine what Oracle Retail action is being sent down to the stores from the Oracle Retail POS_MODS table. Valid values include: 01 - Add new transaction level item 02 - Add new lower than transaction level item
	Item Number ID	Char(25)	Item	This field identifies the unique alphanumeric value for the transaction level item. The ID number of an item from the Retail ITEM_MASTER table.
	Item Number Type	Char(6)	Item_number_type	This field identifies the type of the item number ID.
	Format ID	Char(1)	Format_id	This field identifies the type of format used if the item_number_type is 'VPLU'.
	Prefix	Number(2)	Prefix	This field identifies the prefix used if the item_number_type is 'VPLU'. In case of single digit prefix, the field will be left-justified with blank padding.
	Reference Item	Char(25)	Ref_item	This field identifies the unique alphanumeric value for an item one level below the transaction level item. Item_master. item_number_type for below transaction level item (for tran type 02 only)
	Reference Item Number Type	Char(6)	Ref_item_number_type	This field identifies the type of the ref item number ID. Item_master.item_number_type for below transaction level item (for tran type 02 only)
	Reference Item Format ID	Char(1)	Ref_format_id	This field identifies the type of format used if the ref item_number_type is 'VPLU'. Item_master.prefix for below transaction level item (for tran type 02 only)

Record Name	Field Name	Field Type	Default Value	Description
	Reference Item Prefix	Number (2)	Ref_prefix	This field identifies the prefix used if the ref item_number_type is 'VPLU'. In case of single digit prefix, the field will be left-justified with blank padding. Item_master.prefix for below transaction level item (for tran type 02 only)
	Item Short Description	Char(120)	Item_short_desc	Contains the short description associated with the item.
	Item Long Description	Char (250)	Item_long_desc	Contains the long description associated with the item.
	Department ID	Number (4)	Dept	Contains the item's associated department.
	Class ID	Number (4)	Class	Contains the item's associated class.
	Subclass ID	Number (4)	Subclass	Contains the item's associated subclass.
	New Price	Number (20,4)	New_price	Contains the current retail price*10000. This field is stored in the local currency.
	New Selling UOM	Char(4)	New_selling_uom	Contains the current selling unit of measure for an item's single-unit retail.
	New Multi Units	Number (12,4)	New_multi_units	Contains the current number of units*10000 sold together for multi-unit pricing. This field is only filled when a multi-unit price change is being made.
	New Multi Units Retail	Number (20,4)	New_multi_units_retail	Contains the current price*10000 in the selling unit of measure for units sold together for multi-unit pricing. This field is only filled when a multi-unit price change is being made. This field is stored in the local currency.
	New Multi Selling UOM	Char(4)	New_multi_selling_uom	Contains the current selling unit of measure for an item's multi-unit retail.
	Status	Char(1)	Status	Always 'A' because only 'A'ctive Item/Locs are extracted.]
	Taxable Indicator	Char(1)	Taxable_ind	Indicates whether the item is taxable at the store. Valid values are 'Y' or 'N'.
	Promotion Number	Number (10)	Null	Always NULL.

Record Name	Field Name	Field Type	Default Value	Description
	Launch Date	Char(8)	Launch_date	Date that the item should first be sold at this location, formatted to 'YYYYMMDD'.
	Quantity Key Options	Char(6)	Qty_key_options	Determines whether the price can/should be entered manually on a POS for this item at the location. Valid values are in the code_type 'RPO'. Current values include 'R - required', 'P - Prohibited'.
	Manual Price Entry	Char(6)	Manual_price_entry	Determines whether the price can/should be entered manually on a POS for this item at the location. Valid values are in the code_type 'RPO'. Current values include 'R - required', 'P - Prohibited', and 'O - Optional'.
	Deposit Code	Char(6)	Deposit_code	Indicates whether a deposit is associated with this item at the location. Valid values are in the code_type 'DEPO'. Additional values may be added or removed as needed. Deposits are not subtracted from the retail of an item uploaded to RMS, etc. This kind of processing is the responsibility of the client and should occur before sales are sent to any Retek application.
	Food Stamp Indicator	Char(1)	Food_stamp_ind	Indicates whether the item is approved for food stamps at the location.
	WIC Indicator	Char(1)	Wic_ind	Indicates whether the item is approved for WIC at the location.
	Proportional Tare Percent	Number(12,4)	Proportional_tare_pct	Holds the value associated of the packaging in items sold by weight at the location. The proportional tare is the proportion of the total weight of a unit of an item that is packaging (i.e. if the tare item is bulk candy, this is the proportional of the total weight of one piece of candy that is the candy wrapper). The only processing RMS does involving the proportional tare percent is downloading it to the POS.

Record Name	Field Name	Field Type	Default Value	Description
	Fixed Tare Value	Number(12,4)	Fixed_tare_value	Holds the value associated of the packaging in items sold by weight at the location. Fixed tare is the tare of the packaging used to (i.e. if the tare item is bulk candy, this is weight of the bag and twist tie). The only processing RMS does involving the fixed tare value is downloading it to the POS. Fixed tare is not subtracted from items sold by weight when sales are uploaded to RMS, etc. This kind of processing is the responsibility of the client and should occur before sales are sent to any Retek application.
	Fixed Tare UOM	Char(4)	Fixed_tare_uom	Holds the unit of measure value associated with the tare value. The only processing RMS does involving the proportional tare value and UOM is downloading it to the POS. This kind of processing is the responsibility of the client and should occur before sales are sent to any Retek application.
	Reward Eligible Indicator	Char(1)	Reward_eligible_ind	Holds whether the item is legally valid for various types of bonus point/award programs at the location.
	Elective Marketing Clubs	Char(6)	Elect_mtk_clubs	Holds the code that represents the marketing clubs to which the item belongs at the location. Valid values can belong to the code_type 'MTKC'. Additional values can be added or removed from the code type as needed
	Return Policy	Char(6)	Return_pocily	Holds the return policy for the item at the location. Valid values for this field belong to the code_type 'RETP'.
	Stop Sale Indicator	Char(1)	Stop_sale_ind	Indicates that sale of the item should be stopped immediately at the location (i.e. in case of recall etc).
	Returnable Indicator	Char(1)	Returnable_ind	Indicates that the item is returnable at the location when equal to 'Y'es. Indicates that the item is not returnable at the location when equal to 'N'o.

Record Name	Field Name	Field Type	Default Value	Description
	Refundable Indicator	Char(1)	Refundable_ind	Indicates that the item is refundable at the location when equal to 'Y'es. Indicates that the item is not refundable at the location when equal to 'N'o.
	Back Order Indicator	Char(1)	Back_order_ind	Indicates that the item is back orderable at the location when equal to 'Y'. Indicates that the item is not back orderable when equal to 'N'o.
	Vat Code	Char(6)		Indicates the VAT code used with this item.
	Vat Rate	Number (20,10)		Indicates the VAT rate associated with this item and VAT code.
	Class Vat Indicator	Char(1)		Indicates whether or not the class VAT indicator is on or off for the class that this item exists in.
	Promotion Item Type	Char(1)	Prom_item_type	Indicates the type of items where the promotion should apply. Valid values for this field belong to the code_type 'PREM.'
	Catch Weight Indicator	Char(1)		Indicator whether or not an item is a catch weight item
	Sale Type	CHAR(6)		Set-up of the item at the time of sale. Valid values are: V – variable weight each L – loose weight
	Container Item	CHAR(25)		Linked container item number for a contents item
FTAIL	File type record descriptor	Char(5)	FTAIL	Marks end of file
	File line identifier	Char(10)		Sequential file line number
	Number of lines	Number(10)		Number of lines in file not counting FHEAD and FTAIL

Prepost Batch

Overview

The Prepost batch program helps facilitate the multi-threading capabilities of other batch programs within RMS.

Due to the nature of the threading algorithm, individual programs might need a pre or a post program run to initialize variables or files before any of the threads have run or to update final data once all the threads are run. The decision was made to create pre-programs and post-programs in these cases rather than let the restart/recovery logic decide whether the currently processed thread is the first thread to start or the last thread to end for a given program.

Multiple Sets of Books

The prepost batch program is impacted if you are using multiple sets of books. While a retailer likely will not notice a difference in terms of executing the batch, being aware of this interaction may help diagnose a problem if a batch fails to process. For additional information on multiple sets of books, see the Stock Ledger Batch chapter.

Wholesale and Franchise

The prepost batch program is impacted if you are using wholesale and franchise functionality. While a retailer likely will not notice a difference in terms of executing the batch, being aware of this interaction may help diagnose a problem if a batch fails to process. For additional information on wholesale and franchise, see the Wholesale/Franchise Batch chapter.

Promotion Pricing

The prepost batch program is impacted if you are using promotion pricing.

RPM and RMS provide functionality to support customer segment promotions. The promotion structure provides an option to select a customer segment when they are selecting the promotion component, to create customer segment promotion component. RMS stores the customer type groups and customer ids as a foundation data. RPM accesses customer information (Customer Type, Customer Type Id) from RMS.

Multiple Deliveries/Multiple Suppliers

The prepost batch program is impacted if you are using Multiple Deliveries/Multiple Suppliers.

RMS provides retailers the option of creating store orders for items with multiple delivery instructions per day for the same item. RMS provides this multiple deliveries per day support by generating multiple purchase orders and/or transfers based on need day and delivery slot.

Since the replenishment batch can be run during the day time, it is necessary to lock the important transaction tables. The following tables are locked for the intraday replenishment:

- TSF_DETAIL
- ITEM_LOC_SOH
- ORD_IMV_MGMT
- CONTRACT_DETAIL
- CONTRACT_HEAD
- DEAL_HEAD
- ALLOC_CHRG
- ALLOC_HEADER
- ALLOC_DETAIL
- ORDLOC
- ORDLOC_REV
- ORDLOC_WKSHT
- ORDLOC_EXP
- ORDCUST
- ORDHEAD_REV
- ORDSKU
- REQ_DOC
- TIMELINE
- ORDLC
- DEAL_ITEMLOC_DIV_GRP
- DEAL_ITEMLOC_DCS
- DEAL_ITEMLOC_ITEM
- DEAL_ITEMLOC_PARENT_DIFF
- DEAL_THRESHOLD
- DEAL_DETAIL
- DEAL_QUEUE
- DEAL_CALC_QUEUE
- REV_ORDERS

Cost Component – Mass Maintenance

The prepost batch program is impacted when using cost component – mass maintenance. Cost component rates and values change frequently (e.g. freight) and require updating of the Cost Component parameters in RMS. RMS allows the user to choose to update the component on the related entities when updating a cost component (expenses, upcharges and assessments), to allow an effective date to be specified with the rate change, and to automatically process the cost component changes to the related entities.

Batch Design Summary

The following batch design is included in this functional area:

- PREPOST.PC (Pre/Post)

prepost (Pre/Post)

Functional Area

Pre/Post Functionality

Module Affected

PREPOST.PC

Design Overview

The pre/post module facilitates multi-threading by allowing general system administration functions (such as table deletions or mass updates) to be completed after all threads of a particular program have been processed.

This program will take three parameters: username/password to log on to Oracle, a program before or after which this script must run and an indicator telling whether the script is a pre or post function. It will act as a shell script for running all pre-program and post-program updates and purges (the logic was removed from the programs themselves to enable multi-threading and restart/recovery).

Scheduling Constraints

Schedule Information	Description
Processing Cycle	All phases (daily)
Scheduling Considerations	N/A
Pre-Processing	N/A
Post-Processing	N/A
Threading Scheme	N/A

Restart/Recovery

N/A

Locking Strategy

N/A

Security Considerations

N/A

Performance Considerations

N/A

Key Tables Affected

Table	Select	Insert	Update	Index	Delete	Truncate	Trigger	Refresh
ALL_CONSTRAINTS	Y	N	N	N	N	N	N	N
ALL_IND_PARTITIONS	Y	N	N	N	N	N	N	N
ALL_POLICIES	Y	N	N	N	N	N	N	N
ALLOC_DETAIL	Y	N	N	N	N	N	Y	N
ALLOC_HEADER	Y	N	N	N	N	N	Y	N
CLASS	Y	N	N	N	N	N	N	N
CLASS_SALES_FORECAST	N	N	N	Y	N	Y	N	N
CLASS_SALES_HIST	N	N	N	N	Y	N	N	N
CLASS_SALES_HIST_MONTH	Y	N	N	N	Y	N	N	N
COST_CHANGE_TRIGGER_TEMP	Y	N	N	Y	N	Y	N	N
COST_SUSP_HEAD	N	N	Y	N	N	N	N	N
CUSTOMER_SEGMENT_POS_STG	N	N	N	N	N	Y	N	N
DAILY_DATA	Y	N	N	N	N	N	N	N
DAILY_DATA_TEMP	Y	N	N	N	N	Y	N	N
DBA_INDEXES	Y	N	N	N	N	N	N	N
DBA_TRIGGERS	Y	N	N	N	N	N	N	N
DEALFACT_TEMP	N	Y	N	N	N	N	N	N
DEAL_ACTUALS_FORECAST	Y	N	N	N	N	N	N	N
DEAL_ACTUALS_ITEM_LOC	Y	Y	N	N	N	N	N	N
DEAL_BB_NO_REBATE_TEMP	N	Y	N	N	N	Y	N	N
DEAL_BB_REBATE_PO_TEMP	N	Y	N	N	N	Y	N	N
DEAL_BB_RECEIPT_SALES_TEMP	N	Y	N	N	N	Y	N	N
DEAL_HEAD	Y	N	Y	N	N	N	N	N
DEAL_DETAIL	Y	N	N	N	N	N	N	N

Table	Select	Insert	Update	Index	Delete	Truncate	Trigger	Refresh
DEAL_PERF_TRAN_DATA	Y	N	N	N	N	N	N	N
DEAL_ITEM_LOC_EXPLODE	Y	N	N	N	N	N	N	N
DEAL_TRAN_DATA_TEMP	N	Y	N	N	N	Y	N	N
DEAL_ITEMLOC_ITEM	N	N	Y	N	N	N	N	N
DEAL_ITEMLOC_PARENT_DIFF	N	N	Y	N	N	N	N	N
DEAL_ITEMLOC_DCS	N	N	Y	N	N	N	N	N
DEAL_ITEMLOC_DIV_GRP	N	N	Y	N	N	N	N	N
DEPS	Y	N	N	N	N	N	N	N
DEPT_SALES_FORECAST	N	N	N	Y	N	Y	N	N
DEPT_SALES_HIST	N	N	N	N	Y	N	N	N
DEPT_SALES_HIST_MONTH	Y	N	N	N	Y	N	N	N
DOMAIN_CLASS	N	N	Y	N	N	N	N	N
DOMAIN_DEPT	N	N	Y	N	N	N	N	N
DOMAIN_SUBCLASS	N	N	Y	N	N	N	N	N
EDI_DAILY_SALES	N	N	N	N	Y	N	N	N
EDI_ORD_TEMP	N	N	N	Y	N	Y	N	N
EDI_SUPS_TEMP	N	Y	N	N	N	N	N	N
FIXED_DEAL	Y	N	Y	N	N	N	N	N
FORECAST_REBUILD	N	N	N	Y	N	Y	N	N
GROUPS	Y	N	N	N	N	N	N	N
HIST_REBUILD_MASK	Y	N	N	Y	N	Y	N	N
IB_RESULTS	N	N	Y	N	N	N	N	N
IF_TRAN_DATA	Y	N	N	N	N	N	N	N
INVC_DETAIL	N	N	Y	N	N	N	N	N
INVC_DETAIL_TEMP	Y	N	N	N	N	Y	N	N
INVC_DETAIL_TEMP2	N	N	N	N	N	Y	N	N
INVC_HEAD	N	N	Y	N	N	N	N	N
INVC_HEAD_TEMP	Y	N	N	N	N	Y	N	N
ITEM_FORECAST	N	N	N	Y	N	N	N	N
ITEM_LOC	Y	N	N	N	N	N	N	N
ITEM_LOC_TEMP	N	Y	N	N	N	Y	N	N
ITEM_MASTER	Y	N	N	N	N	N	N	N

Table	Select	Insert	Update	Index	Delete	Truncate	Trigger	Refresh
ITEM_SUPP_COUNTRY	Y	N	N	N	N	N	N	N
ITEM_SUPP_COUNTRY _LOC	Y	N	N	N	N	N	N	N
MC_REJECTIONS	N	N	N	Y	N	Y	N	N
MOD_ORDER_ITEM_H TS	N	N	N	Y	Y	N	N	N
ON_ORDER_TEMP	N	N	N	Y	N	Y	N	N
ORD_MISSED	N	N	N	Y	N	Y	N	N
ORD_TEMP	N	N	N	Y	N	Y	N	N
ORDHEAD	Y	N	N	N	N	N	N	N
ORDLOC	Y	N	N	N	N	N	N	N
ORDSKU	Y	N	N	N	N	N	N	N
OTB	N	N	Y	N	N	N	N	N
OTB_CASCADE_STG	Y	N	N	N	N	Y	N	N
PACKITEM	Y	N	N	N	N	N	N	N
PERIOD	Y	N	N	N	N	N	N	N
POS_BUTTON_HEAD	N	N	Y	N	N	N	N	N
POS_COUPON_HEAD	N	N	Y	N	N	N	N	N
POS_MERCH_CRITERI A	N	N	Y	N	N	N	N	N
POS_MODS	N	Y	N	Y	N	Y	N	N
POS_MONEY_ORD_HE AD	N	N	Y	N	N	N	N	N
POS_PAYINOUT_HEA D	N	N	Y	N	N	N	N	N
POS_PROD_REST_HEA D	N	N	Y	N	N	N	N	N
POS_STORE	N	N	Y	N	N	N	N	N
POS_SUP_PAY_CRITER IA	N	N	Y	N	N	N	N	N
POS_TENDER_TYPE_H EAD	N	N	Y	N	N	N	N	N
RECLASS_HEAD	Y	N	N	N	N	N	N	N
RECLASS_ITEM	Y	N	N	N	N	N	Y	N
REPL_ATTR_UPDATE_ EXCLUDE	Y	Y	N	N	Y	N	N	N
REPL_ATTR_UPDATE_ HEAD	Y	Y	N	N	Y	N	N	N
REPL_ATTR_UPDATE_I TEM	Y	Y	Y	N	Y	N	N	N

Table	Select	Insert	Update	Index	Delete	Truncate	Trigger	Refresh
REPL_ATTR_UPDATE_LO	Y	Y	N	N	Y	N	N	N
REPL_DAY	Y	Y	N	N	N	N	N	N
REPL_ITEM_LOC	Y	Y	N	N	N	N	N	N
REPL_ITEM_LOC_UPDATES	N	Y	N	Y	N	N	N	N
RESTART_CONTROL	Y	N	N	N	N	N	N	N
RMS_SIZE_PROFILE	N	N	N	N	N	Y	N	N
RPL_ALLOC_IN_TMP	N	Y	N	N	N	Y	N	N
RPL_DISTRO_TMP	N	Y	N	N	N	Y	N	N
RTV_HEAD	Y	N	N	N	N	N	N	N
SALWEEK_C_DAILY	N	Y	N	N	N	Y	N	N
SALWEEK_C_WEEK	Y	Y	N	N	N	Y	N	N
SALWEEK_RESTART_DEPT	Y	Y	Y	N	N	Y	N	N
SEC_USER_ZONE_MATRIX	N	N	N	Y	N	Y	N	N
STAGE_COMPLEX_DEAL_DETAIL	N	N	N	N	N	Y	N	N
STAGE_COMPLEX_DEAL_HEAD	N	N	N	N	N	Y	N	N
STAGE_FIXED_DEAL_DETAIL	N	N	N	N	N	Y	N	N
STAGE_FIXED_DEAL_HEAD	N	N	N	N	N	Y	N	N
STAKE_HEAD	Y	N	N	N	N	N	N	N
STAKE_PROD_LOC	Y	N	N	N	N	N	N	N
STAKE_SKU_LOC	Y	N	N	N	N	N	N	N
STORE	Y	N	Y	N	N	N	N	N
STORE_ADD	Y	N	N	N	Y	N	N	N
SUBCLASS_SALES_FORECAST	N	N	N	Y	N	N	N	N
SUBCLASS_SALES_HISTORY	N	N	N	N	Y	N	N	N
SUBCLASS_SALES_HISTORY_MTH	Y	N	N	N	Y	N	N	N
SUPS	Y	N	N	N	N	N	N	N
SUP_DATA	N	N	N	N	Y	N	N	N
SUPS_MIN_FAIL	N	N	N	Y	N	Y	N	N
SYSTEM_OPTIONS	Y	N	N	N	N	N	N	N

Table	Select	Insert	Update	Index	Delete	Truncate	Trigger	Refresh
SYSTEM_VARIABLES	Y	N	Y	N	N	N	N	N
TEMP_TRAN_DATA	Y	N	N	Y	N	Y	N	N
TEMP_TRAN_DATA_SUM	N	Y	N	Y	N	Y	N	N
TIF_EXPLODE	N	N	N	Y	N	Y	N	N
TRAN_DATA	N	Y	N	N	N	N	N	N
TSF_HEAD	N	N	Y	N	N	N	N	N
VAT_CODE_RATES	Y	N	N	N	N	N	N	N
VAT_ITEM	Y	N	N	N	N	N	N	N
VENDINVC_TEMP	N	Y	N	N	N	Y	N	N
WEEK_DATA_TEMP	N	N	N	N	N	Y	N	N
WEEK_DATA	Y	N	N	N	N	N	N	N
WH	Y	N	N	N	N	N	N	N
WH_STORE_ASSIGN	N	N	N	N	Y	N	N	N
MV_LOC_SOB	N	N	N	N	N	N	N	Y
MV_RESTART_STORE_WH	N	N	N	N	N	N	N	Y

I/O Specification

NA

Pricing Interface to Oracle Retail Price Management (RPM)

Overview

The batch program described in this chapter sends the smoothed average item retail data to a staging table (IF_RPM_SMOOTHED_AVG) for the purposes of RPM integration.

Batch Design Summary

The following batch design is included in this functional area:

- RPYMOVAVG (RPM Moving Average)

rpmmovavg (RPM Moving Average)

Functional Area

Pricing

Module Affected

RPYMOVAVG.PC

Design Overview

This batch module takes the number of units sold from the IF_TRAN_DATA table for all items designated for a particular store within a specified store/day, and maintains a smoothed average in the IF_RPM_SMOOTHED_AVG table.

Only the sales, which have a sales type of regular, are included. If the item is on promotion or clearance, then no updating is required. The units under normal sales are considered as unadjusted units and are taken for smoothed average. The threshold percent is maintained at the department level. This percent is compared to the existing smoothed average value and used to limit the upper and lower boundaries for regular sales received. If the unadjusted units amount is outside of the boundaries, then the appropriate boundary amount is substituted and becomes the adjusted units amount. If no threshold percent is defined for the department, it is defaulted to 50%.

Scheduling Constraints

Schedule Information	Description
Processing Cycle	Phase 3 (Daily)
Scheduling Considerations	The program picks the daily sales data from IF_TRAN_DATA table. It should run after SALSTAGE.PC.
Pre-Processing	N/A
Post-Processing	N/A
Threading Scheme	Threaded By STORE number

Restart/Recovery

The logical unit of work for this program is set at store/item level.

Restart ability is implied based on item and store combination. Records are committed to the database when commit_max_ctr defined in the RESTART_CONTROL table is reached.

Locking Strategy

N/A

Security Considerations

N/A

Performance Considerations

N/A

Key Tables Affected

Table	Select	Insert	Update	Delete
ITEM_MASTER	Yes	No	No	No
LOCATION_CLOSED	Yes	No	No	No
IF_TRAN_DATA	Yes	No	No	No
DEPS	Yes	No	No	No
IF_RPM_SMOOTHED_AVG	Yes	Yes	Yes	No

I/O Specification

N/A

Purchase Order Batch

Overview

The batch modules described in this section run internally in RMS primarily for the purpose of maintaining PO data within the system.

Legal Entities

The vrplbld and ordprg batch programs are impacted if you are specifying legal entities. RMS truly reflects an importing process that is typical to a retailer's import business practices.

A global retailer that conducts an importing process within their business typically does so for legal or taxation reasons. For example, a company in Mexico has to comply with a government regulation mandating the need to provide "First Hand Sale" information to the end customer. First hand sale is referred to as any transaction between the direct importer of goods and the end customer. By setting up an importer entity within the company, a company in Mexico is able to comply with the regulation by sourcing the goods through the importer entity before transferring it to the store and warehouse locations.

RMS reflects a retailer's import business practices in the following ways:

- Recognizes an importer or exporter in the system operating in different entities as the retailer's regular retail store or warehouse.
- Allows purchase orders to stores and warehouses to flow through the importer or exporter.
- Handles shipments and receipts at the importer/exporter level.

Harmonized Tariff Schedule (HTS) Assignment

The vrplbld batch program is impacted by Harmonized Tariff Schedule (HTS) Assignment. In some countries, customs charges different duties, taxes, and fees based on the point of entry of goods, which requires the ability to set up the same HTS number with multiple rates. RMS and RTM allow for the set up of multiple rates for a single HTS number based on the point of entry of the goods.

Different countries require different taxes and fees reflected on a Customs Clearance Entry than the entries used in the United States. In the U.S., Harbor Maintenance Fee and Merchandise Process Fees are often found on the customs entry. However, these fees are not applicable, for example, in Mexico. RMS and RTM allow flexibility in the use of different fees on a Customs Clearance Entry.

Batch Design Summary

The following batch designs are included in this functional area:

- GENPREISS.PC (Pre-issued Order Number Generation)
- ORDAUTCL.PC (Purchase Order Auto Close)
- ORDPRG.PC (Purchase Order Purge)
- ORDREV.PC (Purchase Order Information Written to Order History Tables)
- ORDUPD.PC (Retail Price Change on Purchase Orders)
- VRPLBLD.PC (Vendor Replenished Order Build)

genpreiss (Pre-Issued Order Number Generation)

Functional Area

Purchase Orders

Module Affected

GENPREISS.PC

Design Overview

Based on records on the SUPP_PREISSUE table, this batch program reserves order numbers for suppliers that do VMI by placing these pre-generated order numbers on the ORD_PREISSUE table.

Scheduling Constraints

Schedule Information	Description
Processing Cycle	Phase 1 or Ad Hoc
Scheduling Considerations	This module can be run at any stage in the batch cycle. It is independent of other programs. If a custom program is created to download the pre-issued numbers, it needs to be run after GENPREISS.PC.
Pre-Processing	N/A
Post-Processing	N/A
Threading Scheme	Multi-threaded by supplier

Restart/Recovery

The logical unit of work for this program is set at the supplier level, based on a single record from the SUPP_PREISSUE table. It uses v_restart_supplier to achieve restart/recovery.

The changes are posted when the commit_max_ctr value is reached and the value of the counter is subject to change based on implementation. The commit_max_ctr field should be set to prevent excessive rollback space usage, and to reduce the overhead of file I/O.

Locking Strategy

N/A

Security Considerations

N/A

Performance Considerations

N/A

Key Tables Affected

Table	Select	Insert	Update	Delete
SUPP_PREISSUE	Yes	No	Yes	No
ORD_PREISSUE	No	Yes	No	No

I/O Specification

N/A

ordautcl (PO Auto Close)**Functional Area**

Purchase orders

Module Affected

ORDAUTCL.PC

Design Overview

This batch program is used to process POs that need to be deleted or closed that meet certain conditions. The criteria are as mentioned below:

Category 1:

- The order is not in 'Completed' status and was previously approved.
- The number of days between the latest ship date and the current date is greater than the 'Approved PO Close Delay' SYSTEM_OPTIONS setting.
- There are no open shipments for the order.

Category 2:

- The order is not in 'Completed' status and was previously approved.
- A specified amount of time (approved PO close delay in SYSTEM_OPTIONS) after the not after date of the PO has passed.
- A specified amount of time (partially received PO close delay in SYSTEM_OPTIONS) after the not after date has passed.
- A specified amount of time (partially received PO close delay in SYSTEM_OPTIONS) after the expected receipt date (or shipped date if the expected date was not captured) has passed.
- There are no open appointments in the system for the order.

Category 3:

- The order has a status of worksheet or submitted, and the order has never been previously approved.
- The number of days between the current date and the order creation date is greater than the 'Worksheet PO Clean Up Delay' in SYSTEM_OPTIONS.

- The order is a manual order (not created by replenishment).

Retrieved orders are subsequently processed based on their category:

1. Category 1 orders are closed. Closing an order involves adjusting the order quantities, shipment quantities and OTB. Any allocation associated with the order also is closed if it is released 'X' number of days before vdate. The 'X' number of days is defaulted from an external system and set on the RMS codes table for code_type 'DEFT'.
2. For category 2 orders, orders are closed if there are no pending receipts or if the 'Auto Close Partially Received' system indicator is set to 'Y'.
3. Category 3 orders are deleted from the system.

Scheduling Constraints

Schedule Information	Description
Processing Cycle	Ad Hoc
Scheduling Considerations	The program should be run in the final phase of the batch along with the other purging modules.
Pre-Processing	N/A
Post-Processing	N/A
Threading Scheme	N/A

Restart/Recovery

Restart recovery is implicit since the program purges and cancels records in the database one order at a time.

Locking Strategy

N/A

Security Considerations

N/A

Performance Considerations

N/A

Key Tables Affected

Table	Select	Insert	Update	Delete
ORDHEAD	Yes	No	Yes	Yes
SHIPMENT	Yes	No	Yes	No
APPT_HEAD	Yes	No	No	No
APPT_DETAIL	Yes	No	No	No
SHIPSKU	Yes	No	Yes	No
ORDLOC	No	No	Yes	Yes
ALLOC_DETAIL	No	No	Yes	Yes
OBLIGATION_COMP	No	No	No	Yes

Table	Select	Insert	Update	Delete
WO_DETAIL	No	No	No	yes
WO_HEAD	No	No	No	Yes
WO_SKU_LOC	No	No	No	Yes
WO_WIP	No	No	No	Yes
ALLOC_CHRG	No	No	No	Yes
ALLOC_HEADER	No	No	No	Yes
ORDLOC_DISCOUNT	No	No	No	Yes
TIMELINE	No	No	No	Yes
ORDSKU_TEMP	No	No	No	Yes
ORDLOC_TEM	No	No	No	Yes
ALLOC_CHRG_TEMP	No	No	No	Yes
ALLOC_DETAIL_TEMP	No	No	No	Yes
ALLOC_HEADER_TEMP	No	No	No	Yes
ORDLOC_EXP_TEMP	No	No	No	Yes
ORDSKU HTS_ASSESS_TEMP	No	No	No	Yes
ORDSKU HTS_TEMP	No	No	No	Yes
ORDLOC_DISCOUNT_TEMP	No	No	No	Yes
TIMELINE_TEMP	No	No	No	Yes
REQ_DOC_TEMP	No	No	No	Yes
WO_DETAIL_TEMP	No	No	No	Yes
WO_HEAD_TEMP	No	No	No	Yes
ORDLOC_WKSHT	No	No	No	Yes
ORDLOC_REV	No	No	No	Yes
ORDSKU_REV	No	No	No	Yes
ORDSKU	No	No	No	Yes
ORDCUST	No	No	No	Yes
ORDHEAD_REV	No	No	No	Yes
ORDLC	No	No	No	Yes
DEAL_COMP_PROM	No	No	No	Yes
DEAL_ITEMLOC	No	No	No	Yes
DEAL_THRESHOLD	No	No	No	Yes
DEAL_DETAIL	No	No	No	Yes
DEAL_QUEUE	No	No	No	Yes
DEAL_CALC_QUEUE	No	No	No	Yes
DEAL_HEAD	No	No	No	Yes
ORD_INV_MGMT	No	No	No	Yes

Table	Select	Insert	Update	Delete
REPL_RESULTS	No	No	No	Yes
REV_ORDERS	No	No	No	Yes
REQ_DOC	No	No	No	Yes
ORD_PREISSUE	No	No	No	Yes

I/O Specification

N/A

ordprg (Order Purge)**Functional Area**

Purchase orders

Module Affected

ORDPRG.PC

Design Overview

The purpose of this module is to remove old orders from the system.

If the import indicator on the SYSTEM OPTIONS table (import_ind) is 'N' and if invoice matching is not installed, then all details associated with an order are deleted when the order has been closed for more months than specified in UNIT_OPTIONS (order_history_months). Orders will only be deleted if all allocations associated, if any, have been closed. If invoice matching is installed, then all details associated with an order are deleted when the order has been closed for more months than specified in UNIT_OPTIONS (order_history_months). Orders are deleted only if allocations associated have been closed, shipments from the order have been completely matched to invoices or closed, and all those invoices have been posted.

If the import indicator on the SYSTEM OPTIONS table (import_ind) is 'Y' and if invoice matching is not installed, then all details associated with the order are deleted when the order has been closed for more months than specified in UNIT_OPTIONS (order_history_months). This action presupposes that all ALC records associated with an order are in 'Processed' status, specified in ALC_HEAD (status) and allocations associated to the order, if any, have been closed.

If invoice matching is installed, then all details associated with an order are deleted when the order has been closed for more months than specified in UNIT_OPTIONS (order_history_months). This action presupposes that all ALC records associated with an order are in 'Processed' status, specified in ALC_HEAD (status), all allocations associated to the order, if any, have been closed, all shipments from the order have been completely matched to invoices or closed, and all those invoices have been posted.

If the order to be purged is an import PO and it doesn't have a letter of credit (LC) then purge the related records related to obligations, ALC and ICB transfers.

This program also creates a PO header flat file to interface with the RWMS system. When orders are deleted, a record with the action type = 'D'LETED is written to an output file. RWMS then processes this file and deletes the PO from the warehouse's database to maintain consistency between the host and warehouse environment.

Scheduling Constraints

Schedule Information	Description
Processing Cycle	Ad Hoc (Monthly)
Scheduling Considerations	before INVPRG
Pre-Processing	N/A
Post-Processing	N/A
Threading Scheme	N/A

Restart/Recovery

Restart ability will be implied, because the records that are selected from the driving cursor will be deleted before the commit. Restart library functions will still be included to ensure that rollback segments are not exceeded (by committing at intervals) and to perform basic record keeping functionality.

Locking Strategy

N/A

Security Considerations

N/A

Performance Considerations

N/A

Key Tables Affected

Table	Select	Insert	Update	Delete
UNIT_OPTIONS	Yes	No	No	No
ORDHEAD	Yes	No	No	Yes
ORDLC	Yes	No	No	No
ALLOC_HEADER	Yes	No	No	Yes
SHIPMENT	Yes	No	No	Yes
SHIPSKU	Yes	No	Yes	Yes
INVC_HEAD	Yes	No	No	Yes
ORDLOC_REV	No	No	No	Yes
ORDHEAD_REV	No	No	No	Yes
ALLOC_REV	No	No	No	Yes
ALC_HEAD	Yes	No	No	Yes
ALC_COMP_LOC	No	No	No	Yes
OBLIGATION_COMP_LOC	No	No	No	Yes
OBLIGATION_COMP	No	No	No	Yes
OBLIGATION	No	No	No	Yes
TRANSPORTATION	Yes	No	No	Yes

Table	Select	Insert	Update	Delete
MISSING_DOC	No	No	No	Yes
TRANS_PACKING	No	No	No	Yes
TRANS_DELIVERY	No	No	No	Yes
TRANS_CLAIMS	No	No	No	Yes
TRANS_LIC_VISA	No	No	No	Yes
TRANS_SKU	No	No	No	Yes
CE_ORD_ITEM	Yes	No	No	Yes
CE_LIC_VISA	No	No	No	Yes
CE_CHARGES	No	No	No	Yes
CE_SHIPMENT	No	No	No	Yes
CE_PROTEST	No	No	No	Yes
CE_FORMS	No	No	No	Yes
CE_HEAD	v	No	No	Yes
APPT_HEAD	Yes	No	No	Yes
APPT_DETAIL	Yes	No	No	Yes
DOC_CLOSE_QUEUE	No	No	No	Yes
DAILY_PURGE	No	Yes	No	No
ORDSKU	Yes	No	No	Yes
ITEM_MASTER	Yes	No	No	No
PACKITEM	Yes	No	No	No
PACK_TMPL_HEAD	Yes	No	No	No
RTV_DETAIL	No	No	No	Yes
WO_DETAIL	No	No	No	Yes
CARTON	No	No	No	Yes
WO_HEAD	Yes	No	No	Yes
ALLOC_CHRG	No	No	No	Yes
ALLOC_DETAIL	No	No	No	Yes
TIMELINE	No	No	No	Yes
ORDLOC	No	No	No	Yes
ORDLOC_DISCOUNT	No	No	No	Yes
ORDLOC_EXP	No	No	No	Yes
ORDSKU HTS_ASSESS	No	No	No	Yes
ORDSKU HTS	No	No	No	Yes
REQ_DOC	No	No	No	Yes
ORDSKU_REV	No	No	No	Yes
ORDLOC_INV_COST	No	No	Yes	Yes

Table	Select	Insert	Update	Delete
ORDCUST	No	No	No	Yes
ORD_XDOCK_TEMP	No	No	No	Yes
INVC_XREF	No	No	No	Yes
INVC_MATCH_WKSHT	No	No	No	Yes
ORDLOC_WKSHT	No	No	No	Yes
SUP_VIOLATION	No	No	No	Yes
REV_ORDERS	No	No	No	Yes
LC_ORDAPPLY	No	No	No	Yes
ORDHEAD_DISCOUNT	No	No	No	Yes
RUA_RIB_INTERFACE	No	No	No	Yes
ORDLOC_TEMP	No	No	No	Yes
ALLOC_CHRG_TEMP	No	No	No	Yes
ALLOC_DETAIL_TEMP	No	No	No	Yes
ALLOC_HEADER_TEMP	No	No	No	Yes
ORDSKU_TEMP	No	No	No	Yes
ORDLOC_EXP_TEMP	No	No	No	Yes
ORDSKU HTS_ASSESS_TEMP	No	No	No	Yes
ORDSKU HTS_TEMP	No	No	No	Yes
ORDLOC_DISCOUNT_TEMP	No	No	No	Yes
TIMELINE_TEMP	No	No	No	Yes
REQ_DOC_TEMP	No	No	No	Yes
WO_DETAIL_TEMP	No	No	No	Yes
WO_HEAD_TEMP	No	No	No	Yes
REPL_RESULTS_TEMP	No	No	No	Yes
DEAL_COMP_PROM	No	No	No	Yes
DEAL_HEAD	Yes	No	No	Yes
DEAL_THRESHOLD	No	No	No	Yes
DEAL_DETAIL	No	No	No	Yes
DEAL_QUEUE	No	No	No	Yes
ORD_INV_MGMT	No	No	No	Yes
REPL_RESULTS	No	No	No	Yes
INVC_DETAIL	No	No	No	Yes
INVC_NON_MERCH	No	No	No	Yes
INVC_MERCH_VAT	No	No	No	Yes
INVC_DETAIL_VAT	No	No	No	Yes
INVC_DISCOUNT	No	No	No	Yes

Table	Select	Insert	Update	Delete
INVC_TOLERANCE	No	No	No	Yes
INVC_MATCH_QUEUE	No	No	No	Yes
TSFHEAD	No	No	No	Yes
TSFDETAIL	No	No	No	Yes
TSFDETAIL_CHRG	No	No	No	Yes
DEAL_ITEMLOC_ITEM	No	No	No	Yes
DEAL_ITEMLOC_DCS	No	No	No	Yes
DEAL_ITEMLOC_DIV_GRP	No	No	No	Yes
DEAL_ITEMLOC_PARENT_DIFF	No	No	No	Yes

I/O Specification

N/A

ordrev (Purchase Order Information Written to Order History Table)**Functional Area**

Purchase orders

Module Affected

ORDREV.PC

Design Overview

ORDREV writes versions of approved orders to order revision history tables. When orders are approved or when approved orders are modified, this program selects order numbers from the REV_ORDERS table and writes current order information to the order/allocation revision tables. After the new version is written to the order revision tables, all records are deleted from the REV_ORDERS table for that order_no.

This program processes order changes made by the client that may need to be sent to the vendor. The order changes should always be referred to as 'versions' and kept clearly distinct from order 'revisions' which are vendor changes uploaded via the ediupack program.

If an order is not in approved status at the time the batch program runs, then none of the above processing occurs. The records stay on the REV_ORDERS table until the PO is approved or deleted.

Scheduling Constraints

Schedule Information	Description
Processing Cycle	Phase 4 (Daily)
Scheduling Considerations	After ORDDSCNT and before EDIDLORD.
Pre-Processing	N/A
Post-Processing	N/A
Threading Scheme	Multithreading based on order_no.

Restart/Recovery

Restart ability is implied because the records that are selected from the driving cursor are deleted before the commit. Restart library functions are still included to ensure that rollback segments are not exceeded (by committing at intervals) and to perform basic record keeping functionality. The logical unit of work is order_no.

Locking Strategy

N/A

Security Considerations

N/A

Performance Considerations

N/A

Key Tables Affected

Table	Select	Insert	Update	Delete
REV_ORDERS	Yes	No	No	Yes
ORDHEAD	Yes	No	Yes	No
SUPS	Yes	No	No	No
ORDHEAD_REV	Yes	Yes	No	No
ORDSKU	Yes	No	No	No
ORDLOC	Yes	No	No	No
ALLOC_HEADER	Yes	No	No	No
ALLOC_DETAIL	Yes	No	No	No
ORDSKU_REV	No	Yes	No	No
ORDLOC_REV	No	Yes	No	No
ALLOC_REV	No	Yes	No	No
FIF_ORDHEAD	No	Yes	No	No

I/O Specification

N/A

ordupd (Order Update)

Functional Area

Purchase orders

Module Affected

ORDUPD.PC

Design Overview

This program is used to automatically change all retail costs on purchase orders when a retail price change is implemented for an item on the order with the status of 'Worksheet', 'Submit' and 'Approve'.

Open to buy is updated to give a more accurate picture of the retail value of open orders if the order is 'Approved' and if the department calculate the OTB as retail.

For more information on cost changes, see the chapter "Cost Change Batch" in this volume of the RMS Operations Guide. For more information on complex deals, see the chapter "Deals Maintenance Batch" in this volume of the RMS Operations Guide.

Scheduling Constraints

Schedule Information	Description
Processing Cycle	Phase 4(Daily)
Scheduling Considerations	This program should be run after RPM price change extraction process to ensure that all price changes are handled by batch processing.
Pre-Processing	N/A
Post-Processing	N/A
Threading Scheme	Multithreaded on Location

Restart/Recovery

This program does not contain restart/recovery logic.

Locking Strategy

N/A

Security Considerations

N/A

Performance Considerations

N/A

Key Tables Affected

Table	Select	Insert	Update	Delete
ORDLOC	Yes	No	Yes	No
ORDHEAD	Yes	No	No	No
PRICE_HIST	Yes	No	No	No
OTB	Yes	No	Yes	No
ITEM_MASTER	Yes	No	No	No
DEPS	Yes	No	No	No
V_PACKSKU_QTY	Yes	No	No	No

I/O Specification

N/A

vrplbld (Vendor replenished order build)**Functional Area**

Purchase order.

Module Affected

VRPLBLD.PC

Design Overview

This purpose of this module is to continue the process started by the batch program ediupack.pc of building Oracle Retail orders that reflect the vendor-generated orders as received through the EDI 855.

For more information on replenishment, see the chapter "Replenishment Batch" in this volume of the RMS Operations Guide.

Scheduling Constraints

Schedule Information	Description
Processing Cycle	Phase 3
Scheduling Considerations	run after ediupack.pc
Pre-Processing	N/A
Post-Processing	prepost vrplbld post - truncates EDI_ORD_TEMP table
Threading Scheme	Threaded by supplier.

Restart/Recovery

The logical unit of work for the program is a vendor order number, department and supplier combination. The program's restartability is dependent on the value of the dept_level_orders column on the UNIT_OPTIONS. Allowing multi-department orders ('N') stores restart the program from the last successfully processed vendor order number and supplier. If the system requires a department on the orders ('Y'), then the program restarts from the last successfully processed vendor order number, department, and supplier.

Locking Strategy

N/A

Security Considerations

N/A

Performance Considerations

N/A

Key Tables Affected

Table	Select	Insert	Update	Delete
ITEM_MASTER	Yes	No	No	No
ITEM_SUPP_COUNTRY	Yes	No	No	No
ITEM_SUPP_COUNTRY_LOC	Yes	No	No	No
SUP_IMPORT_ATTR	Yes	No	No	No
SUPS	Yes	No	No	No
EDI_ORD_TEMP	Yes	No	No	No
WH	Yes	No	No	No
ORDSKU	Yes	Yes	Yes	No
ORDHEAD	Yes	Yes	Yes	No
ORDLOC	No	Yes	No	No
DEAL_CALC_QUEUE	Yes	Yes	Yes	No
PERIOD	Yes	No	No	No
SYSTEM_OPTIONS	Yes	No	No	No
UNIT_OPTIONS	Yes	No	No	No

I/O Specification

N/A

Reclassification Batch

Overview

Item reclassification is the process through which an item or item list is moved from one department/class/subclass to another.

For a general discussion of merchandise hierarchy, see the chapter “Merchandise Hierarchy Subscription (External)” in volume 2 of this RMS Operations Guide.

When an item is reclassified, stock ledger transactions are written to move the inventory amount associated with this item from the old merchandise hierarchy level to the new one in the stock ledger. If there are active orders for this item, OTB is also updated.

Pos_mods records are written for downloading to stores. History, such as sales history, is NOT moved.

Batch Design Summary

The following batch designs are included in this functional area:

- CREMHIERDLY.PC (Create Merchandise Hierarchy Daily)
- RECLSDLY.PC (Reclass Daily)

cremhierdly (Create Merchandise Hierarchy Daily)

Functional Area

Reclassification

Module Affected

CREMHIERDLY.PC

Design Overview

The CREMHIERDLY.PC batch program reads merchandise hierarchy records from the PEND_MERCH_HIER table whose effective date is on or prior to tomorrow. Each record is evaluated for either addition or modification to the hierarchy tables (DIVISION, GROUPS, DEPS, CLASS and SUBCLASS) based on the action and hierarchy types. The inserted/updated records are deleted from the PEND_MERCH_HIER table after they are successfully processed.

Note that CREMHIERDLY.PC is only necessary if RMS is *not* the system of record. The table that CREMHIERDLY.PC reads from (PEND_MERCH_HIER) is populated by a reclassification subscription API that is used to synch merchandise hierarchy with an external system.

Scheduling Constraints

Schedule Information	Description
Processing Cycle	Phase 4 (daily)
Scheduling Considerations	The CREMHIERDLY.PC batch program must run prior to RECLSDLY.PC.
Pre-Processing	N/A
Post-Processing	N/A
Threading Scheme	N/A

Restart/Recovery

The logical unit of work for this program is set at the hier_type, action_type, and merch_hier_id level.

Locking Strategy

N/A

Security Considerations

N/A

Performance Considerations

N/A

Key Tables Affected

Table	Select	Insert	Update	Delete
PERIOD	Yes	No	No	No
PEND_MERCH_HIER	Yes	No	No	Yes
DOMAIN_DEPT	Yes	Yes	Yes	No
DOMAIN_CLASS	Yes	Yes	Yes	No
DOMAIN_SUBCLASS	Yes	Yes	Yes	No
DIVISION	No	Yes	Yes	No
GROUPS	No	Yes	Yes	No
DEPS	No	Yes	Yes	No
CLASS	No	Yes	Yes	No
SUBCLASS	No	Yes	Yes	No
STOCK_LEDGER_INSERTS	No	Yes	No	No

I/O Specification

N/A

reclsdly (Reclassification of Item)

Functional Area

Reclassification

Module Affected

RECLSDLY.PC

Design Overview

This batch program is executed in order to reclassify items from one merchandise hierarchy to another. The reclassification of items from one department/class and subclass to other is initiated by the RMS application online. The batch program picks up the records that should be reclassified for vdate + 1 and processes them. Item reclassification information is also passed onto the price management system (ORPM) through stored procedures and direct database access. As a result, item reclassification data are also inserted or updated on RPM tables.

Scheduling Constraints

Schedule Information	Description
Processing Cycle	PHASE 4 (daily)
Scheduling Considerations	CREMHIERDLY.PC should be run prior to this batch.
Pre-Processing	Prepost pre reclsdly
Post-Processing	N/A
Threading Scheme	Threaded by reclass_no

Restart/Recovery

The logical unit of work is the combination of reclass_no and item. Restart ability is also based on reclass_no and item.

Locking Strategy

N/A

Security Considerations

N/A

Performance Considerations

N/A

Key Tables Affected

Table	Select	Insert	Update	Delete
RECLASS_ITEM	Yes	No	No	Yes
RECLASS_HEAD	Yes	No	No	Yes
ITEM_MASTER	Yes	No	Yes	No
DEPS	Yes	No	No	No

Table	Select	Insert	Update	Delete
GROUPS	Yes	No	No	No
PACKITEM	Yes	No	No	No
DEAL_ITEM_LOC_EXPLODE	Yes	No	No	No
DEAL_ITEMLOC	Yes	No	No	No
DEAL_HEAD	Yes	No	No	No
ORDHEAD	Yes	No	Yes	No
ORDSKU	Yes	No	No	No
DEAL_CALC_QUEUE	Yes	Yes	No	No
HIST_REBUILD_MASK	No	Yes	No	No
RECLASS_ERROR_LOG	No	Yes	Yes	Yes
STAKE_SKU_LOC	Yes	Yes	Yes	Yes
ITEM_LOC_SOH	Yes	No	Yes	No
REPL_ITEM_LOC_UPDATES	No	Yes	No	No
POS_MODS	No	Yes	No	No
TRAN_DATA	No	Yes	No	No
OTB	Yes	Yes	Yes	No
SKULIST_DEPT	Yes	Yes	No	No
MC_REJECTIONS	No	Yes	No	No
RPM_ITEM_MODIFICATION	No	Yes	Yes	No

I/O Specification

NA

Replenishment Batch

Overview

Replenishment batch module components are designed to manage stock levels, by using stock order allocations. Only RMS replenishment functionality and Oracle Retail Allocation can create stock order allocations. This overview describes batch functionality for replenishment, including investment buy, along with descriptions of the major tables involved in the replenishment process.

Replenishment Process

Replenishment operates in this sequence:

1. Build the purchase order
2. Scale the order
3. Split the order among trucks
4. Compare approved replenishment orders against applicable vendor minimums and reset back to 'Worksheet' status those orders that do not meet minimum quantities

Code Values

The modules REQEXT.PC and RPLEXT.PC use code values to calculate the recommended order quantities for the item-location. Those code values are located on the REPL_ITEM_LOC table. Replenishment method values include the following:

- C – Constant
- M – Minimum/Maximum
- F – Floating Point
- T – Time Supply (used with forecasting)
- T – Time Supply Seasonal (used with forecasting)
- TI – Time Supply – Issues (used with forecasting)
- D – Dynamic (used with forecasting)
- D – Dynamic Seasonal (used with forecasting)
- DI – Dynamic – Issues (used with forecasting)
- SO – Store Orders.

Investment Buy

Investment buy facilitates the process of purchasing inventory in excess of the replenishment recommendation in order to take advantage of a supplier deal or to leverage inventory against a cost increase. The inventory is stored at the warehouse or in outside storage to be used for future issues to the stores. The recommended quantity to 'investment buy', that is, to order, is calculated based on the following:

- Amount of the deal or cost increase
- Upcoming deals for the product
- Cost of money
- Cost of storage

- Forecasted demand for the product, using warehouse issue values calculated by Oracle Retail Demand Forecasting
- Target return on investment (ROI)

The rationale is to purchase as much product as profitable at the lower cost and to retain this profit rather than passing the discount on to customers and stores. The determination of how much product is profitable to purchase is based on the cost savings of the product versus the costs to purchase, store and handle the additional inventory.

Investment buy eligibility and order control are set at one of these four levels:

- Supplier
- Supplier-department
- Supplier-location (warehouse locations only)
- Supplier-department-location

Warehouses must be enabled for both replenishment and investment buy on RMS' WH (warehouse) table. In a multi-channel environment, virtual warehouses are linked to the physical warehouse.

The investment buy opportunity calculation takes place nightly during the batch run, after the replenishment need determination, but before the replenishment order build. The investment buy module IBCALC.PC attempts to purchase additional inventory beyond the replenishment recommendation in order to achieve future cost savings. Two distinct events provide the incentive to purchase investment buy quantities:

- A current supplier deal ends within the look-ahead period.
- A future cost increase becomes active within the look-ahead period.

The calculation determines the future cost for a given item-supplier-country-location for physical warehouse locations only.

If the order control for a particular line item is 'buyer worksheet', it may be modified in the buyer worksheet dialog, and can be added to either new or existing purchase orders.

Investment Buy System Options

The following columns are held on the SYSTEM_OPTIONS table for investment buy:

- `look_ahead_days`—The number of days before a cost event (end of a deal, or a cost increase) that the investment buy opportunity begins to calculate an event
- `cost_wh_storage`—Contains the default cost of warehouse storage, expressed as the weekly cost based on the unit of measure specified in this table's `COST_WH_STORAGE_UOM` column. This value is held in the primary system currency. You can change this value at the warehouse or warehouse-department level.
- `cost_out_storage`—Contains the default cost of outside storage, expressed as the weekly cost base on the unit of measure specified in `COST_OUT_STORAGE_UOM`. This value is held in the primary system currency. You can change this value at the warehouse or warehouse-department level.
- `cost_level`—Indicates which cost bucket is used when calculating the return on investment for investment buy opportunities. Valid values are 'N' for net cost, 'NN' for net net cost and 'DNN' for dead net net cost.
- `storage_type`—Indicates which type of storage cost should be used as the default storage cost when calculating investment buy opportunities. Valid values are 'W'arehouse and 'O'utside. You can change this value at the warehouse or warehouse-department level.

- `max_weeks_supply`—Contains the default maximum weeks of supply to use in the investment buy opportunity calculation. The calculation does not recommend an order quantity that would stock the associated location (currently warehouses only) for a period beyond this number of weeks. You can change this value at the warehouse or warehouse-department level.
- `target_roi`—Contains the default return on investment that must be met or exceeded for the investment buy opportunity to recommend an order quantity. You can change this value at the warehouse or warehouse-department level.
- `ib_results_purge_days`—Contains the number of days that records on the investment buy results table (IB_RESULTS) should be kept before being purged. If an investment buy result record's `create_date` plus this value is equal to or beyond the current system date, the record is deleted by the PREPOST batch module prior to the investment buy opportunity calculation.

Note: See also the RMS Data Model for a complete description of the SYSTEM_OPTIONS table and the investment buy columns.

Multiple Sets of Books

The `rplatud` batch program is impacted if you are using multiple sets of books. While a retailer likely will not notice a difference in terms of executing the batch, being aware of this interaction may help diagnose a problem if a batch fails to process. For additional information on multiple sets of books, see the Stock Ledger Batch chapter.

Wholesale and Franchise

The `reqext` batch program is impacted if you are using wholesale and franchise functionality. While a retailer likely will not notice a difference in terms of executing the batch, being aware of this interaction may help diagnose a problem if a batch fails to process. For additional information on wholesale and franchise, see the Wholesale/Franchise Batch chapter.

Legal Entities

The `rplbld` batch program is impacted if you are specifying legal entities.

RMS truly reflects an importing process that is typical to a retailer's import business practices.

A global retailer that conducts an importing process within their business typically does so for legal or taxation reasons. For example, a company in Mexico has to comply with a government regulation mandating the need to provide "First Hand Sale" information to the end customer. First hand sale is referred to as any transaction between the direct importer of goods and the end customer. By setting up an importer entity within the company, a company in Mexico is able to comply with the regulation by sourcing the goods through the importer entity before transferring it to the store and warehouse locations.

RMS reflects a retailer's import business practices in the following ways:

- Recognizes an importer or exporter in the system operating in different entities as the retailer's regular retail store or warehouse.
- Allows purchase orders to stores and warehouses to flow through the importer or exporter.
- Handles shipments and receipts at the importer/exporter level.

Multiple Deliveries/Multiple Suppliers

The rplatusd, ociroq, reqext, rplext, supsplit, supcnstr, rplbld, rplsplsplit, and rplapprv batch programs are impacted if you are using Multiple Deliveries/Multiple Suppliers.

RMS provides retailers the option of creating store orders for items with multiple delivery instructions per day for the same item. RMS provides this multiple deliveries per day support by generating multiple purchase orders and/or transfers based on need day and delivery slot.

Since the replenishment batch can be run during the day time, it is necessary to lock the important transaction tables. The following tables are locked for the intraday replenishment:

- TSF_DETAIL
- ITEM_LOC_SOH
- ORD_IMV_MGMT
- CONTRACT_DETAIL
- CONTRACT_HEAD
- DEAL_HEAD
- ALLOC_CHRG
- ALLOC_HEADER
- ALLOC_DETAIL
- ORDLOC
- ORDLOC_REV
- ORDLOC_WKSHT
- ORDLOC_EXP
- ORDCUST
- ORDHEAD_REV
- ORDSKU
- REQ_DOC
- TIMELINE
- OR DLC
- DEAL_ITEMLOC_DIV_GRP
- DEAL_ITEMLOC_DCS
- DEAL_ITEMLOC_ITEM
- DEAL_ITEMLOC_PARENT_DIFF
- DEAL_THRESHOLD
- DEAL_DETAIL
- DEAL_QUEUE
- DEAL_CALC_QUEUE
- REV_ORDERS

Supplier Inventory Parameters

The rplbld batch program is impacted by supplier inventory parameters. In RMS, users are able to set up inventory parameters for any supplier in the system. The inventory parameters are maintained in the Supplier Inventory Management Information dialog (supivmgt) accessed from the Inventory Management Options menu from the Supplier Maintenance (supmaint) main screen.

The inventory parameters are used during the replenishment review process. They relate to truck scaling, truck splitting, due order processing, and investment buy.

The inventory parameters are driven by the inventory management level that is assigned at the supplier level specified in the Supplier Maintenance screen. It is the level at which inventory received from each supplier is reviewed for replenishment purposes.

If the inventory management level is set as supplier/location or supplier/department/location, users can set inventory parameters for a physical warehouse.

This functionality can accommodate the business requirements of retailers that utilize direct shipments to the stores. RMS allows supplier inventory management parameters to be set up for a store and store location list. This is used within the replenishment cycle for functions relating to truck scaling, order splitting, constraints, and truckload filling.

Batch Design Summary

The following batch designs are included in this functional area:

- CNTRPRSS.PC (Contract Replenishment Processing)
- IBCALC.PC (Investment Buy Calculation)
- IBEXPL.PC (Investment Buy Explode)
- OCIROQ (Recommended Order Quantity)
- REPLADJ.PC (Replenishment Adjustment)
- REPLSIZEPROFILE.PC (Replenishment Size Profile Update)
- REQEXT.PC (Replenishment Quantity Extract)
- RILMAINT.PC (Replenishment Item Location Maintenance)
- RPLAPPRV.PC (Replenishment Approve)
- RPLATHISTPRG.PC (Replenishment Attribute History Purge)
- RPLATUPD.PC (Replenishment Attribute Update)
- RPLBLD.PC (Replenishment Order Build)
- RPLEXT.PC (Replenishment Extract)
- RPLPRG.PC (Replenishment Purge)
- RPLPRG_MONTH (Replenishment Purge Monthly)
- RPLSPLIT.PC (Replenishment Splitting)
- SUPCNSTR.PC (Supplier Constraint Scaling)
- SUPSPLIT.PC (Supplier Split)

cntrprss (Contract Replenishment)

Functional Area

Contracts

Module Affected

CNTRPRSS.PC

Design Overview

This module evaluates contracts of type A, C, and D. Contracts are ranked so that orders are created off the best contracts first. The criteria for ranking are smallest lead-time, cheapest cost, contract status (closed preferred over open), and contract type (type C are preferred over D).

It updates the temporary orders created by the item replenishment extract (RPLEXT.PC) module with the contract and supplier information of the best available contract for each item and populates the repl_results table. This module is only run if contracting is turned on in the system.

Scheduling Constraints

Schedule Information	Description
Processing Cycle	Phase 3 (daily)
Scheduling Considerations	Must be run after RPLEXT and before RPLBLD.
Pre-Processing	N/A
Post-Processing	N/A
Threading Scheme	This module is threaded by dept.

Restart/Recovery

As the item requirements can span across different locations, the logical unit of work varies for each item requirement. For each item requirements, records are committed to the database.

Locking Strategy

N/A

Security Considerations

N/A

Performance Considerations

N/A

Key Tables Affected

Table	Select	Insert	Update	Delete
ORD_TEMP	Yes	Yes	Yes	Yes
REPL_RESULTS	Yes	No	Yes	No

Table	Select	Insert	Update	Delete
PERIOD	Yes	No	No	No
SYSTEM_OPTIONS	Yes	No	No	No
CONTRACT_DETAIL	Yes	No	Yes	No
CONTRACT_HEADER	Yes	No	Yes	No
CONTRACT_COST	Yes	No	No	No
ITEM_SUPP_COUNTRY	Yes	No	No	No
ITEM_MASTER	Yes	No	No	No
SUPS	Yes	No	No	No
ORD_MISSED	No	Yes	No	No
SUP_AVAIL	Yes	No	Yes	No

I/O Specification

N/A

ibcalc (Investment Buy Calculation)**Functional Area**

Investment Buy

Module Affected

IBCASC.PC

Design Overview

The IBCASC.PC batch program is the engine of investment buy processing. It identifies investment (IB) buy opportunities and calculates recommended order quantities (ROQs) that meet the target return-on-investment (ROI)

This module calculates forward buy opportunities using:

- Carrying costs
- Ordering parameters
- Deals
- Cost changes
- Forecasts
- Inventory levels
- Target ROI (return on investment)

The deals and cost change components are contained on a FUTURE_COST table. This table holds a tuple for each future date that has a costing event (for example, a cost change, deal activation/deactivation). Oracle Retail assumes default costing bracket and default deal thresholds.

Scheduling Constraints

Schedule Information	Description
Processing Cycle	Phase 3 (Daily)
Scheduling Considerations	After RPLEXT.PC and IBEXPL.PC. Before RPLBLD.PC.
Pre-Processing	Prepost ibcalc pre – set ib_results.status from 'W' (worksheet) to 'U' (unprocessed).
Post-Processing	N/A
Threading Scheme	N/A

Restart/Recovery

The logical unit of work is item and location combination.

Locking Strategy

N/A

Security Considerations

N/A

Performance Considerations

N/A

Key Tables Affected

Table	Select	Insert	Update	Delete
FUTURE_COST	Yes	No	No	No
SIM_EXPL	Yes	No	No	No
ITEM_LOC	Yes	No	No	No
ITEM_LOC_TRAITS	Yes	No	No	No
REPL_ITEM_LOC	Yes	No	No	No
ITEM_MASTER	Yes	No	No	No
PACKITEM	Yes	No	No	No
ITEM_SUPP_COUNTRY	Yes	No	No	No
ITEM_SUPP_COUNTRY_LOC	Yes	No	No	No
ITEM_SUPP_COUNTRY_DIM	Yes	No	No	No
SUPS	Yes	No	No	No
SUB_ITEMS_DETAIL	Yes	No	No	No
SUB_ITEMS_HEAD	Yes	No	No	No
UOM_CONVERSION	Yes	No	No	No
WH	Yes	No	No	No
IB_RESULTS	No	Yes	No	No

I/O Specification

N/A

ibexpl (Investment Buy Explosion)**Functional Area**

Investment Buy

Module Affected

IBEXPL.PC

Design Overview

The IBEXPL batch program pre-qualifies investment buy (IB) legible wh/dept and IB legible supp/dept/locs.

The WH_DEPT table holds IB parameters at the WH or at the wh/dept level. If there are IB parameters defined at the wh/dept level, they are used. If there are not IB parameters defined at the wh/dept level, the IB parameters at the WH level are used. If IB parameters are not defined at either level, system level IB parameters (system_options) are used. The first part of this program sends IB parameters to the wh/dept level no matter what level they are held at in the database. The results are written to the WH_DEPT_EXPL table.

Next wh_dept_expl (with all legible wh/dept combos) is combined with sup_inv_mgmt to get the final list of all legible sup/dept/locs.

sup_inv_mgmt determines whether or not a given sup/dept/loc combo is IB legible. The main problem is that this table can store information at different levels depending upon the supplier's inv_mgmt_lvl (SUPS.INV_MGMT_LVL).

- Sup (S)
- Sup/dept (D)
- Sup/loc (L)
- Sup/dept/loc (A)

If the record is not found at the level suggested by the SUPS.INV_MGMT_LVL, it needs to look up the hierarchy as shown below, up to the highest level (sup). If no record exists as the sup level, it is not IB legible.

- Sup
- Sup/dept -> sup
- Sup/loc -> sup
- Sup/dept/loc -> sup/dept -> sup

The second part of this program explodes the SUP_INV_MGMT table down to the sup/dept/loc level by filling in the implied rows. The exploded sup_inv_mgmt information is only done for IB legible wh/dept combinations from wh_dept_expl. The results are placed on sim_expl.

Scheduling Constraints

Schedule Information	Description
Processing Cycle	Phase 3 (daily)
Scheduling Considerations	After RPLEXT.PC and before IBCALC.PC.
Pre-Processing	N/A
Post-Processing	N/A
Threading Scheme	N/A

Restart/Recovery

N/A

Locking Strategy

N/A

Security Considerations

This program requires special permissions. It must be run by an Oracle user that is granted the following privileges, or be run by a database administrator.

- 'drop any table'

AND

- 'alter any index'

Performance Considerations

N/A

Key Tables Affected

Table	Select	Insert	Update	Delete
WH	Yes	No	No	No
DEPS	Yes	No	No	No
WH_DEPT	Yes	No	No	No
SUP_INV_MGMT	Yes	No	No	No
SUPS	Yes	No	No	No
WH_DEPT_EXPL	Yes	Yes	No	Yes
TERMS	Yes	No	No	No
SIM_EXPL	No	Yes	No	Yes

I/O Specification

N/A

ociroq (Recommended Order Quantity)

Functional Area

Replenishment

Module Affected

OCIROQ.C

Design Overview

This batch module is used to calculate the net inventory position of the items and determines the ROQ, which are on replenishment. The recommended order quantities are stored in RPL_NET_INVENTORY_TMP table. This information is extracted by REQEXT (item requisition extraction). During day runs, this program will process only Store Order records with delivery slots. During night runs, it processed all the records.

Scheduling Constraints

Schedule Information	Description
Processing Cycle	Phase 3 (daily)
Scheduling Considerations	RPLATUPD, RILMAINT and REPLADJ need to run before OCIROQ so that all replenishment calculation attributes are up to date. POSUPLD needs to run before REQEXT so that all stock information is up to date.
Pre-Processing	Prepost ociroq pre – truncate records in RPL_NET_INVENTORY_TMP tables and build RPL_DISTRO_TMP and RPL_ALLOC_IN_TMP tables.
Post-Processing	N/A
Threading Scheme	POSIX threads. The restart_control.num_threads will control the number of POSIX threads that are run within OCIROQ. The batch program OCIROQ.C itself will be run with one thread.

Restart/Recovery

The program processes all items on REPL_DAY for the current day. If the program fails, the RPL_NET_INVENTORY_TMP table will be truncated prior to restarting.

Locking Strategy

STORE_ORDER table records are locked while calculating ROQ.

Security Considerations

N/A

Performance Considerations

N/A

Key Tables Affected

Table	Select	Insert	Update	Delete
DOMAIN_CLASS	Y	N	N	N
DOMAIN_DEPT	Y	N	N	N
DOMAIN_SUBCLASS	Y	N	N	N
REPL_DAY	Y	N	N	N
REPL_ITEM_LOC	Y	N	N	N
RPL_NET_INVENTORY_TMP	N	Y	N	N
STORE	Y	N	N	N
WH	Y	N	N	N
STORE_ORDER	Y	N	Y	N
SUPS	Y	N	N	N

I/O Specification

N/A

repladj (Replenishment Adjustment)**Functional Area**

Replenishment

Module Affected

REPLADJ.PC

Design Overview

This batch module recalculates the maximum stock levels for all item-location combinations with replenishment method of 'F' (floating point). The floating model stock method dynamically calculates an order-up-to-level. The calculated order-up-to-level is written to REPL_ITEM_LOC table.

The maximum model stock (used for calculating order-up-to-level) is derived using the sales history of various periods of time in order to accommodate seasonality as well as trend. The sales history is obtained from the ITEM_LOC_HIST table.

Scheduling Constraints

Schedule Information	Description
Processing Cycle	Phase 3 (daily)
Scheduling Considerations	Run before RPLEXT/REQEXT and after RPLATUPD.
Pre-Processing	N/A
Post-Processing	N/A
Threading Scheme	Multi-threaded by dept

Restart/Recovery

The module has restart/recovery based on item/ location. Records are committed to the database when commit_max_ctr defined in the RESTART_CONTROL table is reached.

Locking Strategy

N/A

Security Considerations

N/A

Performance Considerations

N/A

Key Tables Affected

Table	Select	Insert	Update	Delete
REPL_ITEM_LOC	Yes	No	Yes	No
SUB_ITEMS_HEAD	Yes	No	No	No
SUB_ITEMS_DETAIL	Yes	No	No	No
ITEM_LOC_HIST	Yes	No	No	No
ITEM_SUPP_COUNTRY	Yes	No	No	No
REPL_DAY	Yes	No	No	No
STORE	Yes	No	No	No
WH	Yes	No	No	No
SUPS	Yes	No	No	No

I/O Specification

N/A

repsizeprofile (Replenishment Size Profile Update)**Functional Area**

Replenishment

Module Affected

REPLSIZEPROFILE.PC

Design Overview

The batch module does a total synchronization update of the RMS_SIZE_PROFILE table with data from the ALC_SIZE_PROFILE table if allocation product is installed. It also does a complete refresh of the MV_SIZE_PROFILE materialized view used by the RPLATUPD batch and REPLATTR form when size curves are applied to the items being replenished.

Scheduling Constraints

Schedule Information	Description
Processing Cycle	Adhoc
Scheduling Considerations	This program should be run before the RPLATUPD batch to update the size curve definitions before being applied to the items replenished.
Pre-Processing	Prepost replsizeprofile pre – truncate records in the RMS_SIZE_PROFILE table.
Post-Processing	N/A
Threading Scheme	N/A

Restart/Recovery

N/A

Locking Strategy

N/A

Security Considerations

N/A

Performance Considerations

The dynamic query that inserts into RMS_SIZE_PROFILE with records selected from the ALC_SIZE_PROFILE is parallel hinted to improve performance. The parallel degree can be updated depending on the environment resources.

Key Tables Affected

Table	Select	Insert	Update	Delete
ALC_SIZE_PROFILE	Yes	No	No	No
RMS_SIZE_PROFILE	No	Yes	No	No
MV_SIZE_PROFILE	No	No	Yes	No

I/O Specification

N/A

reqext (Replenishment Quantity Extract)

Functional Area

Replenishment

Module Affected

REQEXT.PC

Design Overview

The item requisition extraction module performs the automatic replenishment of items from warehouses to stores. It runs through every item-store combination set to be reviewed on the current day, and calculates the quantity of the item, known as the recommended order quantity (ROQ) that needs to be transferred to the store (if any). In addition, it distributes this ROQ over any applicable alternate items associated with the item.

Wholesale/Franchise stores can only be on Store Order replenishment. These store_orders are always associated with a given Wholesale/Franchise order. In case of Wholesale/Franchise stores, ROQ is broken down by item/store/wf_order_no/need date combination. Here, ROQ is the need quantity of store order corresponding to the Wholesale/Franchise order/need date.

Once the transfer quantity of an item has been calculated, transfers are created and records are written to the replenishment results table (REPL_RESULTS) based on the replenishment order control indicator. For wholesale/franchise stores, separate transfers are created based on the need date and will be linked back to the Wholesale/Franchise order through the ext_ref_no field.

Scheduling Constraints

Schedule Information	Description
Processing Cycle	Phase 3 (daily)
Scheduling Considerations	POSUPLD, RPLATUPD, REPLADJ, PREPOST OCIROQ and OCIROQ need to run before REQEXT. RPLEXT should run after REQEXT.
Pre-Processing	PREPOST REQEXT PRE - Create the TSFHEAD records for unique combination of Warehouse and Store, stock category and department.
Post-Processing	PREPOST REQEXT POST – update transfer status to approved.
Threading Scheme	Multiple processes of this program can be run at the same time, each running against a different partition of rpl_net_inventory_tmp.

Restart/Recovery

The logical unit of work is an item/source warehouse. Restart/recovery is achieved implicitly because repl_item_loc records that have been processed are updated with a last review date and only records that have not been reviewed today will be picked up by the driving cursor again. Records will be committed to the database when commit_max_ctr defined in the RESTART_CONTROL table is reached. During the night run the batch processed only those store order records with delivery slot. The review dates are not updated during day run. During night all the records are processed irrespective of the delivery slots.

Locking Strategy

This program locks TSFDETAIL and ITEM_LOC_SOH tables.

Security Considerations

N/A

Performance Considerations

N/A

Key Tables Affected

Table	Select	Insert	Update	Delete
ITEM_LOC	Yes	No	No	No
ITEM_LOC_SOH	No	No	Yes	No
ITEM_MASTER	Yes	No	No	No
ITEM_SUPP_COUNTRY	Yes	No	No	No
PACKHEAD	Yes	No	No	No
PACKITEM	Yes	No	No	No
PACKSTORE_HIST	Yes	No	No	No
PERIOD	Yes	No	No	No
RAG_SKUS_ST_HIST	Yes	No	No	No
REPL_DAY	Yes	No	No	No
REPL_ITEM_LOC	Yes	No	Yes	No
REPL_RESULTS	No	Yes	No	No
RPL_NET_INVENTORY_TMP	Yes	No	No	No
STORE	Yes	No	No	No
SUB_ITEMS_DETAIL	Yes	No	No	No
SUB_ITEMS_HEAD	Yes	No	No	No
SUPS	Yes	No	No	No
SYSTEM_OPTIONS	Yes	No	No	No
TSFDETAIL	Yes	Yes	Yes	No
TSFHEAD	Yes	Yes	No	No
WH	Yes	No	No	No
STORE_ORDERS	Yes	No	Yes	No
WF_ORDER_HEAD	No	No	Yes	No
WF_ORDER_DETAIL	Yes	No	Yes	No
DELIVERY_SLOT	Yes	No	No	No

I/O Specification

N/A

rilmaint (Replenishment Item Location Maintenance)

Functional Area

Replenishment

Module Affected

RILMAINT.PC

Design Overview

This module transfers the replenishment attributes from REPL_ITEM_LOC_UPDATES to REPL_ITEM_LOC. REPL_ITEM_LOC_UPDATES is populated when certain attributes affecting replenishment are modified. These attributes are located across the entire system and are monitored for changes by a series of triggers and modules. Once a change is logged in REPL_ITEM_LOC_UPDATES, RILMAINT.PC notes the type of change and updates REPL_ITEM_LOC appropriately.

Scheduling Constraints

Schedule Information	Description
Processing Cycle	Phase 3 (daily)
Scheduling Considerations	Run after STOREADD.PC, SCCEXT.PC and RPLATUPD.PC but before REPLADJ.PC.
Pre-Processing	N/A
Post-Processing	prepost rilmaint post- truncate records on REPL_ITEM_LOC_UPDATES table.
Threading Scheme	Threaded by location (store and warehouse)

Restart/Recovery

The logical unit of work for RILMAINT is item, change type and location. Records are committed to the database once commit_max_counter defined in the RESTART_CONTROL table is reached.

Locking Strategy

N/A

Security Considerations

N/A

Performance Considerations

N/A

Key Tables Affected

Table	Select	Insert	Update	Delete
REPL_ITEM_LOC_UPDATES	Yes	No	No	No
REPL_ITEM_LOC	Yes	No	Yes	Yes
REPL_DAY	Yes	No	No	Yes
STORE_ORDERS	No	No	No	Yes
ITEM_MASTER	Yes	No	No	No
PACKITEM	Yes	No	No	No
ITEM_LOC	Yes	No	No	No
ITEM_SUPP_COUNTRY	Yes	No	No	No
ITEM_SUPP_COUNTRY_LOC	Yes	No	No	No

I/O Specification

N/A

rplapprv (Automatic Replenishment Order Approval)**Functional Area**

Replenishment

Module Affected

RPLAPPRV.PC

Design Overview

This program looks at all replenishment, vendor and contract orders created during the nightly batch run. These orders are compared with any vendor minimums that may exist. Orders that do not meet the vendor minimums are either deleted or placed in worksheet status. A flag, held at the supplier inventory management level (ORD_INV_MGMT.ORD_PURGE_IND), determines what action is taken on orders that fail minimums. Vendor generated orders are not subject to these minimum checks.

Vendor minimums can be held at the order, item, or location level. Order and location level minimums are held on the SUP_INV_MGMT table. There is a flag that determines if they are applied at the order level or at the location level. Vendor minimums at the SKU level are held on the ITEM_SUPP_COUNTRY table.

When the ORD_INV_MGMT.ORD_PURGE_IND is 'N', a failure at any level causes the order to be placed in worksheet status. When the ORD_INV_MGMT.ORD_PURGE_IND is 'Y', a failure at the location level causes the offending location to be deleted; a failure at the SKU level causes the problematic SKU to be deleted; and a failure at the order level caused the entire order to be deleted.

For any orders that fail vendor minimums when the ORD_INV_MGMT.ORD_PURGE_IND is 'Y', a record is written to the SUPS_MIN_FAIL table for reporting purposes. This table is purged during the pre-processing of this batch program.

After order records are updated, any applicable deals, brackets and allowances are applied to the orders. Open to buy is then updated for any orders built in approved status. If any orders are contract orders, the contract amounts are updated as well to reflect any order record deletions.

This program runs in both (multi-channel and non multi-channel) environments.

An order may not pass vendor minimum checks assuming that the vendor minimum checks are performed for a physical WH. If the vendor minimum is not met for a physical location, all the virtual WHs on the order within the physical WH will need to be removed along with associated allocations.

Scheduling Constraints

Schedule Information	Description
Processing Cycle	Phase 3 (daily)
Scheduling Considerations	This program should run directly after the replenishment SUPCNSTR program. It is important that this program runs before any other process affects the generated orders.
Pre-Processing	Prepost rplapprv pre – truncates sups_min_fail table
Post-Processing	N/A
Threading Scheme	N/A

Restart/Recovery

The logical unit of work is order number. Records will be committed to the database when commit_max_ctr defined in the RESTART_CONTROL table is reached.

Locking Strategy

This program locks ALLOC_HEADER, ALLOC_DETAIL and CONTRACT_HEADER during day runs.

Security Considerations

N/A

Performance Considerations

N/A

Key Tables Affected

Table	Select	Insert	Update	Delete
ORDHEAD_LOCK	No	No	No	Yes
ORDHEAD	Yes	No	Yes	Yes
ORDLOC	Yes	No	No	Yes
ORDSKU	Yes	No	No	Yes
ORD_INV_MGMT	Yes	No	Yes	Yes
DEAL_CALC_QUEUE	No	Yes	Yes	No

Table	Select	Insert	Update	Delete
ITEM_SUPP_COUNTRY	Yes	No	No	No
SUPS_MIN_FAIL	No	Yes	No	Yes
ALLOC_HEADER	Yes	No	Yes	Yes
ALLOC_DETAIL	No	No	No	Yes
CONTRACT_HEADER	Yes	No	Yes	No
OTB	No	No	Yes	No
PERIOD	Yes	No	No	No
SYSTEM_OPTIONS	Yes	No	No	No
WH	Yes	No	No	No
ITEM_MASTER	Yes	No	No	No
SUPS	Yes	No	No	No

I/O Specification

N/A

rplathistprg (Replenishment Attribute History Purge)**Functional Area**

Replenishment

Module Affected

RPLATHISTPRG.PC

Design Overview

The batch will purge data from the REPL_ATTR_UPD_HIST table outside the number of retention weeks defined in the system options.

Scheduling Constraints

Schedule Information	Description
Processing Cycle	Adhoc
Scheduling Considerations	This program should run at the end of the week.
Pre-Processing	N/A
Post-Processing	N/A
Threading Scheme	N/A

Restart/Recovery

N/A

Locking Strategy

N/A

Security Considerations

N/A

Performance Considerations

The batch is designed to take advantage of the REPL_ATTR_UPD_HIST table partitions. It uses truncate partition to purge the data outside the retention window.

Key Tables Affected

Table	Select	Insert	Update	Delete
REPL_ATTR_UPD_HIST	No	No	No	Yes
SYSTEM_OPTIONS	Yes	No	No	No
PERIOD	Yes	No	No	No
ALL_TAB_PARTITIONS	Yes	No	No	No

I/O Specification

N/A

rplatupd (Replenishment Attribute Update)**Functional Area**

Replenishment

Module Affected

RPLATUPD.PC

Design Overview

The batch module reads replenishment attributes from the REPL_ATTR_UPDATE_ITEM and REPL_ATTR_UPDATE_LOC tables and processes the item location relationships to determine what replenishment attributes for what locations have to be updated.

Replenishment attributes for each item/location are recorded in REPL_ITEM_LOC table. Review cycle information is kept on the REPL_DAY table. The rejected records are written to the MC_REJECTIONS table for later reporting.

Scheduling Constraints

Schedule Information	Description
Processing Cycle	Phase 3 (daily)
Scheduling Considerations	This program should be run before the replenishment batch programs, RPLADJ, RPLEXT, REQEXT. Run after REPLSIZEPROFILE if size curves are used for replenishment.
Pre-Processing	Prepost rplatupd pre – truncate records in the MC_REJECTIONS table.

Schedule Information	Description
Post-Processing	Prepost rplatupd post -lock and delete records from REPL_ATTR_UPDATE_ITEM, REPL_ATTR_UPDATE_LOC, REPL_ATTR_UPDATE_EXCLUDE and REPL_ATTR_UPDATE_HEAD tables.
Threading Scheme	This program is threaded by location (store and warehouse).

Restart/Recovery

The logical unit of work is replenishment attribute id, item and location. Records will be committed to the database when commit_max_ctr defined in the RESTART_CONTROL table is reached.

Locking Strategy

N/A

Security Considerations

N/A

Performance Considerations

N/A

Key Tables Affected

Table	Select	Insert	Update	Delete
REPL_ATTR_UPDATE_ITEM	Yes	No	No	No
REPL_ATTR_UPDATE_HEAD	Yes	No	No	No
REPL_ATTR_UPDATE_LOC	Yes	No	No	No
ITEM_LOC	Yes	No	No	No
REPL_ITEM_LOC	Yes	Yes	Yes	Yes
REPL_DAY	No	Yes	No	Yes
ITEM_SEASONS	Yes	Yes	No	No
SYSTEM_OPTIONS	Yes	No	No	No
ITEM_SUPP_COUNTRY	Yes	No	No	No
ITEM_MASTER	Yes	No	No	No
PACKITEM	Yes	No	No	No
DEPS	Yes	No	No	No
REPL_ITEM_LOC_UPDATES	No	Yes	No	Yes
SUB_ITEMS_DETAIL	Yes	No	No	No
MASTER_REPL_ATTR	Yes	Yes	Yes	Yes
REPL_ATTR_UPDATE_EXCLUDE	Yes	No	No	No
REPL_DAY_UPDATE	Yes	Yes	Yes	No

Table	Select	Insert	Update	Delete
STORE_ORDERS	No	No	No	Yes
PARTNER_ORG_UNIT	Yes	No	No	No
STORE	Yes	No	No	No
WH	Yes	No	No	No
SUPS	Yes	No	No	No
MV_SIZE_PROFILE	Yes	No	No	No

I/O Specification

N/A

rplbld (Replenishment Order Build)**Functional Area**

Replenishment

Module Affected

RPLBLD.PC

Design Overview

RPLBLD builds RMS orders from recommended order quantities (ROQ) generated by RPLEXT.PC and IBCALC.PC. CNTRPRSS.PC associates contracts with the ROQs created by RPLEXT.PC. These ROQs are placed on a temporary table (ORD_TEMP or IB_RESULTS) by RPLEXT.PC and IBCALC.PC. All records on ORD_TEMP/IB_RESULTS are processed by RPLBLD each night. These ORD_TEMP/IB_RESULTS records are placed into logical groups, and a RMS order is created for each logical group.

In order to be placed in the same order group, the item/location ROQs from ORD_TEMP/IB_RESULTS must share a common supplier, have the same order_status ('W'orksheet or 'A'pproved), and be on the same contract (or not be associated with a contract). Depending on flags on the ORD_INV_MGMT table, two other criteria can be used for splitting order groups. First, if the INV_MGMT_LVL is set to 'D'ept, only items in a single department are allowed in an ordering group. Secondly, the SINGLE_LOC_IND can be set to 'Y'es. If this is the case, only one location is allowed per ordering group. Finally, a SKU may only exist in an ordering group with a single origin country. When an item/loc ROQ ORD_TEMP/IB_RESULTS record is encountered with a different origin country than the one it exists with in the current ordering group, it is placed in a different ordering group.

To assist the recalculation and order scaling processes of replenishment ROQs, the REPL_RESULTS record, associated with the ORD_TEMP being processed, is updated with the ORDER_NO and ALLOC_NO that the ORD_TEMP record was placed with. IB_RESULTS is also updated with the ORDER_NO.

Scheduling Constraints

Schedule Information	Description
Processing Cycle	Phase 3 (daily)
Scheduling Considerations	Runs after RPLEXT.PC, CNTRPRSS.PC (if contracting is being used). Runs after VRPLBLD and IBCALC. Runs before SUPCNSTR.
Pre-Processing	None.
Post-Processing	None.
Threading Scheme	This program is threaded by supplier.

Restart/Recovery

The logical unit of work is supplier, contract number, and order status. Records will be committed to the database when commit_max_ctr defined in the RESTART_CONTROL table is reached

Locking Strategy

This program locks the Contract tables during day runs.

Security Considerations

N/A

Performance Considerations

N/A

Key Tables Affected

Table	Select	Insert	Update	Delete
ORD_TEMP	Yes	No	No	No
REPL_RESULTS	Yes	No	Yes	No
WH	Yes	No	No	No
ITEM_MASTER	Yes	No	No	No
IB_RESULTS	Yes	No	Yes	No
CONTRACT_HEADER	Yes	No	Yes	No
CONTRACT_DETAIL	Yes	No	Yes	No
ORDSKU	Yes	Yes	No	No
ORDLOC	Yes	Yes	No	No
ALLOC_HEADER	No	Yes	No	No
ALLOC_DETAIL	No	Yes	No	No
ITEM_LOC	Yes	No	No	No
ORDHEAD	No	Yes	Yes	No
ORD_INV_MGMT	Yes	Yes	Yes	No
ORDLC	No	Yes	No	No

Table	Select	Insert	Update	Delete
ITEM_SUPP_COUNTRY_LOC	No	No	No	No
ITEM_SUPP_COUNTRY	No	No	Yes	No
BUYER_WKSHT_MANUAL	No	No	Yes	No

I/O Specification

N/A

rplext (Vendor Replenishment Extraction)**Functional Area**

Replenishment

Module Affected

RPLEXT.PC

Design Overview

RPLEXT (Vendor Replenishment Extraction) is the driving program for the replenishment process. It cycles through every item-location combination that is ready to be reviewed on the current day, and calculates the quantity of the item that needs to be ordered to the location. The program then writes these temporary order line items to ORD_TEMP and REPL_RESULTS. ORD_TEMP is later reviewed by the module CNTRPRSS.PC in its evaluation of orders against contract types A, C, D, whereas REPL_RESULTS is processed by RPLBLD. During day runs, the batch processes only those rows which have been processed by reqext batch previously. It checks the RPL_NET_INVENTORY_TMP and processed only those present on that table during day run. In night runs, all the records will be processed.

Scheduling Constraints

Schedule Information	Description
Processing Cycle	Phase 3 (daily)
Scheduling Considerations	RPLATUPD, RILMAINT, RPLADJ, REQEXT and CNTRORDB need to run before RPLEXT. If contracting is being used, CNTRPRSS should run after RPLEXT; otherwise, run IBCXPL, IBCALC RPLBLD.
Pre-Processing	prepost rpl pre – truncate records in ORD_TEMP and ORD_MISSED tables.
Post-Processing	prepost rplext post – truncate records in tables RPL_DISTRO_TMP and RPL_ALLOC_IN_TMP.
Threading Scheme	Multiple processes of this program can be run at the same time against different departments.

Restart/Recovery

The logical unit of work is item/supplier. Records are committed to the database when commit_max_ctr defined in the restart_control table is reached

Locking Strategy

N/A

Security Considerations

N/A

Performance Considerations

N/A

Key Tables Affected

Table	Select	Insert	Update	Delete
DOMAIN_CLASS	Yes	No	No	No
DOMAIN_DEPT	Yes	No	No	No
DOMAIN_SUBCLASS	Yes	No	No	No
ITEM_SUPP_COUNTRY	Yes	No	No	No
PERIOD	Yes	No	No	No
REPL_DAY	Yes	No	No	No
REPL_ITEM_LOC	Yes	No	Yes	No
STORE	Yes	No	No	No
SYSTEM_OPTIONS	Yes	No	No	No
WH	Yes	No	No	No
SUPS	Yes	No	No	No
SUP_INV_MGMT	Yes	No	No	No
ORD_TEMP	No	Yes	No	No
REPL_RESULTS	No	Yes	No	No
RPL_NET_INVENTORY_TMP	Yes	No	No	No

I/O Specification

N/A

rplprg (Replenishment Purge)**Functional Area**

Replenishment

Module Affected

RPLPRG.PC

Design Overview

The replenishment extraction programs (RPLEXT, REQEXT) write a number of records to REPL_RESULTS. A store order upload process populates STORE_ORDERS. The investment buy process writes records to IB_RESULTS and the Buyer Worksheet Form populates BUYER_WKSHT_MANUAL. These tables hold information that is relevant to replenishment processes. Over time, records on these tables become unneeded and must be cleared out. The replenishment purge program goes through these tables and clears out those records that are older than a predetermined number of days. The purging cycles (number of days) are maintained in SYSTEM_OPTIONS table.

Scheduling Constraints

Schedule Information	Description
Processing Cycle	Ad Hoc
Scheduling Considerations	N/A
Pre-Processing	N/A
Post-Processing	N/A
Threading Scheme	N/A

Restart/Recovery

Because this program performs only deletes, there is no need for restart/recovery or multithreading, and there is no driving cursor. However, this program still needs an entry on RESTART_CONTROL to determine the number of records to be deleted between commits.

Locking Strategy

N/A

Security Considerations

N/A

Performance Considerations

N/A

Key Tables Affected

Table	Select	Insert	Update	Delete
SYSTEM_OPTIONS	Yes	No	No	No
ALL_TAB_PARTITIONS	Yes	No	No	No
REPL_RESULTS	No	No	No	Yes
BUYER_WKSHT_MANUAL	No	No	No	Yes
STORE_ORDERS	No	No	No	Yes
IB_RESULTS	No	No	No	Yes

I/O Specification

N/A

rplprg_month (Replenishment Purge)

Functional Area

Replenishment

Module Affected

RPLPRG_MONTH.PC

Design Overview

The replenishment extraction programs (RPLEXT, REQEXT) write a number of records to REPL_RESULTS. The investment buy process writes records to IB_RESULTS and the Buyer Worksheet Form populates BUYER_WKSHT_MANUAL. These tables hold information that is relevant to replenishment processes. Over time, records on these tables become unneeded and should be cleared out. The monthly replenishment purge program goes through these tables and clears out those records that are older than a predetermined number of days (maintained in SYSTEM_OPTIONS). The eways ewInvAdjustToRMS, ewReceiptToRMS need to be shutdown when RPLPRG_MONTH.PC is run.

Scheduling Constraints

Schedule Information	Description
Processing Cycle	Ad Hoc (Monthly)
Scheduling Considerations	N/A
Pre-Processing	N/A
Post-Processing	N/A
Threading Scheme	N/A

Restart/Recovery

Because this program performs only deletes, there is no need for restart/recovery or multithreading, and there is no driving cursor. However, this program still needs an entry on RESTART_CONTROL to determine the number of records to be deleted between commits.

Locking Strategy

N/A

Security Considerations

N/A

Performance Considerations

N/A

Key Tables Affected

Table	Select	Insert	Update	Delete
SYSTEM_OPTIONS	Yes	No	No	No
ALL_TAB_PARTITIONS	Yes	No	No	No
REPL_RESULTS	No	No	No	Yes
BUYER_WKSHT_MANUAL	No	No	No	Yes
STORE_ORDERS	No	No	No	Yes
IB_RESULTS	No	No	No	Yes

I/O Specification

N/A

rplspl (Replenishment/Truck Splitting)**Functional Area**

Replenishment

Module Affected

RPLSPLIT.PC

Design Overview

The purpose of this program is to select all the orders for truck splitting, which are created by the replenishment programs. The orders that are eligible are sent into the truck splitting logic and the resulting orders are created.

The orders, which are eligible for splitting, are as follows:

The order must be created today by replenishment with
ord_inv_mgmt.ord_approve_ind = 'Y'.

The order must not be already split.

The order must be a single location order and the location must be a warehouse.

The order must not have any allocations.

Scheduling Constraints

Schedule Information	Description
Processing Cycle	Phase 3 (Daily)
Scheduling Considerations	This program runs nightly after the replenishment-scaling program (SUPCNSTR.PC) and before the replenishment approval program (RPLAPPRV.PC).
Pre-Processing	N/A
Post-Processing	N/A
Threading Scheme	Thread by supplier

Restart/Recovery

The logical unit of work for this program is set at order level. Records are committed to the database when commit_max_ctr defined in the RESTART_CONTROL table is reached.

Locking Strategy

N/A

Security Considerations

N/A

Performance Considerations

N/A

Key Tables Affected

Table	Select	Insert	Update	Delete
ORDHEAD	Yes	Yes	Yes	No
ORDSKU	Yes	Yes	No	Yes
ORDLOC	Yes	Yes	No	Yes
ORD_INV_MGMT	Yes	Yes	Yes	Yes
ITEM_MASTER	Yes	No	No	No
WH	Yes	No	No	No
V_RESTART_SUPPLIER	Yes	No	No	No
ALLOC_HEADER	Yes	Yes	No	Yes
ALLOC_DETAIL	Yes	Yes	No	Yes
ALLOC_CHRG	No	No	No	Yes
ORDHEAD_REV	No	No	No	Yes
ORDSKU_REV	No	No	No	Yes
ORDLOC_REV	No	No	No	Yes
ORDLOC_WKSHT	No	No	No	Yes
ORDLOC_DISCOUNT	No	No	No	Yes
ORDCUST	No	No	No	Yes
ORDLC	No	No	No	Yes
DEAL_COMP_PROM	No	No	No	Yes
DEAL_ITEMLOC	No	No	No	Yes
DEAL_THRESHOLD	No	No	No	Yes
DEAL_DETAIL	No	No	No	Yes
DEAL_QUEUE	No	No	No	Yes
DEAL_CALC_QUEUE	No	No	No	Yes
DEAL_HEAD	No	No	No	Yes
REPL_RESULTS	No	No	No	Yes

Table	Select	Insert	Update	Delete
REV_ORDERS	No	No	No	Yes
ITEM_LOC	Yes	No	No	No
ITEM_SUPP_COUNTRY_LOC	Yes	No	No	No
CONTRACT_DETAIL	No	No	Yes	No
CONTRACT_HEAD	No	No	Yes	No
BUYER_WKSHT_MANUAL	No	No	Yes	No
IB_RESULTS	No	No	Yes	No

I/O Specification

N/A

supcnstr (Supplier constraint scaling)**Functional Area**

Ordering

Module Affected

SUPCNSTR.PC

Design Overview

This new batch program will process all orders eligible for scaling during the nightly replenishment run. The purpose of this program will be to select all of the orders created by the replenishment programs which are eligible for scaling. Once selected, the program will serve as a wrapper program and send each order number into the supplier constraint scaling library to actually perform the scaling on the order.

The orders which will be eligible for scaling are as follows:

If due order processing was used, only orders with a written date of today, origin type = 0 (replenishment order), due order processing indicator = 'Y', due order indicator = 'Y' and a scale order to constraint indicator = 'Y' will be processed. This encompasses all due orders created by replenishment which have constraints associated with them.

If due order processing was not used, only orders with a written date of today, origin type = 0 (replenishment order), ord_approve_ind = 'Y', status = 'W'orksheets, due order processing indicator = 'N', due order indicator = 'Y', and a scale order to constraint indicator = 'Y' will be processed. This encompasses all approved orders created by replenishment which have constraints associated with them.

Scheduling Constraints

Schedule Information	Description
Processing Cycle	PHASE 3 (daily)
Scheduling Considerations	Run after rplbld and before rplsplnt
Pre-Processing	N/A
Post-Processing	N/A

Schedule Information	Description
Threading Scheme	Threaded by supplier

Restart/Recovery

The logic unit of work for this program is an order number.

Locking Strategy

This batch locks ORD_INV_MGMT and ORDHEAD tables during day runs.

Security Considerations

N/A

Performance Considerations

N/A

Key Tables Affected

Table	Select	Insert	Update	Delete
ORDHEAD	Yes	No	Yes	No
ORD_INV_MGMT	Yes	No	Yes	No
PERIOD	Yes	No	No	No

I/O Specification

N/A

supsplit (Supplier Split)

Functional Area

Replenishment

Module Affected

supsplit.pc

Design Overview

The batch program will be used to split suggested order quantity on ORD_TEMP and REPL_RESULTS based on supplier split ratio setup at the REPL_ITEM_LOC_SUPP_DIST table.

Scheduling Constraints

Schedule Information	Description
Processing Cycle	Phase 3 (daily) – Multiple runs per day
Scheduling Considerations	N/A
Pre-Processing	prepost supsplit pre
Post-Processing	N/A
Threading Scheme	Threading is at the dept level using the V_RESTART_DEPT view

Restart/Recovery

The logical unit of work for this program is set at ord_temp_seq_no level. Threading is done by dept using the V_RESTART_DEPT view to thread properly. The driving cursor is ordered by item.

Locking Strategy

Multiple runs of replenishment batch processes during the day will be managed as part of the business process. Only the batch scheduler will be changed. No special logic is in place to prevent data locking.

Security Considerations

N/A

Performance Considerations

N/A

Key Tables Affected

Table	Select	Insert	Update	Delete
ORD_TEMP	Yes	Yes	Yes	No
REPL_RESULTS	Yes	Yes	Yes	No
ITEM_SUPP_COUNTRY_LOC	Yes	No	No	No
REPL_ITEM_LOC_SUPP_DIST	Yes	No	No	No
V_RESTART_DEPT	Yes	No	No	No

I/O Specification

N/A

RDW – RMS Integration

Overview

RMS works in conjunction with the Oracle Retail Extract Transform and Load (RETL) framework. This architecture optimizes a high performance data processing tool that allows database batch processes to take advantage of parallel processing capabilities. The RETL framework runs and parses through the valid operators composed in XML scripts.

This chapter serves as a reference to the RETL extraction RMS programs. Note that the data in this chapter is organized according to the logic of RDW (dimension data and table data), though a retailer can use the data to suit its business needs.

For information summarizes the configuration, architecture and features for RETL programs utilized in RMS/ReSA extractions, see Volume 3 – Backend Configuration and Operations of this Operations Guide.

For more information about the RETL tool, see the latest RETL Programmer's Guide.

Note: See the Oracle Retail Merchandising Batch Schedule for information on the batch schedule and program flow diagrams.

RMS Extract Data (Based on RDW Dimension Data)

The extraction modules that were designed originally for RDW dimension data do not have an "argument" column in the table below. These modules do not require a path/file_name parameter. These modules assume output text files are located in \${MMHOME}/data and named <DM KSH module name>.txt. If retailers wish to change this default path, they need to pass in their own path/file_name at the command line.

Program	Functional Area	Source Table or File	Schema File	Target File or Table
cdedtlex.ksh	Codes	CODE_DETAIL	cdedtldm.sc hema	cdedtldm.txt
cmptrex.ksh	Competitor	COMPETITOR	cmptrdm.sc hema	cmptrdm.txt
cmptrlmex.ksh	Competitor	COMP_STORE_LINK, CODE_DETAIL	cmptrlmdm. schema	cmptrlmdm.txt
cmptilocex.ksh	Competitor	COMP_STORE	cmptilocdm. schema	cmptilocdm.tx t
crncycdex.ksh	Currency Code	CURRENCIES	crncycddm.s chema	crncycddm.txt
emplyex.ksh	Employee	SA_EMPLOYEE	emplydm.sc hema	emplydm.txt

Program	Functional Area	Source Table or File	Schema File	Target File or Table
orgaraex.ksh	Organization	AREA	orgaradm.sc hema	orgaradm.txt
orgchanex.ksh	Organization	CHANNELS, BANNER	orgchandm. schema	orgchandm.txt
orgchnex.ksh	Organization	CHAIN, COMPHEAD	orgchndm.s chema	orgchndm.txt
orgdisex.ksh	Organization	DISTRICT	orgdisdm.sc hema	orgdisdm.txt
orgllmex.ksh	Organization	LOC_LIST_DETAIL	orgllmdm.sc hema	orgllmdm.txt
orgloceex.ksh	Organization	STORE, DISTRICT, CURRENCIES, COUNTRY, STORE_ATTRIBUTES, STORE_FORMAT,STATE, TSFZONE, PROMOZONE, WH, SYSTEM_OPTIONS, WH_ATTRIBUTES, PROMO_ZONE, CHANNELS, BANNER USER_TAB_ COLUMNS	orglocdm.sc hema	orglocdm.txt
orglolex.ksh	Organization	LOC_LIST_HEAD	orgloldm.sc hema	orgloldm.txt
orgltmex.ksh	Organization	LOC_TRAITS_ MATRIX	orgltmdm.sc hema	orgltmdm.txt
orgltrex.ksh	Organization	LOC_TRAITS	orgltrdm.sc hema	orgltrdm.txt
orgrgnex.ksh	Organization	REGION	orgrgndm.sc hema	orgrgndm.txt
phasex.ksh	Product Season	PHASES	phasdm.sch ema	phasdm.txt
prdclex.ksh	Product	CLASS, MERCHANT, BUYER,DEPS	prdcldm.sc hema	prdcldm.txt
prdcmpex.ksh	Company	COMPHEAD	prdcmpdm. schema	prdcmpdm.txt
prddepx.ksh	Product	DEPS, CODE_DETAIL, MERCHANT, BUYER	prddepdm.s chema	prddepdm.txt
prddifex.ksh	Product	DIFF_IDS	prddifdm.s chema	prddifdm.txt

Program	Functional Area	Source Table or File	Schema File	Target File or Table
prddivex.ksh	Product	DIVISION, COMPHEAD, MERCHANT, BUYER	prddivdm.sc hema	prddivdm.txt
prddtypex.ksh	Product	DIFF_TYPES	prddtypdm. schema	prddtypdm.txt
prdgrpex.ksh	Product	GROUPS, MERCHANT, BUYER	prdgrpdm.s chema	prdgrpdm.txt
Prdislex.ksh	Item-Supplier-Location	ITEM_SUPP_COUNTRY_LO, ITEM_MASTER, ITEM_SUPP_COUNTRY_DIM, ITEM_SUPP_COUNTRY, ITEM_LOC, ITEM_SUPPLIER	prdisldm.sc hema	prdisldm.txt
prditmex.ksh	Product Dimension	ITEM_MASTER, UOM_CLASS, CODE_DETAIL, USER_TAB_COLUMNS	prditmdm.s chema	prditmdm.txt
prditmlx.ksh	Product	SKULIST_HEAD	prditlmdm.s chema	prditlmdm.txt
prditmlmex.ksh	Product	SKULIST_DETAIL, ITEM_MASTER	prditmlmd m.schema	prditmlmdm.t xt
prditmltmex.ksh	Item-Location Trait	ITEM_LOC_TRAITS, ITEM_MASTER, CODE_DETAIL	prditmltmd m.schema	prditmltmdm.t xt
prdisex	Item-Supplier	ITEM_SUPPLIER, ITEM_MASTER	prdisdm.sch ema	prdisdm.txt

Program	Functional Area	Source Table or File	Schema File	Target File or Table
prditmsmex.ksh Note: prditmsmex.ksh extracts the latest season/phase combination for all tracking level and above items. In other words, if item A is attached to season A/phase A and season A/phase B in RMS, and phase B starts after phase A, only season A/phase B shows up in the matrix association to item A.	Product	ITEM_SEASONS, PHASES, ITEM_MASTER	prditmsmd m.schema	prditmsmdm.t xt
prdpimex.ksh	Product	PACKITEM_ BREAKOUT, ITEM_MASTER	prdpimdm.s chema	prdpimdm.txt
prdsbcex.ksh	Product	SUBCLASS, DEPS, CLASS, BUYER, MERCHANT	prdsbcdm.sc hema	prdsbcdm.txt
prdudaex.ksh	Product	ITEM_MASTER, UDA UDA_ITEM_DATE, UDA_ITEM_FF, UDA_VALUES UDA_ITEM_LOV	prditmuhd m.schema, prditmudd m.schema prditmumd m.schema	prditmuhdm.t xt prditmuddm.t xt prditmumd m.t xt
regngrpex.ksh	Regionality	SEC_GROUP, CODE_DETAIL	regngrpdm. schema	regngrpdm.txt
regnmtxex.ksh	Regionality	REGIONALITY_MATRIX, ITEM_MASTER, ITEM_SUPP_COUNTRY_L OC	regnmtxdm. schema	regnmtxdm.txt
Rsnex.ksh	Reason	CODE_DETAIL, INV_ADJ_REASON, INV_STATUS_TYPES, QC_FAILURE_CODES, CODE_HEAD, NON_MERCH_CODE_ HEAD	rsndm.sche ma	rsndm.txt
seasnex.ksh	Product Season	SEASONS	seasndm.sch ema	seasndm.txt

Program	Functional Area	Source Table or File	Schema File	Target File or Table
subtrantypex.ksh	Sub-Transaction Type	CODE_DETAIL	subtrantypdm.schema	subtrantypdm.txt
supctrex.ksh	Supplier	CONTRACT_HEADER, CODE_DETAIL	supctrdm.schema	supctrdm.txt
Supsupex.ksh	Supplier	SUPS, CURRENCIES, SYSTEM_OPTIONS, USER_TAB_COLUMNS	supsupdm.schema	supsupdm.txt
Suptrmex.ksh	Supplier	SUP_TRAITS_MATRIX	suptrmdm.schema	suptrmdm.txt
suptrtex.ksh	Supplier	SUP_TRAITS	suptrtdm.schema	suptrtdm.txt
tndrtypex.ksh	Tender Type	POS_TENDER_TYPE_HEAD, CODE_DETAIL	tndrtypedm.schema	tndrtypedm.txt
ttltypex.ksh	ReSA Total Type Dimension	SA_TOTAL_HEAD	ttltypdm.schema	ttltypdm.txt

RMS Extract Data (Based on RDW Fact Data)

The 'Arguments' column lists all the command line parameters that exist in addition to the module name itself. For the extraction modules below, the data file path/file_name is a required command line parameter. The "Arguments" column contains the extraction data file directory path and file name, such as \${MMHOME}/data/cmptrcilddm.txt. If retailers wish to change this path, they need to substitute their own path/file_name at the command line.

Unless otherwise noted, the number of days that a transaction can be back posted is limited by the stock ledger. If a transaction is extracted with a date prior to or equal to the last closed end-of-month, then the date is changed during the extraction to the current business virtual date.

Program	Functional Area	External Data Source	Source Table or File	Schema File	Target File or Table	Arguments	Notes
cmptrpcildex.ksh	Competitor Pricing	RMS	COMP_STORE_LINK,COMP_PRICE HIST,CURRENCY_RATES,COMP_STORE, ITEM_MASTER	cmptrpcilddm.schema	cmptrpcilddm.txt	output_file_path/file_name	Back posting of competitor pricing data is not limited by the RMS stock ledger. This module accurately back posts competitor pricing facts, regardless of whether the facts occurred before the RMS SYSTEM_VARIABLES.LAST_END_OF_MONTH_DATE.
cstisldex.ksh	Cost	RMS	PRICE_HIST, ITEM_SUPP_COUNTRY_LOC, ITEM_LOC, ITEM_MASTER	cstislddm.schema	cstislddm.txt	output_file_path/file_name	
exchngratex.ksh	Exchange Rates	RMS	CURRENCY_RATES, EURO_EXCHANGE_RATE	exchngratedm.schema	exchngratedm.txt	output_file_path/file_name	

Program	Functional Area	External Data Source	Source Table or File	Schema File	Target File or Table	Arguments	Notes
invildex.ksh	Inventory Position	RMS	ORDLOC_REV,V _PACKSKU_QTY ,IF_TRAN_DATA , ITEM_MASTER, ITEM_LOC, ITEM_LOC_SOH, REPL_ITEM_LOC , ORDHEAD, ORDLOC, PACKITEM	invildd m.schem a	invildd m.txt	out_file_pat h/filename	This module only pulls the inventory position for item-location combinations that underwent a change in inventory position for the given day. The fact that something changed is communicated to a target system (such as RDW) by a record for the item-location on the IF_TRAN_DATA table or a record on the ORDLOC_REV table for the item-location with the rev_date equal to the business virtual date for the batch run.
ivaildex.ksh	Inventory Adjustment	RMS	IF_TRAN_DATA, ITEM_MASTER	ivaildd m.schem a	ivaildd m.txt	out_file_pat h/filename	
ivrcpildex.ksh	Inventory Receipts	RMS	IF_TRAN_DATA, ITEM_MASTER	ivrcpild dm.sche ma	ivrcpild dm.txt	out_file_pat h/filename	
ivrildex.ksh	Return to Vendor	RMS	RTV_HEAD, RTV_DETAIL, ITEM_LOC, ITEM_MASTER	ivrilddm .schema	ivrilddm .txt	output_file_ path/filena me	
ivtildex.ksh	Inventory Transfers	RMS	IF_TRAN_DATA, ITEM_MASTER	ivtilddm .schema	ivtilddm .txt	output_file_ path/filena me	

Program	Functional Area	External Data Source	Source Table or File	Schema File	Target File or Table	Arguments	Notes
ivuildex.ksh	Unavailable Inventory	RMS	INV_STATUS_QTY, ITEM_LOC, ITEM_LOC_SOH, IF_TRAN_DATA, V_PACKSKU_QTY, ITEM_MASTER	ivuilddm.schema	ivuilddm.txt	out_file_path/filename	
lptotldex.ksh	Loss Prevention Totals (cashier over or short)	ReSA(RDWC file)	RDWC file	Input (formats input data from ReSA): lptotldex.schema _____ _Output (formats output text file): lptotldm.schema	lptotldm.txt	output_file_path/filename input_file_path/filename	1. Input file name must begin with RDWC. 2. Before running lptotldex, RDWC input file must be properly formatted by running ReSA Perl script resa2rdw.
lptotldex.ksh	Loss Prevention Totals (user defined totals)	ReSA(RDWS file)	RDWS file	Input (formats input data from ReSA): lptotldex.schema _____ _Output (formats output text file): lptotlddm.schema	lptotlddm.txt	output_file_path/filename input_file_path/filename	1. Input file name must begin with RDWS. 2. Before running lptotldex, RDWS input file must be properly formatted by running ReSA Perl script resa2rdw.
ncstuildex.ksh	Net Cost	RMS	FUTURE_COST, ITEM_SUPP_COUNTRY, ITEM_LOC, ITEM_MASTER	ncstuilddm.schema	ncstuilddm.txt	output_file_path/filename	
prcildex.ksh	Pricing	RMS	PRICE_HIST, ITEM_MASTER	prcilddm.schema	prcilddm.txt	output_file_path/filename	

Program	Functional Area	External Data Source	Source Table or File	Schema File	Target File or Table	Arguments	Notes
rplcildex.ksh	Replacements	RMS	IF_TRAN_DATA, STORE, CHANNELS	rplcildm. schema	rplcildm. m.txt	output_file_ path/filename	
savidex.ksh	Supplier Availability	RMS	SUP_AVAIL	saviddm. .schema	saviddm. .txt	output_file_ path/filename	
scmialdex.ksh	Supplier Compliance	RMS	SHIPMENT, ORDHEAD	scmialdm. schema	scmialdm. dm.txt	output_file_ path/filename	
scmioldex.ksh	Supplier Compliance	RMS	ORDHEAD, ORDLOC, STORE, WH,SHIPMENT	scmioldm. schema	scmioldm. dm.txt	output_file_ path/filename	
scrqtdex.ksh	Supplier Compliance	RMS	SHIPMENT, ORDLOC, SHIPSKU, ORDHEAD, IF_TRAN_DATA, ITEM_MASTER, V_PACKSKU_QTY	scrqtdm. schema	scrqtdm. m.txt	output_file_ path/filename	
scrtlldex.ksh	Supplier Compliance	RMS	IF_TRAN_DATA, ORDHEAD, SHIPMENT, WH, SOURCE_DLVR _SCHED, SOURCE_DLVR _SCHED_DAYS	scrtlldm. schema	scrtlldm. m.txt	output_file_ path/filename	
sctidex.ksh	Supplier Contract	RMS	CONTRACT_HEADER, CONTRACT_DETAIL, CONTRACT_COST, ORDHEAD, ORDLOC, ITEM_MASTER	sctiddm. schema	sctiddm. txt	output_file_ path/filename	Only DWI module that can extract facts above tracking level (RMS allows contract facts at the tracking level and above, even in the same item family). Item_key can be tracking level or above.

Program	Functional Area	External Data Source	Source Table or File	Schema File	Target File or Table	Arguments	Notes
sfcilwex.ksh	Sales Forecasts	RMS	ITEM_FORECAST, DOMAIN_DEPT, ITEM_MASTER, DOMAIN_CLASS / DOMAIN_SUBCLASS	sfcilwd m.schem a	sfcilwd m.txt	output_file_path/filename	This module runs weekly.
slsildmex.ksh	Sales and Returns Transactions	ReSA(RDWT file)	ITEM_MASTER, VAT_ITEM, STORE, ITEM_LOC_SOH, CLASS	Input (formats input data from ReSA): slsildmex.schem a _Output s (formats output text files): slsildmex.schem a lptldmd m.schem a slsprmil nlmdm.s chema	lptldmd m.txt, slsildmd m.txt slsprmil nlmdm.txt	st_sls_out_file_path/st_sls_out_file st_lp_out_file_path/st_lp_out_file st_prm_out_file_path/st_prm_out_file in_file_path/in_file thread_number	<p>1. This module takes one input file from ReSA (RDWT file), and outputs three flat files: a sales transaction file, a sales transaction loss prevention file, and a sales promotion detail file.</p> <p>2. Input file name must begin with RDWT.</p> <p>3. Before running slsildmex, the RDWT input file must be properly formatted by running ReSA Perl script res2rdw.</p> <p>4. Thread_number should uniquely identify an instance of slsildmex. This allows two different stores' RDWT files to be processed by two concurrent instances of the module.</p>

Program	Functional Area	External Data Source	Source Table or File	Schema File	Target File or Table	Arguments	Notes
Slsmkdnildex.ksh	Markdowns	RMS	IF_TRAN_DATA, ITEM_MASTER	slsmkdn ilddm.schem hema	slsmkdn ilddm.tx t	output_file_ path/filena me with path	
stlblmthex.ksh	Stock Ledger	RMS	MONTH_DATA	stlblmth dm.sche ma	stlblmth dm.txt	output_file_ path/filena me	This module runs weekly
stlblwex.ksh	Stock Ledger	RMS	WEEK_DATA	stlblwd m.schem a	stlblwd m.txt	output_file_ path/filena me	This module runs weekly.
ttldmex.ksh	Tender Transaction(Loss Prevention)	ReSA (RDWF file)	RDWF file	Input (formats input data from ReSA): ttldmex. schema _____ _Output (formats output text file): ttldmdm. schema	ttldmdm .txt	output_file_ path/filena me input_file_p ath/filenam e	1. Input file name must begin with RDWF. 2. Before running ttldmex, the RDWF input file must be properly formatted by running ReSA Perl script resa2rdw.
vchreschdex.ksh	Escheated Vouchers	RMS	SA_VOUCHER	vchresch ddm.sch ema	vchresch ddm.txt	output_file_ path/filena me	
vchrmoefeldsgex.ksh	Voucher Movement	RMS	SA_VOUCHER	vchrmo veldsg.s chema	vchrmo veldsg.t xt	output_file_ path/filena me	
vchroutlwex.ksh	Outstanding Vouchers	RMS	SA_VOUCHER	vchroutl wdm.sc hema	vchroutl wdm.txt	output_file_ path/filena me	This module runs weekly.

Maintenance Programs

Program	Functional Area	Module Type	External Data Source	Source Table or File	Target File or Table	Notes
Post_dwi_tem p.ksh	Post-DWI maintenance	Maintenance	N/A	N/A	N/A	Drop temp tables
pre_dwi_ext r.act.ksh	Pre-DWI maintenance	Maintenance	RMS	PERIOD, SYSTEM_OPTIONS, SYSTEM_VARIABLES, CURRENT_Y_RATES	class_level_val _ind.txt, consolidation_ code.txt, domain_level.t xt, last_eom_date. txt, max_backpost_ _days.txt, multi_curren cy_ind.txt, prime_curren cy_code.txt, prime_exchg _rate.txt, stklmgr_val_in cl_refl_ind.txt, vat_ind.txt, vdate.txt	This module expects these text files to exist in \${MMHOME}/rfx/etc when it runs. Text files containing default values for the very first run are included in the installation process.
pre_dwi_tem p.ksh	Pre-DWI maintenance	Maintenance	RMS	CURRENT_Y_RATES, WH, EURO_EXCHANGE_RATE, STORE, SUPS, CONTRACT_HEADER, INVC_DETAIL, INVC_HEADER	curr_tran_day _temp, loc_exchg_r ate_temp, supp_exchg_ rate_temp, cntrct_exchg_ rate_temp, invc_exchg_r ate_temp	

RETL API Flat File Specifications

This section contains application programming interfaces (APIs) that describe the file format specifications for all text files.

In addition to providing individual field description and formatting information, the APIs provide basic business rules for the incoming data.

API Format

Each API contains a business rules section and a file layout. Some general business rules and standards are common to all APIs. The business rules are used to ensure the integrity of the information held within RDW. In addition, each API contains a list of rules that are specific to that particular API.

File Layout

- **Field Name:** Provides the name of the field in the text file.
- **Description:** Provides a brief explanation of the information held in the field.
- **Data Type/Bytes:** Includes both data type and maximum column length. Data type identifies one of three valid data types: character, number, or date. Bytes identifies the maximum bytes available for a field. A field may not exceed the maximum number of bytes (note that ASCII characters usually have a ratio of 1 byte = 1 character)
 - **Character:** Can hold letters (a,b,c...), numbers (1,2,3...), and special characters (\$,#,&...)
 - **Numbers:** Can hold only numbers (1,2,3...)
 - **Date:** Holds a specific year, month, day combination. The format is "YYYYMMDD", unless otherwise specified.
- Any required formatting for a field is conveyed in the Bytes section. For example, Number (18,4) refers to number precision and scale. The first value is the precision and always matches the maximum number of digits for that field; the second value is the scale and specifies, of the total digits in the field, how many digits exist to the right of the decimal point. For example, the number -12345678901234.1234 would take up twenty ASCII characters in the flat file; however, the overall precision of the number is still (18,4).
- **Field Order:** Identifies the order of the field in the schema file.
- **Required Field:** Identifies whether the field can hold a null value. This section holds either a 'yes' or a 'no'. A 'yes' signifies the field may not hold a null value. A 'no' signifies that the field may, but is not required, to hold a null value.

General Business Rules and Standards Common to All APIs

- Complete 'snapshot' (of what RDW refers to as dimension data):
A majority of RDW's dimension code requires a complete view of all current dimensional data (regardless of whether the dimension information has changed) once at the end of every business day. If a complete view of the dimensional data is not provided in the text file, invalid or incorrect dimensional data can result. For instance, not including an active item in the prditmdm.txt file causes that item to be closed (as of the extract date) in the data warehouse. When a sale for the item is processed, the fact program stores not find a matching 'active' dimension record. Therefore, it is essential, unless otherwise noted in each API's specific business rules section, that a complete snapshot of the dimensional data be provided in each text file.
If there are no records for the day, an empty flat file must still be provided.
- Updated and new records of (what RDW refers to as fact data):
Facts being loaded to RDW can either be new or updated facts. Unlike dimension snapshots, fact flat files stores only contain new/updated facts exported from the source system once per day (or week, in some cases). Refer to each API's specific business rules section for more details.
If there are no new or changed records for the day, an empty flat file must still be provided.
- Primary and local currency amount fields
Amounts are stored in both primary and local currencies for most fact tables. If the source system uses multi-currency, then the primary currency column holds the primary currency amount, and the local currency column holds the local currency amount. If the location happens to use the primary currency, then both primary and local amounts hold the primary currency amount. If the source system does not use multi-currency, then only the primary currency fields are populated and the local fields hold NULL values.
- Leading/trailing values:
Values entered into the text files are the exact values processed and loaded into the datamart tables. Therefore, the values with leading and/or trailing zeros, characters, or nulls are processed as such. RDW does not strip any of these leading or trailing values, unless otherwise noted in the individual API's business rules section.
- Indicator columns:
Indicator columns are assumed to hold one of two values, either "Y" for yes or "N" for no.

- Delimiters:

Note: Make sure the delimiter is never part of your data.

- Dimension Flat File Delimiter Standards (as defined by RDW): Within dimension text files, each field must be separated by a pipe (|) character, for example a record from prddivdm.txt may look like the following:

```
1000|1|Homewares|2006|Henry Stubbs|2302|Craig Swanson
```

- Fact Flat File Delimiter Standards (as defined by RDW): Within facts text files, each field must be separated by a semi-colon character (;). For example a record from exchngratedm.txt may look like the following:

```
WIS;20010311;1.73527820592648544918
```

See the latest RETL Programmer’s Guide for additional information.

- End of Record Carriage Return:

Each record in the text file must be separated by an end of line carriage return. For example, the three records below, in which each record holds four values, should be entered as:

```
1|2|3|4
5|6|7|8
9|10|11|12
```

and not as a continuous string of data, such as:

```
1|2|3|4|5|6|7|8|9|10|11|12
```

cdedtldm.txt

Business rules:

- This data is loaded during installation.
- This interface file contains code and code description.
- This interface file cannot contain duplicate records for a cde_type, cde combination.
- This interface file contains the complete snapshot of active information.
- This interface file follows the dimension flat file interface layout standard.

Name	Description	Data Type/Bytes	Field order	Required field
CDE_TYPE	The code type, which serves as a grouping mechanism for the different codes stored on the CDE_DTL_DM table.	VARCHAR2(6)	1	Yes
CDE	The unique identifier for the code within a code type.	VARCHAR2(6)	2	Yes
CDE_DESC	The description associated with the code.	VARCHAR2(120)	3	Yes

cmptrdm.txt

Business rules:

- This interface file contains competitor information.
- This interface file cannot contain duplicate records for a cmptr_idnt.
- This interface file follows the dimension flat file interface layout standard.

Name	Description	Data Type/Bytes	Field order	Required field
CMPTR_IDNT	The unique identifier of the competitor	VARCHAR2(10)	1	Yes
CMPTR_DESC	The name of competitor.	VARCHAR2(120)	2	No
CMPTR_ADDR	The competitor address.	VARCHAR2(722)	3	No
CMPTR_CITY_NAME	The competitor city	VARCHAR2(120)	4	No
CMPTR_ST_OR_PRVNC_CDE	The competitor state or province.	VARCHAR2(3)	5	No
CMPTR_CNTRY_CDE	The competitor country	VARCHAR2(10)	6	No

cmptrlmdm.txt

- This interface file defines the association between location and competitor location.
- This interface file cannot contain duplicate records for a cmptr_loc_idnt and cmptr_idnt combination.
- This interface file follows the dimension flat file interface layout standard.

Name	Description	Data Type/Bytes	Field order	Required field
LOC_IDNT	The unique identifier of the location.	CHARACTER(10)	1	Yes
CMPTR_LOC_IDNT	The unique identifier of the competitor location.	CHARACTER(10)	2	Yes
TARGET_CMPTR_IND	Identifies the target competitor of a retailer's store. This competitor's retail is used along with the primary store within a zone when calculating a recommended retail in Price Management. Valid values are: Y, and N.	VARCHAR2(1)	3	Yes
CMPTR_RANK	The rank of each competitor store compared to the other stores.	NUMBER(2)	4	No
DISTANCE	The distance between the retailer's store and the competitor's store.	NUMBER(4)	5	No
DISTANCE_UOM_CDE	The unit of measure code the distance is captured in. Valid values are 1 = 'Miles', 2 = 'Kilometers'.	VARCHAR2(6)	6	No

Name	Description	Data Type/Bytes	Field order	Required field
DISTANCE_UOM_DESC	The unit of measure description the distance is captured in.	VARCHAR2(120)	7	No

cmptrlocdm.txt

Business rules:

- This interface file contains non-historical information about competitors and their individual locations.
- This interface file cannot contain duplicate records for a cmptr_loc_idnt, cmptr_idnt combination.
- This interface file follows the dimension flat file interface layout standard.

Name	Description	Data Type/Bytes	Field order	Required field
CMPTR_LOC_IDNT	The unique identifier of the competitor location	VARCHAR2(10)	1	Yes
CMPTR_IDNT	The unique identifier of the competitor	VARCHAR2(10)	2	Yes
CMPTR_LOC_DESC	The competitor store description	VARCHAR2(160)	3	No
CMPTR_LOC_ADDR	The competitor store's address	VARCHAR2(722)	4	No
CMPTR_LOC_CITY_NAME	The competitor store city	VARCHAR2(120)	5	No
CMPTR_LOC_ST_OR_PRVNC_CDE	The competitor store state	VARCHAR2(3)	6	No
CMPTR_LOC_CNTRY_CDE	The competitor store country	VARCHAR2(10)	7	No
ESTIMATED_VOLUME	The estimated yearly sales volume of the competitor at assigned location.	NUMBER(18,4)	8	No
CMPTR_CRNCY_CDE_IDNT	The unique identifier of the currency code. E.g: USD is the local currency code for US Dollar	VARCHAR2(10)	9	No

cmptrrcilddm.txt

Business rules:

- This interface file contains competitor's pricing facts for the client location, competitor location and item combination on a given day.
- This interface file cannot contain duplicate transactions for item_idnt, loc_idnt, cmptr_loc_idnt, day_dt combinations.
- This interface file follows the fact flat file interface layout standard.
- This interface file contains neither break-to-sell items nor packs that contain break-to-sell component items.

Name	Description	Data Type/Bytes	Field order	Required field
ITEM_IDNT	The unique identifier of an item.	CHARACTER(25)	1	Yes
LOC_IDNT	The unique identifier of the location.	CHARACTER(10)	2	Yes
CMPTR_LOC_IDNT	The unique identifier of the competitor location.	CHARACTER(10)	3	Yes
DAY_DT	The calendar day on which the transaction occurred.	DATE	4	Yes
F_CMPTR_UNIT_RTL_AMT	The competitor's unit retail amount for a particular item in primary currency.	NUMBER(18,4)	5	No
F_CMPTR_UNIT_RTL_AMT_LCL	The competitor's unit retail amount for a particular item in local currency.	NUMBER(18,4)	6	No
F_CMPTR_MULTI_UNIT_RTL_AMT	The competitor's multi unit retail amount for a particular item in primary currency.	NUMBER(18,4)	7	No
F_CMPTR_MULTI_UNIT_RTL_AMT_LCL	The competitor's multi unit retail amount for a particular item in local currency.	NUMBER(18,4)	8	No
RTL_TYPE_CDE	The price type ('R'egular, 'P'romotion, 'C'learance).	CHARACTER(2)	9	Yes
OFFER_TYPE_CDE	This non-aggregatable field identifies the offer type code of the competitor's promotional retail. Examples of valid values are 1 = 'Coupon', 2= 'Mailer', etc.	VARCHAR2(6)	10	No
MULTI_UNITS_QTY	This non-aggregatable field identifies the multi units associated with F_CMPTR_UNIT_RTL_AMT for a particular item.	NUMBER(12,4)	11	No

crnycddm.txt

Business rules:

- This interface file contains currency code information.
- This interface file cannot contain duplicate records for a crncy_cde_idnt.
- This interface file follows the dimension flat file interface layout standard.

Name	Description	Data Type/Bytes	Field order	Required field
CRNCY_CDE_IDNT	The unique identifier of the currency code.	VARCHAR2(10)	1	Yes
CRNCY_CDE_DESC	The description of local currency code. That is, description for USD = US Dollar.	VARCHAR2(120)	2	Yes

cstislddm.txt

Business rules:

- This interface file contains cost information for a tracking level item, supplier, and location combination on a given day.
- This interface file cannot contain duplicate transactions for an item_idnt, loc_idnt, supp_idnt and day_dt combination.
- This interface file follows the fact flat file interface layout standard.
- This interface file contains neither break-to-sell items nor packs that contain break-to-sell component items.
- This interface file only contains records with tran_type of 0 (new cost) or tran_type of 2 (cost change).

Name	Description	Data Type/Bytes	Field order	Required field
ITEM_IDNT	The unique identifier of an item.	CHARACTER(25)	1	Yes
LOC_IDNT	The unique identifier of the location.	CHARACTER(10)	2	Yes
SUPP_IDNT	The unique identifier of a supplier.	CHARACTER(10)	3	Yes
DAY_DT	The calendar day on which the transaction occurred.	DATE	4	Yes
F_BASE_COST_AMT	The cost valuation in primary currency	NUMBER(18,4)	5	No
F_BASE_COST_AMT_LCL	The cost valuation in local currency	NUMBER(18,4)	6	No

emplydm.txt

Business rules:

- This interface file contains the employee data.
- This interface file cannot contain duplicate records for an emply_idnt.
- This interface file follows the dimension flat file interface layout standard.
- This interface file contains the complete snapshot of active information.

Name	Description	Data Type/Bytes	Field order	Required field
EMPLY_IDNT	The unique identifier of the employee.	VARCHAR2(10)	1	Yes
EMPLY_NAME	The name of the employee.	VARCHAR2(120)	2	Yes
EMPLY_ROLE	Indicates the type of position the employee holds. 'C'ashier, 'S'alesperson, 'O'ther.	VARCHAR2(1)	3	Yes

exchngratedm.txt

Business rules:

- This interface file contains currency exchange rate information.
- This interface file cannot contain duplicate records for a crncy_cde_idnt, day_dt combination.
- This interface file follows the fact flat file interface layout standard.
- This interface file contains only the current day's new or changed information.

Name	Description	Data Type/Bytes	Field order	Required field
CRNCY_CDE_IDNT	The unique identifier of the currency code.	CHARACTER(10)	1	Yes
DAY_DT	The calendar day on which the transaction occurred.	DATE	2	Yes
F_EXCHNG_RATE	The current exchange rate.	NUMBER(18,4)	3	No

invilddm.txt

Business rules:

- This interface file contains end of day inventory levels and status for an item and location combination on a given day.
- This interface file cannot contain duplicate records for an item_idnt, loc_idnt, day_dt combination.
- This interface file follows the fact flat file interface layout standard.
- This interface file contains only the current day's new or changed information.
- This interface file contains neither break-to-sell items nor packs that contain break-to-sell component items.

Name	Description	Data Type/Bytes	Field order	Required field
ITEM_IDNT	The unique identifier of an item.	CHARACTER(25)	1	Yes
LOC_IDNT	The unique identifier of the location.	CHARACTER(10)	2	Yes
DAY_DT	The calendar day on which the transaction occurred.	DATE	3	Yes
LOC_TYPE_CDE	The code that indicates whether the location is a store or warehouse.	CHARACTER(2)	4	Yes
RTL_TYPE_CDE	The price type ('R'egular, 'P'romotion, 'C'learance).	CHARACTER(2)	5	Yes
F_I_SOH_QTY	The total quantity of inventory on hand.	NUMBER(12,4)	6	No
F_I_SOH_COST_AMT	The extended cost amount of inventory in stock in primary currency. The product of the weighted average cost in primary currency and the current stock on hand quantity.	NUMBER(18,4)	7	No

Name	Description	Data Type/Bytes	Field order	Required field
F_I_SOH_COST_AMT_LCL	The extended cost amount of inventory in stock in local currency. The product of the weighted average cost in local currency and the current stock on hand quantity.	NUMBER(18,4)	8	No
F_I_SOH_RTL_AMT	The extended retail amount of inventory in stock in primary currency. The product of the unit retail in primary currency and the current stock on hand quantity.	NUMBER(18,4)	9	No
F_I_SOH_RTL_AMT_LCL	The extended retail amount of inventory in stock in local currency. The product of the unit retail in local currency and the current stock on hand quantity.	NUMBER(18,4)	10	No
F_I_ON_ORD_QTY	The quantity of inventory on order.	NUMBER(12,4)	11	No
F_I_ON_ORD_COST_AMT	The extended cost amount of inventory on order in primary currency. The product of the order unit cost in primary currency and the current on order quantity.	NUMBER(18,4)	12	No
F_I_ON_ORD_COST_AMT_LCL	The extended cost amount of inventory on order in local currency. The product of the order unit cost in local currency and the current on order quantity.	NUMBER(18,4)	13	No

Name	Description	Data Type/Bytes	Field order	Required field
F_I_ON_ORD_RTL_AMT	The extended retail amount of inventory on order in primary currency. The product of the order unit retail in primary currency and the current on order quantity.	NUMBER(18,4)	14	No
F_I_ON_ORD_RTL_AMT_LCL	The extended retail amount of inventory on order in local currency. The product of the order unit retail in local currency and the current on order quantity.	NUMBER(18,4)	15	No
F_I_IN_TRNST_QTY	The total quantity of inventory in transit.	NUMBER(12,4)	16	No
F_I_IN_TRNST_COST_AMT	The extended cost amount of inventory in transit in primary currency. The product of the weighted average cost in primary currency and the current in transit quantity.	NUMBER(18,4)	17	No
F_I_IN_TRNST_COST_AMT_LCL	The extended cost amount of inventory in transit in local currency. The product of the weighted average cost in local currency and the current in transit quantity.	NUMBER(18,4)	18	No

Name	Description	Data Type/Bytes	Field order	Required field
F_I_IN_TRNST_RTL_AMT	The extended retail amount of inventory in transit in primary currency. The product of the unit retail in primary currency and the current in transit quantity.	NUMBER(18,4)	19	No
F_I_IN_TRNST_RTL_AMT_LCL	The extended retail amount of inventory in transit in local currency. The product of the unit retail in local currency and the current in transit quantity.	NUMBER(18,4)	20	No
F_I_ALLOC_RSV_QTY	The allocated reserved quantity. The warehouse-to-store reserved quantity, composed of reserved quantity for allocations and the reserved quantity for transfers from warehouse to store.	NUMBER(12,4)	21	No
F_I_ALLOC_RSV_COST_AMT	The allocated reserved extended cost amount in primary currency. The product of the weighted average cost in primary currency and the current allocated reserved quantity.	NUMBER(18,4)	22	No
F_I_ALLOC_RSV_COST_AMT_LCL	The allocated reserved extended cost amount in local currency. The product of the weighted average cost in local currency and the current allocated reserved quantity.	NUMBER(18,4)	23	No

Name	Description	Data Type/Bytes	Field order	Required field
F_I_ALLOC_RSV_RTL_AMT	The allocated reserved extended retail amount in primary currency. The product of the unit retail in primary currency and the current allocated reserved quantity.	NUMBER(18,4)	24	No
F_I_ALLOC_RSV_RTL_AMT_LCL	The allocated reserved extended retail amount in local currency. The product of the unit retail in local currency and the current allocated reserved quantity.	NUMBER(18,4)	25	No
F_I_TRNSFR_RSV_QTY	The transfer reserved quantity. The store-to-store reserved quantity, composed of the quantity of transfers from store to store that are not shipped.	NUMBER(12,4)	26	No
F_I_TRNSFR_RSV_COST_AMT	The transfer reserved extended cost amount in primary currency. The product of the weighted average cost in primary currency and the current transfer reserved quantity.	NUMBER(18,4)	27	No
F_I_TRNSFR_RSV_COST_AMT_LCL	The transfer reserved extended cost amount in local currency. The product of the weighted average cost in local currency and the current transfer reserved quantity.	NUMBER(18,4)	28	No

Name	Description	Data Type/Bytes	Field order	Required field
F_I_TRNSFR_RSV_RTL_AMT	The transfer reserved extended retail amount in primary currency. The product of the unit retail in primary currency and the current transfer reserved quantity.	NUMBER(18,4)	29	No
F_I_TRNSFR_RSV_RTL_AMT_LCL	The transfer reserved extended retail amount in local currency. The product of the unit retail in local currency and the current transfer reserved quantity.	NUMBER(18,4)	30	No
F_I_REPL_ACTV_FLAG	Flag to indicate if end date of this record's time period is within the active and inactive dates for replenishment.	VARCHAR2(1)	31	No
F_I_REPL_CALC_MTHD_CDE	This column holds the replenishment method code value.	VARCHAR2(2)	32	No
F_I_MIN_SOH_QTY	The minimum stock on hand quantity.	NUMBER(12,4)	33	No
F_I_MIN_SOH_COST_AMT	The extended cost amount of minimum stock on hand in primary currency. The product of the average weighted cost in primary currency and the current minimum stock on hand quantity.	NUMBER(18,4)	34	No

Name	Description	Data Type/Bytes	Field order	Required field
F_I_MIN_SOH_COST_AMT_LCL	The extended cost amount of minimum stock on hand in local currency. The product of the average weighted cost in local currency and the current minimum stock on hand quantity.	NUMBER(18,4)	35	No
F_I_MIN_SOH_RTL_AMT	The extended retail amount of minimum stock on hand in primary currency. The product of the unit retail in primary currency and the current minimum stock on hand quantity.	NUMBER(18,4)	36	No
F_I_MIN_SOH_RTL_AMT_LCL	The extended retail amount of minimum stock on hand in local currency. The product of the unit retail in local currency and the current minimum stock on hand quantity.	NUMBER(18,4)	37	No
F_I_MAX_SOH_QTY	The maximum stock on hand quantity.	NUMBER(12,4)	38	No
F_I_MAX_SOH_COST_AMT	The extended cost amount of maximum stock on hand in primary currency. The product of the average weighted cost in primary currency and the current maximum stock on hand quantity.	NUMBER(18,4)	39	No

Name	Description	Data Type/Bytes	Field order	Required field
F_I_MAX_SOH_COST_AMT_LCL	The extended cost amount of maximum stock on hand in local currency. The product of the average weighted cost in local currency and the current maximum stock on hand quantity.	NUMBER(18,4)	40	No
F_I_MAX_SOH_RTL_AMT	The extended retail amount of maximum stock on hand in primary currency. The product of the unit retail in primary currency and the current maximum stock on hand quantity.	NUMBER(18,4)	41	No
F_I_MAX_SOH_RTL_AMT_LCL	The extended retail amount of maximum stock on hand in local currency. The product of the unit retail in local currency and the current maximum stock on hand quantity.	NUMBER(18,4)	42	No
F_I_INCR_PCT	The replenishment incremental percentage or multiple value.	NUMBER(12,4)	43	No
F_I_COST_AMT	The weighted average cost for stock in primary currency.	NUMBER(18,4)	44	No
F_I_COST_AMT_LCL	The weighted average cost for stock in local currency.	NUMBER(18,4)	45	No

Name	Description	Data Type/Bytes	Field order	Required field
F_I_STD_COST_AMT	The cost of the latest item supplied in primary currency. Used to reflect the difference in unit cost if cost method accounting is used.	NUMBER(18,4)	46	No
F_I_STD_COST_AMT_LCL	The cost of the latest item supplied in local currency. Used to reflect the difference in unit cost if cost method accounting is used.	NUMBER(18,4)	47	No
F_I_RTL_AMT	The corporate unit purchase price for stock in primary currency.	NUMBER(18,4)	48	No
F_I_RTL_AMT_LCL	The corporate unit purchase price for stock in local currency.	NUMBER(18,4)	49	No
F_I_AGED_30_60_QTY	This column is not populated in the base version of RDW. This fact is used to record the quantity of inventory that is between 30 and 60 days old at this location on this day.	NUMBER(12,4)	50	No
F_I_AGED_61_90_QTY	This column is not populated in the base version of RDW. This fact is used to record the quantity of inventory that is between 61 and 90 days old at this location on this day.	NUMBER(12,4)	51	No

Name	Description	Data Type/Bytes	Field order	Required field
F_I_AGED_91_120_QTY	This column is not populated in the base version of RDW. This fact is used to record the quantity of inventory that is between 91 and 120 days old at this location on this day.	NUMBER(12,4)	52	No
F_I_AGED_121_QTY	This column is not populated in the base version of RDW. This fact is used to record the quantity of inventory that is 121 days old or older at this location on this day.	NUMBER(12,4)	53	No
F_I_SLS_ADMN_COST_AMT	This fact could be used to store additional cost information for this item, location, and day relationship. Sales and admin cost.	NUMBER(18,4)	54	No
F_I_DIST_COST_AMT	This column is not populated in the base version of RDW. This fact could be used to store additional cost information for this item, location, and day relationship. Supply chain cost.	NUMBER(18,4)	55	No

ivailddm.txt

Business rules:

- This interface file contains the inventory adjustment data for an item, location, and reason combination on a given day.
- This interface file cannot contain duplicate transactions for an item_idnt, loc_idnt, reasn_type_idnt, reasn_cde_idnt, and day_dt combination.
- This interface file follows the fact flat file interface layout standard.
- This interface file contains neither break-to-sell items nor packs that contain break-to-sell component items.

Name	Description	Data Type/Bytes	Field order	Required field
ITEM_IDNT	The unique identifier of an item.	CHARACTER(25)	1	Yes
LOC_IDNT	The unique identifier of the location.	CHARACTER(10)	2	Yes
LOC_TYPE_CDE	The code that indicates whether the location is a store or warehouse.	CHARACTER(2)	3	Yes
DAY_DT	The calendar day on which the transaction occurred.	DATE	4	Yes
F_I_ADJ_QTY	The quantity of the adjustment to the total stock on hand.	NUMBER(12,4)	5	No
F_I_ADJ_COST_AMT	The cost amount of total stock on hand adjustment in primary currency.	NUMBER(18,4)	6	No
F_I_ADJ_COST_AMT_LCL	The cost amount of total stock on hand adjustment in local currency.	NUMBER(18,4)	7	No
F_I_ADJ_RTL_AMT	The retail amount of total stock on hand adjustment in primary currency.	NUMBER(18,4)	8	No
F_I_ADJ_RTL_AMT_LCL	The retail amount of total stock on hand adjustment in local currency.	NUMBER(18,4)	9	No
REASN_TYPE_IDNT	The unique identifier of the reason type.	CHARACTER(6)	10	Yes
REASN_CODE_IDNT	The unique identifier of the reason code.	CHARACTER(6)	11	Yes

ivrcpiddm.txt

Business rules:

- This interface file contains inventory receipts for an item and location combination on a given day.
- This interface file cannot contain duplicate transactions for an item_idnt, loc_idnt, and day_dt combination.
- This interface file follows the fact flat file interface layout standard.
- This interface file contains neither break-to-sell items nor packs that contain break-to-sell component items.

Name	Description	Data Type/Bytes	Field order	Required field
ITEM_IDNT	The unique identifier of an item.	CHARACTER(25)	1	Yes
LOC_IDNT	The unique identifier of the location.	CHARACTER(10)	2	Yes
DAY_DT	The calendar day on which the transaction occurred.	DATE	3	Yes
F_I_RCPTS_QTY	The receipt quantity.	NUMBER(12,4)	4	No
F_I_RCPTS_COST_AMT	The receipt cost amount in primary currency.	NUMBER(18,4)	5	No
F_I_RCPTS_COST_AMT_LCL	The receipt cost amount in local currency.	NUMBER(18,4)	6	No
F_I_RCPTS_RTL_AMT	The receipt retail amount in primary currency.	NUMBER(18,4)	7	No
F_I_RCPTS_RTL_AMT_LCL	The receipt retail amount in local currency.	NUMBER(18,4)	8	No

ivriddm.txt

Business rules:

- This interface file contains data on inventory returned to a supplier for a supplier, item, reason, and location combination on a given day.
- This interface file cannot contain duplicate transactions for an item_idnt, supp_idnt, loc_idnt, and day_dt combination.
- This interface file follows the fact flat file interface layout standard.
- This interface file contains neither break-to-sell items nor packs that contain break-to-sell component items.

Name	Description	Data Type/Bytes	Field order	Required field
SUPP_IDNT	The unique identifier of a supplier.	CHARACTER(10)	1	Yes
ITEM_IDNT	The unique identifier of an item.	CHARACTER(25)	2	Yes
LOC_IDNT	The unique identifier of the location.	CHARACTER(10)	3	Yes
LOC_TYPE_CDE	The code that indicates whether the location is a store or warehouse.	CHARACTER(2)	4	Yes
DAY_DT	The calendar day on which the transaction occurred.	DATE	5	Yes
F_I_RTV_QTY	The quantity of the stock returned to vendor.	NUMBER(12,4)	6	No
F_I_RTV_COST_AMT	The cost of the stock returned to vendor in primary currency.	NUMBER(18,4)	7	No
F_I_RTV_COST_AMT_LCL	The cost of the stock returned to vendor in local currency.	NUMBER(18,4)	8	No
F_I_RTV_RTL_AMT	The retail amount of the stock returned to vendor, in primary currency.	NUMBER(18,4)	9	No
F_I_RTV_RTL_AMT_LCL	The retail amount of the stock returned to vendor, in local currency.	NUMBER(18,4)	10	No
REASN_TYPE_IDNT	The unique identifier of the reason type.	CHARACTER(6)	11	Yes
REASN_CODE_IDNT	The unique identifier of the reason code.	CHARACTER(6)	12	Yes

ivtilddm.txt

Business rules:

- This interface file contains inventory transfers for an item, from-location, to-location, and transfer type combination on a given day.
- This interface file cannot contain duplicate transactions for an item_idnt, loc_idnt, from_loc_idnt, tsf_type_cde, and day_dt combination.
- This interface file follows the fact flat file interface layout standard.
- This interface file contains neither break-to-sell items nor packs that contain break-to-sell component items.

Name	Description	Data Type/Bytes	Field order	Required field
ITEM_IDNT	The unique identifier of an item.	CHARACTER(25)	1	Yes
LOC_IDNT	The unique identifier of the location.	CHARACTER(10)	2	Yes
FROM_LOC_IDNT	The unique identifier for a source location for the transfer.	CHARACTER(10)	3	Yes
TSF_TYPE_CDE		CHARACTER(2)	4	Yes
DAY_DT	The calendar day on which the transaction occurred.	DATE	5	Yes
F_I_TSF_TO_LOC_QTY	The quantity transferred to a destination location.	NUMBER(12,4)	6	No
F_I_TSF_TO_LOC_COST_AMT	The transfer cost amount for a destination location in primary currency.	NUMBER(18,4)	7	No
F_I_TSF_TO_LOC_COST_AMT_LCL	The transfer cost amount for a destination location in the destination's local currency.	NUMBER(18,4)	8	No

Name	Description	Data Type/Bytes	Field order	Required field
F_I_TSF_TO_LOC_RTL_AMT	The transfer retail amount for a destination location in primary currency.	NUMBER(18,4)	9	No
F_I_TSF_TO_LOC_RTL_AMT_LCL	The transfer retail amount for a destination location in the destination's local currency.	NUMBER(18,4)	10	No
F_I_TSF_FROM_LOC_QTY	The quantity transferred from a source location.	NUMBER(12,4)	11	No
F_I_TSF_FROM_LOC_COST_AMT	The transfer cost amount for a source location in primary currency.	NUMBER(18,4)	12	No
F_I_TSF_FROM_LOC_COST_AMT_LCL	The transfer cost amount for a source location in the source's local currency.	NUMBER(18,4)	13	No
F_I_TSF_FROM_LOC_RTL_AMT	The transfer retail amount for a source location in primary currency.	NUMBER(18,4)	14	No
F_I_TSF_FROM_LOC_RTL_AMT_LCL	The transfer retail amount for a source location in the source's local currency.	NUMBER(18,4)	15	No

ivuilddm.txt

Business rules:

- This interface file contains unavailable inventory for an item, location combination on a given day.
- This interface file cannot contain duplicate transactions for an item_idnt, loc_idnt and day_dt combination.
- This interface file follows the fact flat file interface layout standard.
- This interface file contains neither break-to-sell items nor packs that contain break-to-sell component items.

Name	Description	Data Type/Bytes	Field order	Required field
ITEM_IDNT	The unique identifier of an item.	CHARACTER(25)	1	Yes
LOC_IDNT	The unique identifier of the location.	CHARACTER(10)	2	Yes
DAY_DT	The calendar day on which the transaction occurred.	DATE	3	Yes
F_I_UNAVL_QTY	The quantity of the item marked as non-sellable at the location.	NUMBER(12,4)	4	No
F_I_UNAVL_COST_AMT	The extended cost amount of unavailable inventory in primary currency. The product of the weighted average cost in primary currency and the current unavailable quantity.	NUMBER(18,4)	5	No

Name	Description	Data Type/Bytes	Field order	Required field
F_I_UNAVL_COST_AMT_LCL	The extended cost amount of unavailable inventory in local currency. The product of the weighted average cost in local currency and the current unavailable quantity.	NUMBER(18,4)	6	No
F_I_UNAVL_RTL_AMT	The extended retail amount of unavailable inventory in primary currency. The product of the unit retail in primary currency and the current unavailable quantity.	NUMBER(18,4)	7	No
F_I_UNAVL_RTL_AMT_LCL	The extended retail amount of unavailable inventory in local currency. The product of the unit retail in local currency and the current unavailable quantity.	NUMBER(18,4)	8	No

Name	Description	Data Type/Bytes	Field order	Required field
REASN_TYPE_IDNT	The unique identifier of the reason type.	CHARACTER(6)	9	Yes
REASN_CODE_IDNT	The unique identifier of the reason code.	CHARACTER(6)	10	Yes
LOC_TYPE_CDE	The code that indicates whether the location is a store or warehouse.	CHARACTER(2)	11	Yes

lptldm.txt

Business rules:

- This interface file contains all the loss prevention transactions at the transaction-location-day-minute level.
- This interface file follows the fact flat file interface layout standard.

Name	Description	Data Type/Bytes	Field order	Required field
TRAN_IDNT	The unique identifier of the transaction.	VARCHAR2(30)	1	Yes
LOC_IDNT	The unique identifier of the location.	CHARACTER(10)	2	Yes
DAY_DT	The calendar day on which the transaction occurred.	DATE	3	Yes
MIN_IDNT	The unique identifier of the minute.	NUMBER(4)	4	Yes
REASN_CODE_IDNT	The unique identifier of the reason code.	CHARACTER(6)	5	Yes
REASN_TYPE_IDNT	The unique identifier of the reason type.	CHARACTER(6)	6	Yes
CSHR_IDNT	The unique identifier for a cashier.	CHARACTER(10)	7	Yes
RGSTR_IDNT	The unique identifier of the register.	CHARACTER(10)	8	Yes
F_LP_AMT	The loss prevention amount, in primary currency.	NUMBER(18,4)	9	No
F_LP_AMT_LCL	The loss prevention transaction amount, in local currency.	NUMBER(18,4)	10	No

Name	Description	Data Type/Bytes	Field order	Required field
F_DISC_COUPON_COUNT	Total count of discount coupons used on one transaction. Discount coupons are issued by the store as opposed to the manufacturer.	NUMBER(16,4)	11	No
F_DISC_COUPON_AMT	Total amount of discount coupons used on one transaction, in primary currency. Discount coupons are issued by the store as opposed to the manufacturer.	NUMBER(18,4)	12	No
F_DISC_COUPON_AMT_LCL	Total amount of discount coupons used on one transaction, in local currency. Discount coupons are issued by the store as opposed to the manufacturer.	NUMBER(18,4)	13	No

lptotclddm.txt

Business rules:

- This interface file contains loss prevention over/short totals.
- Amounts are summed in the target table by cshr_idnt, rgstr_idnt, loc_idnt, and day_dt.
- In each record, either rgstr_idnt or cshr_idnt should be filled with a value and the other field should be -1.
- This interface file follows the fact flat file interface layout standard.

Name	Description	Data Type/Bytes	Field order	Required field
CSHR_IDNT	The unique identifier for a cashier.	CHARACTER(10)	1	Yes
LOC_IDNT	The unique identifier of the location.	CHARACTER(10)	2	Yes
DAY_DT	The calendar day on which the transaction occurred.	DATE	3	Yes
RGSTR_IDNT	The unique identifier of the register.	CHARACTER(10)	4	Yes
F_DRAWER_OS_AMT	The over/short amount in primary currency.	NUMBER(18,4)	5	No
F_DRAWER_OS_AMT_LCL	The over/short amount in local currency.	NUMBER(18,4)	6	No

lptotlddm.txt

Business rules:

- This interface file contains user-defined loss prevention totals.
- Amounts are summed in the target table by total type, location, and day.
- This interface file follows the fact flat file interface layout standard.

Name	Description	Data Type/Bytes	Field order	Required field
LOC_IDNT	The unique identifier of the location.	CHARACTER(10)	1	Yes
DAY_DT	The calendar day on which the transaction occurred.	DATE	2	Yes
TOTAL_TYPE_IDNT	The original identifier for the total to be reconciled.	CHARACTER(10)	3	Yes
F_TOTAL_AMT	The total amount in primary currency.	NUMBER(18,4)	4	No
F_TOTAL_AMT_LCL	The total amount in local currency.	NUMBER(18,4)	5	No

ncstuiiddm.txt

Business rules:

- This interface file contains net cost information.
- This interface file cannot contain duplicate transactions for an item_idnt, supp_idnt, loc_idnt, day_dt combination.
- This interface file follows the fact flat file interface layout standard.
- This interface file contains neither break-to-sell items nor packs that contain break-to-sell component items.

Name	Description	Data Type/Bytes	Field order	Required field
ITEM_IDNT	The unique identifier of an item.	CHARACTER(25)	1	Yes
SUPP_IDNT	The unique identifier of a supplier.	CHARACTER(10)	2	Yes
LOC_IDNT	The unique identifier of the location.	CHARACTER(10)	3	Yes
DAY_DT	The calendar day on which the transaction occurred.	DATE	4	Yes
F_SUPP_BASE_COST_AMT	The supplier base cost of the item/supplier at a given location on a given day. It is the initial cost before any deals or discounts are applied in primary currency.	NUMBER(18,4)	5	No

Name	Description	Data Type/Bytes	Field order	Required field
F_SUPP_BASE_COST_AMT_LCL	The supplier base cost of the item/supplier at a given location on a given day. It is the initial cost before any deals or discounts are applied. It is stored in local currency.	NUMBER(18,4)	6	No
F_SUPP_NET_COST_AMT	The supplier net cost for the item/supplier/location on a given day. It is defined as the base cost minus any deal components that are applied by the retailer. If no deals or discounts are applied at this level, the supplier net cost = supplier base cost. It is stored in primary currency.	NUMBER(18,4)	7	No
F_SUPP_NET_COST_AMT_LCL	The supplier net cost for the item/supplier/location on a given day. It is defined as the base cost minus any deal components that are applied by the retailer. If no deals or discounts are applied at this level, the supplier net cost = supplier base cost. It is stored in local currency.	NUMBER(18,4)	8	No

Name	Description	Data Type/Bytes	Field order	Required field
F_SUPP_NET_NET_COST_AMT	The supplier net net cost of the item/supplier/location on a given day. It is defined as the net cost minus any deal components designated by a retailer as applicable to the net net cost. If no deals or discounts are applied at this level, the supplier net net cost = supplier net cost. It is stored in primary currency.	NUMBER(18,4)	9	No
F_SUPP_NET_NET_COST_AMT_LCL	The supplier net net cost of the item/supplier/location on a given day. It is defined as the net cost minus any deal components designated by a retailer as applicable to the net net cost. If no deals or discounts are applied at this level, the supplier net net cost = supplier net cost. It is stored in local currency.	NUMBER(18,4)	10	No
F_SUPP_DEAD_NET_COST_AMT	The supplier dead net cost of the item/supplier/location on a given day. It is the final cost after all deals or discounts are applied. It is defined as the net net cost minus any deal components designated by a retailer as applicable to the dead net cost. If no deals or discounts are applied at this level, the supplier dead net cost = supplier net net cost. It is stored in primary currency.	NUMBER(18,4)	11	No

Name	Description	Data Type/Bytes	Field order	Required field
F_SUPP_DEAD_NET_COST_A MT_LCL	The supplier dead net cost of the item/supplier/location on a given day. It is the final cost after all deals or discounts are applied. It is defined as the net net cost minus any deal components designated by a retailer as applicable to the dead net cost. If no deals or discounts are applied at this level, the supplier dead net cost = supplier net net cost. It is stored in local currency.	NUMBER(18,4)	12	No

orgaradm.txt

Business rules:

- This interface file contains areas within a chain.
- This interface file cannot contain duplicate records for an area_idnt.
- This interface file follows the dimension flat file interface layout standard.
- This interface file contains the complete snapshot of active information.

Name	Description	Data Type/Bytes	Field order	Required field
AREA_IDNT	The unique identifier of an area in the organizational hierarchy.	VARCHAR2(10)	1	Yes
AREA_DESC	The name of the area in the organizational hierarchy.	VARCHAR2(120)	2	No
AREA_MGR_NAME	The name of the manager for the area.	VARCHAR2(120)	3	No
CHAIN_IDNT	The unique identifier of the chain in the organizational hierarchy.	VARCHAR2(10)	4	Yes

orgchandm.txt

Business rules:

- This interface file contains channels within a company.
- This interface file cannot contain duplicate records for a channel_idnt.
- This interface file follows the dimension flat file interface layout standard.
- This interface file contains the complete snapshot of active information.

Name	Description	Data Type/Bytes	Field order	Required field
CHANNEL_IDNT	The unique identifier of the channel in the organizational hierarchy.	VARCHAR2(4)	1	Yes
BANNER_IDNT	The unique identifier of a banner. Banner represents the name of a retail company's subsidiary that is recognizable to the consumer or the name of the store as it appears on the catalog, web channel or brick and mortar store.	VARCHAR2(4)	2	Yes
CHANNEL_TYPE	The type of channel.	VARCHAR2(6)	3	No
CHANNEL_DESC	The name of the channel.	VARCHAR2(120)	4	No
BANNER_DESC	The name of the banner.	VARCHAR2(120)	5	No

orgchndm.txt

Business rules:

- This interface file contains chains within a company.
- This interface file cannot contain duplicate records for a chain_idnt.
- This interface file follows the dimension flat file interface layout standard.
- This interface file contains the complete snapshot of active information.

Name	Description	Data Type/Bytes	Field order	Required field
CHAIN_IDNT	The unique identifier of the chain in the organizational hierarchy.	VARCHAR2(10)	1	Yes
CMPY_IDNT	The unique identifier of the company in product and organization hierarchy.	VARCHAR2(4)	2	Yes
CHAIN_DESC	The name of the chain in the organizational hierarchy.	VARCHAR2(120)	3	No
CHAIN_MGR_NAME	The name of the manager for the chain.	VARCHAR2(120)	4	No

orgdisdm.txt

Business rules:

- This interface file contains districts within a region.
- This interface file cannot contain duplicate records for a distt_idnt.
- This interface file follows the dimension flat file interface layout standard.
- This interface file contains the complete snapshot of active information.

Name	Description	Data Type/Bytes	Field order	Required field
DISTT_IDNT	The unique identifier of a district in the organization hierarchy.	VARCHAR2(10)	1	Yes
DISTT_DESC	The name of the district in the organization hierarchy.	VARCHAR2(120)	2	No
DISTT_MGR_NAME	The name of the manager responsible for this district.	VARCHAR2(120)	3	No
REGN_IDNT	The unique identifier of the region in the organization hierarchy.	VARCHAR2(10)	4	Yes

orglmdm.txt

Business rules:

- This interface file defines the associations between location and location list.
- This interface file cannot contain duplicate records for a loclst_idnt, loc_idnt combination.
- This interface file follows the dimension flat file interface layout standard.
- This interface file contains the complete snapshot of active information.

Name	Description	Data Type/Bytes	Field order	Required field
LOCLST_IDNT	The unique identifier of a location list.	VARCHAR2(10)	1	Yes
LOC_IDNT	The unique identifier of the location.	VARCHAR2(10)	2	Yes
LOC_TYPE_CDE	The code that indicates whether the location is a store or warehouse.	VARCHAR2(2)	3	Yes

orglocdm.txt

Business rules:

- This interface file contains locations within a district.
- This interface file cannot contain duplicate records for a loc_idnt.
- This interface file follows the dimension flat file interface layout standard.
- This interface file contains the complete snapshot of active information.

Name	Description	Data Type/Bytes	Field order	Required field
LOC_IDNT	The unique identifier of the location.	VARCHAR2(10)	1	Yes
LOC_TYPE_CDE	The code that indicates whether the location is a store or warehouse.	VARCHAR2(2)	2	Yes
LOC_DESC	The description or name of the store or warehouse.	VARCHAR2(240)	3	No
LOC_DESC_10	The 10 character abbreviation of the store name.	VARCHAR2(10)	4	No
LOC_DESC_3	The 3 character abbreviation of the store name.	VARCHAR2(3)	5	No
LOC_SECND_DESC	The secondary description or name of the store or warehouse.	VARCHAR2(240)	6	No
LOC_TYPE_DESC	The description of the loc_type_cde that indicates whether the location is a store or warehouse. .	VARCHAR2(120)	7	No
DISTT_IDNT	The unique identifier of a district in the organization hierarchy.	VARCHAR2(10)	8	Yes
DISTT_DESC	The name of the district in the organization hierarchy.	VARCHAR2(120)	9	No
CRNCY_CDE_IDNT	The unique identifier of the currency code.	VARCHAR2(10)	10	No
CRNCY_CDE_DESC	The description of local currency code. That is, description for USD = US Dollar.	VARCHAR2(120)	11	No

Name	Description	Data Type/Bytes	Field order	Required field
PHY_WH_IDNT	The unique identifier of the physical warehouse that is assigned to the virtual warehouse.	VARCHAR2(10)	12	No
VIRTUAL_WH_IDNT	The identifier of the virtual warehouse.	VARCHAR2(10)	13	No
STOCKHOLD_IND	Indicates whether the location can hold stock. In a non-multichannel environment this stores always be "Y."	VARCHAR2(1)	14	No
CHANNEL_IDNT	The unique identifier of the channel in the organizational hierarchy.	VARCHAR2(4)	15	No
CHANNEL_DESC	The name of the channel.	VARCHAR2(120)	16	No
BANNER_IDNT	The unique identifier of a banner. Banner represents the name of a retail company's subsidiary that is recognizable to the consumer or the name of the store as it appears on the catalog, web channel or brick and mortar store.	VARCHAR2(4)	17	No
BANNER_DESC	The name of the banner.	VARCHAR2(120)	18	No
LOC_ADDR	The street address of the store or warehouse.	VARCHAR2(722)	19	No
LOC_CITY_NAME	The city in which the store or warehouse is located.	VARCHAR2(120)	20	No
LOC_ST_OR_PRVNC_CDE	The state or province code in which the store or warehouse is located.	VARCHAR2(7)	21	No
LOC_CNTRY_CDE	The country code in which the store or warehouse is located.	VARCHAR2(10)	22	No

Name	Description	Data Type/Bytes	Field order	Required field
LOC_CNTRY_DESC	The description or name of the country code in which the store or warehouse is located.	VARCHAR2(120)	23	No
LOC_PSTL_CDE	The postal code of the store or warehouse.	VARCHAR2(30)	24	No
LOC_MGR_NAME	The name of the manager responsible for this store. Only valid for the store Locations.	VARCHAR2(120)	25	No
LOC_FMT_CDE	The code that indicates the type of format of the location. Only valid for store locations.	VARCHAR2(5)	26	No
LOC_SELLING_AREA	The location's total selling area.	NUMBER(8)	27	No
LOC_TOT_LINEAR_DISTANCE	The total linear selling space of the location.	NUMBER(8)	28	No
LOC_PRMTN_ZNE_CDE	The code that indicates the promotion zone for which this location is a member. Only valid for the store Locations.	VARCHAR2(5)	29	No
LOC_TRNSFR_ZNE_CDE	The code that indicates the transfer zone for which this location is a member. Only valid for the store locations.	VARCHAR2(5)	30	No
LOC_VAT_REGN	The number of the Value Added Tax region in which this store or warehouse is contained.	NUMBER(4)	31	No
LOC_VAT_INCLUDE_IND	Indicates whether or not Value Added Tax is included in the retail prices for the store. Valid values are 'Y' or 'N'.	VARCHAR2(1)	32	No
LOC_MALL_NAME	The name of the mall in which the store is located.	VARCHAR2(120)	33	No

Name	Description	Data Type/Bytes	Field order	Required field
LOC_DEFAULT_WH	The number of the warehouse that may be used as the default for creating cross-dock masks. This determines which stores are associated with or sourced from a warehouse.	VARCHAR2(10)	34	No
LOC_BREAK_PAC_IND	Indicates whether or not the warehouse is capable of distributing less than the supplier case quantity. Valid values are 'Y' or 'N'.	VARCHAR2(1)	35	No
LOC_REMODEL_DT	The date on which the store was last remodeled.	DATE	36	No
LOC_START_DT	The start date for location.	DATE	37	No
LOC_END_DT	The end date for a location.	DATE	38	No
LOC_TOT_AREA	The total area of the location.	NUMBER(8)	39	No
LOC_NO_LOAD DOCKS	This field is client specific. The definition and use of this field is customizable for each client.	VARCHAR2(4)	40	No
LOC_NO_UNLOAD DOCKS	This field is client specific. The definition and use of this field is customizable for each client.	VARCHAR2(4)	41	No
LOC_UPS_DISTT	The code that indicates the UPS district for which this location is a member. Only valid for the store locations.	NUMBER(2)	42	No
LOC_TIME_ZNE	The code that indicates the time zone for which this location is a member. Only valid for the store locations.	VARCHAR2(10)	43	No

Name	Description	Data Type/Bytes	Field order	Required field
LOC_FASH_LINE_NO	This field is client specific. The definition and use of this field is customizable for each client.	VARCHAR2(9)	44	No
LOC_COMP_CDE	This field is client specific. The definition and use of this field is customizable for each client.	VARCHAR2(2)	45	No
LOC_STORE_VOL_CAT	This field is client specific. The definition and use of this field is customizable for each client.	VARCHAR2(2)	46	No
LOC_PAY_CAT	This field is client specific. The definition and use of this field is customizable for each client.	VARCHAR2(1)	47	No
LOC_ACCT_CLK_ID	This field is client specific. The definition and use of this field is customizable for each client.	CHARACTER(3)	48	No
LOC_FMT_DESC	The description or name of the location format code of this location. Only valid for the store locations.	CHARACTER(120)	49	No
LOC_ST_OR_PRVNC_DESC	The description or name of the state or province in which the store or warehouse is located.	VARCHAR2(120)	50	No
LOC_TRNSFR_ZNE_DESC	The description or name of the transfer zone code of this location. Only valid for the store locations.	VARCHAR2(120)	51	No
LOC_PRMTN_ZNE_DESC	The description or name of the promotion zone code of this location. Only valid for the store locations.	CHARACTER(120)	52	No
STORE_CLASS	This value is populated for RPAS only. Null if RPAS is not used.	CHARACTER(1)	53	No

Name	Description	Data Type/Bytes	Field order	Required field
START_ORDER_DAYS	This value is populated for RPAS only. Null if RPAS is not used.	CHARACTER(3)	54	No
FORECAST_WH_IND	This value is populated for RPAS only. Null if RPAS is not used.	CHARACTER(1)	55	No

orgloldm.txt

Business rules:

- This interface file contains one record for each location list. A location list is normally used to group locations for reporting purposes.
- This interface file cannot contain duplicate records for a loclst_idnt.
- This interface file follows the dimension flat file interface layout standard.
- This interface file contains the complete snapshot of active information.

Name	Description	Data Type/Bytes	Field order	Required field
LOCLST_IDNT	The unique identifier of a location list.	VARCHAR2(10)	1	Yes
CREATE_ID	The login ID of the person who created the location list.	VARCHAR2(30)	2	Yes
LOCLST_DESC	The description or name of the location list unique identifier.	VARCHAR2(120)	3	No

orglmdm.txt

Business rules:

- This interface file defines the associations between location and location traits.
- This interface file cannot contain duplicate records for a loc_trait_idnt, loc_idnt combination.
- This interface file follows the dimension flat file interface layout standard.
- This interface file contains the complete snapshot of active information.

Name	Description	Data Type/Bytes	Field order	Required field
LOC_TRAIT_IDNT	The location trait unique identifier. Only valid entries are for the store locations.	VARCHAR2(10)	1	Yes
LOC_IDNT	The unique identifier of the location.	VARCHAR2(10)	2	Yes
LOC_TYPE_CDE	The code that indicates whether the location is a store or warehouse.	VARCHAR2(2)	3	No

orgltrdm.txt

Business rules:

- This interface file cannot contain duplicate records for a loc_trait_idnt.
- This interface file follows the dimension flat file interface layout standard.
- This interface file contains the complete snapshot of active information.

Name	Description	Data Type/Bytes	Field order	Required field
LOC_TRAIT_IDNT	The location trait unique identifier. Only valid entries are for the store locations.	VARCHAR2(10)	1	Yes
LOC_TRAIT_DESC	The description or name of the location trait unique identifier.	VARCHAR2(120)	2	No

orggrndm.txt

Business rules:

- This interface file contains regions within an area.
- This interface file cannot contain duplicate records for a regn_idnt.
- This interface file follows the dimension flat file interface layout standard.
- This interface file contains the complete snapshot of active information.

Name	Description	Data Type/Bytes	Field order	Required field
REGN_IDNT	The unique identifier of the region in the organization hierarchy.	VARCHAR2(10)	1	Yes
REGN_DESC	The description or name of the region in the organization hierarchy.	VARCHAR2(120)	2	No
REGN_MGR_NAME	The name of the manager for the region.	VARCHAR2(120)	3	No
AREA_IDNT	The unique identifier of an area in the organizational hierarchy.	VARCHAR2(10)	4	Yes

phasdm.txt

Business rules:

- This interface file contains phases. Phases are periods of time within a season. Each day should fall within no more than one phase.
- This interface file cannot contain duplicate records for a phase_idnt, seasn_idnt combination.
- This interface file follows the dimension flat file interface layout standard.
- This interface file contains the complete snapshot of active information.

Name	Description	Data Type/Bytes	Field order	Required field
SEASN_IDNT	The season identifier.	VARCHAR2(3)	1	Yes
PHASE_IDNT	The unique identifier of the phase.	VARCHAR2(3)	2	Yes
PHASE_START_DT	The beginning date of the phase.	DATE	3	Yes
PHASE_END_DT	The ending date of the phase.	DATE	4	Yes
PHASE_DESC	The description or name for the phase.	VARCHAR2(120)	5	No

prcilddm.txt

Business rules:

- This interface file contains prices by the tracking level item and location combination on a given day.
- This interface file cannot contain duplicate transactions for an item_idnt, loc_idnt, day_dt combination.
- This interface file follows the fact flat file interface layout standard.
- This interface file contains neither break-to-sell items nor packs that contain break-to-sell component items.

Name	Description	Data Type/Bytes	Field order	Required field
ITEM_IDNT	The unique identifier of an item.	CHARACTER(25)	1	Yes
LOC_IDNT	The unique identifier of the location.	CHARACTER(10)	2	Yes
DAY_DT	The calendar day on which the transaction occurred.	DATE	3	Yes
LOC_TYPE_CDE	The code that indicates whether the location is a store or warehouse.	CHARACTER(2)	4	Yes
CHNG_CDE	The reason code for price change.	VARCHAR2(2)	5	No
F_MULTI_UNIT_QTY	The number of units that comprise a multi-unit transaction.	NUMBER(12,4)	6	No
F_UNIT_RTL_AMT	The unit value of new retail valuation/price in primary currency.	NUMBER(18,4)	7	No
F_UNIT_RTL_AMT_LCL	The unit value of new retail valuation/price in local currency.	NUMBER(18,4)	8	No
F_MULTI_UNIT_RTL_AMT	The unit dollar value of new retail multi unit valuation/price.	NUMBER(18,4)	9	No
F_MULTI_UNIT_RTL_AMT_LCL	The unit dollar value of new retail multi unit valuation/price in local currency.	NUMBER(18,4)	10	No
SELLING_UOM_CDE	The selling unit of measure code for an item's single-unit retail. This is a non-aggregatable value.	VARCHAR2(4)	11	No

Name	Description	Data Type/Bytes	Field order	Required field
MULTI_SELLING_UOM_CDE	The selling unit of measure code for an item's multi-unit retail. This is a non-aggregatable value.	VARCHAR2(4)	12	No

prdcisdms.txt

Business rules:

- This interface file contains classes within a department.
- This interface file cannot contain duplicate records for a dept_idnt, class_idnt combination.
- This interface file follows the dimension flat file interface layout standard.
- This interface file contains the complete snapshot of active information.

Name	Description	Data Type/Bytes	Field order	Required field
CLASS_IDNT	The unique identifier of the class in the product hierarchy.	VARCHAR2(4)	1	Yes
DEPT_IDNT	The unique identifier of a department in the product hierarchy.	VARCHAR2(4)	2	Yes
CLASS_DESC	The name of the class in the product hierarchy.	VARCHAR2(120)	3	No
CLASS_BUYR_IDNT	The unique identifier for the buyer of the class.	VARCHAR2(4)	4	No
CLASS_BUYR_NAME	The name of the buyer for this class of products	VARCHAR2(120)	5	No
CLASS_MRCH_IDNT	The unique identifier of the merchandiser for this department.	VARCHAR2(4)	6	No
CLASS_MRCH_NAME	The name of the merchandiser for this class of products.	VARCHAR2(120)	7	No

prdcmpdm.txt

Business rules:

- This interface file contains company information.
- This interface file cannot contain duplicate records for a cmpy_idnt.
- This interface file follows the dimension flat file interface layout standard.

Name	Description	Data Type/Bytes	Field order	Required field
CMPY_IDNT	The unique identifier of the company in product and organization hierarchy.	VARCHAR2(4)	1	Yes
CMPY_DESC	The name of the company in product and organization hierarchy.	VARCHAR2(120)	2	No

prddepdm.txt

Business rules:

- This interface file contains departments within a group.
- This interface file cannot contain duplicate records for a dept_idnt.
- This interface file follows the dimension flat file interface layout standard.
- This interface file contains the complete snapshot of active information.

Name	Description	Data Type/Bytes	Field order	Required field
DEPT_IDNT	The unique identifier of a department in the product hierarchy.	VARCHAR2(4)	1	Yes
GRP_IDNT	The unique identifier of the group in the product hierarchy.	VARCHAR2(4)	2	Yes
DEPT_DESC	The name of the department in the product hierarchy.	VARCHAR2(120)	3	No
DEPT_BUYR_IDNT	The unique identifier of the buyer for the department.	VARCHAR2(4)	4	No
DEPT_BUYR_NAME	The name of the buyer which corresponds to the dept_buyr_idnt for the department.	VARCHAR2(120)	5	No
DEPT_MRCH_IDNT	The unique character representation of the merchandiser for the department.	VARCHAR2(4)	6	No
DEPT_MRCH_NAME	The name of the merchandiser that corresponds to the dept_mrch_idnt for the department.	VARCHAR2(120)	7	No

Name	Description	Data Type/Bytes	Field order	Required field
PRFT_CALC_TYPE_CDE	The unique code which determines whether profit is calculated based on cost or retail for the department.	VARCHAR2(1)	8	No
PRFT_CALC_TYPE_DESC	The description of the what method the profit was calculated for the department. Typically, it would be cost or retail.	VARCHAR2(120)	9	No
PURCH_TYPE_CDE	The code that determines which type of stock the items are within this department (that is, normal stock vs. consignment stock).	VARCHAR2(1)	10	No
PURCH_TYPE_DESC	The description of the type of merchandise within the department (that is, normal stock, consignment stock, etc.).	VARCHAR2(120)	11	No
BUD_INT	The budgeted intake percentage. The term is synonymous with markup percent of retail.	NUMBER(12,4)	12	No
BUD_MKUP	The budgeted markup percentage. This term is synonymous with markup percent of cost.	NUMBER(12,4)	13	No
TOTL_MKT_AMT	The total market amount expected for this department.	NUMBER(18,4)	14	No
MKUP_CALC_TYPE_CDE	The code which determines how markup is calculated for the department.	VARCHAR2(1)	15	No
MKUP_CALC_TYPE_DESC	The description of the how the markup is calculated for the department.	VARCHAR2(120)	16	No
OTB_CALC_TYPE_CDE	The code that determines if Open To Buy (OTB) is based on cost or retail for the department.	VARCHAR2(1)	17	No
OTB_CALC_TYPE_DESC	The description of the whether the OTB is calculated based on cost or retail.	VARCHAR2(120)	18	No

prddiffdm.txt

Business rules:

- This interface file contains all item differentiator identifiers, along with their associated NRF industry codes.
- This interface file cannot contain duplicate records for a diff_idnt.
- This interface file follows the dimension flat file interface layout standard.
- This interface file contains the complete snapshot of active information.

Name	Description	Data Type/Bytes	Field order	Required field
DIFF_IDNT	The uniquely identifier of a differentiator. (for example, diff_type = 'S' might have these differentiators: 1, 50, 1000; then diff_type = 'C' cannot use the same numbers)	VARCHAR2(10)	1	Yes
DIFF_TYPE	The unique identifier of a differentiator type. (for example, 'S' - size, 'C' - color, 'F' - flavor, 'E' - scent, 'P' - pattern).	CHARACTER(6)	2	No
DIFF_DESC	The description of the differentiator	VARCHAR2(120)	3	No
INDUSTRY_CDE	A unique number that represents all possible combinations of sizes.	VARCHAR2(10)	4	No
INDUSTRY_SUBGROUP	A unique number that represents all different color range group.	VARCHAR2(10)	5	No

prddivdm.txt

Business rules:

- This interface file contains divisions within a company.
- This interface file cannot contain duplicate records for a div_idnt.
- This interface file follows the dimension flat file interface layout standard.
- This interface file contains the complete snapshot of active information.

Name	Description	Data Type/Bytes	Field order	Required field
DIV_IDNT	The unique identifier of a division in the product hierarchy.	VARCHAR2(4)	1	Yes
CMPY_IDNT	The unique identifier of the company in product and organization hierarchy.	VARCHAR2(4)	2	Yes
DIV_DESC	The name of the division in the product hierarchy.	VARCHAR2(120)	3	No
DIV_BUYR_IDNT	The unique character representation of the buyer for the division.	VARCHAR2(4)	4	No
DIV_BUYR_NAME	The name of the buyer for the division.	VARCHAR2(120)	5	No
DIV_MRCH_IDNT	The unique identifier of the merchandiser for the division.	VARCHAR2(4)	6	No
DIV_MRCH_NAME	The name of the merchandiser for the division.	VARCHAR2(120)	7	No

prddtypdm.txt

Business rules:

- This interface file contains differentiator (diff) types.
- This interface file cannot contain duplicate records for a diff_type.

Name	Description	Data Type/Bytes	Field order	Required field
DIFF_TYPE	The unique identifier of a differentiator type. (for example, 'S' - size, 'C' - color, 'F' - flavor, 'E' - scent, 'P' - pattern).	VARCHAR2(6)	1	Yes
DIFF_TYPE_DESC	The description of the differentiator type.	VARCHAR2(120)	2	Yes

prdgrpdm.txt

Business rules:

- This interface file contains groups within a division.
- This interface file cannot contain duplicate records for a grp_idnt.
- This interface file follows the dimension flat file interface layout standard.
- This interface file contains the complete snapshot of active information.

Name	Description	Data Type/Bytes	Field order	Required field
GRP_IDNT	The unique identifier of the group in the product hierarchy.	VARCHAR2(4)	1	Yes
DIV_IDNT	The unique identifier of a division in the product hierarchy.	VARCHAR2(4)	2	Yes
GRP_DESC	The name of the group in the product hierarchy.	VARCHAR2(120)	3	No
GRP_BUYR_IDNT	The unique character representation of the buyer for the group.	VARCHAR2(4)	4	No
GRP_BUYR_NAME	The name of the buyer that corresponds with the buyr_idnt for the group.	VARCHAR2(120)	5	No
GRP_MRCH_IDNT	The unique identifier of the merchandiser for the group.	VARCHAR2(4)	6	No
GRP_MRCH_NAME	The name of the merchandiser that corresponds to the grp_mrch_idnt for the group.	VARCHAR2(120)	7	No

prdisldm.txt

Business rules:

- This interface file contains records associating tracking level items with locations and primary suppliers.
- This interface file cannot contain duplicate records for a supp_idnt, item_idnt, loc_idnt combination.
- This interface file follows the dimension flat file interface layout standard.
- This interface file contains neither break-to-sell items nor packs that contain break-to-sell component items.

Name	Description	Data Type/Bytes	Field order	Required field
ITEM_IDNT	The unique identifier of an item.	VARCHAR2(25)	1	Yes
SUPP_IDNT	The unique identifier of a supplier.	VARCHAR2(10)	2	Yes
LOC_IDNT	The unique identifier of the location.	VARCHAR2(10)	3	Yes
SUPP_PRT_NBR	The corresponding suppliers part number.	VARCHAR2(30)	4	No
PRMY_SUPP_IND	Indicator to maintain and track the primary supplier for an item. Y indicates this is a primary supplier for the item at the location.	VARCHAR2(1)	5	No
PRESENTATION_METHOD	The description of the packaging (if any) being taken into consideration in the specified dimensions. Valid values are 'JHOOK', 'STACK'.	VARCHAR2(6)	6	No

Name	Description	Data Type/Bytes	Field order	Required field
F_SUPP_CASE_QTY	The quantity of the item in an orderable case pack from the primary supplier.	NUMBER(12,4)	7	No

prditmdm.txt

Business rules:

- This interface file contains items within a subclass, class, and department. The combination of subclass, class and department makes an item unique. For example, item 100 cannot be identified by subclass 10, because subclass 10 can belong to different classes, and represent 2 different subclasses. Item 100 belongs to a combination of subclass, class and department.
- This interface file cannot contain duplicate records for an item_idnt.
- This interface file follows the dimension flat file interface layout standard.
- This interface file contains the complete snapshot of active information.
- This interface file contains neither break-to-sell items nor packs that contain break-to-sell component items.
- This interface file only contains approved items (STATUS = 'A').

Name	Description	Data Type/Bytes	Field order	Required field
ITEM_IDNT	The unique identifier of an item.	VARCHAR2(25)	1	Yes
LEVEL1_IDNT	The unique identifier of the first level item of the family.	VARCHAR2(25)	2	No
LEVEL2_IDNT	The unique identifier of the second level item of the family.	VARCHAR2(25)	3	No
LEVEL3_IDNT	The unique identifier of the third level item of the family.	VARCHAR2(25)	4	No
ITEM_LEVEL	The number indicating which of the three levels the item resides. Valid values are 1, 2 and 3.	NUMBER(1)	5	Yes
TRAN_LEVEL	The number indicating which of the three levels transactions occur for the item's group. Valid values are 1, 2 and 3.	NUMBER(1)	6	Yes
DIFF_1	One of the four differentiator identifier available from the source system.	CHARACTER(10)	7	No

Name	Description	Data Type/Bytes	Field order	Required field
DIFF_2	One of the four differentiator identifier available from the source system.	CHARACTER(10)	8	No
DIFF_3	One of the four differentiator identifier available from the source system.	CHARACTER(10)	9	No
DIFF_4	One of the four differentiator identifier available from the source system.	CHARACTER(10)	10	No
ITEM_AGGREGATE_IND	This value is populated for RPAS only. Null if RPAS is not used.	CHARACTER(1)	11	No
DIFF_1_AGGREGATE_IND	This value is populated for RPAS only. Null if RPAS is not used.	CHARACTER(1)	12	No
DIFF_2_AGGREGATE_IND	This value is populated for RPAS only. Null if RPAS is not used.	CHARACTER(1)	13	No
DIFF_3_AGGREGATE_IND	This value is populated for RPAS only. Null if RPAS is not used.	CHARACTER(1)	14	No
DIFF_4_AGGREGATE_IND	This value is populated for RPAS only. Null if RPAS is not used.	CHARACTER(1)	15	No
PACK_IND	Indicates if the item is a pack.	CHARACTER(1)	16	No
PACK_SELLABLE_CDE	Indicates whether the pack is sellable. A sellable pack is a group of items that is to be sold as one item, whether the pack arrived as orderable or if the retailer took it upon themselves to package and sell the items together.	VARCHAR2(6)	17	No
PACK_SELLABLE_DESC	The pack sellable description. Valid descriptions are: Sellable, Non-sellable.	VARCHAR2(120)	18	No
PACK_SIMPLE_CDE	Indicates whether the pack is simple. A simple pack is the grouping of multiples of one particular item to be sold as one item. An example would be a twelve pack of cola.	VARCHAR2(6)	19	No

Name	Description	Data Type/Bytes	Field order	Required field
PACK_SIMPLE_DESC	The pack simple description. Valid descriptions are: Simple, complex.	VARCHAR2(120)	20	No
PACK_ORDERABLE_CDE	The abbreviated code for the pack order type: vendor or buyer. An orderable pack is a pack whose contents are specified by the buyer. A vendor pack is a pack that is packaged by the vendor and can only be ordered that way.	VARCHAR2(6)	21	No
PACK_ORDERABLE_DESC	The pack order type description.	VARCHAR2(120)	22	No
PACK_IND	Indicates if the item is a pack.	VARCHAR2(1)	16	No
PACKAGE_UOM	The unit of measure associated with the package size.	VARCHAR2(4)	23	No
PACKAGE_SIZE	The size of the product printed on any packaging.	NUMBER(12,4)	24	No
SBCLASS_IDNT	The unique identifier of the subclass in the product hierarchy.	VARCHAR2(4)	25	Yes
CLASS_IDNT	The unique identifier of the class in the product hierarchy.	VARCHAR2(4)	26	Yes
DEPT_IDNT	The unique identifier of a department in the product hierarchy.	VARCHAR2(4)	27	Yes
ITEM_DESC	The long description of the item. This description is used through out the system to help online users identify the item.	VARCHAR2(255)	28	No
ITEM_SECND_DESC	The secondary description of the item.	VARCHAR2(255)	29	No
ITEM_SHRT_DESC	The shortened description of the item. This description may be the default for downloading to the point of sale system.	VARCHAR2(120)	30	No
ITEM_NBR_TYPE_CDE	The code specifying what type the item is. Some valid values for this field are ITEM, UPC-A, EAN13, ISBN, etc.	VARCHAR2(6)	31	No

Name	Description	Data Type/Bytes	Field order	Required field
ITEM_NBR_TYPE_DESC	The description of the item number type.	VARCHAR2(120)	32	No
STND_UOM_CDE	The string that uniquely identifies the unit of measure.	VARCHAR2(6)	33	No
STND_UOM_DESC	The description of the UOM_CDE for clarity.	CHARACTER(120)	34,	No
FORECAST_IND	This value is populated for RPAS only. Null if RPAS is not used.	CHARACTER(1)	35	Yes
SELLABLE_IND	Indicates whether the item can be sold. If 'N', then the only analysis available is on customer order lines of type partial within Customer Order Management	VARCHAR2(1)	36	No
INV_IND	Indicates whether an item is an inventory item or a non-inventory item (such as gift certificates, labor)	VARCHAR2(1)	37	No
MRCH_IND	Indicates whether the item's sales are financially tracked in the stock ledger.	VARCHAR2(1)	38	No
RECIPE_CARD_IND	Indicates whether a recipe card is available for the item.	VARCHAR2(1)	39	No
PRSH_IND	Indicates whether the item is perishable.	VARCHAR2(1)	40	No
ITEM_TYPE_IDNT	The unique identifier for the item type. Example item types include Swatch, Component, Raw, etc.	VARCHAR2(6)	41	No
CONV_TYPE_IDNT	The unique identifier for the conveyable type. Conveyable type indicates whether the product needs to be hand carried or can be placed on the conveyer belt to be moved.	VARCHAR2(6)	42	No
CLLCTN_IDNT	The unique identifier for the collection to which this item belongs. A collection may be a line of leather furniture, including an armchair, ottoman, sofa, etc. which are all part of the Leather Collection.	VARCHAR2(6)	43	No

prditmldm.txt

Business rules:

- This interface file contains one row for each item list. An item list is normally used to group items for reporting purpose.
- This interface file cannot contain duplicate records for an itemlst_idnt.
- This interface file follows the dimension flat file interface layout standard.
- This interface file contains the complete snapshot of active information.

Name	Description	Data Type/Bytes	Field order	Required field
ITEMLST_IDNT	The unique identifier of an item list.	VARCHAR2(10)	1	Yes
CREATE_ID	The login ID of the person who created the Item List.	VARCHAR2(30)	2	Yes
ITEMLST_DESC	The description or name of the item list.	VARCHAR2(120)	3	No

prditmldm.txt

Business rules:

- This interface file contains the associations between item list and tracking level item identifiers.
- This interface file cannot contain duplicate records for an itemlst_idnt and item_idnt combination.
- This interface file follows the dimension flat file interface layout standard.
- This interface file contains the complete snapshot of active information.
- This interface file contains neither break-to-sell items nor packs that contain break-to-sell component items.

Name	Description	Data Type/Bytes	Field order	Required field
ITEMLST_IDNT	The unique identifier of an item list.	VARCHAR2(10)	1	Yes
ITEM_IDNT	The unique identifier of an item.	VARCHAR2(25)	2	Yes

prditmltmdm.txt

Business rules:

- This interface file contains associations among locations, tracking level items, and their location traits.
- This interface file cannot contain duplicate records for an item_idnt, loc_idnt combination.
- This interface file follows the dimension flat file interface layout standard.
- This interface file contains the complete snapshot of active information.
- This interface file contains neither break-to-sell items nor packs that contain break-to-sell component items.

Name	Description	Data Type/Bytes	Field order	Required field
ITEM_IDNT	The unique identifier of an item.	VARCHAR2(25)	1	Yes
LOC_IDNT	The unique identifier of the location.	VARCHAR2(10)	2	Yes
LAUNCH_DT	The date that the item should first be sold at the location.	DATE	3	No
DEPOSIT_CDE	The code which indicates whether a deposit is associated with this item at the location	VARCHAR2(6)	4	No
FOOD_STAMP_IND	Indicates whether the item is approved for food stamps at the location.	VARCHAR2(1)	5	No
REWARD_ELIGIBLE_IND	Indicates whether the item is legally valid for various types of bonus point/award programs at the location.	VARCHAR2(1)	6	No
NATL_BRAND_COMP_ITEM	The nationally branded item to which you would like to compare the current item.	VARCHAR2(25)	7	No
STOP_SALE_IND	Indicates that sale of the item should be stopped immediately at the location.	VARCHAR2(1)	8	No
ELECT_MKT_CLUBS	The code that represents the electronic marketing clubs to which the item belongs at the location.	VARCHAR2(6)	9	No
STORE_REORDERABLE_IND	Indicates whether the store may re-order the item.	VARCHAR2(1)	10	No
FULL_PALLET_ITEM_IND	Indicates whether a store must reorder an item in full pallets only.	VARCHAR2(1)	11	No

Name	Description	Data Type/Bytes	Field order	Required field
DEPOSIT_CDE_DESC	The deposit code description which indicates whether a deposit is associated with this item at the location.	VARCHAR2(120)	12	No

prditmsmdm.txt

Business rules:

- This interface file contains associations between a tracking level or above item, and a product season/phase.
- This interface file cannot contain duplicate records for an item.
- This interface file follows the dimension flat file interface layout standard.
- This interface file contains the complete snapshot of active information.
- This interface file contains neither break-to-sell items nor packs that contain break-to-sell component items.

Name	Description	Data Type/Bytes	Field order	Required field
ITEM_IDNT	The unique identifier of an item.	VARCHAR2(25)	1	Yes
PROD_SEASN_IDNT	The unique identifier of a product season.	VARCHAR2(3)	2	Yes
PROD_PHASE_IDNT	The unique identifier of the product phase.	VARCHAR2(3)	3	Yes

prditmuddm.txt

Business rules:

- This interface file contains the associations between user defined attributes (UDA) at the detail level.
- This interface file cannot contain duplicate records for an item_uda_dtl_idnt.
- This interface file follows the dimension flat file interface layout standard.
- This interface file contains the complete snapshot of active information.

Name	Description	Data Type/Bytes	Field order	Required field
ITEM_UDA_HEAD_IDNT	The unique identifier of the UDA.	CHARACTER(5)	1	Yes
ITEM_UDA_DTL_IDNT	The unique identifier of the text or date or lov values for a uda.	VARCHAR2(256)	2	Yes
ITEM_UDA_DTL_DESC	The description of UDA value, text, or date.	VARCHAR2(255)	3	No

prditmuhdm.txt

Business rules:

- This interface file contains distinct user defined attribute (UDA) values.
- This interface file cannot contain duplicate records for an item_uda_head_idnt.
- This interface file follows the dimension flat file interface layout standard.
- This interface file contains the complete snapshot of active information.

Name	Description	Data Type/Bytes	Field order	Required field
ITEM_UDA_HEAD_IDNT	The unique identifier of the UDA.	VARCHAR2(5)	1	Yes
ITEM_UDA_TYPE_CDE	The code designating the uda type: DT=date, LV=list of values, FF=Free form text.	VARCHAR2(3)	2	Yes
ITEM_UDA_HEAD_DESC	The description of the UDA.	VARCHAR2(120)	3	Yes

prditmumdm.txt

Business rules:

- This interface file contains the associations between UDA (User Defined Attributes) at the detail level and item identifiers at the tracking level.
- This interface file cannot contain duplicate records for an item_uda_dtl_idnt and item_idnt combination.
- This interface file follows the dimension flat file interface layout standard.
- This interface file contains the complete snapshot of active information.
- This interface file contains neither break-to-sell items nor packs that contain break-to-sell component items.

Name	Description	Data Type/Bytes	Field order	Required field
ITEM_UDA_HEAD_IDNT	The unique identifier of the UDA.	CHARACTER(5)	1	Yes
ITEM_UDA_DTL_IDNT	The unique identifier of the text or date or lov values for a uda.	CHARACTER(256)	2	Yes
ITEM_IDNT	The unique identifier of an item.	VARCHAR2(25)	3	Yes

prdpimdm.txt

Business rules:

- This interface file contains the associations between packs and their component tracking-level item identifiers.
- This interface file cannot contain duplicate records for a pack_idnt and item_idnt combination.
- This interface file follows the dimension flat file interface layout standard.
- This interface file contains the complete snapshot of active information.
- This interface file contains neither break-to-sell items nor packs that contain break-to-sell component items.

Name	Description	Data Type/Bytes	Field order	Required field
PACK_IDNT	The unique identifier of pack.	VARCHAR2(25)	1	Yes
PACK_ITEM_QTY	Total quantity of a unique item within a pack.	NUMBER(12,4)	2	No
ITEM_IDNT	The unique identifier of an item.	VARCHAR2(25)	3	Yes

prdsbcdm.txt

Business rules:

- This interface file contains a subclass within a class and a department.
- This interface file cannot contain duplicate records for a dept_idnt, class_idnt, subclass_idnt combination.
- This interface file follows the dimension flat file interface layout standard.
- This interface file contains the complete snapshot of active information.

Name	Description	Data Type/Bytes	Field order	Required field
SBCLASS_IDNT	The unique identifier of the subclass in the product hierarchy.	VARCHAR2(4)	1	Yes
CLASS_IDNT	The unique identifier of the class in the product hierarchy.	VARCHAR2(4)	2	Yes
DEPT_IDNT	The unique identifier of a department in the product hierarchy.	VARCHAR2(4)	3	Yes
SBCLASS_DESC	The name of the subclass in the product hierarchy.	VARCHAR2(120)	4	No
SBCLASS_BUYR_IDNT	The unique identifier of the buyer for this subclass of products.	VARCHAR2(4)	5	No
SBCLASS_BUYR_NAME	The name of the buyer for this subclass of products.	VARCHAR2(120)	6	No

Name	Description	Data Type/Bytes	Field order	Required field
SBCLASS_MRCH_IDNT	The unique identifier for the merchandiser of this subclass of products.	VARCHAR2(4)	7	No
SBCLASS_MRCH_NAME	The name of the merchandiser for this subclass of products.	VARCHAR2(120)	8	No

regngrpdm.txt

Business rules:

- This interface file contains regionality group information.
- This interface file cannot contain duplicate records for a regionality_grp_idnt.
- This interface file follows the dimension flat file interface layout standard.
- This interface file contains the complete snapshot of active information.

Name	Description	Data Type/Bytes	Field order	Required field
REGIONALITY_GRP_IDNT	The unique identifier of the regionality group.	VARCHAR2(4)	1	Yes
REGIONALITY_GRP_DESC	The name of the regionality group.	VARCHAR2(120)	2	No
REGIONALITY_GRP_ROLE_CDE	The role that a client wants to assign to this group. This field is referenced in the code type 'ROLE'.	VARCHAR2(6)	3	No
REGIONALITY_GRP_ROLE_DESC	The description for a role.	VARCHAR2(120)	4	No

regnmtxdm.txt

Business rules:

- This interface file contains the associations among regionality groups, departments, locations and suppliers.
- This interface file cannot contain duplicate records for a regionality_grp_idnt, loc_idnt, supp_idnt, dept_idnt combination.
- This interface file follows the dimension flat file interface layout standard.
- This interface file contains the complete snapshot of active information.

Name	Description	Data Type/Bytes	Field order	Required field
REGIONALITY_GRP_IDNT	The unique identifier of the regionality group.	VARCHAR2(4)	1	Yes
LOC_IDNT	The unique identifier of the location.	CHARACTER(10)	2	Yes
LOC_TYPE_CDE	The code that indicates whether the location is a store or warehouse.	CHARACTER(2)	3	Yes
SUPP_IDNT	The unique identifier of a supplier.	CHARACTER(10)	4	Yes
DEPT_IDNT	The unique identifier of a department in the product hierarchy.	CHARACTER(4)	5	Yes

rplcilddm.txt

Business rules:

- If a dimension identifier is required but is not available, a value of -1 is needed.
- The banner_idnt corresponding to the hdr_media_idnt and line_media_idnt must be the same.
- Cannot contain duplicate transactions for an item_idnt, loc_idnt, hdr_media_idnt, line_media_idnt, banner_idnt, and day_dt combination.
- Contains the replacement data for an item, location, order header media, and order line media combination on a given day.
- Follows the fact flat file interface layout standard.

Name	Description	Data Type/Bytes	Field Order	Required Field
ITEM_IDNT	The unique identifier of an item.	CHARACTER(25)	1	Yes
LOC_IDNT	The unique identifier of the location.	CHARACTER(10)	2	Yes
DAY_DT	The transaction date when the customer order line was created or modified.	DATE	3	Yes

Name	Description	Data Type/Bytes	Field Order	Required Field
HDR_MEDIA_IDNT	The unique identifier of the customer order header level media.	CHARACTER(10)	4	Yes
LINE_MEDIA_IDNT	The unique identifier of the customer order line level media.	CHARACTER(10)	5	Yes
BANNER_IDNT	The unique identifier of a banner.	CHARACTER(4)	6	Yes
F_RPLC_IN_QTY	The number of units that are received from the customer for a replacement in transaction.	NUMBER(12,4)	7	No
F_RPLC_OUT_QTY	The number of units that are sent to the customer for a replacement out transaction.	NUMBER(12,4)	8	No
F_RPLC_COST_IN_AMT	The total cost, in primary currency, of the units received from the customer for a replacement in transaction.	NUMBER(18,4)	9	No
F_RPLC_COST_IN_AMT_LCL	The total cost, in local currency, of the units received from the customer for a replacement in transaction.	NUMBER(18,4)	10	No
F_RPLC_COST_OUT_AMT	The total cost, in primary currency, of the units sent to the customer for a replacement out transaction.	NUMBER(18,4)	11	No
F_RPLC_COST_OUT_AMT_LCL	The total cost, in local currency, of the units sent to the customer for a replacement out transaction.	NUMBER(18,4)	12	No

rsndm.txt

Business rules:

- This interface file contains the reason class, types, and codes for the reason dimension. The file can hold various kinds of transaction reasons/codes such as inventory adjustment, return-to-vendor, voids, sales, and so on. The reason class allows definition of the reason, and the corresponding types and codes can also be defined under the class.
- This interface file cannot contain duplicate records for a reasn_code_idnt, reasn_type_idnt, combination.
- This interface file follows the dimension flat file interface layout standard.
- This interface file contains the complete snapshot of active information.

Name	Description	Data Type/Bytes	Field order	Required field
REASN_CODE_IDNT	The unique identifier of the reason code.	VARCHAR2(6)	1	Yes
REASN_TYPE_IDNT	The unique identifier of the reason type.	VARCHAR2(6)	2	Yes
REASN_CLASS_IDNT	The unique identifier of the reason class.	VARCHAR2(6)	3	Yes
REASN_CODE_DESC	The description of the reason code	VARCHAR2(120)	4	No
REASN_TYPE_DESC	The description of the reason type.	VARCHAR2(120)	5	No
REASN_CLASS_DESC	The description of the reason class	VARCHAR2(120)	6	No

saviddm.txt

Business rules:

- This interface file contains summarized item availability quantities for a supplier, item on a given day.
- This interface file cannot contain duplicate transactions for an item_idnt, supp_idnt, and day_dt combination.
- This interface file contains only the current day's new or changed information.
- This interface file follows the fact flat file interface layout standard.
- This interface file contains neither break-to-sell items nor packs that contain break-to-sell component items.

Name	Description	Data Type/Bytes	Field order	Required field
ITEM_IDNT	The unique identifier of an item.	CHARACTER(25)	1	Yes
SUPP_IDNT	The unique identifier of a supplier.	CHARACTER(10)	2	Yes
DAY_DT	The calendar day on which the transaction occurred.	DATE	3	Yes
F_AVAIL_QTY	The quantity of stock available to be ordered from the supplier.	NUMBER(12,4)	4	No

scmiaiddm.txt

Business rules:

- Contains data pertaining to a supplier's missed shipments by location and day.
- Cannot contain duplicate transactions for a supp_idnt, loc_idnt, day_dt.
- Follows the fact flat file interface layout standard.

Name	Description	Data Type/Bytes	Field Order	Required Field
SUPP_IDNT	The unique identifier of a supplier.	CHARACTER(10)	1	Yes
LOC_IDNT	The unique identifier of the location.	CHARACTER(10)	2	Yes
DAY_DT	The calendar day on which the transaction occurred.	DATE	3	Yes
F_MISSED_ASN_COUNT	The total number of ASN (advanced ship notice) shipments that were expected and not received.	NUMBER(16,4)	4	No

scmi1ddm.txt

- Cannot contain duplicate transactions for a supp_idnt, loc_idnt, day_dt.
- Contains data pertaining to a supplier's missed deliveries by location and day.
- Follows the fact flat file interface layout standard.

Name	Description	Data Type/Bytes	Field Order	Required Field
SUPP_IDNT	The unique identifier of a supplier.	CHARACTER(10)	1	Yes
LOC_IDNT	The unique identifier of the location.	CHARACTER(10)	2	Yes
DAY_DT	The calendar day on which the transaction occurred.	DATE	3	Yes
F_MISSED_SCHED_COUNT	The total number of scheduled shipments that are not received.	NUMBER(16,4)	4	No

scmi0ddm.txt

Business rules:

- Cannot contain duplicate transactions for a supp_idnt, loc_idnt, day_dt.
- Contains data pertaining to a supplier's missed purchase orders by location and day.
- Follows the fact flat file interface layout standard.

Name	Description	Data Type/Bytes	Field Order	Required Field
SUPP_IDNT	The unique identifier of a supplier.	CHARACTER(10)	1	Yes
LOC_IDNT	The unique identifier of the location.	CHARACTER(10)	2	Yes
DAY_DT	The calendar day on which the transaction occurred.	DATE	3	Yes
F_MISSED_ORDER_COUNT	The total number of purchase order shipments that were expected and not received.	NUMBER(16,4)	4	No

scqcdm.txt

Business rules:

- Cannot contain duplicate transactions for an item_idnt, supp_idnt, ship_idnt, loc_idnt, day_dt, po_idnt.
- Contains shipment information about which items requiring QC (quality control) failed or passed the QC test.
- Follows the fact flat file interface layout standard.

Name	Description	Data Type/Bytes	Field Order	Required Field
ITEM_IDNT	The unique identifier of an item.	CHARACTER(25)	1	Yes
SHIP_IDNT	The unique identifier of the shipment.	CHARACTER(10)	2	Yes
SUPP_IDNT	The unique identifier of a supplier.	CHARACTER(10)	3	Yes
LOC_IDNT	The unique identifier of the location.	CHARACTER(10)	4	Yes
DAY_DT	The calendar day on which the transaction occurred.	DATE	5	Yes
PO_IDNT	The unique identifier of a purchase order.	CHARACTER(8)	6	Yes
F_QC_FLAG	Indicates whether or not quality control checking was required on the receipt.	CHARACTER(1)	7	No
F_QC_FAILED_QTY	The total quantity of items that failed quality control checks.	NUMBER(12,4)	8	No
F_QC_PASSED_QTY	The total quantity of items that passed quality control checks.	NUMBER(12,4)	9	No

scrtllddm.txt

Business rules:

- This interface file contains shipment information about quantity of items received. This data is only associated with scrqtllddm.txt.
- This interface file contains shipment information about timeliness of receipt. This data is only associated with scrtllddm.txt.
- This interface file contains shipment information about which items requiring QC (quality control) failed or passed the QC test. This data is only associated with scqcdm.txt.
- This interface file cannot contain duplicate transactions for item_idnt, ship_idnt, supp_idnt, loc_idnt, day_dt, po_idnt. This interface file is also applied to the scrqtllddm.txt and scrtllddm.txt interface files.
- This interface file follows the fact flat file interface layout standard.
- This interface file contains neither break-to-sell items nor packs that contain break-to-sell component items.

Name	Description	Data Type/Bytes	Field Order	Required Field
ITEM_IDNT	The unique identifier of an item.	CHARACTER(25)	1	Yes
SUPP_IDNT	The unique identifier of a supplier.	CHARACTER(10)	2	Yes
SHIP_IDNT	The unique identifier of the shipment.	CHARACTER(10)	3	Yes
LOC_IDNT	The unique identifier of the location.	CHARACTER(10)	4	Yes
DAY_DT	The calendar day on which the transaction occurred.	DATE	5	Yes
PO_IDNT	The unique identifier of a purchase order.	CHARACTER(8)	6	Yes
F_ON_TIME_COUNT	The number of deliveries where the quantity received equaled the number expected. In this day-level table, the count value can only be 0 or 1.	NUMBER(16,4)	7	No
F_EARLY_COUNT	The number of deliveries that arrived before the scheduled time. In this day-level table, the count value can only be 0 or 1.	NUMBER(16,4)	8	No

Name	Description	Data Type/Bytes	Field Order	Required Field
F_LATE_COUNT	The number of deliveries that arrived after the scheduled time. In this day-level table, the count value can only be 0 or 1.	NUMBER(16,4)	9	No
F_UNSCHEDED_COUNT	The number of deliveries that arrived on days other than the scheduled date. In this day-level table, the count value can only be 0 or 1.	NUMBER(16,4)	10	No
F_DAYS_EARLY_COUNT	The total number of days a shipment arrived before the scheduled date.	NUMBER(16,4)	11	No
F_DAYS_LATE_COUNT	The total number of days a shipment arrived after the scheduled date.	NUMBER(16,4)	12	No

scrqtliddm.txt

Business rules:

- Contains shipment information about quantity of items received.
- Cannot contain duplicate transactions for an item_idnt, supp_idnt, ship_idnt, loc_idnt, day_dt, po_idnt.
- Follows the fact flat file interface layout standard.
- This interface file contains neither break-to-sell items nor packs that contain break-to-sell component items.

Name	Description	Data Type/Bytes	Field Order	Required Field
ITEM_IDNT	The unique identifier of an item.	CHARACTER(25)	1	Yes
SUPP_IDNT	The unique identifier of a supplier.	CHARACTER(10)	2	Yes
SHIP_IDNT	The unique identifier of the shipment.	CHARACTER(10)	3	Yes
LOC_IDNT	The unique identifier of the location.	CHARACTER(10)	4	Yes
DAY_DT	The calendar day on which the transaction occurred.	DATE	5	Yes
PO_IDNT	The unique identifier of a purchase order.	CHARACTER(8)	6	Yes

Name	Description	Data Type/Bytes	Field Order	Required Field
F_ASN_EXPECTED_QTY	The total advanced shipment notice (ASN) quantity expected.	NUMBER(12,4)	7	No
F_RECEIVED_QTY	The total quantity received.	NUMBER(12,4)	8	No
F_ORDERED_QTY	The total quantity ordered.	NUMBER(12,4)	9	No
F_ASN_EXPECTED_COUNT	The number of advance shipping notice (ASN) deliveries where the quantity received equaled the quantity expected. The count value can only be 0 or 1.	NUMBER(16,4)	10	No
F_ASN_UNDER_COUNT	The number of advanced shipping notice (ASN) deliveries where the quantity received were less than the number expected. In this day-level table, the count value can only be 0 or 1.	NUMBER(16,4)	11	No
F_ASN_OVER_COUNT	The number of advanced shipping notice (ASN) deliveries where the quantity received exceeded the number expected. In this day-level table, the count value can only be 0 or 1.	NUMBER(16,4)	12	No
F_MISMATCHED_COUNT	The number of deliveries where quantity was received for an item that was not expected. In this day-level table, the count value can only be 0 or 1.	NUMBER(16,4)	13	No
F_FULL_PO_COUNT	The number of purchase orders where all expected quantity was received. In this day-level table, the count value can only be 0 or 1.	NUMBER(16,4)	14	No

Name	Description	Data Type/Bytes	Field Order	Required Field
F_PART_PO_COUNT	The number of purchase orders where only part of the expected quantity was received. In this day-level table, the count value can only be 0 or 1.	NUMBER(16,4)	15	No
F_OVER_PO_COUNT	The number of purchase orders where more than the expected quantity was received. In this day-level table, the count value can only be 0 or 1.	NUMBER(16,4)	16	No
PICKUP_LOC	The user-entered location of shipment for client to pick up.	CHARACTER(250)	17	No
PICKUP_NBR	The user-entered identifier of a shipment.	CHARACTER(25)	18	No
PICKUP_DT	The user entered date of the pickup.	DATE	19	No

sctiddm.txt

Business rules:

- This interface file contains supplier contract information.
- This interface file cannot contain duplicate transactions for an item_idnt, cntrect_idnt, day_dt combination.
- This interface file contains only the current day's new or changed information.
- This interface file follows the fact flat file interface layout standard.
- This interface file contains neither break-to-sell items nor packs that contain break-to-sell component items.

Name	Description	Data Type/Bytes	Field order	Required field
ITEM_IDNT	The unique identifier of an item.	CHARACTER(25)	1	Yes
CNTRCT_IDNT	The unique identifier of a contract.	CHARACTER(6)	2	Yes
DAY_DT	The calendar day on which the transaction occurred.	DATE	3	Yes

Name	Description	Data Type/Bytes	Field order	Required field
F_CNTRCT_QTY	The total contracted quantity to be ordered from the supplier.	NUMBER(12,4)	4	No
F_CNTRCT_COST_AMT	The unit purchase cost negotiated for this contract.	NUMBER(18,4)	5	No
F_CNTRCT_ORD_QTY	The total ordered quantity from the contract to date for all locations.	NUMBER(12,4)	6	No
F_CNTRCT_ORD_COST_AMT	The total cost value for the ordered quantity from the contract to date for all locations.	NUMBER(18,4)	7	No
F_CNTRCT_ORD_CNCLLD_QTY	The total cancelled quantities from the contract to date, for all locations and orders.	NUMBER(12,4)	8	No
F_CNTRCT_ORD_CNCLLD_COST_AMT	The total cost value for the cancelled quantities from the contract to date, for all locations and orders.	NUMBER(18,4)	9	No

seasndm.txt

Business rules:

- This interface file contains seasons. Seasons are arbitrary periods of time around which some retailers organize their buying and selling patterns. Each day should fall within no more than one season.
- This interface file cannot contain duplicate records for a seasn_idnt.
- This interface file follows the dimension flat file interface layout standard.
- This interface file contains the complete snapshot of active information.

Name	Description	Data Type/Bytes	Field order	Required field
SEASN_IDNT	The unique identifier of a season.	VARCHAR2(3)	1	Yes
SEASN_START_DT	The beginning date for the season.	DATE	2	Yes
SEASN_END_DT	The ending date for the season.	DATE	3	Yes
SEASN_DESC	The description or name for the season.	VARCHAR2(120)	4	No

sfcilwdm.txt

Business rules:

- This interface file contains sales forecast information for an item and location combination on a given week.
- This interface file cannot contain duplicate transactions for an item_idnt, loc_idnt, and day_dt.
- This interface file follows the fact flat file interface layout standard.
- This interface file contains neither break-to-sell items nor packs that contain break-to-sell component items.

Name	Description	Data Type/Bytes	Field order	Required field
ITEM_IDNT	The unique identifier of an item.	CHARACTER(25)	1	Yes
LOC_IDNT	The unique identifier of the location.	CHARACTER(10)	2	Yes
DAY_DT	The calendar day on which the transaction occurred.	DATE	3	Yes
F_FCST_SLS_QTY	The forecast sales quantity.	NUMBER(12,4)	4	No

s/sildmdm.txt

Business rules:

- This interface file contains sales and returns for an item, location, day, minute, voucher, and transaction.
- Assumes that tran_idnts received from the source system are unique across media-location-register-employee-minute-day. In an example from brick and mortar, two items, sold at the same location, by the same employee in the same minute, but at two different cash registers to two different customers in two different transactions, stores result in two separate and distinct tran_idnts; similarly, the same item/loc/day/minute/register but different employees, ringing up two separate transactions stores result in two distinct tran_idnts.
- tran_idnt is unique across all locations.
- The format of the min_idnt field is the hour (in format HH24) followed by a number 01-60, which indicates the minute of that hour.
- This interface file contains neither break-to-sell items nor packs that contain break-to-sell component items.

Name	Description	Data Type/Bytes	Field order	Required field
ITEM_IDNT	The unique identifier of an item.	CHARACTER(25)	1	Yes
TRAN_IDNT	The unique identifier of the transaction.	VARCHAR2(30)	2	Yes
VCHR_IDNT	Voucher number. If the Item is a gift certificate, then the corresponding Item Number stores represent a VCHR_IDNT. This attribute is not a dimensional attribute but is used to uniquely identify a record.	CHARACTER(25)	3	Yes
DAY_DT	The calendar day on which the transaction occurred.	DATE	4	Yes
MIN_IDNT	The unique identifier of the minute.	NUMBER(4)	5	Yes
OVERRIDE_REASN_CODE_IDNT	The unique identifier for a reason code.	CHARACTER(6)	6	Yes
OVERRIDE_REASN_TYPE_IDNT	The unique identifier for a reason type.	CHARACTER(6)	7	Yes

Name	Description	Data Type/Bytes	Field order	Required field
LOC_IDNT	The unique identifier of the location.	CHARACTER(10)	8	Yes
RTRN_REASN_IDNT	The unique identifier used to identify a return reason code. These codes should exist in the RMS CODE_DETAIL table under 'SARR' code type.	CHARACTER(6)	9	Yes
CUST_REF	The customer identifier associated with the transaction.	CHARACTER(20)	10	Yes
CUST_REF_TYPE	The type of the identifier number used by a customer.	CHARACTER(6)	11	Yes
EMPLY_IDNT	The unique identifier of the employee.	CHARACTER(10)	12	Yes
SLSPRSN_IDNT	The unique identifier for a salesperson.	CHARACTER(10)	13	Yes
CSHR_IDNT	The unique identifier for a cashier.	CHARACTER(10)	14	Yes
RGSTR_IDNT	The unique identifier of the register.	CHARACTER(10)	15	Yes
REASN_CODE_IDNT	The unique identifier of the reason code.	CHARACTER(6)	16	Yes
REASN_TYPE_IDNT	The unique identifier of the reason type.	CHARACTER(6)	17	Yes
SUB_TRAN_TYPE_IDNT	The unique identifier of the sub-transaction type.	CHARACTER(6)	18	Yes
LINE_MEDIA_IDNT	The identifier of a customer order line media.	CHARACTER(10)	19	Yes

Name	Description	Data Type/Bytes	Field order	Required field
BANNER_IDNT	The unique identifier of a banner.	CHARACTER(4)	20	Yes
SELLING_ITEM_IDNT	The unique identifier of a selling item.	CHARACTER(25)	21	Yes
CO_HDR_IDNT	The unique identifier of a customer order.	CHARACTER(30)	22	Yes
CO_LINE_IDNT	The unique identifier of a customer order line.	CHARACTER(30)	23	Yes
DROP_SHIP_IND	An indicator to identify if an item is shipped directly to the customer.	CHARACTER(1)	24	No
RTL_TYPE_CDE	The price type ('R'egular, 'P'romotion, 'C'learance).	CHARACTER(2)	25	Yes
F_SLS_AMT	The value of the sale in primary currency	NUMBER(18,4)	26	No
F_SLS_AMT_LCL	The value of the sale in local currency	NUMBER(18,4)	27	No
F_SLS_QTY	The number of items involved in the sale	NUMBER(12,4)	28	No
F_SLS_PRFT_AMT	The profit amount realized on the sale in primary currency.	NUMBER(18,4)	29	No
F_SLS_PRFT_AMT_LCL	The profit amount realized on the sale in local currency.	NUMBER(18,4)	30	No
F_RTRN_AMT	The value of the return in primary currency	NUMBER(18,4)	31	No
F_RTRN_AMT_LCL	The value of the return in local currency	NUMBER(18,4)	32	No
F_RTRN_QTY	The number of items involved in the return	NUMBER(12,4)	33	No

Name	Description	Data Type/Bytes	Field order	Required field
F_RTRN_PRFT_AMT	The profit amount realized on the return in primary currency	NUMBER(18,4)	34	No
F_RTRN_PRFT_AMT_LCL	The profit amount realized on the return in local currency	NUMBER(18,4)	35	No
F_SLS_ENTER_ITEM_COUNT	The number of times the item is manually entered by cashier for sale	NUMBER(16,4)	36	No
F_SLS_SCAN_ITEM_COUNT	The number of times the item is scanned by cashier for sale	NUMBER(16,4)	37	No
F_RTRN_ENTER_ITEM_COUNT	The number of times the item is manually entered by cashier for return	NUMBER(16,4)	38	No
F_RTRN_SCAN_ITEM_COUNT	Number of times the item is scanned by cashier for return	NUMBER(16,4)	39	No
F_SLS_IS_MKUP_COUNT	The count of the number of in store markup sales transactions	NUMBER(16,4)	40	No
F_SLS_IS_MKDN_COUNT	The count of the number of in store markdown sales transactions	NUMBER(16,4)	41	No
F_RTRN_IS_MKUP_COUNT	The count of the number of in store markup return transactions	NUMBER(16,4)	42	No
F_RTRN_IS_MKDN_COUNT	The count of the number of in store markdown return transactions	NUMBER(16,4)	43	No
F_SLS_IS_MKUP_AMT	The total in store markup amount in primary currency for sales transactions	NUMBER(18,4)	44	No

Name	Description	Data Type/Bytes	Field order	Required field
F_SLS_IS_MKUP_AMT_LCL	The total in store markup amount in local currency for sales transactions	NUMBER(18,4)	45	No
F_RTRN_IS_MKUP_AMT	The total in store markup amount in primary currency for return transactions	NUMBER(18,4)	46	No
F_RTRN_IS_MKUP_AMT_LCL	The total in store markup amount in local currency for return transactions	NUMBER(18,4)	47	No
F_SLS_IS_MKDN_AMT	The total in store markdown amount in primary currency for sales transactions	NUMBER(18,4)	48	No
F_SLS_IS_MKDN_AMT_LCL	The total in store markdown amount in local currency for sales transactions	NUMBER(18,4)	49	No
F_RTRN_IS_MKDN_AMT	The total in store markdown amount in primary currency for return transactions	NUMBER(18,4)	50	No
F_RTRN_IS_MKDN_AMT_LCL	The total in store markdown amount in local currency for return transactions	NUMBER(18,4)	51	No
F_SLS_EMPTY_DISC_AMT	The total employee retail discount amount in primary currency for sales transactions	NUMBER(18,4)	52	No
F_SLS_EMPTY_DISC_AMT_LCL	The total employee retail discount amount in local currency for sales transactions	NUMBER(18,4)	53	No

Name	Description	Data Type/Bytes	Field order	Required field
F_RTRN_EMPTY_DISC_AMT	The total employee retail discount amount in primary currency for return transactions	NUMBER(18,4)	54	No
F_RTRN_EMPTY_DISC_AMT_LCL	The total employee retail discount amount in local currency for return transactions	NUMBER(18,4)	55	No
F_SLS_ACCOM_AMT	The total customer order accommodations, associated with items, in primary currency for sales transactions.	NUMBER(18,4)	56	No
F_SLS_ACCOM_AMT_LCL	The total customer order accommodations, associated with items, in local currency for sales transactions.	NUMBER(18,4)	57	No
F_SLS_VAT_AMT	The value of the sales value added tax in primary currency.	NUMBER(18,4)	58	No
F_SLS_VAT_AMT_LCL	The value of the sales value added tax in local currency	NUMBER(18,4)	59	No
F_RTRN_VAT_AMT	The value of the return value added tax in primary currency	NUMBER(18,4)	60	No
F_RTRN_VAT_AMT_LCL	The value of the return value added tax in local currency	NUMBER(18,4)	61	No

sismkdniddm.txt

Business rules:

- This interface file contains point of sale, permanent, and clearance markdown and markup information for an item, location, and retail type on a given day.
- This interface file cannot contain duplicate transactions for a item_idnt, loc_idnt, rtl_type_cde, day_dt combination.
- This interface file follows the fact flat file interface layout standard.
- This interface file contains neither break-to-sell items nor packs that contain break-to-sell component items.
- Typical markdowns, markups, markdown cancels, and markup cancels should be positive values in their respective fields. Any reversals of the transactions that use the same tran data codes contain negative values in those applicable fields.

Name	Description	Data Type/Bytes	Field order	Required field
ITEM_IDNT	The unique identifier of an item.	CHARACTER(25)	1	Yes
LOC_IDNT	The unique identifier of the location.	CHARACTER(10)	2	Yes
RTL_TYPE_CDE	The price type ('R'egular, 'P'romotion, 'C'learance).	CHARACTER(2)	3	Yes
DAY_DT	The calendar day on which the transaction occurred.	DATE	4	Yes
F_MKDN_AMT	The value of the markdown, in primary currency.	NUMBER(18,4)	5	No
F_MKDN_AMT_LCL	The value of the markdown, in local currency.	NUMBER(18,4)	6	No
F_MKDN_QTY	The quantity of the markdown	NUMBER(12,4)	7	No
F_MKUP_AMT	The value of the markup, in primary currency.	NUMBER(18,4)	8	No
F_MKUP_AMT_LCL	The value of the markup, in local currency.	NUMBER(18,4)	9	No
F_MKUP_QTY	The quantity of the markup.	NUMBER(12,4)	10	No
F_MKDN_CNCL_AMT	The value of the markdown cancel, in primary currency.	NUMBER(18,4)	11	No
F_MKDN_CNCL_AMT_LCL	The value of the markdown cancel, in local currency.	NUMBER(18,4)	12	No
F_MKDN_CNCL_QTY	The quantity of the markdown cancel.	NUMBER(12,4)	13	No
F_MKUP_CNCL_AMT	The value of the markup cancel, in primary currency.	NUMBER(18,4)	14	No
F_MKUP_CNCL_AMT_LCL	The value of the markup cancel, in local currency.	NUMBER(18,4)	15	No
F_MKUP_CNCL_QTY	The quantity of the markup cancel.	NUMBER(12,4)	16	No

slsprmlmdm.txt

Business rules:

- If a dimension identifier is required but is not available, a value of -1 is needed.
- TRAN_IDNT is unique across all locations.
- Follows the fact flat file interface layout standard.

Name	Description	Data Type/Bytes	Field order	Required field
TRAN_IDNT	The unique identifier of a sales transaction.	VARCHAR2(30)	1	Yes
ITEM_IDNT	The unique identifier of an item.	CHARACTER(25)	2	Yes
DAY_DT	The calendar day on which the transaction occurred.	DATE	3	Yes
MIN_IDNT	The unique identifier of the minute. This is the minute the sales transaction was created.	NUMBER(4)	4	Yes
PRMTN_DTL_IDNT	The identifier of the promotion detail.	CHARACTER(10)	5	Yes
HEAD_IDNT	The unique identifier of the promotion.	CHARACTER(10)	6	Yes
PRMTN_SRC_CDE	The unique identifier of the promotion source. The valid value can be 'DTC', 'RMS' or others.	CHARACTER(6)	7	Yes
SELLING_ITEM_IDNT	The unique identifier of a selling item.	CHARACTER(25)	8	Yes
LINE_MEDIA_IDNT	The unique identifier of the customer order line level media.	CHARACTER(10)	9	Yes

Name	Description	Data Type/Bytes	Field order	Required field
BANNER_IDNT	The unique identifier of a banner.	CHARACTER(4)	10	Yes
LOC_IDNT	The unique identifier of the location.	CHARACTER(10)	11	Yes
CUST_REF	The customer identifier associated with the transaction.	CHARACTER(20)	12	Yes
CUST_REF_TYPE	The type of the identifier number used by a customer.	CHARACTER(6)	13	Yes
CO_LINE_IDNT	The unique identifier of a customer order line.	VARCHAR2(30)	14	Yes
CO_HDR_IDNT	The unique identifier of a customer order header.	VARCHAR2(30)	15	Yes
F_PRMTN_MKDN_AMT	The promotional markdown amount in primary currency.	NUMBER(18,4)	16	No
F_PRMTN_MKDN_AMT_LCL	The promotional markdown amount in local currency.	NUMBER(18,4)	17	No

stblmthdm.txt

Business rules:

- This interface file contains stock ledger values for a department, class, subclass, and location on a given month.
- This interface file cannot contain duplicate transactions for a dept_idnt, class_idnt, subclass_idnt, loc_idnt, and day_dt combination.
- This interface file can only be populated for one time, either Gregorian time or 454 time.
- This interface file follows the fact flat file interface layout standard.

Name	Description	Data Type/Bytes	Field order	Required field
SBCLASS_IDNT	The unique identifier of the subclass in the product hierarchy.	CHARACTER(4)	1	Yes
CLASS_IDNT	The unique identifier of the class in the product hierarchy.	CHARACTER(4)	2	Yes
DEPT_IDNT	The unique identifier of a department in the product hierarchy.	CHARACTER(4)	3	Yes
LOC_IDNT	The unique identifier of the location.	CHARACTER(10)	4	Yes
LOC_TYPE_CDE	The code that indicates whether the location is a store or warehouse.	CHARACTER(2)	5	Yes
DAY_DT	The calendar day on which the transaction occurred.	DATE	6	Yes
F_IVL_BEG_SOH_COST_A MT	The beginning of period stock on hand total cost, in primary currency	NUMBER(18,4)	7	N
F_IVL_BEG_SOH_COST_A MT_LCL	The beginning of period stock on hand total cost, in local currency	NUMBER(18,4)	8	N
F_IVL_BEG_SOH_RTL_AM T	The beginning of period stock on hand total retail, in primary currency	NUMBER(18,4)	9	N
F_IVL_BEG_SOH_RTL_AM T_LCL	The beginning of period stock on hand total retail, in local currency	NUMBER(18,4)	10	N

Name	Description	Data Type/Bytes	Field order	Required field
F_IVL_SOH_ADJ_COST_A MT	The value at cost of stock on hand adjustments, in primary currency.	NUMBER(18,4)	11	N
F_IVL_SOH_ADJ_COST_A MT_LCL	The value at cost of stock on hand adjustments, in local currency.	NUMBER(18,4)	12	N
F_IVL_SOH_ADJ_RTL_AM T	The value at retail of stock on hand adjustments, in primary currency	NUMBER(18,4)	13	N
F_IVL_SOH_ADJ_RTL_AM T_LCL	The value at retail of stock on hand adjustments, in local currency	NUMBER(18,4)	14	N
F_IVL_RCPTS_COST_AMT	The value at cost of inventory received, in primary currency	NUMBER(18,4)	15	N
F_IVL_RCPTS_COST_AMT _LCL	The value at cost of inventory received, in local currency	NUMBER(18,4)	16	N
F_IVL_RCPTS_RTL_AMT	The value at retail of inventory received, in primary currency	NUMBER(18,4)	17	N
F_IVL_RCPTS_RTL_AMT_ LCL	The value at retail of inventory received, in local currency	NUMBER(18,4)	18	N
F_IVL_RTV_COST_AMT	The value at cost of inventory returned to a vendor, in primary currency	NUMBER(18,4)	19	N
F_IVL_RTV_COST_AMT_L CL	The value at cost of inventory returned to a vendor, in local currency.	NUMBER(18,4)	20	N
F_IVL_RTV_RTL_AMT	The value at retail of inventory returned to a vendor, in primary currency.	NUMBER(18,4)	21	N
F_IVL_RTV_RTL_AMT_L L	The value at retail of inventory returned to a vendor, in local currency.	NUMBER(18,4)	22	N

Name	Description	Data Type/Bytes	Field order	Required field
F_IVL_TSF_IN_COST_AMT	The value at cost of inventory transferred in, in primary currency	NUMBER(18,4)	23	N
F_IVL_TSF_IN_COST_AMT_LCL	The value at cost of inventory transferred in, in local currency	NUMBER(18,4)	24	N
F_IVL_TSF_IN_RTL_AMT	The value at retail of inventory transferred in, in primary currency	NUMBER(18,4)	25	N
F_IVL_TSF_IN_RTL_AMT_LCL	The value at retail of inventory transferred in, in local currency.	NUMBER(18,4)	26	N
F_IVL_TSF_OUT_COST_AMT	The value at cost of inventory transferred out, in primary currency	NUMBER(18,4)	27	N
F_IVL_TSF_OUT_COST_AMT_LCL	The value at cost of inventory transferred out, in local currency	NUMBER(18,4)	28	N
F_IVL_TSF_OUT_RTL_AMT	The value at retail of inventory transferred out, in primary currency	NUMBER(18,4)	29	N
F_IVL_TSF_OUT_RTL_AMT_LCL	The value at retail of inventory transferred out, in local currency	NUMBER(18,4)	30	N
F_IVL_SHRK_COST_AMT	The value at cost of the difference between actual and ending inventory, in primary currency.	NUMBER(18,4)	31	N
F_IVL_SHRK_COST_AMT_LCL	The value at cost of the difference between actual and ending inventory, in local currency.	NUMBER(18,4)	32	N
F_IVL_SHRK_RTL_AMT	The value at retail of the difference between actual and ending inventory, in primary currency.	NUMBER(18,4)	33	N

Name	Description	Data Type/Bytes	Field order	Required field
F_IVL_SHRK_RTL_AMT_LCL	The value at retail of the difference between actual and ending inventory, in local currency.	NUMBER(18,4)	34	N
F_IVL_RTRNS_COST_AMT	The value at cost of inventory returned from sales, in primary currency	NUMBER(18,4)	35	N
F_IVL_RTRNS_COST_AMT_LCL	The value at cost of inventory returned from sales, in local currency	NUMBER(18,4)	36	N
F_IVL_RTRNS_RTL_AMT	The value at retail of inventory returned from sales, in primary currency	NUMBER(18,4)	37	N
F_IVL_RTRNS_RTL_AMT_LCL	The value at retail of inventory returned from sales, in local currency	NUMBER(18,4)	38	N
F_IVL_RECLASS_IN_COST_AMT	The value at cost of inventory reclassified to this location, in primary currency	NUMBER(18,4)	39	N
F_IVL_RECLASS_IN_COST_AMT_LCL	The value at cost of inventory reclassified to this location, in local currency	NUMBER(18,4)	40	N
F_IVL_RECLASS_IN_RTL_AMT	The value at retail of inventory reclassified to this location, in primary currency	NUMBER(18,4)	41	N
F_IVL_RECLASS_IN_RTL_AMT_LCL	The value at retail of inventory reclassified to this location, in local currency	NUMBER(18,4)	42	N
F_IVL_RECLASS_OUT_COST_AMT	The value at cost of inventory reclassified from this location, in primary currency	NUMBER(18,4)	43	N

Name	Description	Data Type/Bytes	Field order	Required field
F_IVL_RECLASS_OUT_COST_AMT_LCL	The value at cost of inventory reclassified from this location, in local currency	NUMBER(18,4)	44	N
F_IVL_RECLASS_OUT_RETAIL_AMT	The value at retail of inventory reclassified from this location, in primary currency	NUMBER(18,4)	45	N
F_IVL_RECLASS_OUT_RETAIL_AMT_LCL	The value at retail of inventory reclassified from this location, in local currency	NUMBER(18,4)	46	N
F_IVL_SLS_COST_AMT	The value at cost of inventory sold, in primary currency	NUMBER(18,4)	47	N
F_IVL_SLS_COST_AMT_LCL	The value at cost of inventory sold, in local currency.	NUMBER(18,4)	48	N
F_IVL_SLS_RETAIL_AMT	The value at retail of inventory sold, in primary currency	NUMBER(18,4)	49	N
F_IVL_SLS_RETAIL_AMT_LCL	The value at retail of inventory sold, in local currency.	NUMBER(18,4)	50	N
F_IVL_END_SOH_COST_AMT	The end of period stock on hand total cost, in primary currency.	NUMBER(18,4)	51	N
F_IVL_END_SOH_COST_AMT_LCL	The end of period stock on hand total cost, in local currency	NUMBER(18,4)	52	N
F_IVL_END_SOH_RETAIL_AMT	The end of period stock on hand total retail, in primary currency.	NUMBER(18,4)	53	N
F_IVL_END_SOH_RETAIL_AMT_LCL	The end of period stock on hand total retail, in local currency	NUMBER(18,4)	54	N
F_IVL_GRS_PRFT_AMT	The total gross profit amount, in primary currency	NUMBER(18,4)	55	N

Name	Description	Data Type/Bytes	Field order	Required field
F_IVL_GRS_PRFT_AMT_LCL	The total gross profit amount, in local currency.	NUMBER(18,4)	56	N
F_IVL_CUM_MKON_PCT	The cumulative markon percent.	NUMBER(12,4)	57	N
F_IVL_MKUP_AMT	The value of upward revisions in price, in primary currency.	NUMBER(18,4)	58	N
F_IVL_MKUP_AMT_LCL	The value of upward revisions in price, in local currency.	NUMBER(18,4)	59	N
F_IVL_MKUP_CNCLLD_AMT	The value of corrections to a upward revisions in price, in primary currency.	NUMBER(18,4)	60	N
F_IVL_MKUP_CNCLLD_AMT_LCL	The value of corrections to a upward revisions in price, in local currency.	NUMBER(18,4)	61	N
F_IVL_MKDN_CNCLLD_AMT	The value of markdown cancellation to correct an unintentional error in a previous markup, in local currency.	NUMBER(18,4)	62	N
F_IVL_MKDN_CNCLLD_AMT_LCL	The value of markdown cancellation to correct an unintentional error in a previous markup, in primary currency.	NUMBER(18,4)	63	N
F_IVL_PERM_MKDN_AMT	The value of permanent reduction in price, in primary currency.	NUMBER(18,4)	64	N
F_IVL_PERM_MKDN_AMT_LCL	The value of permanent reduction in price, in local currency.	NUMBER(18,4)	65	N

Name	Description	Data Type/Bytes	Field order	Required field
F_IVL_PRMTN_MKDN_A MT	The value of promotion reductions of the price, in primary currency.	NUMBER(18,4)	66	N
F_IVL_PRMTN_MKDN_A MT_LCL	The value of promotion reductions of the price, in local currency.	NUMBER(18,4)	67	N
F_IVL_CLRC_MKDN_A MT	The value of clearance reductions of the price, in primary currency.	NUMBER(18,4)	68	N
F_IVL_CLRC_MKDN_A MT_LCL	The value of clearance reductions of the price, in local currency.	NUMBER(18,4)	69	N
F_IVL_EMPTY_DISC_AMT	The value of employee discounts, in primary currency.	NUMBER(18,4)	70	N
F_IVL_EMPTY_DISC_AMT _LCL	The value of employee discounts, in local currency.	NUMBER(18,4)	71	N
F_IVL_CASH_DISC_AMT	The value of cash discounts, in primary currency.	NUMBER(18,4)	72	N
F_IVL_CASH_DISC_AMT_ LCL	The value of cash discounts, in local currency.	NUMBER(18,4)	73	N
F_IVL_FRGHT_COST_A MT	The value of freight expenses, in primary currency.	NUMBER(18,4)	74	N
F_IVL_FRGHT_COST_A MT_LCL	The value of freight expenses, in local currency.	NUMBER(18,4)	75	N
F_IVL_WRKRM_COST_A MT	The value of workroom expenses, in primary currency.	NUMBER(18,4)	76	N
F_IVL_WRKRM_COST_A MT_LCL	The value of workroom expenses, in local currency.	NUMBER(18,4)	77	N

Name	Description	Data Type/Bytes	Field order	Required field
F_IVL_GAFS_COST_AMT	The goods available for sale valued at cost, in primary currency.	NUMBER(18,4)	78	N
F_IVL_GAFS_COST_AMT_LCL	The goods available for sale valued at cost, in local currency.	NUMBER(18,4)	79	N
F_IVL_GAFS_RTL_AMT	The goods available for sale valued at retail, in primary currency.	NUMBER(18,4)	80	N
F_IVL_GAFS_RTL_AMT_LCL	The goods available for sale valued at retail, in local currency.	NUMBER(18,4)	81	N
F_IVL_SLS_QTY	The number of net units of merchandise sold.	NUMBER(12,4)	82	N
F_IVL_SLS_RTL_EX_VAT_AMT	The value at retail, excluding VAT, of net merchandise sold, in primary currency.	NUMBER(18,4)	83	N
F_IVL_SLS_RTL_EX_VAT_AMT_LCL	The value at retail, excluding VAT, of net merchandise sold, in local currency.	NUMBER(18,4)	84	N
F_IVL_FRGHT_CLAIM_RT_L_AMT	The value at retail of freight claim, in primary currency.	NUMBER(18,4)	85	N
F_IVL_FRGHT_CLAIM_RT_L_AMT_LCL	The value at retail of freight claim, in local currency.	NUMBER(18,4)	86	N
F_IVL_FRGHT_CLAIM_COST_AMT	The value at cost of freight claim, in primary currency.	NUMBER(18,4)	87	N
F_IVL_FRGHT_CLAIM_COST_AMT_LCL	The value at cost of freight claim, in local currency.	NUMBER(18,4)	88	N
F_IVL_IC_TSF_IN_COST_AMT	The value at cost of inventory transferred in for intercompany transfers, in primary currency.	NUMBER(18,4)	89	N

Name	Description	Data Type/Bytes	Field order	Required field
F_IVL_IC_TSF_IN_COST_AMT_LCL	The value at cost of inventory transferred in for intercompany transfers, in local currency.	NUMBER(18,4)	90	N
F_IVL_IC_TSF_IN_RTL_AMT	The value at retail of inventory transferred in for intercompany transfers, in primary currency.	NUMBER(18,4)	91	N
F_IVL_IC_TSF_IN_RTL_AMT_LCL	The value at retail of inventory transferred in for intercompany transfers, in local currency.	NUMBER(18,4)	92	N
F_IVL_IC_TSF_OUT_COST_AMT	The value at cost of inventory transferred out for intercompany transfers, in primary currency.	NUMBER(18,4)	93	N
F_IVL_IC_TSF_OUT_COST_AMT_LCL	The value at cost of inventory transferred out for intercompany transfers, in local currency.	NUMBER(18,4)	94	N
F_IVL_IC_TSF_OUT_RTL_AMT	The value at retail of inventory transferred out for intercompany transfers, in primary currency.	NUMBER(18,4)	95	N
F_IVL_IC_TSF_OUT_RTL_AMT_LCL	The value at retail of inventory transferred out for intercompany transfers, in local currency.	NUMBER(18,4)	96	N
F_IVL_IC_MARGIN_AMT	The margin value of intercompany transfers, in primary currency.	NUMBER(18,4)	97	N
F_IVL_IC_MARGIN_AMT_LCL	The margin value of intercompany transfers, in local currency.	NUMBER(18,4)	98	N

Name	Description	Data Type/Bytes	Field order	Required field
F_IVL_IC_MKDN_RTL_A MT	The markdown at retail of merchandise transferred out for intercompany transfers, in primary currency.	NUMBER(18,4)	99	N
F_IVL_IC_MKDN_RTL_A MT_LCL	The markdown at retail of merchandise transferred out for intercompany transfers, in local currency.	NUMBER(18,4)	100	N
F_IVL_IC_MKUP_RTL_A MT	The markup at retail of merchandise transferred out for intercompany transfers, in primary currency.	NUMBER(18,4)	101	N
F_IVL_IC_MKUP_RTL_A MT_LCL	The markup at retail of merchandise transferred out for intercompany transfers, in local currency.	NUMBER(18,4)	102	N
F_IVL_WO_UPD_INV_CO ST_AMT	The value at cost of merchandise required work order activity, update inventory, for intercompany transfers, in primary currency.	NUMBER(18,4)	103	N
F_IVL_WO_UPD_INV_CO ST_AMT_LCL	The value at cost of merchandise required work order activity, update inventory, for intercompany transfers, in local currency.	NUMBER(18,4)	104	N
F_IVL_WO_POST_FIN_CO ST_AMT	The value at cost of merchandise required work order activity, post to financial, for intercompany transfers, in primary currency.	NUMBER(18,4)	105	N

Name	Description	Data Type/Bytes	Field order	Required field
F_IVL_WO_POST_FIN_CO ST_AMT_LCL	The value at cost of merchandise required work order activity, post to financial, for intercompany transfers, in local currency.	NUMBER(18,4)	106	N
F_IVL_ADJ_COGS_COST_ AMT	The value at cost of stock adjustments that affect COGS, in primary currency.	NUMBER(18,4)	107	N
F_IVL_ADJ_COGS_COST_ AMT_LCL	The value at cost of stock adjustments that affect COGS, in local currency.	NUMBER(18,4)	108	N
F_IVL_ADJ_COGS_RTL_A MT	The value at retail of stock adjustments that affect COGS, in primary currency.	NUMBER(18,4)	109	N
F_IVL_ADJ_COGS_RTL_A MT_LCL	The value at retail of stock adjustments that affect COGS, in local currency.	NUMBER(18,4)	110	N
F_IVL_RESTOCK_FEE_AM T	The value at cost of restocking fees received, in primary currency.	NUMBER(18,4)	111	N
F_IVL_RESTOCK_FEE_AM T_LCL	The value at cost of restocking fees received, in local currency.	NUMBER(18,4)	112	N
F_IVL_DEAL_INCM_SLS_ AMT	The value of deal incomes sales received, in primary currency.	NUMBER(18,4)	113	N
F_IVL_DEAL_INCM_SLS_ AMT_LCL	The value of deal incomes sales received, in local currency.	NUMBER(18,4)	114	N
F_IVL_DEAL_INCM_PUR CH_AMT	The value of deal incomes purchases received, in primary currency.	NUMBER(18,4)	115	N

Name	Description	Data Type/Bytes	Field order	Required field
F_IVL_DEAL_INCM_PURCH_AMT_LCL	The value of deal incomes purchases received, in local currency.	NUMBER(18,4)	116	N
F_IVL_COST_VAR_AMT	The standard cost change as well as the cost difference between standard cost and transaction cost for transactions such as receiving, RTV and transfers using the standard cost method of accounting, in primary currency.	NUMBER(18,4)	117	N
F_IVL_COST_VAR_AMT_LCL	The standard cost change as well as the cost difference between standard cost and transaction cost for transactions such as receiving, RTV and transfers using the standard cost method of accounting, in local currency.	NUMBER(18,4)	118	N
F_IVL_RTL_COST_VAR_AMT	The cost variance using retail based accounting, in primary currency.	NUMBER(18,4)	119	N
F_IVL_RTL_COST_VAR_AMT_LCL	The cost variance using retail based accounting, in local currency.	NUMBER(18,4)	120	N
F_IVL_MARGIN_COST_VAR_AMT	The cost variance using cost based accounting, in primary currency.	NUMBER(18,4)	121	N
F_IVL_MARGIN_COST_VAR_AMT_LCL	The cost variance using cost based accounting, in local currency.	NUMBER(18,4)	122	N
F_IVL_UP_CHRG_PRFT_AMT	The value of profit up charge costs incurred, in primary currency.	NUMBER(18,4)	123	N

Name	Description	Data Type/Bytes	Field order	Required field
F_IVL_UP_CHRG_PRFT_A MT_LCL	The value of expense up charge costs incurred, in primary currency.	NUMBER(18,4)	124	N
F_IVL_UP_CHRG_EXP_A MT	The value of expense up charge costs incurred, in primary currency.	NUMBER(18,4)	125	N
F_IVL_UP_CHRG_EXP_A MT_LCL	The value of expense up charge costs incurred, in local currency.	NUMBER(18,4)	126	N
F_IVL_TSF_IN_BK_COST_ AMT	The value at cost of inventory transferred in through a book transfer, in primary currency.	NUMBER(18,4)	127	N
F_IVL_TSF_IN_BK_COST_ AMT_LCL	The value at cost of inventory transferred in through a book transfer, in local currency.	NUMBER(18,4)	128	N
F_IVL_TSF_IN_BK_RTL_A MT	The value at retail of inventory transferred in through a book transfer, in primary currency.	NUMBER(18,4)	129	N
F_IVL_TSF_IN_BK_RTL_A MT_LCL	The value at retail of inventory transferred in through a book transfer, in local currency.	NUMBER(18,4)	130	N
F_IVL_TSF_OUT_BK_COS T_AMT	The value at cost of inventory transferred out through a book transfer, in primary currency.	NUMBER(18,4)	131	N
F_IVL_TSF_OUT_BK_COS T_AMT_LCL	The value at cost of inventory transferred out through a book transfer, in local currency.	NUMBER(18,4)	132	N

Name	Description	Data Type/Bytes	Field order	Required field
F_IVL_TSF_OUT_BK_RTL_AMT	The value at retail of inventory transferred out through a book transfer, in primary currency.	NUMBER(18,4)	133	N
F_IVL_TSF_OUT_BK_RTL_AMT_LCL	The value at retail of inventory transferred out through a book transfer, in local currency.	NUMBER(18,4)	134	N
F_IVL_INTER_STK_SLS_AMT	The value of cumulative net sales since the last time a physical inventory was taken, in primary currency. It is valued at cost for the cost department and at retail for the retail department.	NUMBER(18,4)	135	N
F_IVL_INTER_STK_SLS_AMT_LCL	The cumulative net sales value since the last time a physical inventory was taken, in local currency. It is valued at cost for the cost department and at retail for the retail department.	NUMBER(18,4)	136	N
F_IVL_INTER_STK_SHRK_AMT	The cumulative estimated (or budgeted) shrinkage value since the last time a physical inventory was taken, in primary currency. It is valued at cost for the cost department and at retail for the retail department.	NUMBER(18,4)	137	N

Name	Description	Data Type/Bytes	Field order	Required field
F_IVL_INTER_STK_SHRK_AMT_LCL	The cumulative estimated (or budgeted) shrinkage value since the last time a physical inventory was taken, in local currency. It is valued at cost for the cost department and at retail for the retail department.	NUMBER(18,4)	138	N
F_IVL_STK_MTD_SLS_AMT	The month-to-date net sales value, in primary currency. It is valued at cost for the cost department and at retail for the retail department.	NUMBER(18,4)	139	N
F_IVL_STK_MTD_SLS_AMT_LCL	The month-to-date net sales value, in local currency. It is valued at cost for the cost department and at retail for the retail department.	NUMBER(18,4)	140	N
F_IVL_STK_MTD_SHRK_AMT	The month-to-date estimated (or budgeted) shrinkage value, in primary currency. It is valued at cost for the cost department and at retail for the retail department.	NUMBER(18,4)	141	N
F_IVL_STK_MTD_SHRK_AMT_LCL	The month-to-date estimated (or budgeted) shrinkage value, in local currency. It is valued at cost for the cost department and at retail for the retail department.	NUMBER(18,4)	142	N
F_IVL_BK_STOCK_RTL_AMT	The value at retail of book stock, in primary currency.	NUMBER(18,4)	143	N

Name	Description	Data Type/Bytes	Field order	Required field
F_IVL_BK_STOCK_RTL_A MT_LCL	The value at retail of book stock, in local currency.	NUMBER(18,4)	144	N
F_IVL_BK_STOCK_COST_ AMT	The value at cost of book stock, in primary currency.	NUMBER(18,4)	145	N
F_IVL_BK_STOCK_COST_ AMT_LCL	The value at cost of book stock, in local currency.	NUMBER(18,4)	146	N
F_IVL_ACTL_STOCK_COS T_AMT	The value at cost of actual stock, when the physical inventory is taken, in primary currency.	NUMBER(18,4)	147	N
F_IVL_ACTL_STOCK_COS T_AMT_LCL	The value at cost of actual stock, when the physical inventory is taken, in local currency.	NUMBER(18,4)	148	N
F_IVL_ACTL_STOCK_RTL _AMT	The value at retail of actual stock, when the physical inventory is taken, in primary currency.	NUMBER(18,4)	149	N
F_IVL_ACTL_STOCK_RTL _AMT_LCL	The value at retail of actual stock, when the physical inventory is taken, in local currency.	NUMBER(18,4)	150	N

stlblwdm.txt

Business rules:

- This interface file contains stock ledger values for a department, class, subclass and location on a given week.
- This interface file cannot contain duplicate transactions for a dept_idnt, class_idnt, subclass_idnt, loc_idnt and day_dt combination.
- This interface file follows the fact flat file interface layout standard.
- For this interface file, the day_dt represents the end day of a week.
- This interface file does not need to be provided when the stock ledger uses Gregorian time (because this table is not populated).

Name	Description	Data Type/Bytes	Field order	Required field
SBCLASS_IDNT	The unique identifier of the subclass in the product hierarchy.	CHARACTER(4)	1	Yes
CLASS_IDNT	The unique identifier of the class in the product hierarchy.	CHARACTER(4)	2	Yes
DEPT_IDNT	The unique identifier of a department in the product hierarchy.	CHARACTER(4)	3	Yes
LOC_IDNT	The unique identifier of the location.	CHARACTER(10)	4	Yes
LOC_TYPE_CDE	The code that indicates whether the location is a store or warehouse.	CHARACTER(2)	5	Yes
DAY_DT	The calendar day on which the transaction occurred.	DATE	6	Yes
F_IVL_BEG_SOH_COST_AMT	The beginning of period stock on hand total cost, in primary currency.	NUMBER(18,4)	7	No
F_IVL_BEG_SOH_COST_AMT_LCL	The beginning of period stock on hand total cost, in local currency.	NUMBER(18,4)	8	No
F_IVL_BEG_SOH_RTL_AMT	The beginning of period stock on hand total retail, in primary currency.	NUMBER(18,4)	9	No
F_IVL_BEG_SOH_RTL_AMT_LCL	The beginning of period stock on hand total retail, in local currency.	NUMBER(18,4)	10	No

Name	Description	Data Type/Bytes	Field order	Required field
F_IVL_SOH_ADJ_COST_AMT	The value at cost of stock on hand adjustments, in primary currency.	NUMBER(18,4)	11	No
F_IVL_SOH_ADJ_COST_AMT_LCL	The value at cost of stock on hand adjustments, in local currency.	NUMBER(18,4)	12	No
F_IVL_SOH_ADJ_RTL_AMT	The value at retail of stock on hand adjustments, in primary currency.	NUMBER(18,4)	13	No
F_IVL_SOH_ADJ_RTL_AMT_LCL	The value at retail of stock on hand adjustments, in local currency.	NUMBER(18,4)	14	No
F_IVL_RCPTS_COST_AMT	The value at cost of inventory received, in primary currency.	NUMBER(18,4)	15	No
F_IVL_RCPTS_COST_AMT_LCL	The value at cost of inventory received, in local currency.	NUMBER(18,4)	16	No
F_IVL_RCPTS_RTL_AMT	The value at retail of inventory received, in primary currency.	NUMBER(18,4)	17	No
F_IVL_RCPTS_RTL_AMT_LCL	The value at retail of inventory received, in local currency.	NUMBER(18,4)	18	No
F_IVL_RTV_COST_AMT	The value at cost of inventory returned to a vendor, in primary currency.	NUMBER(18,4)	19	No
F_IVL_RTV_COST_AMT_LCL	The value at cost of inventory returned to a vendor, in local currency.	NUMBER(18,4)	20	No
F_IVL_RTV_RTL_AMT	The value at retail of inventory returned to a vendor, in primary currency.	NUMBER(18,4)	21	No
F_IVL_RTV_RTL_AMT_LCL	The value at retail of inventory returned to a vendor, in local currency.	NUMBER(18,4)	22	No
F_IVL_TSF_IN_COST_AMT	The value at cost of inventory transferred in, in primary currency.	NUMBER(18,4)	23	No

Name	Description	Data Type/Bytes	Field order	Required field
F_IVL_TSF_IN_COST_AMT_LCL	The value at cost of inventory transferred in, in local currency.	NUMBER(18,4)	24	No
F_IVL_TSF_IN_RTL_AMT	The value at retail of inventory transferred in, in primary currency.	NUMBER(18,4)	25	No
F_IVL_TSF_IN_RTL_AMT_LCL	The value at retail of inventory transferred in, in local currency.	NUMBER(18,4)	26	No
F_IVL_TSF_OUT_COST_AMT	The value at cost of inventory transferred out, in primary currency.	NUMBER(18,4)	27	No
F_IVL_TSF_OUT_COST_AMT_LCL	The value at cost of inventory transferred out, in local currency.	NUMBER(18,4)	28	No
F_IVL_TSF_OUT_RTL_AMT	The value at retail of inventory transferred out, in primary currency.	NUMBER(18,4)	29	No
F_IVL_TSF_OUT_RTL_AMT_LCL	The value at retail of inventory transferred out, in local currency.	NUMBER(18,4)	30	No
F_IVL_SHRK_COST_AMT	The value at cost of the difference between actual and ending inventory, in primary currency.	NUMBER(18,4)	31	No
F_IVL_SHRK_COST_AMT_LCL	The value at cost of the difference between actual and ending inventory, in local currency.	NUMBER(18,4)	32	No
F_IVL_SHRK_RTL_AMT	The value at retail of the difference between actual and ending inventory, in primary currency.	NUMBER(18,4)	33	No
F_IVL_SHRK_RTL_AMT_LCL	The value at retail of the difference between actual and ending inventory, in local currency.	NUMBER(18,4)	34	No
F_IVL_RTRNS_COST_AMT	The value at cost of inventory returned from sales, in primary currency.	NUMBER(18,4)	35	No

Name	Description	Data Type/Bytes	Field order	Required field
F_IVL_RTRNS_COST_AMT_LCL	The value at cost of inventory returned from sales, in local currency.	NUMBER(18,4)	36	No
F_IVL_RTRNS_RTL_AMT	The value at retail of inventory returned from sales, in primary currency.	NUMBER(18,4)	37	No
F_IVL_RTRNS_RTL_AMT_LCL	The value at retail of inventory returned from sales, in local currency.	NUMBER(18,4)	38	No
F_IVL_RECLASS_IN_COST_AMT	The value at cost of inventory reclassified to this location, in primary currency.	NUMBER(18,4)	39	No
F_IVL_RECLASS_IN_COST_AMT_LCL	The value at cost of inventory reclassified to this location, in local currency.	NUMBER(18,4)	40	No
F_IVL_RECLASS_IN_RTL_AMT	The value at retail of inventory reclassified to this location, in primary currency.	NUMBER(18,4)	41	No
F_IVL_RECLASS_IN_RTL_AMT_LCL	The value at retail of inventory reclassified to this location, in local currency.	NUMBER(18,4)	42	No
F_IVL_RECLASS_OUT_COST_AMT	The value at cost of inventory reclassified from this location, in primary currency.	NUMBER(18,4)	43	No
F_IVL_RECLASS_OUT_COST_AMT_LCL	The value at cost of inventory reclassified from this location, in local currency.	NUMBER(18,4)	44	No
F_IVL_RECLASS_OUT_RTL_AMT	The value at retail of inventory reclassified from this location, in primary currency.	NUMBER(18,4)	45	No
F_IVL_RECLASS_OUT_RTL_AMT_LCL	The value at retail of inventory reclassified from this location, in local currency.	NUMBER(18,4)	46	No
F_IVL_SLS_COST_AMT	The value at cost of inventory sold, in primary currency.	NUMBER(18,4)	47	No

Name	Description	Data Type/Bytes	Field order	Required field
F_IVL_SLS_COST_AMT_LCL	The value at cost of inventory sold, in local currency.	NUMBER(18,4)	48	No
F_IVL_SLS_RTL_AMT	The value at retail of inventory sold, in primary currency.	NUMBER(18,4)	49	No
F_IVL_SLS_RTL_AMT_LCL	The value at retail of inventory sold, in local currency.	NUMBER(18,4)	50	No
F_IVL_END_SOH_COST_AMT	The end of period stock on hand total cost, in primary currency.	NUMBER(18,4)	51	No
F_IVL_END_SOH_COST_AMT_LCL	The end of period stock on hand total cost, in local currency.	NUMBER(18,4)	52	No
F_IVL_END_SOH_RTL_AMT	The end of period stock on hand total retail, in primary currency.	NUMBER(18,4)	53	No
F_IVL_END_SOH_RTL_AMT_LCL	The end of period stock on hand total retail, in local currency.	NUMBER(18,4)	54	No
F_IVL_GRS_PRFT_AMT	The total gross profit amount, in primary currency.	NUMBER(18,4)	55	No
F_IVL_GRS_PRFT_AMT_LCL	The total gross profit amount, in local currency.	NUMBER(18,4)	56	No
F_IVL_CUM_MKON_PCT	The cumulative markon percent.	NUMBER(12,4)	57	No
F_IVL_ADJ_STOCK_COST_AMT	The value at cost of adjusted stock when the physical inventory is taken, in primary currency.	NUMBER(18,4)	58	No
F_IVL_ADJ_STOCK_COST_AMT_LCL	The value at cost of adjusted stock when the physical inventory is taken, in local currency.	NUMBER(18,4)	59	No
F_IVL_ADJ_STOCK_RTL_AMT	The value at retail of adjusted stock when the physical inventory is taken, in primary currency.	NUMBER(18,4)	60	No

Name	Description	Data Type/Bytes	Field order	Required field
F_IVL_ADJ_STOCK_RTL_AMT_LCL	The value at retail of adjusted stock when the physical inventory is taken, in local currency.	NUMBER(18,4)	61	No
F_IVL_MKUP_AMT	The value of upward revisions in price, in primary currency.	NUMBER(18,4)	62	No
F_IVL_MKUP_AMT_LCL	The value of upward revisions in price, in local currency.	NUMBER(18,4)	63	No
F_IVL_MKUP_CNCLLD_AMT	The value of corrections to upward revisions in price, in primary currency.	NUMBER(18,4)	64	No
F_IVL_MKUP_CNCLLD_AMT_LCL	The value of corrections to upward revisions in price, in local currency.	NUMBER(18,4)	65	No
F_IVL_MKDN_CNCLLD_AMT	The value of markdown cancellation to correct an unintentional error in a previous markup, in primary currency.	NUMBER(18,4)	66	No
F_IVL_MKDN_CNCLLD_AMT_LCL	The value of markdown cancellation to correct an unintentional error in a previous markup, in local currency.	NUMBER(18,4)	67	No
F_IVL_PERM_MKDN_AMT	The value of permanent reductions of the price, in primary currency.	NUMBER(18,4)	68	No
F_IVL_PERM_MKDN_AMT_LCL	The value of permanent reductions of the price, in local currency.	NUMBER(18,4)	69	No
F_IVL_PRMTN_MKDN_AMT	The value of promotion reductions of the price, in primary currency.	NUMBER(18,4)	70	No

Name	Description	Data Type/Bytes	Field order	Required field
F_IVL_PRMTN_MKDN_AMT_LCL	The value of promotion reductions of the price, in local currency.	NUMBER(18,4)	71	No
F_IVL_CLRC_MKDN_AMT	The value of clearance reductions of the price, in primary currency.	NUMBER(18,4)	72	No
F_IVL_CLRC_MKDN_AMT_LCL	The value of clearance reductions of the price, in local currency.	NUMBER(18,4)	73	No
F_IVL_EMPTY_DISC_AMT	The value of employee discounts, in primary currency.	NUMBER(18,4)	74	No
F_IVL_EMPTY_DISC_AMT_LCL	The value of employee discounts, in local currency.	NUMBER(18,4)	75	No
F_IVL_CASH_DISC_AMT	The value of cash discounts, in primary currency.	NUMBER(18,4)	76	No
F_IVL_CASH_DISC_AMT_LCL	The value of cash discounts, in local currency.	NUMBER(18,4)	77	No
F_IVL_FRGHT_COST_AMT	The value of freight expenses, in primary currency.	NUMBER(18,4)	78	No
F_IVL_FRGHT_COST_AMT_LCL	The value of freight expenses, in local currency.	NUMBER(18,4)	79	No
F_IVL_WRKRM_COST_AMT	The value of workroom expenses, in primary currency.	NUMBER(18,4)	80	No
F_IVL_WRKRM_COST_AMT_LCL	The value of workroom expenses, in local currency.	NUMBER(18,4)	81	No
F_IVL_GAFS_COST_AMT	The goods available for sale valued at cost, in primary currency.	NUMBER(18,4)	82	No
F_IVL_GAFS_COST_AMT_LCL	The goods available for sale valued at cost, in local currency.	NUMBER(18,4)	83	No

Name	Description	Data Type/Bytes	Field order	Required field
F_IVL_GAFS_RTL_AMT	The goods available for sale valued at retail, in primary currency.	NUMBER(18,4)	84	No
F_IVL_GAFS_RTL_AMT_LCL	The goods available for sale valued at retail, in local currency.	NUMBER(18,4)	85	No
F_IVL_SLS_QTY	The number of net units of merchandise sold.	NUMBER(12,4)	86	No
F_IVL_SLS_RTL_EX_VAT_AMT	The value at retail, excluding VAT, of net merchandise sold, in primary currency.	NUMBER(18,4)	87	No
F_IVL_SLS_RTL_EX_VAT_AMT_LCL	The value at retail, excluding VAT, of net merchandise sold, in local currency.	NUMBER(18,4)	88	No
F_IVL_FRGHT_CLAIM_RTL_AMT	The value at retail of freight claim, in primary currency.	NUMBER(18,4)	89	No
F_IVL_FRGHT_CLAIM_RTL_AMT_LCL	The value at retail of freight claim, in local currency.	NUMBER(18,4)	90	No
F_IVL_FRGHT_CLAIM_COST_AMT	The value at cost of freight claim, in primary currency.	NUMBER(18,4)	91	No
F_IVL_FRGHT_CLAIM_COST_AMT_LCL	The value at cost of freight claim, in local currency.	NUMBER(18,4)	92	No
F_IVL_IC_TSF_IN_COST_AMT	The value at cost of inventory transferred in for intercompany transfers, in primary currency.	NUMBER(18,4)	93	No
F_IVL_IC_TSF_IN_COST_AMT_LCL	The value at cost of inventory transferred in for intercompany transfers, in local currency.	NUMBER(18,4)	94	No
F_IVL_IC_TSF_IN_RTL_AMT	The value at retail of inventory transferred in for intercompany transfers, in primary currency.	NUMBER(18,4)	95	No

Name	Description	Data Type/Bytes	Field order	Required field
F_IVL_IC_TSF_IN_RTL_AMT_LCL	The value at retail of inventory transferred in for intercompany transfers, in local currency.	NUMBER(18,4)	96	No
F_IVL_IC_TSF_OUT_COST_AMT	The value at cost of inventory transferred out for intercompany transfers, in primary currency.	NUMBER(18,4)	97	No
F_IVL_IC_TSF_OUT_COST_AMT_LCL	The value at cost of inventory transferred out for intercompany transfers, in local currency.	NUMBER(18,4)	98	No
F_IVL_IC_TSF_OUT_RTL_AMT	The value at retail of inventory transferred out for intercompany transfers, in primary currency.	NUMBER(18,4)	99	No
F_IVL_IC_TSF_OUT_RTL_AMT_LCL	The value at retail of inventory transferred out for intercompany transfers, in local currency.	NUMBER(18,4)	100	No
F_IVL_IC_MARGIN_AMT	The margin value of intercompany transfers, in primary currency.	NUMBER(18,4)	101	No
F_IVL_IC_MARGIN_AMT_LCL	The margin value of intercompany transfers, in local currency.	NUMBER(18,4)	102	No
F_IVL_IC_MKDN_RTL_AMT	The markdown at retail of merchandise transferred out for intercompany transfers, in primary currency.	NUMBER(18,4)	103	No
F_IVL_IC_MKDN_RTL_AMT_LCL	The markdown at retail of merchandise transferred out for intercompany transfers, in local currency.	NUMBER(18,4)	104	No

Name	Description	Data Type/Bytes	Field order	Required field
F_IVL_IC_MKUP_RTL_AMT	The markup at retail of merchandise transferred out for intercompany transfers, in primary currency.	NUMBER(18,4)	105	No
F_IVL_IC_MKUP_RTL_AMT_LCL	The markup at retail of merchandise transferred out for intercompany transfers, in local currency.	NUMBER(18,4)	106	No
F_IVL_WO_UPD_INV_COST_AMT	The value at cost of merchandise required work order activity, update inventory, for intercompany transfers, in primary currency.	NUMBER(18,4)	107	No
F_IVL_WO_UPD_INV_COST_AMT_LCL	The value at cost of merchandise required work order activity, update inventory, for intercompany transfers, in local currency.	NUMBER(18,4)	108	No
F_IVL_WO_POST_FIN_COST_AMT	The value at cost of merchandise required work order activity, post to financial, for intercompany transfers, in primary currency.	NUMBER(18,4)	109	No
F_IVL_WO_POST_FIN_COST_AMT_LCL	The value at cost of merchandise required work order activity, post to financial, for intercompany transfers, in local currency.	NUMBER(18,4)	110	No
F_IVL_ADJ_COGS_COST_AMT	The value at cost of stock adjustments that affect COGS, in primary currency.	NUMBER(18,4)	111	No

Name	Description	Data Type/Bytes	Field order	Required field
F_IVL_ADJ_COGS_COST_AMT_LCL	The value at cost of stock adjustments that affect COGS, in local currency.	NUMBER(18,4)	112	No
F_IVL_ADJ_COGS_RTL_AMT	The value at retail of stock adjustments that affect COGS, in primary currency	NUMBER(18,4)	113	No
F_IVL_ADJ_COGS_RTL_AMT_LCL	The value at retail of stock adjustments that affect COGS, in local currency	NUMBER(18,4)	114	No
F_IVL_RESTOCK_FEE_AMT	The value at cost of restocking fees received, in primary currency.	NUMBER(18,4)	115	No
F_IVL_RESTOCK_FEE_AMT_LCL	The value at cost of restocking fees received, in local currency.	NUMBER(18,4)	116	No
F_IVL_DEAL_INCM_SLS_AMT	The value of deal incomes sales received, in primary currency.	NUMBER(18,4)	117	No
F_IVL_DEAL_INCM_SLS_AMT_LCL	The value of deal incomes sales received, in local currency.	NUMBER(18,4)	118	No
F_IVL_DEAL_INCM_PURCH_AMT	The value of deal incomes purchases received, in primary currency.	NUMBER(18,4)	119	No
F_IVL_DEAL_INCM_PURCH_AMT_LCL	The value of deal incomes purchases received, in local currency.	NUMBER(18,4)	120	No
F_IVL_COST_VAR_AMT	The standard cost change as well as the cost difference between standard cost and transaction cost for transactions such as receiving, RTV and transfers using the standard cost method of accounting, in primary currency.	NUMBER(18,4)	121	No

Name	Description	Data Type/Bytes	Field order	Required field
F_IVL_COST_VAR_AMT_LCL	The standard cost change as well as the cost difference between standard cost and transaction cost for transactions such as receiving, RTV and transfers using the standard cost method of accounting, in local currency.	NUMBER(18,4)	122	No
F_IVL_RTL_COST_VAR_AMT	The cost variance using retail based accounting, in primary currency.	NUMBER(18,4)	123	No
F_IVL_RTL_COST_VAR_AMT_LCL	The cost variance using retail based accounting, in local currency.	NUMBER(18,4)	124	No
F_IVL_MARGIN_COST_VAR_AMT	The cost variance using cost based accounting, in primary currency.	NUMBER(18,4)	125	No
F_IVL_MARGIN_COST_VAR_AMT_LCL	The cost variance using cost based accounting, in local currency.	NUMBER(18,4)	126	No
F_IVL_UP_CHRG_PRFT_AMT	The value of profit up charge costs incurred, in primary currency.	NUMBER(18,4)	127	No
F_IVL_UP_CHRG_PRFT_AMT_LCL	The value of profit up charge costs incurred, in local currency.	NUMBER(18,4)	128	No
F_IVL_UP_CHRG_EXP_AMT	The value of expense up charge costs incurred, in primary currency.	NUMBER(18,4)	129	No
F_IVL_UP_CHRG_EXP_AMT_LCL	The value of expense up charge costs incurred, in local currency.	NUMBER(18,4)	130	No
F_IVL_TSF_IN_BK_COST_AMT	The value at cost of inventory transferred in through a book transfer, in primary currency.	NUMBER(18,4)	131	No

Name	Description	Data Type/Bytes	Field order	Required field
F_IVL_TSF_IN_BK_COST_AMT_LCL	The value at cost of inventory transferred in through a book transfer, in local currency.	NUMBER(18,4)	132	No
F_IVL_TSF_IN_BK_RTL_AMT	The value at retail of inventory transferred in through a book transfer, in primary currency.	NUMBER(18,4)	133	No
F_IVL_TSF_IN_BK_RTL_AMT_LCL	The value at retail of inventory transferred in through a book transfer, in local currency.	NUMBER(18,4)	134	No
F_IVL_TSF_OUT_BK_COST_AMT	The value at cost of inventory transferred out through a book transfer, in primary currency.	NUMBER(18,4)	135	No
F_IVL_TSF_OUT_BK_COST_AMT_LCL	The value at cost of inventory transferred out through a book transfer, in local currency.	NUMBER(18,4)	136	No
F_IVL_TSF_OUT_BK_RTL_AMT	The value at retail of inventory transferred out through a book transfer, in primary currency.	NUMBER(18,4)	137	No
F_IVL_TSF_OUT_BK_RTL_AMT_LCL	The value at retail of inventory transferred out through a book transfer, in local currency.	NUMBER(18,4)	138	No

subtrantypedm.txt

Business rules:

- This interface file contains sub-transaction type records.
- This interface file cannot contain duplicate records for a sub_tran_type_idnt.
- This interface file follows the dimension flat file interface layout standard.
- This interface file contains the complete snapshot of active information.

Name	Description	Data Type/Bytes	Field order	Required field
SUB_TRAN_TYPE_IDNT	The unique identifier of the sub-transaction type.	VARCHAR2(6)	1	Yes
SUB_TRAN_TYPE_DESC	The description of the sub-transaction type.	VARCHAR2(120)	2	No

supctrdm.txt

Business rules:

- This interface file contains supplier contract information for status in 'A', 'C', 'X'.
- This interface file cannot contain duplicate records for a cntrct_idnt.
- This interface file follows the dimension flat file interface layout standard.
- This interface file contains the complete snapshot of active information.

Name	Description	Data Type/Bytes	Field order	Required field
CNTRCT_IDNT	The unique identifier of a contract.	CHARACTER(6)	1	Yes
SUPP_IDNT	The unique identifier of a supplier.	CHARACTER(10)	2	Yes
STATUS_CDE	The code representing the status for this contract.	VARCHAR2(1)	3	Yes
CNTRCT_BEG_DT	The starting date for the contract.	DATE	4	No
CNTRCT_END_DT	The ending date for the contract.	DATE	5	No
CNTRCT_DIST	The distributor name who collects the merchandise from the supplier and delivers to the retailer.	VARCHAR2(40)	6	No
CNTRCT_SHIP_MTHD_CDE	The code representing the method of shipment associated with the contract.	VARCHAR2(2)	7	No
CNTRCT_SHIP_MTHD_DESC	The description of the method of shipment associated with the contract.	VARCHAR2(120)	8	No

Name	Description	Data Type/Bytes	Field order	Required field
STATUS_DESC	The description of the contract status.	VARCHAR2(120)	9	No

supsupdm.txt

Business rules:

- This interface file contains a record for each supplier, and it holds details of supplier related attributes.
- This interface file cannot contain duplicate records for a supp_idnt.
- This interface file follows the dimension flat file interface layout standard.
- This interface file contains the complete snapshot of active information.

Name	Description	Data Type/Bytes	Field order	Required field
SUPP_IDNT	The unique identifier of a supplier.	VARCHAR2(10)	1	Yes
SUPP_DESC	The supplier's name.	VARCHAR2(240)	2	Yes
SUPP_SECND_DESC	The supplier's second name	VARCHAR2(240)	3	No
SUPP_QC_RQRD_IND	Indicates if this supplier's receipts should be checked for quality control.	VARCHAR2(1)	4	No
SUPP_PRE_MARK_IND	Indicates whether the items supplied by this supplier is pre-marked.	VARCHAR2(1)	5	No
SUPP_PRE_TICKET_IND	Indicates if the supplier pre-marks or pre-prices his goods.	VARCHAR2(1)	6	No
SUPP_STTS_CDE	The code that indicates if the supplier is currently active.	VARCHAR2(2)	7	No
SUPP_STTS_DESC	The description of the status code.	VARCHAR2(120)	8	No
SUPP EDI_IND	This column indicates if the supplier has EDI capabilities.	VARCHAR2(1)	9	No
SUPP_DOMESTIC_CDE	Supplier's domestic code.	VARCHAR2(1)	10	No
SUPP_DOMESTIC_DESC	The description of the supplier's domestic code.	VARCHAR2(120)	11	No
SUPP_CRNCY_CDE	The code representing the currency that the supplier operates under.	VARCHAR2(3)	12	No

Name	Description	Data Type/Bytes	Field order	Required field
SUPP_CRNCY_DESC	The description of the supplier's currency code.	VARCHAR2(120)	13	No
SUPP_VMI_IND	Indicates whether a supplier is vendor managed inventory supplier.	VARCHAR2(1)	14	No

suptrmdm.txt

Business rules:

- This interface file defines the associations between supplier and supplier trait.
- This interface file cannot contain duplicate records for a supp_trait_idnt, supp_idnt combination.
- This interface file follows the dimension flat file interface layout standard.
- This interface file contains the complete snapshot of active information.

Name	Description	Data Type/Bytes	Field order	Required field
SUPP_TRAIT_IDNT	The unique identifier of the supplier trait.	VARCHAR2(10)	1	Yes
SUPP_IDNT	The unique identifier of a supplier.	VARCHAR2(10)	2	Yes

suptrtdm.txt

Business rules:

- This interface file contains supplier trait information.
- This interface file cannot contain duplicate records for a supp_trait_idnt.
- This interface file follows the dimension flat file interface layout standard.
- This interface file contains the complete snapshot of active information.

Name	Description	Data Type/Bytes	Field order	Required field
SUPP_TRAIT_IDNT	The unique identifier of the supplier trait.	VARCHAR2(10)	1	Yes
MAST_SUPP_FLAG	Flag which indicates if this trait is a master supplier trait. Valid values are 'Y' or 'N'.	VARCHAR2(1)	2	Yes
SUPP_TRAIT_DESC	The supplier trait description.	VARCHAR2(120)	3	No
MAST_SUPP_CDE	The number of the master supplier.	VARCHAR2(10)	4	No

tndrtypdm.txt

Business rules:

- This interface file contains tender types and their parent tender type groups.
- This interface file cannot contain duplicate records for a tndr_type_id_idnt, tndr_type_grp_idnt combination.
- This interface file follows the dimension flat file interface layout standard.
- This interface file contains the complete snapshot of active information.

Name	Description	Data Type/Bytes	Field order	Required field
TNDR_TYPE_GRP_IDNT	The unique identifier for the tender type group. . An example of a tender type group is cash, check, or credit card.	VARCHAR2(6)	1	Yes
TNDR_TYPE_ID_IDNT	The unique identifier for the tender type ID within a tender type group. An example of a tender type ID is Discover Card, Master Card, or Visa	VARCHAR2(6)	2	Yes
TNDR_TYPE_GRP_DESC	The description of the tender type group. An example of the description may be "Credit Cards", "Cash", or "Check".	VARCHAR2(120)	3	No
TNDR_TYPE_ID_DESC	The description of the tender type ID. An example of the ID description may be "Master Card", "Visa Gold", or American Express Corporate".	VARCHAR2(120)	4	No
CASH_EQUIV_FLAG	The indicator of the cash equivalence.	VARCHAR2(1)	5	No

ttldm.txt

Business rules:

- This interface file contains tender type transaction information.
- This interface file cannot contain duplicate records for tndr_type_group_idnt, tndr_type_id_idnt, tran_idnt, loc_idnt, day_dt, min_idnt, rgstr_idnt, and cshr_idnt combination.
- This interface file follows the fact flat file interface layout standard.

Name	Description	Data Type/Bytes	Field order	Required field
TNDR_TYPE_ID_IDNT	The unique identifier for the tender type ID. An example of a tender type ID is Discover Card, Master Card, or Visa.	CHARACTER(6)	1	Yes
TRAN_IDNT	The unique identifier of the transaction.	VARCHAR2(30)	2	Yes
LOC_IDNT	The unique identifier of the location.	CHARACTER(10)	3	Yes
DAY_DT	The calendar day on which the transaction occurred.	DATE	4	Yes
MIN_IDNT	The unique identifier of the minute.	NUMBER(4)	5	Yes
RGSTR_IDNT	The unique identifier of the register.	CHARACTER(10)	6	Yes
CSHR_IDNT	The unique identifier for a cashier.	CHARACTER(10)	7	Yes
F_CC_SCAN_FLAG	Indicates whether the credit card was scanned or manually entered. Valid values are 'Y' for scanned, or 'N' or Null for manually entered.	VARCHAR2(1)	8	No
F_TNDR_COUPON_COUNT	The total count of tender coupons used per transaction. Tender coupons are issues by the manufacturer as opposed to the store.	NUMBER(16,4)	9	No
F_TNDR_COUPON_AMT	The total amount of tender coupons used per transaction. Tender coupons are issues by the manufacturer as opposed to the store.	NUMBER(18,4)	10	No

Name	Description	Data Type/Bytes	Field order	Required field
F_TNDR_COUPON_AMT_LCL	The total amount of tender coupons used per transaction, in local currency. Tender coupons are issued by the manufacturer as opposed to the store.	NUMBER(18,4)	11	No
F_TNDR_SLS_AMT	The sales amount paid for with a particular tender type in primary currency.	NUMBER(18,4)	12	No
F_TNDR_SLS_AMT_LCL	The sales amount paid for with a particular tender type in local currency	NUMBER(18,4)	13	No
F_TNDR_RTRNS_SLS_AMT	The return amount credited to a particular tender type in primary currency.	NUMBER(18,4)	14	No
F_TNDR_RTRNS_SLS_AMT_LCL	The return amount credited to a particular tender type in local currency.	NUMBER(18,4)	15	No

ttltypdm.txt

Business rules:

- This interface file contains user-defined totals.
- This interface file cannot contain duplicate records for a total_type_idnt.
- This interface file follows the dimension flat file interface layout standard.
- This interface file contains the complete snapshot of active information.

Name	Description	Data Type/Bytes	Field order	Required field
TOTAL_TYPE_IDNT	The original identifier for the total to be reconciled.	VARCHAR2(10)	1	Yes
TOTAL_TYPE_DESC	The description of the total type.	VARCHAR2(255)	2	Yes

vchreschddm.txt

Business rules:

- This interface file contains the date and count of escheated vouchers. When a voucher escheats, the retailer releases all liability of the voucher to the state government. The quantity of escheated vouchers and the dates on which they are escheated are captured from this text file.
- This interface file cannot contain duplicate transactions for a day_dt.
- This interface file follows the fact flat file interface layout standard.

Name	Description	Data Type/Bytes	Field order	Required field
DAY_DT	The calendar day on which the transaction occurred.	DATE	1	Yes
F_ESCH_COUNT	The total count of the escheated vouchers on a particular day.	NUMBER(16,4)	2	No
F_ESCH_AMT	The monetary amount of the escheated vouchers. If the voucher was never issued, the escheat amount is 0. If it was issued, the escheat amount is the issue amount.	NUMBER(18,4)	3	No

vchrmoveldsgdm.txt

Business rules:

- This interface file contains issued and redeemed voucher information at the individual voucher level.
- This interface file cannot contain duplicate transactions for a vchr_line_no, vchr_status_cde combination.
- This interface file follows the fact flat file interface layout standard.

Name	Description	Data Type/Bytes	Field order	Required field
VCHR_LINE_NO	The unique identifier for an entry on this table. Corresponds to the unique identifier for a voucher in the source system.	VARCHAR2(20)	1	Yes
VCHR_STATUS_CDE	Indicates whether this is an issue (I) or redemption (R) record for this voucher.	VARCHAR2(1)	2	Yes
LOC_IDNT	The unique identifier of the location.	CHARACTER(10)	3	Yes
DAY_DT	The calendar day on which the transaction occurred.	DATE	4	Yes
VCHR_AGE	The age of the voucher in days.	NUMBER(6)	5	Yes

Name	Description	Data Type/Bytes	Field order	Required field
TNDR_TYPE_ID_IDNT	The unique identifier for the tender type ID. An example of a tender type ID is Discover Card, Master Card, or Visa.	CHARACTER(6)	6	Yes
RGSTR_IDNT	The unique identifier of the register.	CHARACTER(10)	7	Yes
CSHR_IDNT	The unique identifier for a cashier.	CHARACTER(10)	8	Yes
F_AMT	Amount for which this voucher was issued/redeemed in primary currency.	NUMBER(18,4)	9	No
F_AMT_LCL	Amount for which this voucher was issued/redeemed in the issue/redemption location's local currency.	NUMBER(18,4)	10	No

vchroutlwdm.txt

Business rules:

- This interface file contains outstanding voucher information 'as of' the day_dt. A voucher is outstanding if it is issued but not yet redeemed or escheated (that is, fully outstanding).
- This interface file cannot contain duplicate transactions for loc_idnt, week, vchr_age, tndr_type_id_idnt, rgstr_idnt, cshr_idnt combination.
- This interface file follows the fact flat file interface layout standard.

Name	Description	Data Type/Bytes	Field order	Required field
LOC_IDNT	The unique identifier of the location.	CHARACTER(10)	1	Yes
DAY_DT	The calendar day on which the transaction occurred.	DATE	2	Yes
VCHR_AGE	The age of the voucher in days.	NUMBER(6)	3	Yes
TNDR_TYPE_ID_IDNT	The unique identifier for the tender type ID. An example of a tender type ID is Discover Card, Master Card, or Visa.	CHARACTER(6)	4	Yes
RGSTR_IDNT	The unique identifier of the register.	CHARACTER(10)	5	Yes
CSHR_IDNT	The unique identifier for a cashier.	CHARACTER(10)	6	Yes

Name	Description	Data Type/Bytes	Field order	Required field
F_OUT_COUNT	The number of outstanding vouchers in this age band.	NUMBER(16,4)	7	No
F_OUT_AMT	The monetary amount of the outstanding vouchers, in primary currency.	NUMBER(18,4)	8	No
F_OUT_AMT_LCL	The monetary amount of the outstanding vouchers, in local currency.	NUMBER(18,4)	9	No

RPAS/RDF – RMS Integration

Forecasting Batch Overview

The batch programs in this chapter facilitate processing related to forecasting data and to forecasting systems.

The programs that begin with the letters FCS enable the roll up of item demand forecasting data to the subclass, class, or department level. The programs also provide a mechanism to purge data from the forecasting tables.

Note: RMS is integrated with Oracle Retail planning and forecasting systems (for example, Oracle Retail Demand Forecasting).

Batch Design Summary

The following batch designs are included in this functional area:

- FCSTPRG.PC (Oracle Retail Demand Forecasting Purge)
- FCSTRBLD.PC (Oracle Retail Demand Forecasting Rollup)
- FCSTRBLD_SBC.PC (Oracle Retail Demand Forecasting Rollup by Department, Class and Subclass)
- FTMEDNLD.PC (Time Hierarchy Download)
- SOUTDNLD.PC (Stockout Download)

fcstprg (Oracle Retail Demand Forecasting Purge)

Functional Area

Demand Forecasting

Module Affected

FCSTPRG.PC

Design Overview

This program deletes data from forecast information tables. Data deletion is performed by partition truncation, table truncation or deletion by domain. The method of deletion is dependent on whether or not the table is partitioned. This program serves to delete data by domains so that they can re-loaded with new forecast information from a forecasting system.

This program must be run as either the RMS schema owner, or be run by a user that has been granted the following system privileges:

'drop any table'

'alter any table'

Scheduling Constraints

Schedule Information	Description
Processing Cycle	AD-HOC
Scheduling Considerations	N/A
Pre-Processing	prepost fcstprg pre - disables indexes
Post-Processing	prepost fcstprg post - rebuilds indexes
Threading Scheme	N/A

Restart/Recovery

N/A

Locking Strategy

N/A

Security Considerations

N/A

Performance Considerations

N/A

Key Tables Affected

Table	Select	Insert	Update	Delete
ITEM_FORECAST	No	No	No	Yes
DEPT_SALES_FORECAST	No	No	No	Yes
CLASS_SALES_FORECAST	No	No	No	Yes
SUBCLASS_SALES_FORECAST	No	No	No	Yes

I/O Specification

N/A

fcstrblld (Oracle Retail Demand Forecasting Rollup)

Functional Area

Demand Forecasting

Module Affected

FCSTRBLD.PC

Design Overview

This program is designed to roll-up new or updated forecasted unit sales data from the item_forecast table. This data is summarized into the subclass, class and department level sales forecast tables.

Scheduling Constraints

Schedule Information	Description
Processing Cycle	Phase 3 (weekly)
Scheduling Considerations	N/A
Pre-Processing	N/A
Post-Processing	prepost fcstrblld post – truncates the FORECAST_REBUILD table
Threading Scheme	Threaded by domain id

Restart/Recovery

The logical unit of work is a domain id. The program commits each time the rollups (dept, class and subclass) for a domain id is successfully processed.

Locking Strategy

N/A

Security Considerations

N/A

Performance Considerations

N/A

Key Tables Affected

Table	Select	Insert	Update	Delete
FORECAST_REBUILD	Yes	No	No	Yes
SUBCLASS_SALES_FORECAST	Yes	Yes	No	No
ITEM_MASTER	Yes	No	No	No
ITEM_FORECAST	Yes	No	No	No
STORE	Yes	No	No	No
CLASS_SALES_FORECAST	Yes	Yes	No	No

Table	Select	Insert	Update	Delete
DEPT_SALES_FORECAST	Yes	Yes	No	No

I/O Specification

N/A

fcstrbld_sbc (Oracle Retail Demand Forecasting Rollup by Department, Class and Subclass)**Functional Area**

Demand Forecasting

Module Affected

FCSTRBLD_SBC.PC

Design Overview

The module rolls up the sales forecast data at subclass and class level to class and department level respectively and inserts the data. The program selects records from the table SUBCLASS_SALES_FORECAST and writes the records to CLASS_SALES_FORECAST and selects the data from CLASS_SALES_FORECAST and writes into DEPT_SALES_FORECAST using the domain ID stored in the table FORECAST_REBUILD. The record in FORECAST_REBUILD is deleted after the record is written to the above destination tables.

Scheduling Constraints

Schedule Information	Description
Processing Cycle	Phase 3 (Weekly)
Scheduling Considerations	After completion of FCSTRBLD.PC.
Pre-Processing	N/A
Post-Processing	N/A
Threading Scheme	N/A

Restart/Recovery

Restart/recovery is based on the values stored in restart_bookmark from the last commit prior to failure. The values are for the last domain_id that was not rolled up completely.

Locking Strategy

N/A

Security Considerations

N/A

Performance Considerations

N/A

Key Tables Affected

Table	Select	Insert	Update	Delete
FORECAST_REBUILD	Yes	No	No	Yes
CLASS_SALES_FORECAST	Yes	Yes	No	No
DEPT_SALES_FORECAST	No	Yes	No	No
SUBCLASS_SALES_FORECAST	Yes	No	No	No
STORE	Yes	No	No	No

I/O Specification

N/A

ftmednld (Time Hierarchy Download)**Functional Area**

RMS-planning system interface

Module Affected

FTMEDNLD.PC

Design Overview

The FTMEDNLD.PC module downloads the RMS calendar (year, half, quarter, month, week, day, and date) in the 454-calendar format. The download consists of the entire calendar in the RMS. This program accounts for a fiscal year that could be different from the standard year in the CALENDAR table.

As part of the implementation, the extracted flat file needs to be transferred to a location where the planning system (with its transformation script) can access it.

Scheduling Constraints

Schedule Information	Description
Processing Cycle	Ad hoc
Scheduling Considerations	N/A
Pre-Processing	N/A
Post-Processing	N/A
Threading Scheme	N/A (Single Thread)

Restart/Recovery

Due to the relatively small amount of processing this program performs; restart recovery is not used. The calls to retek_init() and retek_close() are used in the program only for logging purposes (to prevent double-runs).

Locking Strategy

N/A

Security Considerations

N/A

Performance Considerations

N/A

Key Tables Affected

Table	Select	Insert	Update	Delete
CALENDAR	Yes	No	No	No
SYSTEM_OPTIONS	Yes	No	No	No

I/O Specification**Output Files**

The file outputted is named rmse_rpas_clndmstr.dat.

Record Name	Field Name	Field Type	Default Value	Description
	Year	Number(4)		The 4-5-4 year
	Half	Number(1)		The 4-5-4 half of the year, valid values are 1 or 2
	Quarter	Number(1)		The 4-5-4 quarter of the year, valid values 1-4
	Month	Number(2)		The 4-5-4 month of the year, valid values 1-12
	Week	Number(2)		The 4-5-4 week of the year, valid values 1-53
	Day	Number(1)		The 4-5-4 day of the current week, valid values 1-7
	Date	Date		The date from which the 4-5-4 data was derived, in YYYYMMDD format

soutdnld (Stockout Download)**Functional Area**

RMS to a forecasting interface

Module Affected

SOUTDNLD.PC

Design Overview

A forecasting interface requires a notification whenever an item's or store's stock on hand goes to zero or below that level. This SOUTDNLD program loops through the item/store table and outputs an item/store combination that has a stock out condition to an output file. This output file is then sent to the forecasting system.

Scheduling Constraints

Schedule Information	Description
Processing Cycle	Phase 4 (Daily)
Scheduling Considerations	Any processing that updates the stock levels should be completed before running this program.
Pre-Processing	N/A
Post-Processing	N/A
Threading Scheme	The forecasting system requires that the output files generated by this program be grouped by domain number. To accommodate this requirement, SOUTDNLD.PC should be threaded by a domain.

Restart/Recovery

The logical unit of work for this program is set at item/location level. Table based restart/recovery is used. The commit_max_ctr field should be set to prevent excessive rollback space usage, and to reduce the overhead of the file I/O.

Since threads are determined by the value of the domain ID, the RESTART_PROGRAM_STATUS table should contain a row for each domain ID. The thread value of the domain ID should be used as the thread value on this table. The total number of domains/number of threads should be equal to the number of rows on the RESTART_PROGRAM_STATUS table. This value must be entered into the restart_control table num_threads field. Note that anytime a new domain is created, an additional row should be added to the RESTART_PROGRAM_STATUS table with the thread value equal to the domain ID and the restart_control table num_threads field must be incremented to equal the total number of domains.

Locking Strategy

N/A

Security Considerations

N/A

Performance Considerations

N/A

Key Tables Affected

Table	Select	Insert	Update	Delete
ITEM_MASTER	Yes	No	No	No
ITEM_LOC_SOH	Yes	No	No	No
DOMAIN_DEPT	Yes	No	No	No
DOMAIN_CLASS	Yes	No	No	No
DOMAIN_SUBCLASS	Yes	No	No	No

I/O Specification

Output File Layout

The filename is hardcoded to sout%d.dat where %d is substituted with the department id. Each run of the program can produce multiple output files, one for each department.

Field Name	Field Type	Default Value	Description
Date	Char(8)	Period.vdate	The date of the stockout in YYYYMMDD format.
Store	Number(10)		The store at which the sku encountered the stockout – left justified with trailing blanks.
Item	Char(25)		The item that encountered the stockout – left justified with trailing blanks.

Sales Posting Batch

Overview

Oracle Retail Merchandising System (RMS) includes a convenient interface with your point-of-sale system (POS) that allows you to efficiently upload sales transaction data. RMS is able to accomplish these POS uploads because of the efficiency of its batch module that accepts your 'rolled-up' and formatted sales transaction data files into RMS. Once the data enters RMS, other modules take over the posting of that data to sales transaction, sales history, and stock-on-hand tables. This overview describes the upload and validation of sales transaction data from your POS to RMS and the relevant processes.

The POS upload process

Before RMS can accept sales transaction data, you need to ensure that your data is correctly prepared. Then it is uploaded and processed into the TRAN_DATA table.

Preparing transaction data for upload

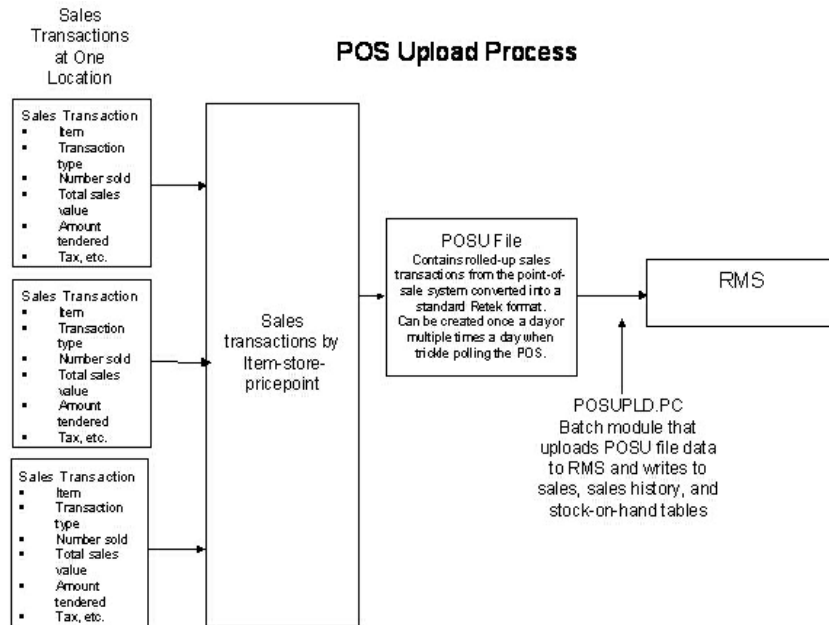
Two tasks need to be accomplished before transaction data is ready for upload to RMS. Initially, you roll up data in your transaction logs (called TLOGs), and then you convert the rolled-up files into a format that RMS can use.

Because you record transactions by the item sold, price, tax on the sale, amount tendered, and so on, you need to roll up these records to the item-day-store-price point level. The result of the rollup is that your transactions are described as the number of each item sold at a particular price at a store on one day.

After you roll up transaction data, the second task is to convert it to a file format that RMS can read, called the POSU file. POSUPLD.PC uploads and processes the POSU file into the TRAN_DATA table.

Upload transaction data

POSUPLD.PC is RMS' batch program that uploads the POSU file into RMS. The module processes sales transaction data to various tables in RMS. The following diagram illustrates the upload process, which can occur once a day or multiple times during the day in a trickle-polling environment.



Sales Transaction Data Uploaded To RMS

Note that the transaction type for a sale (as opposed to a return) can be a sale at a regular price, promotional price, or clearance price. Each sale price is considered a “price point”. The batch program POSUPLD.PC may run several times a day for each location.

Note: For descriptions of stock ledger implementation and accounting method options, see the chapter “Stock Ledger Batch” in this volume of the RMS Operations Guide.

Processing POSU data

POSUPLD.PC accepts the POSU file as its input and processes its data. Processing is dependent upon such variables as Oracle Retail Sales Audit (ReSA) enabled, the stock ledger accounting method used (cost or retail), and value-added tax enabled. POSUPLD.PC performs the following:

- Validates all item sales, unless the file is received from ReSA, where validation has already occurred.
- Converts the selling unit of measure (UOM) to the standard UOM (the stock ledger only holds standard UOM).
- Calculates value-added tax, where the retail accounting method is selected and the value-added tax indicator is enabled.
- Calculates the complete sales total (total retail, quantity, cost, and so on) for each item.
- Calculates promotional markdowns for use in writing transaction records for promotions.
- Processes pack sales by their individual component items.
- Posts transaction data records for sales and returns.
- Writes transactions for employee discounts and item wastage.
- Deals – POSUPLD.PC (Vendor funded promotions).
- Concession consignments.

- Catch-weight items (For more information, see the chapters “Transfers, Allocations, and RTV Batch” in this volume of the Operations Guide and “Item publication” in Volume 2 of the RMS Operations Guide.)
- Item transformation (POSUPLD.PC maps a sellable item to one or more orderable items – orderable items cannot be sold.)
- Item types
- Deposit items (For more information, see the chapter “Item publication” in this volume of the RMS Operations Guide.)
- SUB_TRAN type for Sales Audit
- Calendar

Highlights of some of these processes follow, beginning in the next paragraph.

Validate items

Unless POSUPLD.PC receives the POSU file from ReSA, it validates the sales or return transaction item’s number against the ITEM_LOC table. Because the item can also be referenced by its item identifier, the module checks the reference item type on the ITEM_MASTER table. Valid reference types are stored in the CODE_DETAIL table under the code type of ‘UPCT’ as listed in the table that follows. After determining the reference type, the module locates the corresponding item number itself.

RMS CODE TYPE	CODE	CODE_DESC
UPCT	ITEM	Retail Item Number
UPCT	UPC-A	UPC-A
UPCT	UPC-AS	UPC-A with Supplement
UPCT	UPC-E	UPC-E
UPCT	UPC-ES	UPC-E with Supplement
UPCT	EAN8	EAN8
UPCT	EAN13	EAN13
UPCT	EAN13S	EAN13 with Supplement
UPCT	ISBN	ISBN
UPCT	NDC	NDC/NHRIC - National Drug
UPCT	PLU	PLU
UPCT	VPLU	Variable Weight PLU
UPCT	SSCC	SSCC Shipper Carton
UPCT	UCC14	SCC-14

Validate total amounts

Rolled-up sales transactions for individual items at the store are validated within POSUPLD.PC. Take a closer look at a list of sales transactions and how they are rolled up. Suppose that a store sells an item that is identified as Item Number 1234. During the day, sales for Item 1234 might look like this:

Sales for Item Number 1234 (at one store during one day)

Transaction Number	Number of Items Sold	Amount (in specified currency unit)	Price point (price reason)
167	1	9.99	Regular
395	2	18.00	Promotional
843	1	7.99	Clearance
987	3	27.00	Promotional
1041	1	9.99	Regular
1265	4	31.96	Clearance

Note: The variation of the price per item in different transactions. This results from the price applied at the time of sale—the price point. Now look at the next table that shows the same transactions rolled up by item and price point.

Number of Items Sold	Price Reason (price point)	Total Amount for Item-Price point (in currency)
2	Regular price	19.98
5	Promotional price	45.00
5	Clearance price	39.95

POSUPLD.PC takes the totals and looks for any discounts for transactions in the POSU file. It applies the discounts to an expected total dollar amount using the price listed for that item from the pricing table (PRICE_HIST). It next compares this expected total against the reported total. If the program finds a discrepancy between the two amounts, it is reported. If the two totals match, the rollup is considered valid. If value-added tax (VAT) is included in any sales transaction amounts, it is removed from those transactions prior to the validation process.

Post transaction data records

POSUPLD.PC posts transaction records to the TRAN_DATA table primarily through its write_tran_data function. From the entire list of valid transaction codes (For the full list of transaction codes, see the chapter “General ledger batch” in this volume of the RMS Operations Guide), for the column TRAN_CODE, POSUPLD.PC writes these codes:

Transaction Code	Description
01	Net Sales (retail & cost)
02	Net sales (retail & cost) where - retail is always VAT exclusive, written only if system_options.stkldgr_vat_incl_retl_ind = Y
03	Non-inventory Items Sales/Returns
04	Customer Returns (retail & cost)
05	Non-inventory VAT Exclusive Sales
06	Deal Income (sales)
11	Markup (retail only)
12	Markup cancel (retail only)
13	Permanent Markdown (retail only)
14	Markdown cancel (retail only)
15	Promotional Markdown (retail only), including ‘in-store’ markdown
20	Purchases (retail & cost)
24	Return to Vendor (RTV) from inventory (retail & cost)
60	Employee discount (retail only)

Note that where value-added-tax is enabled (system_options table, stkldgr_vat_incl_retl_ind column shows ‘Y’) and the retail accounting method is also enabled, POSUPLD.PC writes an additional transaction record for code 02.

Note also that any items sold on consignment—where the department’s items are stocked as consignment, rather than normal (see the DEPS table, profit_calc_type column)—are written as a code 20 (Purchases) as well as a 01 (Net Sales) along with all other applicable transactions, like returns. The 20 reflects the fact that the item is purchased at the time it is sold, in other words, a consignment sale.

Sales transactions are written to sales, sales history, and stock-on-hand tables in RMS by POSUPLD.PC.

Additional batch modules in the batch process then begin to post that data to other RMS tables. The module HSTBLD.PC writes item-based transactions to historical sales data tables by subclass, class, and department. HSTBLD.PC runs daily after POSUPLD.PC.

A Note about Oracle Retail Sales Audit and POSUPLD.PC

Oracle Retail offers customers an optional module called Oracle Retail Sales Audit (ReSA). Unlike the standard POS upload process to RMS that is described in this overview, ReSA accepts POS data at the transaction level for the store-day. The standard POS upload process described earlier requires the customer to roll up individual transactions to the item-store-day-price point level. ReSA validates individual sales transactions for a store day, offers a method to build and apply business audit rules, and lets users reconcile transaction errors, all prior to creating an output file rolled up to the department, class, and subclass level for posting to stock ledger tables by POSUPLD.PC.

Wholesale and Franchise

The posupld batch program is impacted if you are using wholesale and franchise functionality. While a retailer likely will not notice a difference in terms of executing the batch, being aware of this interaction may help diagnose a problem if a batch fails to process. For additional information on wholesale and franchise, see the Wholesale/Franchise Batch chapter.

Batch Design Summary

The following batch designs are included in this functional area:

- HSTBLD.PC (History Build)
- HSTBLD_DIFF.PC (Sales History Rollup by Diff IDs)
- HSTBLDMTH.PC (History Build Month)
- HSTBLDMTH_DIFF.PC (Monthly Sales History Rollup by Diff IDs)
- HSTMTHUPD.PC (History Month Update)
- HSTPRG.PC (History Purge)
- HSTPRG_DIFF.PC (Sales History Purge by Diff)
- HSTWKUPD.PC (History Week Update)
- POSUPLD.PC (Point of Sale Upload)

hstbld (Sales History Rollup by Department, Class and Subclass)

Functional Area

Sales Posting

Module Affected

HSTBLD.PC

Design Overview

The sales history rollup routine stores extract sales history information for each item from the ITEM_MASTER, and ITEM_LOC_HIST (item location history) tables. The history information is rolled up to the subclass, class, and dept level to be written to: dept_sales_hist (department/location/week/sales type), class_sales_hist (class/location/week/sales type), and subclass_sales_hist (subclass/location/week/sales type).

The rebuild program can be run in one of two ways:

First, if the program is run with a run-time parameter of 'rebuild', the program stores read data (dept, class, and subclass) off the manually input HIST_REBUILD_MASK table, which stores determine what to rebuild.

Secondly, if the program is run with a run-time parameter of 'weekly', the program stores build sales information for all dept/class/subclass combinations only for the current end of week date.

Scheduling Constraints

Schedule Information	Description
Processing Cycle	Phase 3 (weekly) Phase ad-hoc (weekly)
Scheduling Diagram	Must run after complete weekly sales are updated by POSUPLD.PC. Also should be re-run on demand when a sales rollup request is given for a given dept, class or subclass.
Pre-processing	Prepost hstbld pre if rebuild all.
Post-Processing	Run PREPOST.PC for HSTBLD to truncate the HIST_REBUILD_MASK table.
Threading Scheme	Threaded by location

Restart/Recovery

The logical unit of work for this program is set at the store/dept/class level. Threading is done by store using the v_restart_store view. The commit_max_ctr field on the RESTART_CONTROL table stores determine the number of transactions that equal a logical unit of work.

Locking Strategy

N/A

Security Considerations

N/A

Performance Considerations

N/A

Key Tables Affected

Table	Select	Insert	Update	Delete
DEPT_SALES_HIST	No	Yes	Yes	No
CLASS_SALES_HIST	No	Yes	Yes	No
SUBCLASS_SALES_HIST	Yes	Yes	Yes	No
ITEM_MASTER	Yes	No	No	No
ITEM_LOC_HIST	Yes	No	No	No
PERIOD	Yes	No	No	No
SYSTEM_VARIABLES	Yes	No	No	No
HIST_REBUILD_MASK	Yes	No	No	No

I/O Specification

N/A

hstbld_diff (Sales History Rollup by Diff_IDs)**Functional Area**

Sales Posting.

Module Affected

HSTBLD_DIFF.PC

Design Overview

The sales history rollup routine stores extract sales history information for each item_parent from the ITEM_LOC_HIST table. The history information is rolled up to the item differentiator level to be written to: item_diff_loc_hist and item_parent_loc_hist.

For each item, data to be retrieved includes sales qty and stock. This data must be collected from several tables including ITEM_LOC_HIST, ITEM_LOC, and ITEM_MASTER.

Scheduling Constraints

Schedule Information	Description
Processing Cycle	Phase 3 (weekly) AD-HOC (weekly)
Scheduling Diagram	Must run after complete weekly sales are updated by POSUPLD or after HSTBLD. Also should be re-run on demand when a sales rollup request is given for a given dept, class or subclass (run HSTBLD) or style/color (run this module).
Pre-processing	N/A
Post-Processing	N/A
Threading Scheme	N/A

Restart/Recovery

N/A

Locking Strategy

N/A

Security Considerations

N/A

Performance Considerations

N/A

Key Tables Affected

Table	Select	Insert	Update	Delete
ITEM_PARENT_LOC_HIST	No	Yes	Yes	No
ITEM_DIFF_LOC_HIST	No	Yes	Yes	No
ITEM_LOC	Yes	No	No	No
ITEM_LOC_HIST	Yes	No	No	No
ITEM_MASTER	Yes	No	No	No
SYSTEM_VARIABLES	Yes	No	No	No
PERIOD	Yes	No	No	No

I/O Specification

N/A

hstbldmth (Monthly Sales History Rollup By Department, Class And Subclass)**Functional Area**

Sales posting

Module Affected

HSTBLDMTH.PC

Design Overview

The monthly sales history roll up routine stores extract sales history information for each item from the ITEM_MASTER and ITEM_LOC_HIST_MTH (item location history by month) tables. The history information is rolled up to the subclass, class and dept level to be written to: subclass_sales_hist_mth (subclass/location/month/sales type), class_sales_hist_mth (class/location/month/sales type) and dept_sales_hist_mth (department/location/month/sales type).

This program may be run in parallel with HSTBLD since they both read from HIST_REBUILD_MASK. The table HIST_REBUILD_MASK table must not be truncated before both programs finish running.

Scheduling Constraints

Schedule Information	Description
Processing Cycle	Phase 3 Ad Hoc (Monthly)
Scheduling Considerations	Must run after complete monthly sales are updated by POSUPLD. Also, should be re-run on demand when a sales rollup request is given for a given dept, class and subclass.
Pre-Processing	N/A
Post-Processing	Run PREPOST.PC for HSTBLD to truncate the HIST_REBUILD_MASK table.
Threading Scheme	Threaded by department

Restart/Recovery

The logical unit of work for the hstbldmth module is department, location, sales type and end of month date with a recommended commit counter setting of 1,000. Processed records are committed each time the record counter equals the maximum recommended commit number.

Locking Strategy

N/A

Security Considerations

N/A

Performance Considerations

N/A

Key Tables Affected

Table	Select	Insert	Update	Delete
ITEM_MASTER	Yes	No	No	No
ITEM_LOC_HIST_MTH	Yes	No	No	No
SUBCLASS_SALES_HIST_MTH	Yes	Yes	No	Yes
CLASS_SALES_HIST_MTH	Yes	Yes	No	Yes
DEPT_SALES_HIST_MTH	No	Yes	No	Yes
HIST_REBUILD_MASK	Yes	No	No	No
SYSTEM_VARIABLES	Yes	No	No	No
PERIOD	Yes	No	No	No

I/O Specification

N/A

hstbldmth_diff (Sales History Rollup By Diff Ids Per Month)

Functional Area

Sales Posting.

Module Affected

HSTBLDMTH_DIFF.PC

Design Overview

The sales history rollup routine stores extract sales history information for each ITEM_PARENT from the ITEM_LOC_HIST_MTH table and rolls the data to month level. The history information is rolled up to the item differentiator level to be written to: item_diff_loc_hist_mth and item_parentloc_hist_mth. For each item, data to be retrieved includes sales quantity and stock. This data must be collected from several tables including ITEM_LOC_HIST_MTH, ITEM_LOC, and ITEM_MASTER.

Scheduling Constraints

Schedule Information	Description
Processing Cycle	Phase 3 (monthly) AD-HOC (monthly)
Scheduling Considerations	Must be run only at EOM date, before or after HSTBLD but before HSTBLD_POST.
Pre-Processing	N/A
Post-Processing	N/A
Threading Scheme	N/A

Restart/Recovery

N/A

Locking Strategy

The package HSTBLD_DIFF_PROCESS locks the following tables for update:

ITEM_DIFF_LOC_HIST_MTH

ITEM_PARENTLOC_HIST_MTH

Security Considerations

N/A

Performance Considerations

N/A

Key Tables Affected

Table	Select	Insert	Update	Delete
ITEM_MASTER	Yes	No	No	No
ITEM_LOC	Yes	No	No	No
ITEM_LOC_HIST_MTH	Yes	No	No	No
ITEM_DIFF_LOC_HIST_MTH	No	Yes	Yes	No
ITEM_PARENTLOC_HIST_MTH	No	Yes	Yes	No
SYSTEM_VARIABLES	Yes	No	No	No
PERIOD	Yes	No	No	No

I/O Specification

N/A

hstmthupd (Monthly Stock on Hand, Retail and Average Cost Values Update)**Functional Area**

Sales Posting

Module Affected

HSTMTHUPD.PC

Design Overview

This batch program runs monthly to update the stock on hand, retail values and average cost for each item/location on the ITEM_LOC_HIST_MTH (item location history by month) table. If the item/location does not exist on the ITEM_LOC_HIST_MTH table, then the new record is written to a comma delimited file which is later uploaded to ITEM_LOC_HIST_MTH table using SQL*Loader.

Scheduling Constraints

Schedule Information	Description
Processing Cycle	Phase 3 (monthly)
Scheduling Considerations	The program should be run on the last day of the month.
Pre-Processing	N/A
Post-Processing	Run SQL*Loader using the control file hstmthupdctl to load data from the output file written by HSTMTHUPD.PC for non-existent records on ITEM_LOC_HIST_MTH.
Threading Scheme	Threaded by location (store).

Restart/Recovery

The logical unit of work for this program is the item/location record. Threading is done by store using the v_restart_store_wh view. The commit_max_ctr field on the RESTART_CONTROL table stores determine the number of transactions that equal a logical unit of work. Table-based restart/recovery is used.

Locking Strategy

N/A

Security Considerations

N/A

Performance Considerations

N/A

Key Tables Affected

Table	Select	Insert	Update	Delete
SYSTEM_VARIABLES	Yes	No	No	No
PERIOD	Yes	No	No	No
SYSTEM_OPTIONS	Yes	No	No	No
ITEM_LOC	Yes	No	No	No
ITEM_LOC_SOH	Yes	No	No	No
ITEM_LOC_HIST_MTH	Yes	No	Yes	No

I/O Specification

This program stores create a comma delimited output data file (load_hstpmthupd.dat or user-supplied name) for SQL*Loader to upload the data to the ITEM_LOC_HIST_MTH table. The control script for the SQL * Loader is HSTMTHUPD.CTL. The output filename is not fixed; the output filename is determined by a runtime parameter.

hstprg (Purge Sales History)**Functional Area**

Sales Posting.

Module Affected

HSTPRG.PC

Design Overview

Deletes records from ITEM_LOC_HIST, SUBCLASS_SALES_HIST, CLASS_SALES_HIST, DEPT_SALES_HIST and DAILY_SALES_DISCOUNT tables, where data is older than the specified number of months. Number of months for retention of fashion style history is specified by unit_options.ITEM_HISTORY_MONTHS.

Scheduling Constraints

Schedule Information	Description
Processing Cycle	AD-HOC (monthly)
Scheduling Considerations	N/A
Pre-Processing	N/A
Post-Processing	N/A
Threading Scheme	N/A

Restart/Recovery

N/A

Locking Strategy

N/A

Security Considerations

N/A

Performance Considerations

N/A

Key Tables Affected

Table	Select	Insert	Update	Delete
UNIT_OPTIONS	Yes	No	No	No
PERIOD	Yes	No	No	No
SYSTEM_OPTIONS	Yes	No	No	No
ITEM_LOC_HIST	No	No	No	Yes
SUBCLASS_SALES_HIST	No	No	No	Yes
CLASS_SALES_HIST	No	No	No	Yes
DEPT_SALES_HIST	No	No	No	Yes
DAILY_SALES_DISCOUNT	No	No	No	Yes

I/O Specification

N/A

hstprg_diff (Sales History Purge by Diff)**Functional Area**

Sales posting

Module Affected

HSTPRG_DIFF.PC

Design Overview

The tables, ITEM_DIFF_LOC_HIST and ITEM_PARENT_LOC_HIST are purged of sales history differentiator data, which is older than a specified system set date. This date is stored in the item_history_months column of UNIT_OPTIONS.

Scheduling Constraints

Schedule Information	Description
Processing Cycle	Ad Hoc (weekly)
Scheduling Considerations	Must run after HSTBLD_DIFF.PC. Also can be re-run on demand when requested.
Pre-Processing	N/A
Post-Processing	N/A
Threading Scheme	N/A

Restart/Recovery

N/A

Locking Strategy

N/A

Security Considerations

N/A

Performance Considerations

N/A

Key Tables Affected

Table	Select	Insert	Update	Delete
UNIT_OPTIONS	Yes	No	No	No
PERIOD	Yes	No	No	No
ITEM_DIFF_LOC_HIST	No	No	No	Yes
ITEM_PARENT_LOC_HIST	No	No	No	Yes

I/O Specification

N/A

hstwkupd (Weekly Stock on Hand and Retail Value Update for Fashion Item/Location)**Functional Area**

Sales Posting.

Module Affected

HSTWKUPD.PC

Design Overview

This program runs weekly to update the current stock on hand, retail values and average cost for each item/location on ITEM_LOC_HIST. The program must be run on the last day of the week as scheduled.

Scheduling Constraints

Schedule Information	Description
Processing Cycle	Phase 3 (weekly)
Scheduling Considerations	N/A
Pre-Processing	N/A
Post-Processing	Run SQL*Loader using the control file hstwkupd.ctl to load data from the output file written by HSTWKUPD.PC for non-existent records on ITEM_LOC_HIST.

Schedule Information	Description
Threading Scheme	Thread by location

Restart/Recovery

The logical unit of work for HSTWKUPD is item/location. The program is threaded by location using the v_restart_store_wh view.

Locking Strategy

N/A

Security Considerations

N/A

Performance Considerations

N/A

Key Tables Affected

Table	Select	Insert	Update	Delete
ITEM_LOC	Yes	No	No	No
ITEM_LOC_SOH	Yes	No	No	No
V_RESTART_STORE_WH	Yes	No	No	No
ITEM_LOC_HIST	Yes	No	Yes	No
SYSTEM_VARIABLES	Yes	No	No	No
PERIOD	Yes	No	No	No
SYSTEM_OPTIONS	Yes	No	No	No

I/O Specification

This program stores create a comma delimited output data file (load_hstwkupd.dat or user-supplied name) for SQL*Loader to upload data to ITEM_LOC_HIST table. The control script for the SQL * Loader is HSTWKUPD.CTL. The ouput filename is not fixed; the ouput filename is determined by a runtime parameter.

posupld (Point Of Sales Upload)

Functional Area

Sales Posting

Module Affected

POSUPLD.PC

Design Overview

The purpose of the POSUPLD.PC module is to process sales and return details from an external point of sale system. The sales/return transactions are validated against Oracle Retail item/store relations to ensure the sale is valid, but this validation process can be eliminated if the sales that are being passed in have been screened by sales auditing

(ReSA). The following common functions are performed on each sales/return record read from the input file:

- Read sales/return transaction record
- Lock associated record in RMS
- Validate item sale
- Check whether VAT maintenance is required, and if so determine the VAT amount for the sale
- Write all financial transactions for the sale and any relevant markdowns to the stock ledger.
- Post item/location/week sales to the relevant sales history tables
- Perform last sales processing to maintain accurate sales information in the system

Scheduling Constraints

Schedule Information	Description
Processing Cycle	Phase 2 (Daily)
Scheduling Considerations	This program is run daily in Phase 2 of RMS' batch cycle as point-of-sales data, in the form of the POSU file, becomes available. It can be run multiple times a day in a trickle-polling environment. It should be run after SAEXPRMS.PC when Retail Sales Audit is used.
Pre-Processing	N/A
Post-Processing	Post-processing (prepost posupld post) updates invoice matching tables.
Threading Scheme	N/A

Restart/Recovery

The logical unit of work for POSUPLD is a valid item sales transaction at a given store location. The logical unit of work is defined as a group of these transaction records. Oracle Retail standard file-based restart/recovery logic is used. Records are committed to the database when the maximum commit counter is reached. The recommended commit counter setting is 10000 records (subject to change based on experimentation).

Locking Strategy

Because POSUPLD can be run multiple times a day in a trickle-polling system, a locking mechanism is put in place to allow on-line transactions and POSUPLD to run at the same time. The following tables are locked for update:

- VAT_HISTORY
- DAILY_SALES_DISCOUNT
- ITEM_LOC_SOH
- ITEM_LOC_HIST
- ITEM_LOC_HIST_MTH
- EDI_DAILY_SALES
- INVC_MERCH_VAT
- DEAL_ACTUALS_ITEM_LOC

Security Considerations

N/A

Performance Considerations

N/A

Key Tables Affected

Table	Select	Insert	Update	Delete
VAT_HISTORY	No	Yes	Yes	No
DAILY_SALES_DISCOUNT	No	Yes	Yes	No
LOAD_ERR	No	Yes	No	No
STORE	Yes	No	No	No
CURRENCIES	Yes	No	No	No
CLASS	Yes	No	No	No
ITEM_MASTER	Yes	No	No	No
DEPS	Yes	No	No	No
RPM_PROMO	Yes	No	No	No
RPM_PROMO_COMP	Yes	No	No	No
DEAL_HEAD	Yes	No	No	No
DEAL_COMP_PROM	Yes	No	No	No
DEAL_ACTUALS_FORECAST	Yes	No	No	No
ITEM_LOC	Yes	No	No	No
ITEM_LOC_SOH	Yes	No	Yes	No
VAT_ITEM	Yes	No	No	No
ITEM_SUPP_COUNTRY	Yes	No	No	No
ITEM_SUPPLIER	Yes	No	No	No
SUPS	Yes	No	No	No
TERMS	Yes	No	No	No
PRICE_HIST	Yes	No	No	No
TEMP_TRAN_DATA	No	Yes	No	No
ITEM_LOC_HIST	Yes	Yes	Yes	No
ITEM_LOC_HIST_MTH	Yes	Yes	Yes	No
EDI_DAILY_SALES	Yes	Yes	Yes	No
ORDHEAD	Yes	Yes	No	No
INVC_HEAD	Yes	Yes	No	No
INVC_MERCH_VAT	Yes	Yes	Yes	No
INVC_XREF	No	Yes	No	No
INVC_DETAIL_TEMP2	No	Yes	No	No
INVC_DETAIL	Yes	No	No	No

Table	Select	Insert	Update	Delete
CODE_DETAIL	Yes	No	No	No
UOM_CLASS	Yes	Yes	No	No
ITEM_XFORM_HEAD	Yes	No	No	No
ITEM_XFORM_DETAIL	Yes	No	No	No
ITEM_SUPP_COUNTRY_LOC	Yes	No	No	No
TRAN_DATA	No	Yes	No	No
INVC_DETAIL_TEMP	No	Yes	No	No
INVC_HEAD_TEMP	No	Yes	No	No
CONCESSION_DATA	No	Yes	No	No
DEAL_ACTUALS_ITEM_LOC	Yes	Yes	Yes	No
V_PACKSKU_QTY	Yes	No	No	No
IF_ERRORS	No	Yes	No	No

I/O Specification

Input File Layout

Record Name	Field Name	Field Type	Default Value	Description
File Header	File Type Record Descriptor	Char(5)	FHEAD	Identifies file record type
	File Line Identifier	Number(10)	Specified by external system	ID of current line being processed by input file.
	File Type Definition	Char(4)	POSU	Identifies file as 'POS Upload'
	File Create Date	Char(14)		Date file was written by external system
	Location Number	Number(10)		Store identifier
	Vat include indicator	Char(1)		Determines whether or not the store stores values including vat. Not required but populated by Oracle Retail sales audit
	Vat region	Number(4)		Vat region the given location is in. Not required but populated by Oracle Retail Sales Audit.
	Currency code	Char(3)		Currency of the given location. Not required but populated by Oracle Retail sales audit

Record Name	Field Name	Field Type	Default Value	Description
	Currency retail decimals	Number(1)		Number of decimals supported by given currency for retails. Not required but populated by Oracle Retail sales audit
Transaction Header	File Type Record Descriptor	Char(5)	THEAD	Identifies transaction record type
	File Line Identifier	Number(10)	Specified by external system	ID of current line being processed by input file.
	Transaction Date	Char(14)	Transaction date	Date sale/return transaction was processed at the POS
	Item Type	Char(3)	REF or ITM	Item type ise represented as a REF or ITM
	Item Value	Char(25)		The ID number of an ITM or REF
	Dept	Number(4)		Dept of item sold or returned. Not required but populated by Oracle Retail Sales Audit.
	Class	Number(4)		Class of item sold or returned. Not required but populated by Oracle Retail Sales Audit
	Subclass	Number(4)		Subclass of item sold or returned. Not required but populated by Oracle Retail Sales Audit.
	Pack Indicator	Char(1)		Pack indicator of item sold or returned. Not required but populated by Oracle Retail Sales Audit.
	Item level	Number(1)		Item level of item sold or returned. Not required but populated by Oracle Retail Sales Audit.
	Tran level	Number(1)		Tran level of item sold or returned. Not required but populated by Oracle Retail Sales Audit.
	Wastage Type	Char(6)		Wastage type of item sold or returned. Not required but populated by Oracle Retail Sales Audit.

Record Name	Field Name	Field Type	Default Value	Description
	Wastage Percent	Number(12)		Wastage Percent*10000 (4 implied decimal places.), wastage percent of item sold or returned. Not required but populated by Oracle Retail Sales Audit.
	Transaction Type	Char(1)	'S' - sales 'R' - return	Transaction type code to specify whether transaction is a sale or a return.
	Drop Shipment Indicator	Char(1)	'Y' 'N'	Indicates whether the transaction is a drop shipment or not. If it is a drop shipment, indicator is 'Y'. This field is not required, but is defaulted to 'N' if blank.
	Total Sales Quantity	Number(12)		Total sales quantity * 10000 (4 implied decimal places), number of units sold at a particular location.
	Selling UOM	Char(4)		UOM at which this item was sold.
	Sales Sign	Char(1)	'P' - positive 'N' - negative	Determines if the Total Sales Quantity and Total Sales Value are positive or negative.
	Total Sales Value	Number(20)		Total Sales Value * 10000 (4 implied decimal places), sales value, net sales value of goods sold.
	Last Modified Date	Char(14)		For VBO future use.
	Catchweight Indicator	Char(1)	NULL	Indicates if the item is a catch weight item. Valid values are 'Y' or NULL.
	Actual Weight Quantity	Number(12)	NULL	Actual Weight Quantity*10000 (4 implied decimal places), the actual weight of the item, only populated if catchweight_ind = 'Y'.
	Sub Trantype Indicator	Char(1)	NULL	Tran type for ReSA Valid values are 'A', 'D', NULL.
Transaction Detail	File Type Record Descriptor	Char(5)	TDETL	Identifies transaction record type.
	File Line Identifier	Number(10)	Specified by external system	ID of current line being processed by input file.

Record Name	Field Name	Field Type	Default Value	Description
	Promotional Tran Type	Char(6)		Code for promotional type from code_detail, code_type = 'PRMT'
	Promotion Number	Number(10)		Promotion number from the RMS.
	Sales Quantity	Number(12)		Sales quantity*10000 (4 implied decimal places.), number of units sold in this prom type.
	Sales Value	Number(20)		Sales value*10000 (4 implied decimal places.), value of units sold in this prom type.
	Discount Value	Number(20)		Discount quantity*10000 (4 implied decimal places.), value of discount given in this prom type.
	Promotion Component	Number(10)		Links the promotion to additional pricing attributes
Transaction Trailer	File Type Record Descriptor	Char(5)	TTAIL	Identifies file record type
	File Line Identifier	Number(10)	Specified by external system	ID of current line being processed by input file.
	Transaction Count	Number(6)	Specified by external system	Number of TDETL records in this transaction set
File Trailer	File Type Record Descriptor	Char(5)	FTAIL	Identifies file record type
	File Line Identifier	Number(10)	Specified by external system	ID of current line being processed by input file.
	File Record Counter	Number(10)		Number of records/transactions processed in current file (only records between fhead & ftail)

Output Files

Invalid Item/Store File:

The Invalid Item/Store File is only written when a transaction holds an item that does not exist at the processed location. In the event this happens, the relationship is created during the program execution and processing continues with the item and store number being written to this file for reporting.

VAT File:

The VAT file is only written if a particular item cannot retrieve a VAT rate when one is expected (for example, the system_options.vat_ind is on). In this event, a non-fatal error occurs against the transaction and a record is written to this file and the reject file.

Reject File:

The reject file should be able to be re-processed directly. The file format is, therefore, identical to the input file layout. A reject line counter is kept in the program and is required to ensure that the file line count in the trailer record matches the number of rejected records. A reject file is created in all cases. If no errors occur, the reject file consists only of a file header and trailer record.

Lock Reject File:

Lock reject file is written when TDETL record's validation has failed and item in that record is under a lock.

Scheduled Item Maintenance Batch

Overview

Scheduled item maintenance functionality allows you to assign items to item lists and to associate item lists with location lists, for both store and warehouse locations. In addition, there is a security feature that limits editing a list to the user who has created it.

Security Feature for Item Lists

RMS has a security feature that limits the editing of a list to the user who created it. The item list table SKULIST_HEAD and the location list table LOC_LIST_HEAD both contain a user_security_ind column. If the value in this column for a row is Y (Yes), this means that security is enabled. In this case, an Oracle package compares the CREATE_ID to the logged on user. If there is a match, that person can modify the record. Otherwise, the user cannot modify the record. If the value in this column for a row is N (No), this means that security is not enabled, and the logged on user can modify the record.

Batch Design Summary

The following batch design is included in this functional area:

- SITMAIN.PC (Scheduled Item Maintenance Main)

sitmain (Scheduled Item Maintenance Main)

Functional Area

Item Maintenance

Module Affected

SITMAIN.PC

Design Overview

This module performs item/location-related updates. The processing is two-fold.

The first process involves tracking additions to item lists or locations lists. The program retrieves the latest status of an item/location if there is a pre-existing link that involves additions to an item or location list. If the given item/location relationship already exists, then the status and status_update_date field on the ITEM_LOC table is updated accordingly. A new item/loc relationship is created if the relationship does not yet exist. All records in the SIT_EXPLODE table with an update_ind of 'Y' is updated to 'N' after all update/inserts into ITEM_LOC are completed.

Scheduled item maintenance is performed in the second process. Updates are done to the status on the ITEM_LOC table as specified in the SIT_DETAIL table for the given item list or location list. If the item/location relationship does not exist at the time of update, it is created. Records are deleted from the SIT_DETAIL table after processing.

Scheduling Constraints

Schedule Information	Description
Processing Cycle	AD HOC (daily)
Scheduling Considerations	This module should run after LCLRBLD.PC.
Pre-Processing	N/A
Post-Processing	N/A
Threading Scheme	N/A

Restart/Recovery

This program has inherent restart ability because records are deleted from SIT_DETAIL as they are processed. The logical unit of work is an item/location combination.

Locking Strategy

N/A

Security Considerations

N/A

Performance Considerations

N/A

Key Tables Affected

Table	Select	Insert	Update	Delete
SIT_EXPLODE	Yes	No	Yes	No
SIT_DETAIL	Yes	No	No	Yes
ITEM_LOC	Yes	Yes	Yes	No
MC_REJECTIONS	No	Yes	No	No
ITEM_MASTER	Yes	No	No	No
POS_MODS	No	Yes	No	No
PRICE_HIST	No	Yes	No	No
ITEM_LOC_SOH	No	Yes	No	No

I/O Specification

N/A

Stock Count Batch

Overview

A stock count is a comparison of an inventory snapshot at a point in time to an actual inventory count received from a location. From a stocktake request form, the RMS user can tell RMS to perform a stock count for unit counts of an item list, or a stock count of units for items at one location along with their monetary values. A location in a single channel environment is any stockholding location, meaning any store or warehouse. A location in a multi-channel environment is any stockholding store or non-stockholding warehouse, meaning a physical warehouse. Any differences between the snapshot and the actual physical count processed to RMS from the location are viewable in a variance report. Stock-on-hand adjustments can then be made in order to match the booked stock on hand to actual physical counts. Finally, if the user chooses a unit and monetary value stock count, the resulting data can be used to update the stock ledger. This overview focuses on those batch programs that set up and process stock count data, stock on hand adjustments, and stock ledger updates.

Stock Count Types: Units Versus Units and Monetary Values

A stock count can include a count of item units only or a count of item units along with their monetary value. Here are the differences between the two.

Stock Count – Unit Only

An item list is selected when requesting a unit-only stock count so that items can be grouped together as required. As a result of this type of stock count the:

- Stock on hand is adjusted to reflect the physical count
- Stock Ledger is not adjusted
- Shrinkage monetary values and percent are not calculated

Stock Count – Unit and Monetary Value

The department, class, or subclass is used when requesting a stock count of units and monetary value because the results of the count are moved into the stock ledger, which is maintained at the subclass level. As a result of this type of stock count the:

- Stock-on-hand is adjusted to reflect the physical count units
- Stock ledger is adjusted by physical count dollars
- Shrinkage monetary value and percent is calculated at the subclass-location level

Stock Count Process

The steps in the stock count process follow the path described in this section. Detailed descriptions of each batch module are in the following section.

1. User requests a stock count from the STKRQST form.
2. Batch module STKXPLD.PC sets up RMS tables in anticipation of the snapshot of the units and monetary value type of stock count.
3. Batch module STKUPD.PC takes the snapshot of the stock on hand, retail, and cost (both unit cost and average cost) information for stock counts scheduled for the next day.
4. Batch module STKUPLD.PC processes count data for the selected location that are contained in the INV_BAL file previously translated by the LIFSTKUP.PC module. If the location is a physical warehouse in a multi-channel environment, STKUPLD.PC calls the distribution module to apportion the data to the virtual warehouses associated with that physical warehouse.
5. After STKUPLD.PC runs, the counts for a physical location can be adjusted online from the STKVWEDT form. For multi-channel the quantities among virtual warehouses in a physical warehouse can be adjusted from the STKVWHDIST form.
6. The results of the actual count can be compared online to the previously taken snapshot of book stock. Variances between the book stock and the physical count can be reconciled through the STKVARNC form.

Note: At this point in the process, STAKE_SKU_LOC contains both snapshot and actual adjusted count data. The user can now review any variances between snapshot and actual count for item-location combinations. Online variance review is done online through the STKVARNC form where a stock-on-hand adjustment can be requested.

7. The batch module STKVAR.PC then updates stock on hand and the total cost or retail values for subclasses for the stock ledger.

Note: If the stock count has included monetary values in addition to item-location counts, the last steps are to correct the book stock value on the stock ledger and to calculate shrinkage rates.

8. The final step in the processing of unit and monetary value counts is handled by the STKDLY.PC module that updates the stock ledger and calculates inventory shrinkage.
9. One last batch module, STKPRG.PC, purges dated stock count tables.

Stock Count Request

Stock counts result from a user request or by the creation of a stock count schedule. This overview focuses on the user request method. The request begins whenever a user opens the STKRQST form in RMS. This form asks the user to:

- Select a stock count of units only, or units and monetary value.
 - If a unit-only count is desired, the user enters an item list.
 - If a unit and monetary value count is desired, the user must select a department, class, or subclass. This allows RMS to update the stock ledger, which is maintained at the subclass level.
 - Select a date on which the snapshot is to occur.
 - Select locations for the stock count.

Wholesale and Franchise

The stkdly, stkschedxpld, and stkupld batch programs are impacted if you are using wholesale and franchise functionality. While a retailer likely will not notice a difference in terms of executing the batch, being aware of this interaction may help diagnose a problem if a batch fails to process. For additional information on wholesale and franchise, see the Wholesale/Franchise Batch chapter.

Batch Design Summary

The following batch designs are included in this functional area:

- LIFSTKUP (Stock Upload Conversion)
- STKDLY.PC (Stock Count Shrinkage Update)
- STKPRG.PC (Purge Stock Count)
- STKSCHEDXPLD.PC (Scheduled Stock Count Explode)
- STKUPD.PC (Stock Count Snapshot)
- STKUPLD.PC (Upload Stock Count)
- STKVAR.PC (Stock Count on Hand Updates)
- STKXPLD.PC (Stock Count Explode)

lifestkup (Stock Upload Conversion)

Functional Area

Stock count

Module Affected

LIFSTKUP.PC

Design Overview

This program converts a distribution management inventory balance upload file into the Oracle Retail standard flat file for STKUPLD.PC to process.

This program verifies that the inventory data is for the requested cycle count and warehouse before proceeding. Other data needed for the RMS flat file will be obtained from RMS tables and inserted in the RMS flat file.

Scheduling Constraints

Schedule Information	Description
Processing Cycle	PHASE 1 (daily)
Scheduling Considerations	This program should run before STKUPLD.PC and after the warehouse management's inv_bal_upload.sh program.
Pre-Processing	N/A
Post-Processing	N/A
Threading Scheme	N/A – File-based processing

Restart/Recovery

Oracle Retail standard file-based restart/recovery is used. The commit_max_ctr field should be set to prevent excessive rollback space usage, and to reduce the overhead of file I/O. The recommended commit counter setting is 1000 records (subject to change based on implementation).

Locking Strategy

N/A

Security Considerations

N/A

Performance Considerations

N/A

Key Tables Affected

Table	Select	Insert	Update	Delete
WH	Yes	No	No	No
ITEM_MASTER	Yes	No	No	No
STAKE_HEAD	Yes	No	No	No
STAKE_LOCATION	Yes	No	No	No

I/O Specification**Input format**

DC_DEST_ID	11 - Number(10) + 1 for trailing space.	Unique identifier for the DC
TRANSACTION_DATE	15 - Date(14) + 1 for trailing space.	Date of the run
ITEM_ID	26 - Varchar2(25) + 1 for trailing space.	Uniquely identifies the item.
AVAILABLE_QTY	15 - Number(12) + 1 for leading sign and + 1 for decimal and + 1 for trailing space.	Units available for distribution
DISTRIBUTED_QTY	14 Number(12) + 1 for decimal and + 1 for trailing space.	Units distributed include: Units distributed but not yet picked, units picked but not yet manifested, units manifested but not yet shipped.
RECEIVED_QTY	15 Number(12) + 1 for leading sign and + 1 for decimal and + 1 for trailing space.	Units received but not put away.
TOTAL_QTY	14 Number(12,4) + 1 for decimal and + 1 for trailing space.	Sum of all units that physically exist: container status of: I, D, M, R, T, X.
AVAILABLE_WEIGHT	15 - Number(12,4) + 1 for leading sign + 1 for decimal + 1 for trailing space.	Weight available for distribution of catch weight items.
RECEIVED_WEIGHT	14 - Number(12,4) + 1 for decimal + 1 for trailing space.	Weight received but not put away for catch weight items.
DISTRIBUTED_WEIGHT	14 - Number(12,4) + 1 for decimal + 1 for trailing space.	Weight distributed includes: weight distributed but not yet picked, weight picked but not yet manifested, weight manifested but not yet shipped (value only catch weight items)
TOTAL_WEIGHT	13 - Number(12,4) + 1 for decimal.	Sum of all weight that physically exist: container status of: I, D, M, R, T, X. For catch weight items.

Output File Layout

Record Name	Field Name	Field Type	Default Value	Description
FHEAD	file type record descriptor	Char(5)	FHEAD	hardcode 'FHEAD'
	file line identifier	Number(10)	0000000001	Id of current line being processed., hardcode '000000001'
	file type	Char(4)	'STKU'	hardcode 'STKU'
	stocktake_date	Date(14) YYYYMMDD HH24MISS		stake_head.stocktake_date
	file create date	Date(14) YYYYMMDD HH24MISS		date written by convert program
	cycle count	Number(8)		stake_head.cycle_count
	Location type	Char(1)	'W'	Hardcode 'W'
	location	Number(10)		stake_location.wh
	FDETL	file type record descriptor	Char(5)	FDETL
file line identifier		Number(10)		Id of current line being processed, internally incremented
Item type		Char(3)	'TTM'	Hardcode 'TTM'
item value		Char(25)		item id
inventory quantity		Number(12)		total units or total weight
location description		Char(150)		NULL
FTAIL	file type record descriptor	Char(5)	FTAIL	hardcode 'FTAIL'
	file line identifier	Number(10)		Id of current line being processed, internally incremented
	file record count	Number(10)		Number of detail records.

stkdy (Stock Count Shrinkage Update)

Functional Area

Stock Ledger

Module Affected

STKDLY.PC

Design Overview

This program processes the 'Unit & Dollar' type of stock count that the user has submitted for processing for the stock ledger. The main functions are to calculate actual shrinkage amount that is used to correct the book stock value on the stock ledger and to calculate a shrinkage rate. A system option indicator (CLOSE_MTH_WITH_OPN_CNT_IND) is used to determine whether or not the current fiscal month is allowed to be closed while containing an open Unit and Dollar stock count.

If the indicator is No (i.e., fiscal month may not be closed with existing open Unit and Dollar stock counts), the program raises a fatal error if open stock counts are found within the current fiscal month. If no open stock counts are found within the current fiscal month, the program calculates the book stock value for the current months scheduled stock counts. It then compares the book stock value to the actual stock value as reported on the stock count. These values and their difference are used to update month data records. Values such as shrinkage, book stock, and actual stock are modified as a consequence. Week data are similarly updated; since it is always the current month being processed, current half-year data records for inter-stock-take and sales can be updated with these values as well.

For more information, see the chapter "Stock Ledger Batch" in this volume of the RMS Operations Guide.

Scheduling Constraints

Schedule Information	Description
Processing Cycle	PHASE 3 (daily)
Scheduling Considerations	Run before SALWEEK.PC and SALMTH.PC
Pre-Processing	N/A
Post-Processing	N/A
Threading Scheme	Threaded by department

Restart/Recovery

This batch program is multithreaded using the v_restart_dept view. The logical unit of work for this program is dept/class/location.

Locking Strategy

N/A

Security Considerations

N/A

Performance Considerations

N/A

Key Tables Affected

Table	Select	Insert	Update	Delete
PERIOD	Yes	No	No	No
SYSTEM_OPTIONS	Yes	No	No	No
SYSTEM_VARIABLES	Yes	No	No	No
STAKE_PROD_LOC	Yes	No	Yes	No
STAKE_HEAD	Yes	No	No	No
DEPS	Yes	No	No	No
HALF_DATA_BUDGET	Yes	No	No	No
DAILY_DATA	Yes	No	No	No
WEEK_DATA	No	No	Yes	No
MONTH_DATA	Yes	No	Yes	No
HALF_DATA	No	No	Yes	No
DAILY_DATA_TEMP	No	Yes	No	No

I/O Specification

N/A

stkprg (Purge Stock Count)**Functional Area**

Stock Count

Module Affected

STKPRG.PC

Design Overview

This batch program deletes records from the stock count tables with a STAKE_HEAD.STOCKTAKE_DATE that is less than the SYSTEM_VARIABLES.LAST_EOM_START_MONTH. The program deletes outdated records from STAKE_HEAD and their corresponding child records on the STAKE_SKU_LOC and STAKE_PROD_LOC tables.

Scheduling Constraints

Schedule Information	Description
Processing Cycle	AD HOC
Scheduling Considerations	N/A
Pre-Processing	N/A
Post-Processing	Prepost stkprg post

Schedule Information	Description
Threading Scheme	Threaded by location (store_wh)

Restart/Recovery

To meet the performance need, this program is multi-threaded based on location and the logic of restart and recovery is based on cycle count and location. The deletion of STAKE_HEAD and STAKE_PRODUCT is performed in prepost.pc as a post action. This is mainly done because stkprg.pc is multi-threaded and each thread may have only deleted part of cycle count detail records; hence the records from STAKE_HEAD and STAKE_PRODUCT can only be deleted in the post program when all the details have been deleted.

Locking Strategy

N/A

Security Considerations

N/A

Performance Considerations

N/A

Key Tables Affected

Table	Select	Insert	Update	Delete
SYSTEM_VARIABLES	Yes	No	No	No
STAKE_LOCATION	Yes	No	No	Yes
STAKE_QTY	No	No	No	Yes
STAKE_CONT	No	No	No	Yes
STAKE_SKU_LOC	No	No	No	Yes
STAKE_PROD_LOC	No	No	No	Yes
STAKE_PRODUCT	No	No	No	Yes
STAKE_HEAD	Yes	No	No	Yes

I/O Specification

N/A

stkschedxpld (Scheduled Stock Count Explode)

Functional Area

Stock Count

Module Affected

STKSCHEDXPLD.PC

Design Overview

This batch program (STKSCHEDXPLD.PC) is used to create the scheduled stock counts for the location. It finds all the stock count schedules, which are set for the location using the SYSTEM_OPTIONS.STAKE_REVIEW_DAYS. The schedule can be set to fire on daily basis or else the user can specify the days (Sunday, Monday, and so on) on which the stock count can be created. In essence, the users specify the cycles such as “every third Monday” and “every second Tuesday and Thursday.”

If the count is a Unit Only Count, then the item list is specified in the detail record. In this case, the item list is exploded out to the SKU, and every SKU is added to the count/item/location tables. The SKU which belongs to the item list in a department/class/subclass is added to the count/item/location tables.

If the count is a unit and amount count, then the department/class/subclass is fully exploded out to the subclass level. All the department/class/subclass combinations are added to the count/location/subclass tables.

If the location is a location list, then the list is exploded out to the locations before the detail record is processed.

If the location is a warehouse, then the already existing warehouse is not added to current count and also the processing is moved to the next location.

If the location is a store and any simple pack exists for an item list on the count, then the simple pack and the item list is added for the count. If the simple pack is on the count, then its component SKU is also added along with any other simple packs containing the SKU which is not already in the count.

Scheduling Constraints

Schedule Information	Description
Processing Cycle	PHASE 0 - Daily
Scheduling Considerations	Run before STKXPLD.PC.
Pre-Processing	N/A
Post-Processing	N/A
Threading Scheme	Multi-threaded by location (store and warehouse).

Restart/Recovery

The logical unit of work for this module is schedule, location. The changes are posted when the commit_max_ctr value is reached.

Locking Strategy

N/A

Security Considerations

N/A

Performance Considerations

N/A

Key Tables Affected

Table	Select	Insert	Update	Delete
STAKE_SCHEDULE	Yes	No	Yes	No
V_RESTART_STORE_WH	Yes	No	No	No
PERIOD	Yes	No	No	No
CODE_DETAIL	Yes	No	No	No
STAKE_HEAD	No	Yes	No	No
STAKE_LOCATION	No	Yes	No	No
STAKE_PRODUCT	No	Yes	No	No
STAKE_PROD_LOC	No	Yes	No	No
STAKE_SKU_LOC	Yes	Yes	No	No
ITEM_MASTER	Yes	No	No	No
DEPS	Yes	No	No	No
SUBCLASS	Yes	No	No	No
PACKITEM	Yes	No	No	No
ITEM_LOC	Yes	No	No	No
SKULIST_DETAIL	Yes	No	No	No
LOC_LIST_DETAIL	Yes	No	No	No
LOCATION_CLOSED	Yes	No	No	No
COMPANY_CLOSED	Yes	No	No	No

Shared Modules

N/A

I/O Specification

N/A

stkupd (Stock Count Snapshot Update)**Functional Area**

Stock Count

Module Affected

STKUPD.PC

Design Overview

This batch program retrieves the stock-on-hand for each item/location record on a scheduled stock count and uses it to update the snapshot on-hand quantity on the corresponding STAKE_SKU_LOC record.

Scheduling Constraints

Schedule Information	Description
Processing Cycle	Phase 3(daily)
Scheduling Considerations	stkupld.pc should run prior to this program.
Pre-Processing	prepost stkupd pre
Post-Processing	prepost stkupd post
Threading Scheme	Threaded by location

Restart/Recovery

This program is multithread using the v_restart_all_locations view. The logical unit of work is an item/location.

Locking Strategy

N/A

Security Considerations

N/A

Performance Considerations

N/A

Key Tables Affected

Table	Select	Insert	Update	Delete
SYSTEM_OPTIONS	Yes	No	No	No
PERIOD	Yes	No	No	No
STAKE_SKU_LOC	Yes	No	Yes	No
STAKE_HEAD	Yes	No	No	No
ITEM_LOC_SOH	Yes	No	No	No

I/O Specification

N/A

stkupld (Upload Stock Count)

Functional Area

Inventory Management – Stock count

Module Affected

STKUPLD.PC

Design Overview

This module uploads actual count data from the selected store or physical warehouse to STAKE_SKU_LOC. The module is designed to upload a flat file layout that contains stock count data prepared by the retailer. For a physical warehouse in a multi-channel environment, STKUPLD.PC calls RMS' distribution library to apportion quantities to the virtual warehouses in RMS.

Scheduling Constraints

Schedule Information	Description
Processing Cycle	Phase 1 (Daily)
Scheduling Considerations	Run after LIKSTKUP.PC. The uploaded file sent by the warehouse management system is first translated by LIFSTKUP.PC before STKUPLD.PC inputs the file for processing.
Pre-Processing	N/A
Post-Processing	N/A
Threading Scheme	N/A

Restart/Recovery

The logical unit of work for the stock take upload module will be a count of discrete inventory transactions. Each record will be uniquely identified by a location and item. The logical unit of work will be defined as a number of these transaction records, determined by the commit_max_ctr field on the RESTART_CONTROL table.

The file records will be grouped in numbers equal to the commit_max_ctr. After all records in a given read are processed (or rejected), the restart commit logic and restart file writing logic will be called, after which the following group of file records will be read and processed. The commit logic will save the current file pointer position in the input file and any application image information (for example, record and reject counters) and commit all database transactions. The file writing logic will append the temporary holding files to the final output files.

The commit_max_ctr field should be set to prevent excessive rollback space usage and to reduce the overhead of file I/O. The recommended commit counter setting is 10,000 records (subject to change based on experimentation).

Error handling will recognize three levels of record processing: process success, non-fatal errors, and fatal errors. Item level validation will occur on all fields before table processes are initiated. If all field-level validations return successfully, inserts and updates will be allowed. If a non-fatal error is produced, the remaining fields will be validated but the record will be rejected and written to the reject file. If a fatal error is returned, file processing will end immediately. A restart will be initiated from the file pointer position saved in the restart_bookmark string at the time of the last commit point that was reached during file processing.

Locking Strategy

N/A

Security Considerations

N/A

Performance Considerations

N/A

Key Tables Affected

Table	Select	Insert	Update	Delete
STK_FILE_STG	Yes	Yes	No	No
STAKE_SKU_LOC	Yes	Yes	Yes	No
STK_SSL_TEMP	Yes	Yes	No	No
STAKE_QTY	Yes	Yes	Yes	No
WH	Yes	No	No	No
ITEM_LOC_SOH	Yes	No	No	No
ITEM_LOC	Yes	No	No	No
STK_SSL_TEMP	Yes	Yes	No	No
STK_XFORM_TEMP	Yes	Yes	No	No
STAKE_PROD_LOC	Yes	No	No	No
STAKE_PRODUCT	Yes	No	No	No
ITEM_MASTER	Yes	No	No	No
STAKE_PROD_LOC	Yes	No	No	No
ITEM_XFORM_DETAIL	Yes	No	No	No
ITEM_XFORM_HEAD	Yes	No	No	No
STK_XFORM_ORD_TEMP	Yes	Yes	No	No
STAKE_LOCATION	Yes	Yes	No	No
PARTNER	Yes	No	No	No
STAKE_HEAD	Yes	No	No	No

I/O Specification**Input File Layout**

Record Name	Field Name	Field Type	Default Value	Description
File Header	File head descriptor	Char(5)	FHEAD	Describes file line type
	file line identifier	Number(10)	000000001	Id of current line being processed
	File Type	Char(4)	STKU	Identifies the file type
	File create date	Char(14)		VDATE in YYYYMMDDHH24MISS format

Record Name	Field Name	Field Type	Default Value	Description
	Stock take date	Char(14)		Date on which stock count will take place in YYYYMMDDHHMISS format
	Cycle count	Number (8)		Unique number to identify the stock count
	Location Type	Char(1)		Location type Accepted Value 'S','W','E'
	Location	Number(10)		The location where stock count will occur
Transaction Record	File record descriptor	Char(5)	FDETL	Describes file line type
	Line Number	Number(10)		Sequential file line number
	Item type	Char(3)		Item type. Either 'ITM' for transaction level items or 'REF' for items below transaction level.
	Item value	Char(25)		Unique identifier for item
	Inventory quantity	Number(12)		Total quantity count*10000 (4 implied decimal places) for store or warehouse
	Location description	Char(150)		Description of inventory location
FTAIL	File record descriptor	Char(5)	FTAIL	Marks end of file
	File line identifier	Number(10)		Id of current line being processed, internally incremented
	File record count	Number(10)	.	Number of detail records

stkvar (Stock Count Stock on Hand Updates)

Functional Area

Stock Count

Module Affected

STKVAR.PC

Design Overview

This batch module updates the stock on hand in STAKE_PROD_LOC, along with ITEM_LOC_SOH table. It also computes the total cost and total retail .It checks the system VAT indicator, the indicator for stock ledger VAT, the class level VAT indicator, and the indicator for retail inclusion of VAT indicator for the class to determine if VAT needs to be added on, stripped off, or neither before updating the STAKE_PROD_LOC table.

Scheduling Constraints

Schedule Information	Description
Processing Cycle	Phase 1(Daily)
Scheduling Considerations	N/A
Pre-Processing	N/A
Post-Processing	N/A
Threading Scheme	Threaded by location

Restart/Recovery

The logical unit of work for this program is item, loc_type and location. This program is multithread using the v_restart_all_locations view. After the commit_max_ctr number of rows is processed, intermittent commits are done to the database and the item/location information is written to restart tables for restart/recovery.

Locking Strategy

N/A

Security Considerations

N/A

Performance Considerations

N/A

Key Tables Affected

Table	Select	Insert	Update	Delete
SYSTEM_OPTIONS	Yes	No	No	No
PERIOD	Yes	No	No	No
ITEM_XFORM_HEAD	Yes	No	No	No
ITEM_XFORM_DETAIL	Yes	No	No	No
STAKE_SKU_LOC	Yes	No	Yes	No
STAKE_CONT	Yes	No	No	Yes
STAKE_HEAD	Yes	No	No	No
STAKE_CONT_TEMP	Yes	Yes	No	Yes
STAKE_PROD_LOC	Yes	No	Yes	No

Table	Select	Insert	Update	Delete
WH	Yes	No	No	No
CLASS	Yes	No	No	No
ITEM_MASTER	Yes	No	No	No
ITEM_LOC_SOH	Yes	No	Yes	No
ITEM_SUPP_COUNTRY	Yes	No	No	No
EDI_DAILY_SALES	No	No	Yes	No
TRAN_DATA	No	Yes	No	No
NWP	No	Yes	Yes	No
NWP_FREEZE_DATE	Yes	No	No	No
STAKE_QTY	Yes	No	No	No
STAKE_LOCATION	Yes	No	No	No
STAKE_PRODUCT	Yes	No	No	No

I/O Specification

N/A

stkxpld (Stock Count Explode)**Functional Area**

Stock Count

Module Affected

STKXPLD.PC

Design Overview

This batch program, in anticipation of the stock count, populates the stocktake tables with department-class-subclass relationship for all items to be counted for the chosen location.

Scheduling Constraints

Schedule Information	Description
Processing Cycle	Phase 3 (Daily)
Scheduling Considerations	This batch should run prior to the prepost pre job for stkupd.pc.
Pre-Processing	N/A
Post-Processing	N/A
Threading Scheme	Threaded by location

Restart/Recovery

This batch program is multithreaded using the v_restart_all_locations view. The logical unit of work for this program is a cycle count/location.

Locking Strategy

N/A

Security Considerations

N/A

Performance Considerations

N/A

Key Tables Affected

Table	Select	Insert	Update	Delete
PERIOD	Yes	No	No	No
SYSTEM_OPTIONS	Yes	No	No	No
STAKE_LOCATION	Yes	No	No	No
STAKE_HEAD	Yes	No	No	No
STAKE_SKU_LOC	Yes	Yes	No	No
STAKE_PROD_LOC	Yes	Yes	No	No
STAKE_PRODUCT	Yes	No	No	No
ITEM_MASTER	Yes	No	No	No
ITEM_LOC	Yes	No	No	No
ITEM_LOC_SOH	Yes	No	No	No
SUBCLASS	Yes	No	No	No

I/O Specification

N/A

Stock Ledger Batch

Overview

The stock ledger holds financial data that allows you to monitor your company's performance. It incorporates financial transactions related to merchandising activities, including sales, purchases, transfers, and markdowns; and is calculated weekly or monthly. The stock ledger accounts for inventory in buckets (how much inventory was returned, how much damaged, and so on). This overview describes how the stock ledger is set up, the accounting methods that impact stock ledger calculations, the primary stock ledger tables, and the batch programs and PL/SQL packages that process data held on the tables.

Note: For additional information about stock ledger transaction posting, see the chapter "Sales Posting Batch" in this volume of the RMS Operations Guide.

Stock Ledger Set Up and Accounting Methods

The operation of the stock ledger is dependent upon a number of options that you choose for your implementation of RMS. To understand how your company uses the stock ledger, you can examine the settings that are described here.

The stock ledger is implemented at the subclass level and supports both the retail and cost methods of accounting. The method of accounting may vary by department and is set on the department (DEPS) table in the profit_calc_type column. The '1' setting indicates that profit is calculated by direct cost. The '2' setting indicates that profit is calculated by retail inventory.

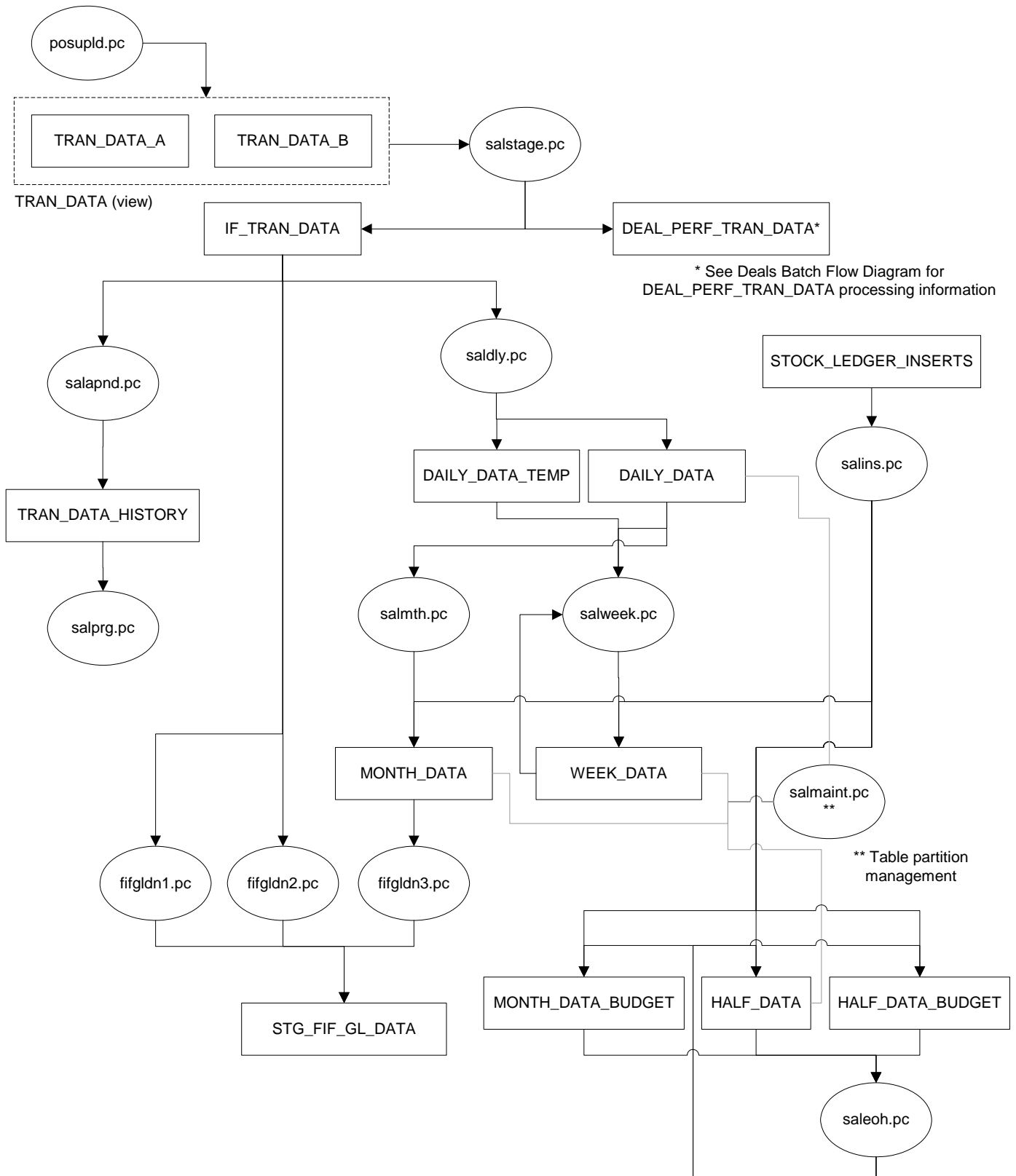
If you select the cost method of accounting, two options are available: average cost or standard cost. The chosen option is represented on the SYSTEM_OPTIONS table in the std_av_ind column, where the standard cost option is indicated by the 'S' setting, and the average cost option is indicated by the 'A' setting. The selected option then applies to all departments that use the cost method stock ledger option.

If you select the retail method of accounting, you can choose to implement the retail components of all transactions either to include value-added tax (VAT) or to exclude VAT. You accomplish through a system-level option vat_ind on the SYSTEM_OPTIONS table.

Note: If the value-added tax (VAT) system option is enabled in RMS, rolled-up stock ledger data values for the retail accounting method include value-added tax.

For sales history purposes, history is maintained based on the calendar that you choose. If your company uses the 4-5-4 calendar, sales history is tracked weekly. If you use the Gregorian (or 'normal') calendar, sales history is tracked monthly. The calendar setting is held on the SYSTEM_OPTIONS table in the calendar_454_ind column.

Note: The following diagram does not include the impact of deals. For more information, see the chapter “Deals Maintenance Batch” in this volume of the RMS Operations Guide.



Stock Ledger Data Flow and Batch Modules

Stock Counts and Budget Shrinkage

If a stock count has occurred during a week or month, the stock count batch module STKDLY.PC stores update WEEK_DATA and MONTH_DATA with the actual shrinkage calculated from stock count results. This actual shrinkage is used to adjust the inventory when SALWEEK.PC and SALMTH.PC run. In order to calculate shrinkage, the budget shrinkage indicator bud_shrink_ind must be enabled on the SYSTEMS_OPTION table.

Budgeted shrinkage is calculated using the budgeted shrinkage percent (stored on the HALF_DATA_BUDGET table) multiplied by sales at retail or at cost, depending on whether retail or cost accounting method is used, respectively.

PL/SQL Packages

A number of stock ledger batch modules call functions contained in a PL/SQL package named STKLEDGR_ACCTING_SQL to perform financial calculations. Functions in this package include:

- COST_METHOD_CALC – performs calculations for cost method of accounting such as closing stock, book stock, and gross margin
- RETAIL_METHOD_CALC – performs calculations for retail method of accounting such as closing stock, book stock, and gross margin
- COST_METHOD_CALC_RETAIL – calculates the ending inventory value at retail for the cost method

End of Year (NWP) Inventory

If necessary for legal or organizational reasons, a retailer can determine the end of year inventory values in each store as of December 31st of the previous year. To determine the correct end of year inventory value for this report, the following process occurs:

1. A stock count is performed for every store in the early part of the year.
2. The variance determined in this count is applied to the book stock as of the end of the year to determine more accurate end of year inventory values.
3. End of the year stock units are re-valued based on the last received cost for the items at each location during the previous year.

The end of year value of the inventory, after the stock count adjustments and revaluation process based on the lower of Weighted Average Cost or Last Received Cost, is the value that is used to report the end of year inventory.

To accomplish this, RMS uses a table, on which it holds a record for every active item/location combination for each year. Items on this table are non-pack items held at the transaction level.

New records are added to this table through several processes:

- Each time a receipt is recorded in RMS, the receipt process determines if there is currently a record for the item/location combination for the year of the receipt on the table, and if there is not, a new record is added to the table.
- When the end of year NWP snapshot process runs, it takes a snapshot of stock and weighted average cost (WAC) for every item/location combination currently holding stock. If there is not a record already on the NWP table for an item/location/year combination in the snapshot, a new record is added for that item/location/year combination.
- When an end of year NWP stock count is processed and variances are posted to the NWP table, if there is not an item/location/year record on the NWP table for the variance record, a new record is added to the NWP table for that item/location/year.

Records on this table are updated by several processes: the receipt process, NWP end of year snapshot process, and the NWP stock count process all update records on this table when a record for the item/location/year combination already exists on this table. The receiver cost adjustment process and receiver unit adjustment process also update records on this table if the item/PO/shipment record exists on this table.

Retailers indicate whether or not they use this NWP processing in the SYSTEM_OPTIONS table.

Multiple Set of Books

Large multi-national retailers sometimes have a need to maintain multiple sets of books in their financials systems. This need can be driven by a number of different factors such as:

- A company divided into different legal entities (for example, brands)
- A company having operations in different countries with different currencies and calendars

When a company operates with different sets of books, they may have different physical instances of their business and accounting systems to support this segregation, or they may use a single physical instance of their systems to support the different sets of books. When operating with multiple sets of books, a company will partition their general ledger along the set of books lines, with each set of books having its own chart of accounts and other identifying characteristics, such as the primary currency and accounting calendar. The company may also partition other data along these lines to help segregate data more efficiently. Structural or foundation data as well as chart of accounts may be segregated by set of books. If this is done, those particular data elements may only be able used by a specific set of books. For example, if Locations (that is, Stores and Warehouses), and Items (or Merchandise Hierarchy) are segregated by Set of Books, then certain locations would only have access to certain items.

Financials systems provide the functionality to allow multiple sets of books within a single installation of a financials application. The Oracle Retail applications do not currently have the concept of set of books, or any way to allow for running a single instance of the applications and integrate with multiple Sets of Books in a financials system. While the Oracle Retail applications allow multiple currencies to exist across locations, it assumes a single business calendar and a single chart of accounts. Currently, a different Oracle Retail instance would need to exist for each GL Set of Books to allow for proper integration. This poses undue complexity and expense on those companies that need to operate with multiple sets of books, but wish to maintain only a single set of business applications to support the business model.

The high level requirement of being able to integrate to multiple sets of books from a single Oracle Retail instance implies the following of lower level requirements:

- Ability to segregate RMS transactional data by set of books, including having a separate chart of accounts, calendar and currency by set of books.
- Ability to store multiple sets of charts of accounts
- Ability to process stock ledger data by set of books, on different calendars
- Ability to identify the correct supplier site ID to place orders against based on order to locations

When multiple set of books indicator is turn on in RMS, the appropriate set of books ID is included on transactions sent to the financial staging tables. The set of books ID of the RMS org unit associated with the location on the transaction is used.

For non-merchandise fixed deals that are not associated with an RMS location, the org unit has been added to the RMS staging table. During the Fixed Deal upload process, the set of books ID associated with this org unit is used to access a new table (FIXED_DEAL_SOB_LOC_DEFAULT) to get the location to use for the deal document in IM_DOC_HEAD. Then, the resolution posting job populates the financial staging tables with the set of books ID associated with the location just like it does with all other documents.

When Multiple Set Books functionality is enabled or when RMS is integrated with Oracle E-Business Suite, RMS requires that ordering location(s) belong in the same org unit as the supplier/supplier site. This validation is enforced online as well as in batch programs related to purchase orders. The org unit association between locations and supplier are also enforced when ranging locations to items online but only through soft warning messages."

Multiple Set of Books Terms and Definitions

Set of Books

A financial reporting entity that partitions General Ledger information and uses single chart of accounts, one accounting calendar, and one functional currency.

Operation Unit (or Org Unit)

An organization that partitions data for Oracle sub-ledger applications (Account Payables, Account Receivables, Oracle Purchasing, and Oracle Order Management) consists of Sales Business Units and Operations.

Supplier Site

Supplier site refers to the locations that the supplier ships merchandise from. A supplier can have multiple sites within one country from which it can deliver merchandise to a retailer. The item cost and terms of supply can change based on the source of delivery.

Wholesale and Franchise

The saldly, salweek, and salmth batch programs are impacted if you are using wholesale and franchise functionality. While a retailer likely will not notice a difference in terms of executing the batch, being aware of this interaction may help diagnose a problem if a batch fails to process. For additional information on wholesale and franchise, see the Wholesale/Franchise Batch chapter.

Batch Design Summary

The following batch designs are included in this functional area:

- NWPPURGE.PC (End of Year Inventory Position Purge)
- NWPYEAREND.PC (End of Year Inventory Position Snapshot)
- SALAPND.PC (Stock Ledger Append)
- SALDLY.PC (Daily Stock Ledger)
- SALEOH.PC (End of Half Stock Ledger Processing)
- SALINS.PC (Stock Ledger and Budget Tables Insert)
- SALMAINT.PC (Stock Ledger Table Maintenance)
- SALMTH.PC (Monthly Stock Ledger Pprocessing)
- SALPRG.PC (Purge Stock Ledger Ttransactions)

- SALSTAGE.PC (Stock Ledger Stage)
- SALWEEK.PC (Weekly Stock Ledger Processing)
- WASTEADJ.PC (Wastage Adjustment)

nwppurge (End Of Year Inventory Position Purge)

Functional Area

Stock Ledger

Module Affected

NWPPURGE.PC

Design Overview

This program purges the records from the table NWP after a certain amount of years have passed. The number of years is a configurable parameter setup in SYSTEM_OPTIONS.nwp_retention_period.

Scheduling Constraints

Schedule Information	Description
Processing Cycle	Ad-Hoc
Scheduling Considerations	N/A
Pre-Processing	N/A
Post-Processing	N/A
Threading Scheme	N/A

Restart/Recovery

Restart/recovery is not applicable, but the records are committed based on the commit max counter setup in the restart control table.

Locking Strategy

N/A

Security Considerations

N/A

Performance Considerations

N/A

Key Tables Affected

Table	Select	Insert	Update	Delete
NWP	Yes	No	No	Yes

I/O Specification

NA

nwpyearend (End of Year Inventory Position Snapshot)

Functional Area

Stock count

Module Affected

NWPYEAREND.PC

Design Overview

This program takes a snapshot of the item's stock position and cost at the end of the year. When the end of year NWP snapshot process runs, it takes a snapshot of stock and weighted average cost (WAC) for every item/location combination currently holding stock. If there is not a record already on the NWP table for an item/location/year combination in the snapshot, a new record is added for that item/location/year combination.

Scheduling Constraints

Schedule Information	Description
Processing Cycle	Phase 4 (Yearly)
Scheduling Considerations	Needs to run on the last day of the year in phase 4.
Pre-Processing	N/A
Post-Processing	N/A
Threading Scheme	Multithreaded by store_wh

Restart/Recovery

The logical unit of work for this program is set at the location/item level. Threading is done by supplier using the v_restart_store_wh view to thread properly.

The commit_max_ctr field should be set to prevent excessive rollback space usage, and to reduce the overhead of file I/O. The changes are posted when the commit_max_ctr value is reached and the value of the counter is subject to change based on implementation.

Locking Strategy

N/A

Security Considerations

N/A

Performance Considerations

N/A

Key Tables Affected

Table	Select	Insert	Update	Delete
NWP_FREEZE_DATE	Yes	No	No	No
ITEM_MASTER	Yes	No	No	No
NWP	Yes	Yes	Yes	No

Table	Select	Insert	Update	Delete
ITEM_LOC_SOH	Yes	No	No	No

I/O Specification

N/A

salapnd (Stock Ledger Append)**Functional Area**

Stock Ledger

Module Affected

SALAPND.PC

Design Overview

The purpose of this program is to move data from the transaction-staging table into the historical transaction table. This requires placing a lock on the staging table to ensure that no new data is added to it while the movement is occurring, moving the data to the historical table, and finally releasing the lock on the staging table.

Scheduling Constraints

Schedule Information	Description
Processing Cycle	Phase 3
Scheduling Considerations	Should occur after all extractions have completed
Pre-Processing	SALSTAGE, all extraction, and all processing
Post-Processing	N/A
Threading Scheme	Threading is implicit through the use of the Oracle Parallel Query Option. The insert/select query should be tuned for each specific environment to achieve the best throughput.

Restart/Recovery

N/A

Locking Strategy

This batch program locks the table IF_TRAN_DATA in EXCLUSIVE mode with NOWAIT option specified and releases the lock once all the records are read and appended to TRAN_DATA_HISTORY.

Security Considerations

N/A

Performance Considerations

The degree of parallelism defined in the program's insert/select query should be tuned for each run-time environment to achieve the best throughput. The default value is set at 4.

Key Tables Affected

Table	Select	Insert	Update	Delete
PERIOD	Yes	No	No	No
SYSTEM_VARIABLES	Yes	No	No	No
IF_TRAN_DATA	Yes	No	No	No
TRAN_DATA_HISTORY	No	Yes	No	No

I/O Specification

N/A

saldly (Sales Daily)**Functional Area**

Stock Ledger

Module Affected

SALDLY.PC

Design Overview

This module rolls up transaction data on IF_TRAN_DATA to the dept/class/subclass/location/transaction date/currency level.

The rolled-up transactions are used to update applicable records on DAILY_DATA based on the transaction type. A new record is inserted if no record exists for the transaction.

Scheduling Constraints

Schedule Information	Description
Processing Cycle	PHASE 3 (daily)
Scheduling Considerations	N/A
Pre-Processing	Run SALSTAGE to move records from TRAN_DATA to IF_TRAN_DATA.
Post-Processing	N/A
Threading Scheme	Threaded by department

Restart/Recovery

The logical unit of work is department/class/subclass. This batch program is multithreaded using the v_restart_dept view.

Locking Strategy

N/A

Security Considerations

N/A

Performance Considerations

N/A

Key Tables Affected

Table	Select	Insert	Update	Delete
PERIOD	Yes	No	No	No
SYSTEM_VARIABLES	Yes	No	No	No
IF_TRAN_DATA	Yes	No	No	No
DAILY_DATA	Yes	Yes	Yes	No
DAILY_DATA_TEMP	No	Yes	No	No
STORE	Yes	No	No	No
WH	Yes	No	No	No
PARTNER	Yes	No	No	No
SYSTEM_OPTIONS	Yes	No	No	No
MV_LOC_SOB	Yes	No	No	No

I/O Specification

N/A

saleoh (End of Half Stock Ledger Processing)

Functional Area

Stock Ledger

Module Affected

SALEOH.PC

Design Overview

This module purges rows on MONTH_DATA_BUDGET, and HALF_DATA_BUDGET that are three halves old (18 months or older) and performs the following inserts.

- Inserts one row into HALF_DATA for each subclass/location combination for the next half
- Inserts six rows (one for every month of the half) into MONTH_DATA_BUDGET for each department/location for next year's half
- Inserts one row into HALF_DATA_BUDGET for each department/location for next year's half

This program also rolls up the inter_stocktake_shrink_amt and inter_stocktake_sales_amt from the HALF_DATA table at the department/location level for this half and calculates the shrinkage_pct to insert into HALF_DATA_BUDGET for the next year's half.

Scheduling Constraints

Schedule Information	Description
Processing Cycle	Phase 3
Scheduling Considerations	Run at the end of the half, after the monthly process has been completed for month six (6) of the current half, and before the SALMTH process for the first month of the next half.
Pre-Processing	N/A
Post-Processing	N/A
Threading Scheme	Threaded by department.

Restart/Recovery

There is no main driving cursor for this program. The different functions of this batch program have their own driving cursors. All the driving cursors are threaded by department using the v_restart_dept view.

The logical unit of work (LUW) for the delete functions is a half number while the different insert functions have the following LUWs

- half_data() – dept/class/subclass/location
- month_data_budget() – dept/location
- half_data_budget() – dept/location

Data is committed every time the number of rows processed exceeds commit_max_ctr.

Locking Strategy

N/A

Security Considerations

N/A

Performance Considerations

N/A

Key Tables Affected

Table	Select	Insert	Update	Delete
SYSTEM_OPTIONS	Yes	No	No	No
SYSTEM_VARIABLES	Yes	No	No	No
MONTH_DATA_BUDGET	Yes	Yes	No	Yes
HALF_DATA	Yes	Yes	No	No
HALF_DATA_BUDGET	Yes	Yes	No	Yes

I/O Specification

N/A

salins (Stock Ledger and Budget Tables Insert)**Functional Area**

Stock Ledger

Module Affected

SALINS.PC

Design Overview

This module populates the stock ledger and budget tables: WEEK_DATA, MONTH_DATA, HALF_DATA, MONTH_DATA_BUDGET, and HALF_DATA_BUDGET for each subclass-location or department-location combination in RMS whenever a new location, department, or subclass is added to the system.

Scheduling Constraints

Schedule Information	Description
Processing Cycle	Phase 0 (daily)
Scheduling Considerations	N/A
Pre-Processing	N/A
Post-Processing	N/A
Threading Scheme	N/A

Restart/Recovery

The logical unit of work (LUW) is a location, type_code, dept, class, and subclass combination. Changes are committed to the database once the commit_max_counter is reached for the LUW. Note that the number of database changes varies depending on the type_code,

Locking Strategy

N/A

Security Considerations

N/A

Performance Considerations

N/A

Key Tables Affected

Table	Select	Insert	Update	Delete
SYSTEM_OPTIONS	Yes	No	No	No
STOCK_LEDGER_INSERTS	Yes	No	No	Yes
STORE	Yes	No	No	No
WH	Yes	No	No	No
PARTNER	Yes	No	No	No
WEEK_DATA	No	Yes	No	No
MONTH_DATA	No	Yes	No	No
HALF_DATA	No	Yes	No	No
MONTH_DATA_BUDGET	No	Yes	No	No
HALF_DATA_BUDGET	No	Yes	No	No

I/O Specification

N/A

salmaint (Stock Ledger Table Maintenance)**Functional Area**

Stock Ledger

Module Affected

SALMAINT.PC

Design Overview

This module is run as either salmaint pre or salmaint post. The salmaint pre functionality adds partitions to the HALF_DATA, DAILY_DATA, WEEK_DATA and MONTH_DATA tables. The salmaint post functionality drops partitions or purges the above tables (if the table is not partitioned) for an old half.

Scheduling Constraints

Schedule Information	Description
Processing Cycle	Ad-Hoc
Scheduling Considerations	N/A
Pre-Processing	N/A
Post-Processing	N/A
Threading Scheme	N/A

Restart/Recovery

N/A

Locking Strategy

N/A

Security Considerations

N/A

Performance Considerations

N/A

Key Tables Affected

Table	Select	Insert	Update	Delete
SYSTEM_OPTIONS	Yes	No	No	No
SYSTEM_VARIABLES	Yes	No	No	No
HALF_DATA	No	No	No	Yes
DAILY_DATA	No	No	No	Yes
WEEK_DATA	No	No	No	Yes
MONTH_DATA	No	No	No	Yes

I/O Specification

N/A

salmth (Monthly Stock Ledger Processing)

Functional Area

Stock ledger

Module Affected

SALMTH.PC

Design Overview

The purpose of this program is to sum up the monthly transaction totals from DAILY_DATA and calculate the closing stock and gross margin for the current month on MONTH_DATA. The procedure varies depending on the following factors:

- Whether the retail or cost method of accounting is used depending on the setting of DEPS.profit_calc_type.
- Whether a stock count of Unit and Dollar type has occurred during the month, which is determined by the presence or absence of a STAKE_PROD_LOC row.

In addition, this program calculates shrinkage amounts.

Scheduling Constraints

Schedule Information	Description
Processing Cycle	PHASE 3 (monthly)
Scheduling Considerations	Can run any time after end-of-month date. SALWEEK must run prior to SALMTH.
Pre-Processing	N/A
Post-Processing	Prepost salmth_post
Threading Scheme	Threaded by department

Restart/Recovery

The logical unit of work (LUW) for this batch program is a dept/class/subclass/loc_type/location/currency_ind record. This batch program is threaded by department using the v_restart_dept view. Processed records are committed to the database after the LUW count has reached the commit_max_ctr.

Locking Strategy

N/A

Security Considerations

N/A

Performance Considerations

N/A

Key Tables Affected

Table	Select	Insert	Update	Delete
PERIOD	Yes	No	No	No
SYSTEM_OPTIONS	Yes	No	No	No
SYSTEM_VARIABLES	Yes	No	No	No
STAKE_HEAD	Yes	No	No	No
STAKE_PROD_LOC	Yes	No	No	No
PARTNER	Yes	No	No	No
STORE	Yes	No	No	No
WH	Yes	No	No	No
MONTH_DATA	Yes	Yes	Yes	No
DAILY_DATA	Yes	No	No	No
DEPS	Yes	No	No	No
WEEK_DATA	Yes	No	No	No
HALF_DATA_BUDGET	Yes	No	No	No

I/O Specification

N/A

salprg (Purge Stock Ledger Transactions)**Functional Area**

Stock ledger

Module Affected

SALPRG.PC

Design Overview

This program deletes the TRAN_DATA_HISTORY records, which are older than the user defined number of retention days, which is stored in the SYSTEM_OPTIONS.tran_data_retained_days_no.

Scheduling Constraints

Schedule Information	Description
Processing Cycle	AD-HOC (daily)
Scheduling Considerations	N/A
Pre-Processing	N/A
Post-Processing	N/A
Threading Scheme	N/A

Restart/Recovery

N/A

Locking Strategy

N/A

Security Considerations

N/A

Performance Considerations

N/A

Key Tables Affected

Table	Select	Insert	Update	Delete
PERIOD	Yes	No	No	No
SYSTEM_OPTIONS	Yes	No	No	No
TRAN_DATA_HISTORY	No	No	No	Yes
KEY_MAP_GL	No	No	No	Yes

I/O Specification

N/A

salstage (Stock Ledger Stage)**Functional Area**

Stock Ledger

Module Affected

SALSTAGE.PC

Design Overview

This module is used in order to make the rollup and extraction of the stock ledger transaction data the most flexible. This program moves the data on TRAN_DATA to the IF_TRAN_DATA and DEAL_PERF_TRAN_DATA staging tables. This enables the processes that are writing records to the transaction table to continue in a seamless manner, whereas the processes that rolls the data up to a different level or extract the data to external systems can work without affecting batch timetables. Locking the transaction table and moving all of the data to the staging tables achieves this process. The original transaction table is emptied and the lock on the table is released. Before this processing occurs, the staging tables are first emptied to ensure that data is not processed twice.

Scheduling Constraints

Schedule Information	Description
Processing Cycle	Phase 3, daily
Scheduling Considerations	This module should run after POSUPLD.PC but before SALDLY.PC, SALWEEK.PC and SALAPND.PC, RPMMOVAVG.PC. Within the deal cycle, it should run before DEALACT.PC.
Pre-Processing	N/A
Post-Processing	N/A
Threading Scheme	Threading is implicit via the use of the Oracle Parallel Query Option. The insert/select query should be tuned for each specific environment to achieve the best throughput.

Restart/Recovery

N/A

Locking Strategy

TRAN_DATA_A and TRAN_DATA_B tables are locked in order to move all the data from these tables to a staging table.

Security Considerations

N/A

Performance Considerations

N/A

Key Tables Affected

Table	Select	Insert	Update	Delete
IF_TRAN_DATA	No	Yes	No	Yes
TRAN_DATA_A	Yes	Yes	No	Yes
TRAN_DATA_B	Yes	Yes	No	Yes
DEAL_PERF_TRAN_DATA	No	Yes	No	Yes

I/O Specification

N/A

salweek (Sales Weekly)

Functional Area

Stock Ledger

Module Affected

SALWEEK.PC

Design Overview

This program processes all weeks that are in the month for which month-end process has not been run, up to the current week. It rolls up data on DAILY_DATA, DAILY_DATA_TEMP and WEEK_DATA_TEMP to the corresponding dept/class/subclass/location/half-month/week/currency level and inserts into WEEK_DATA.

The closing stock value and gross margin are calculated by calling the appropriate package function, based on the accounting method (for example, profit calculation type) chosen for the department. Closing stock value for a processed week becomes opening stock value for the next week. A WEEK_DATA row for next week is inserted if it does not already exist.

If a stock count occurs during a certain week, STKDLY.PC would have already updated that week's data and retail fields with the difference between book stock value and actual results of stock count. In addition, this program calculates a shrinkage amount and then used to reduce the closing stock for each week processed.

This process should run at the end of each week after SALDLY.PC, with no requirements that all the transaction data be collected for that week, because SALWEEK.PC accepts 'late' transactions from previous weeks. SALWEEK.PC updates previous weeks as long as the transaction date belongs to a month that has not been 'closed'. In other words, it updates all weeks since the LAST_EOM_DATE.

After SALWEEK.PC runs, PREPOST.PC runs its SALWEEK_POST function to update the appropriate system variables. SALWEEK.PC also runs immediately prior to running the monthly process (SALMTH.PC) to ensure that WEEK_DATA is in sync with MONTH_DATA. No PREPOST function needs to run in this case.

Scheduling Constraints

Schedule Information	Description
Processing Cycle	Phase 3, weekly or whenever SALMNTH.PC is run
Scheduling Considerations	This program should run after SALDLY.PC, STKDLY.PC, SALAPND.PC and immediately before SALMTH.PC. SYSTEM_VARIABLE dates should be correct for the week/s to be processed.
Pre-Processing	Prepost salweek pre – refresh data in salweek_c_week based on daily and weekly data. Refresh data in salweek_restart_dept table to balance thread activity.
Post-Processing	Prepost salweek post – update system_variables.last_eow_date if running on an eow date. Truncate DAILY_DATA_TEMP table.

Schedule Information	Description
Threading Scheme	Multithreaded on Dept

Restart/Recovery

The logical unit of work is dept/class/subclass combination. A commit takes place when number of dept/class/subclass combination records processed is equal to commit max counter in restart control table.

Locking Strategy

N/A

Security Considerations

N/A

Performance Considerations

Due to the transaction volumes that this program must process, array processing has been heavily utilized in making Oracle system calls.

Key Tables Affected

Table	Select	Insert	Update	Delete
SALWEEK_RESTART_DEPT	Yes	No	No	No
SALWEEK_C_WEEK	Yes	No	No	No
SALWEEK_C_DAILY	Yes	No	No	No
WEEK_DATA	Yes	Yes	Yes	No
PARTNER	Yes	No	No	No
STORE	Yes	No	No	No
WH	Yes	No	No	No
DEPS	Yes	No	No	No
HALF_DATA_BUDGET	Yes	No	No	No

I/O Specification

N/A

wasteadj (Wastage adjustment)

Functional Area

Stock ledger.

Module Affected

WASTEADJ.PC

Design Overview

This program stores reduce inventory of spoilage type wastage items to account for natural wastage that occurs over the shelf life of the product. This program stores affect

only items with spoilage type wastage identified on ITEM_MASTER with a waste_type of 'SP' (spoilage). Sales type wastage is accounted for at the time of sale.

Scheduling Constraints

Schedule Information	Description
Processing Cycle	Phase 3
Scheduling Considerations	This program should be scheduled to run prior to the stock count and stock ledger batch to ensure that the stock adjustment taken during the current day is credited to the appropriate day.
Pre-Processing	N/A
Post-Processing	N/A
Threading Scheme	Threaded by store

Restart/Recovery

The logical unit of work is an item/location. This batch program commits when the number of records processed has reached commit_max_ctr. If the program aborts, it restarts from the last successfully processed item /location.

Locking Strategy

N/A

Security Considerations

N/A

Performance Considerations

N/A

Key Tables Affected

Table	Select	Insert	Update	Delete
ITEM_MASTER	Yes	No	No	No
ITEM_LOC	Yes	No	No	No
ITEM_LOC_SOH	Yes	No	Yes	No
CLASS	Yes	No	No	No
INV_ADJ_REASON	Yes	No	No	No
INV_ADJ	No	Yes	No	No
TRAN_DATA	No	Yes	No	No
PERIOD	Yes	No	No	No
SYSTEM_OPTIONS	Yes	No	No	No

I/O Specification

N/A

Stock Order Receipt Reconciliation Batch

Overview

RMS receives against purchase orders and stock orders (transfers and allocations). The primary inputs to receiving processes are messages on the RIB to which RMS subscribes. Currently, RMS performs line item receiving. Carton-level receiving occurs at the distribution center or store system level. At that point the cartons are broken down and subsequently interfaced to RMS at the distribution number/carton/line item level.

When exceptions arise in the new carton level receiving processing, RMS must resolve them. One such exception is dummy carton receiving. If, for some reason, a carton number is unknown or undetectable, it may be that the part of the carton containing the label is damaged. In such a case, RMS matches up the contents of the carton with as yet unreceived cartons with the same destination, contents, and quantity. This functionality is optional. The system option `dummy_carton_ind` is available to turn this functionality on or off.

Batch Design Summary

The following batch designs are included in this functional area:

- DUMMYCTN.PC (Dummy Carton)
- TAMPERCTN (Tampered Carton)

dummyctn (Dummy Carton)

Functional Area

Receiving

Module Affected

DUMMYCTN.PC

Design Overview

this batch process scans stock orders to find not received cartons that match the dummy carton receipt (both item and quantity). If a match is found, then the dummy carton is received against the matching carton. If a match is not found, an error is written to a specific batch error file, and the record remains on the staging table. Whenever a stock order is closed, any corresponding records on the staging table are deleted. Until that point, these records may be viewed via a custom report or other mechanism.

The dummy carton receiving process stores only happen if the `dummy_carton_ind` on `system_options` is 'Y' (Yes).

Scheduling Constraints

Schedule Information	Description
Processing Cycle	Ad hoc (Daily)
Scheduling Considerations	N/A

Schedule Information	Description
Pre-Processing	N/A
Post-Processing	N/A
Threading Scheme	N/A

Restart/Recovery

This program deletes from the DUMMY_CARTON_STAGE table. The program stores restart by processing the records that remain on the DUMMY_CARTON_STAGE table.

Locking Strategy

N/A

Security Considerations

N/A

Performance Considerations

N/A

Key Tables Affected .

Table	Select	Insert	Update	Delete
SHIPSKU_TEMP	Yes	Yes	No	Yes
SHIPMENT	Yes	No	Yes	No
SHIPSKU	Yes	No	Yes	No
PACKITEM	Yes	No	No	No
DUMMY_CARTON_STAGE	Yes	Yes	Yes	Yes
TSFHEAD	Yes	No	No	No
ALLOC_HEADER	Yes	No	No	No
TSFHEAD	Yes	No	No	No
IF_ERRORS	No	Yes	No	No
ALLOC_DETAIL	No	No	Yes	No
SHIPITEM_INV_FLOW	No	No	Yes	No
APPT_DETAIL	No	No	Yes	No
DOC_CLOSE_QUEUE	No	Yes	No	No
TRAN_DATA	No	Yes	No	No
ITEM_LOC_SOH	No	Yes	Yes	No
EDI_DAILY_SALES	No	No	Yes	No
STAKE_SKU_LOC	No	Yes	Yes	No
STAKE_PROD_LOC	No	No	Yes	No
MRT_ITEM_LOC	No	No	Yes	No
TSFDETAIL	No	Yes	Yes	No

Table	Select	Insert	Update	Delete
NWP	No	Yes	Yes	No
INV_ADJ	No	Yes	No	No
SHIPITEM_INV_FLOW	No	Yes	Yes	No
TSFDETAIL_CHRG	No	Yes	No	No
ITEM_LOC	No	Yes	No	No
POS_MODS	No	Yes	No	No
PRICE_HIST	No	Yes	No	No
ITEM_SUPP_COUNTRY_LOC	No	Yes	Yes	No
ITEM_SUPP_COUNTRY_BRACKET_COST	No	Yes	Yes	No
INV_STATUS_QTY	No	Yes	Yes	Yes

I/O Specification

N/A

tamperctn (Tampered carton)**Functional Area**

Store Receiving

Module Affected

TAMPERCTN.PC

Design Overview

The Tampered Carton module (tamperctn.pc) is a batch program that stores match the tampered carton information in the staging table to existing shipment records. If the shipment records contain a prepack, then the batch program stores use the prepack components to compare with the items on the staging table.

Scheduling Constraints

Schedule Information	Description
Processing Cycle	AD-HOC
Scheduling Considerations	This batch program should only run when the store_pack_comp_rcv_ind system option is set to 'Y'.
Pre-Processing	N/A
Post-Processing	N/A
Threading Scheme	N/A

Restart/Recovery

N/A

Locking Strategy

N/A

Security Considerations

N/A

Performance Considerations

N/A

Key Tables Affected

Table	Select	Insert	Update	Delete
SYSTEM_OPTIONS	Yes	No	No	No
DUMMY_CARTON_STAGE	Yes	No	No	Yes
PERIOD	Yes	No	No	No
ALLOC_HEADER	Yes	No	No	No
SHIPMENT	Yes	No	No	No
SHIPSKU	Yes	No	No	No
SHIPSKU_TEMP	Yes	Yes	No	Yes
PACKITEM	Yes	No	No	No

I/O Specification

N/A

Store Grade Batch

Overview

The store grade upload is designed to load store grades from an external system into RMS.

GRADUPLD.PC (store grade upload) loads data into the STORE_GRADE_GROUP, STORE_GRADE and STORE_GRADE_STORE tables. If the store is assigned to a 'Junk' grade within the external system, then it is assigned to the 'Junk' Store in RMS.

GRADUPLD.PC converts the flat file from the external system into a standard RMS batch input file.

Wholesale and Franchise

The gradupld batch program is impacted if you are using wholesale and franchise functionality. While a retailer likely will not notice a difference in terms of executing the batch, being aware of this interaction may help diagnose a problem if a batch fails to process. For additional information on wholesale and franchise, see the Wholesale/Franchise Batch chapter.

Batch Design Summary

The following batch design is included in this functional area:

- GRADUPLD.PC (Store Grade Upload)

gradupld (Store Grade Upload)

Functional Area

Store Grade

Module Affected

GRADUPLD.PC

Design Overview

The store grade upload module is designed to load forecasting-driven store grades into RMS. Data is loaded into the STORE_GRADE_GROUP, STORE_GRADE and STORE_GRADE_STORE tables. If the store has been assigned to a 'Junk' grade within the forecasting system's grade, the store's sister store grade assignment is assigned to the 'Junk' store.

Scheduling Constraints

Schedule Information	Description
Processing Cycle	Ad Hoc
Scheduling Considerations	N/A
Pre-Processing	N/A

Schedule Information	Description
Post-Processing	N/A
Threading Scheme	N/A – File-based processing

Restart/Recovery

Oracle Retail standard restart/recovery is used. The commit_max_ctr field should be set to prevent excessive rollback space usage, and to reduce the overhead of file I/O. The recommended commit counter setting is 1000 records (subject to change based on implementation).

Locking Strategy

N/A

Security Considerations

N/A

Performance Considerations

N/A

Key Tables Affected

Table	Select	Insert	Update	Delete
Buyer	Yes	No	No	No
Store	Yes	No	No	No
Store_grade_group	Yes	Yes	No	No
Store_grade	Yes	Yes	No	No
Store_grade_store	Yes	Yes	Yes	No

I/O Specification

Input File Layout

The input filename is not fixed; the input filename is determined by a runtime parameter. Records rejected by the import process are written to a reject file. The reject filename is not fixed; the reject filename is determined by a runtime parameter.

The input file should be sorted by grade group description, grade ID, and grade store. The grade group description should be unique by grade group ID.

Record Name	Field Name	Field Type	Default Value	Description
FHEAD	Record type	Char(5)	FHEAD	Record Identifier
	Line ID	Number(10)	0000000001	Line Sequence Identifier
	File name	Char(5)	GRADU	File Identifier
FDETL	Record type	Char(5)	FDETL	Record Identifier
	Line id	Number(10)		Line Sequence Identifier
	Grade Group ID	Number(8)		Valid Grade Group ID

Record Name	Field Name	Field Type	Default Value	Description
	Grade Group	Char(120)		Valid Grade Group
	Grade store	Number(10)		Valid Grade store
	Grade ID	Number(10)		Valid Grade ID
	Grade name	Char(120)		Valid Grade name
FTAIL	Record Type	Char(5)	FTAIL	Record Identifier
	Line id	Number(10)		Line Sequence Identifier
	Line Total	Number(10)		Total number of FDETL lines in the file.

Supplier Batch

Overview

The SUPMTH.PC (Supplier data amount repository) module is executed based on multiple transaction types for each department-supplier combination in the system. Its primary function is to convert daily transaction data to monthly data. After all data is converted, the daily information is deleted to reset the system for the next period by the batch module PREPOST and its supmth_post function.

SUPMTH.PC accumulates SUP_DATA amounts by department/supplier/transaction type and creates or updates one SUP_MONTH row for each department/supplier combination. Based on the transaction type on SUP_DATA, the following fields on SUP_MONTH are updated:

- type 1 – purchases at cost (written for consignment sales and orders received at POS or online)
- type 2 – purchases at retail (written for consignment sales and orders received at POS or online)
- type 3 – claims at cost (written for claim dollars refunded on RTV orders)
- type 10 – markdowns at retail (net amount based on markdowns, markups, markdown cancellations and markup cancellations)
- type 20 – order cancellation costs (written for all supplier order cancellations)
- type 30 – sales at retail (written for consignment stock sales)
- type 40 – quantity failed (written for QC shipments with failed quantities)
- type 70 – markdowns at cost (net amount based on supplier cost markdowns)

Batch Design Summary

The following batch design is included in this functional area:

- SUPMTH.PC (Supplier Data Amount Repository)

supmth (Supplier Data Amount Repository)

Functional Area

Ordering

Module Affected

SUPMTH.PC

Design Overview

Accumulates SUP_DATA amounts by department/supplier/transaction type and creates or updates one SUP_MONTH row for each department/supplier combination. Based on the transaction type on SUP_DATA, the following fields on SUP_MONTH are updated:

- type 1 - purchases at cost (written for consignment sales and orders received at POS or online)

- type 2 - purchases at retail (written for consignment sales and orders received at POS or online)
- type 3 - claims at cost(written for claim dollars refunded on RTV orders)
- type 10 - markdowns at retail (net amount based on markdowns, markups, markdown cancellations and markup cancellations)
- type 20 - order cancellation costs (written for all supplier order cancellations)
- type 30 - sales at retail (written for consignment stock sales)
- type 40 - quantity failed (written for QC shipments with failed quantities)

Scheduling Constraints

Schedule Information	Description
Processing Cycle	Phase 3 (monthly)
Scheduling Considerations	N/A
Pre-Processing	N/A
Post-Processing	supmth_post(), records are truncated from the sup_data table
Threading Scheme	Threaded by department

Restart/Recovery

The logical unit of work is dept, supplier.

Locking Strategy

N/A

Security Considerations

N/A

Performance Considerations

N/A

Key Tables Affected

Table	Select	Insert	Update	Delete
SUP_DATA	Yes	No	No	No
SUP_MONTH	No	Yes	No	No
SYSTEM_VARIABLES	Yes	No	No	No

I/O Specification

N/A

Tax Rate Batch

Overview

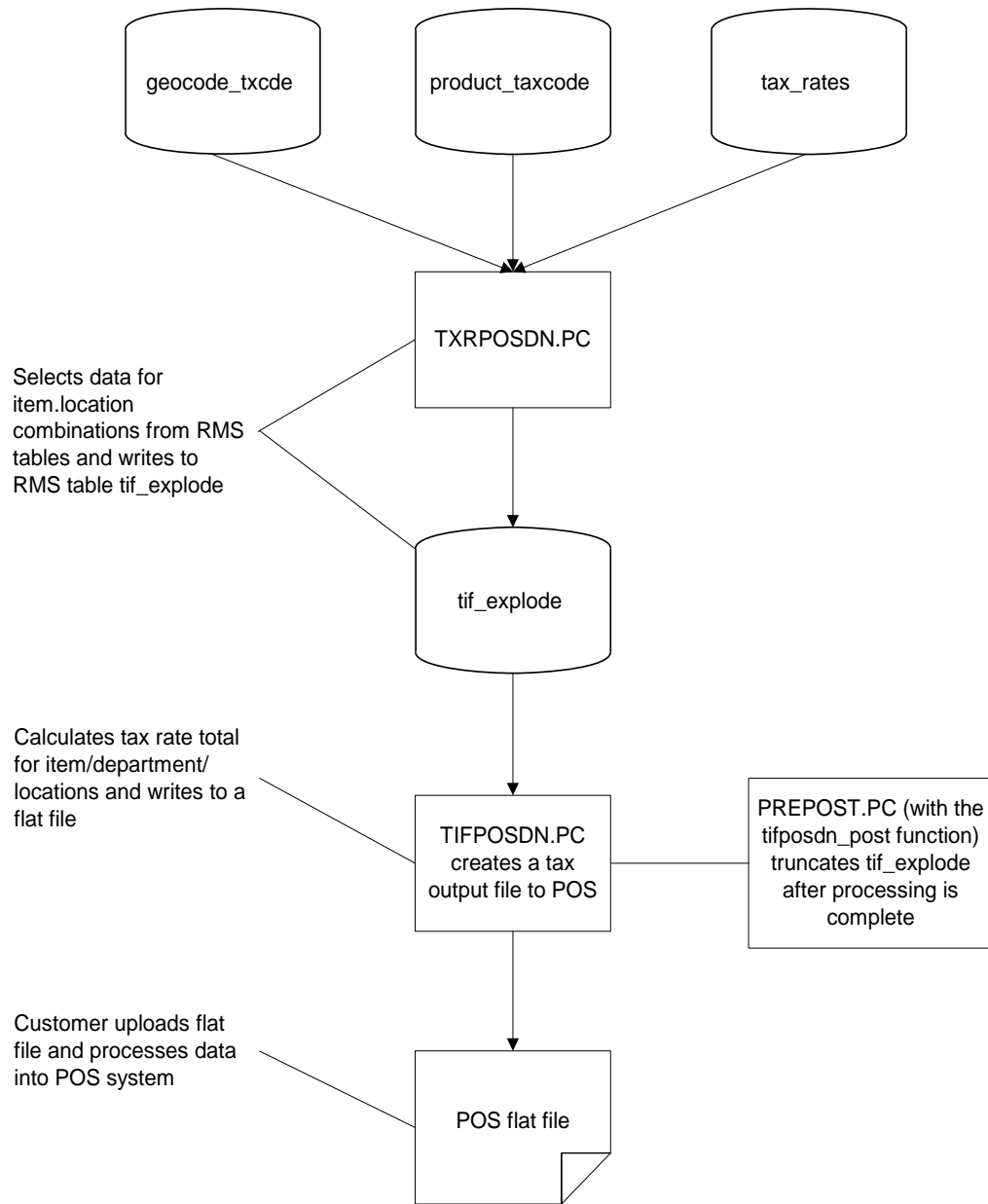
Sales tax functionality in RMS involves preparing the appropriate sales tax data for an item at a location, such as a store, and then sending that data in a file to the customer's point-of-sale system. Whenever the tax for an item at a location changes—a geocode, geocode and tax code combination, a product tax code combination, or a tax rate—RMS prepares and downloads to the location one cumulative tax rate for every affected item. The following two batch programs run daily to facilitate this process:

- TXRPOSDN.PC
- TIFPOSDN.PC

TXRPOSDN.PC processes rows off the GEOCODE_TXCDE (GEOCODE tax code) table, PRODUCT_TAXCODE (PRODUCT tax code) table, and the TAX_RATES (tax rate) table. It then writes all item-location combinations to the TIF_EXPLODE table.

Next, TIFPOSDN.PC processes data from TIF_EXPLODE, computes a cumulative tax rate for each item-location combination, and writes the cumulative tax rate to a flat file. The flat file is then available for upload to and processing in the point-of-sale system.

The diagram below illustrates the tax rate download process.



Tax Rate Download Process

Wholesale and Franchise

The txposdn batch program is impacted if you are using wholesale and franchise functionality. While a retailer likely will not notice a difference in terms of executing the batch, being aware of this interaction may help diagnose a problem if a batch fails to process. For additional information on wholesale and franchise, see the Wholesale/Franchise Batch chapter.

Batch Design Summary

The following batch designs are included in this functional area:

- TIFPOSDN.PC (Tax Interface Point of Sale)
- TXRPOSDN.PC (Tax Rate Point of Sale Download)
- TXRTUPLD.PC (Tax Rate Upload)

tifposdn (Tax Rate POS Download)

Functional Area

Tax rate batch

Module Affected

TIFPOSDN.PC

Design Overview

This program processes data from TIF_EXPLODE table, computes a cumulative tax rate for each item-location combination, and writes the cumulative tax rate to a flat file. The flat file is then available for upload to and processing in the point-of-sale system.

Scheduling Constraints

Schedule Information	Description
Processing Cycle	Phase 4, daily
Scheduling Considerations	N/A
Pre-Processing	TXRPOSDN.PC
Post-Processing	prepost.pc (to TRUNCATE TIF_EXPLODE table)
Threading Scheme	N/A

Restart/Recovery

The TIFPOSDN program is used to download records in the TIF_EXPLODE table into a POS flat file. The logical unit of work for this program is set at the item/department/store combination level. Only table recovery is used. The recommended commit counter setting is 1000 records (subject to change based on implementation).

Locking Strategy

N/A

Security Considerations

N/A

Performance Considerations

N/A

Key Tables Affected

Table	Select	Insert	Update	Delete
TIF_EXPLODE	Yes	No	No	No
GEOCODE_STORE	Yes	No	No	No
PRODUCT_TAX_CODE	Yes	No	No	No
TAX_RATES	Yes	No	No	No
GEOCODE_TXCDE	Yes	No	No	No

I/O Specification

Output File Layout

The output filename is not fixed; the output filename is determined by a runtime parameter.

Record Name	Field Name	Field Type	Default Value	Description
FHEAD	File record descriptor	Char(5)	FHEAD	Identifies file record type.
	Line number	Number(10)	0000000001	Identifies the line number
	Program descriptor	Char(8)	tifposdn	Identifies the program.
	Create date	Char(14)	File create date	YYYYMMDDHH24MISS format
THEAD	File record descriptor	Char(5)	THEAD	Identifies Transaction Header
	Line Number	Number(10)		Sequential Line Number
	Transaction Number	Number(10)		Transaction Number
	Store	Number(10)		Identifies store number
TDETL	File Record descriptor	Char(5)	TDETL	Identifies transaction detail
	Line Number	Number(10)		Sequential Line Number
	Transaction Number	Number(10)		Transaction Number
	Department	Number(4)		Department number.
	Item	Char(25)		Identifies the item.
	Tax Rate	Number(8)		A new sales tax associated with the item (% = /5)
TTAIL	Start Date	Char(14)		Start date for the new tax rate. (in YYYYMMDD format)
	File Record Descriptor	Char(5)	TTAIL	Identifies transaction trailer.

Record Name	Field Name	Field Type	Default Value	Description
	Line Number	Number(10)		Sequential line number
	Transaction Number	Number(10)		Transaction Number
	Detail Counter	Number(10)		Number of detail records in transaction.
FTAIL	File Record descriptor	Char(5)	FTAIL	Identifies file trailer
	Line Number	Number(10)		Sequential Line Number
	Detail Line Counter	Number(10)		Total Number of detail records processed.

txrposdn (Tax Rate POS Download)

Functional Area

Tax rate batch

Module Affected

TXRPOSDN.PC

Design Overview

This batch program processes records from the GEOCODE_TXCDE (GEOCODE tax code), PRODUCT_TAX_CODE (PRODUCT tax code), and TAX_RATES (tax rate) tables and writes all item/location combinations to the TIF_EXPLODE table. A separate batch program TIFPOSDN.PC processes records on the TIF_EXPLODE table, computes the tax rate and writes it to the POS flat file.

Scheduling Constraints

Schedule Information	Description
Processing Cycle	Phase 4 (daily)
Scheduling Considerations	Run this module before TIFPOSDN.PC.
Pre-Processing	N/A
Post-Processing	N/A
Threading Scheme	N/A

Restart/Recovery

The logical unit of work for the TXRPOSDN module is store/item or store/department with a recommended commit counter setting of 10,000. Each time the record counter equals the maximum recommended commit number, the processed value is stored into the database and saved.

Locking Strategy

N/A

Security Considerations

N/A

Performance Considerations

N/A

Key Tables Affected

Table	Select	Insert	Update	Delete
ITEM_LOC	Yes	No	No	No
ITEM_MASTER	Yes	No	No	No
PRODUCT_TAX_CODE	Yes	No	Yes	No
STORE	Yes	No	No	No
GEOCODE_TXCDE	Yes	No	Yes	No
GEOCODE_STORE	Yes	No	No	No
TAX_RATES	Yes	No	Yes	No
TIF_EXPLODE	Yes	Yes	No	No
PERIOD	Yes	No	No	No

I/O Specification

N/A

txrtupld (Tax Rate Upload)**Functional Area**

Tax Rate

Module Affected

TXRTUPLD.PC

Design Overview

This program is used to upload tax rates from an outside source into the RMS tables. The upload stores provide the means to create new tax jurisdictions, tax codes and tax rates. In addition to the ability to insert new tax codes and rates it stores also be able to update the rates for existing tax codes. The input file contains the tax jurisdiction, tax type, level and tax rates, which stores allow the batch programs to correctly update the tax rates to reflect any changes that have occurred.

Scheduling Constraints

Schedule Information	Description
Processing Cycle	Phase 4 (Daily) or as needed
Scheduling Considerations	N/A
Pre-Processing	N/A
Post-Processing	N/A

Schedule Information	Description
Threading Scheme	N/A

Restart/Recovery

This program reads the FDETL records one by one, validates them and then loads it to different insert or update arrays. When the commit point is reached, all the arrays are written into the database. The LUW (Logical Unit of Work) is each detailed record in the upload file. The recommended commit max counter is 1000 (this depends on the implementation).

Locking Strategy

N/A

Security Considerations

N/A

Performance Considerations

N/A

Key Tables Affected

Table	Select	Insert	Update	Delete
TAX_JURISDICTIONS	Yes	Yes	Yes	No
TAX_CODES	Yes	Yes	No	No
TAX_RATES	Yes	Yes	Yes	No

I/O Specification

Input File Layout

The input filename is not fixed; the input filename is determined by a runtime parameter. Records rejected by the import process are written to a reject file. The reject filename is not fixed; the reject filename is determined by a runtime parameter.

Record Name	Field Name	Field Type	Default Value	Description
FHEAD	File head descriptor	Char(5)	FHEAD	Describes file line type
	Line id	Number(10)	0000000001	Sequential file line number
	Gentran ID	Char(4)	'TXUP'	Identifies which translation Gentran uses
	Current date	Char(14)		File date in YYYYMMDDHH24MISS format
FDETL	File record descriptor	Char(5)	THEAD	Start of an invoice transaction
	Line id	Number(10)		Sequential file line number
	Tax Jurisdiction	Number(8)		Tax Jurisdiction

Record Name	Field Name	Field Type	Default Value	Description
	Tax Jurisdiction Description	Char(120)		Tax Jurisdiction description
	Tax Level	Char(6)		Tax level of the Jurisdiction
	Tax Type	Char(6)		Tax Type
	Tax Rate	Number(8,5)		Tax rate of the tax code
	Start Date	Char (14)		Start Date of the tax rate
	End Date	Char (14)		End Date of the tax rate
FTAIL	File record descriptor	Char(5)	FTAIL	Marks end of file
	Line id	Number(10)		Sequential file line number
	Number of lines	Number(10)		Number of lines in file not counting FHEAD and FTAIL

Tickets and Labels Batch

Overview

The tickets and labels batch module, TCKTDNLD.PC, outputs an interface file for an external ticket printing system. The module runs to create an output file containing all information to be printed on a ticket or label for a particular item and location. Ticket attributes can include two types of information:

- **Attributes:** System-defined characteristics of an item. For example, a retailer can specify that the department, class, subclass, and retail price be printed on tickets.
- **User Defined Attributes:** User-defined characteristics of an item. For example, a retailer indicate that a user-defined date, free-form text, or value be printed on tickets.

Batch Design Summary

The following batch design is included in this functional area:

- TCKTDNLD.PC (Ticket download)

tcktdnld (Ticket Download)

Functional Area

Tickets and Labels

Module Affected

TCKTDNLD.PC

Design Overview

The TCKTDNLD.PC program creates an output file containing all of the information to be printed on a ticket or label for a particular item/location. This program is driven by the "requests" for tickets that exist on the TICKET_REQUEST and RPM_PC_TICKET_REQUEST tables. RPM_PC_TICKET_REQUEST table contains data only when SYSTEM_OPTIONS.RPM_RIB_IND is 'N', in which case the retail price management system (RPM) sends price change requests to RMS by writing to the RPM_PC_TICKET_REQUEST staging table instead of through the retail integration bus (RIB). This table contains all price change records regardless if print_on_pc_ind on item_ticket is of 'Y' or 'N'. It also contains records for pack items and simple items. Information to be printed on the ticket is then retrieved based on the item, location and the ticket type requested. The details, which should be printed on each type of ticket, are kept on the TICKET_TYPE_DETAIL table. Specific details, which are written to the output file, are taken from the various item tables. Processed records on TICKET_REQUEST and RPM_PC_TICKET_REQUEST are deleted from the system. Records on RPM_PC_TICKET_REQUEST with print_on_pc_ind as 'N' and pack item are not written to the output file, but are deleted to achieve data purging.

Scheduling Constraints

Schedule Information	Description
Processing Cycle	Ad Hoc – Runs Daily
Scheduling Considerations	N/A
Pre-Processing	N/A
Post-Processing	N/A
Threading Scheme	N/A

Restart/Recovery

Restart ability exists implicitly within this program, because records are deleted after they are selected. Due to the low volume of this program, multi-threading is not used in this program.

Locking Strategy

N/A

Security Considerations

N/A

Performance Considerations

When RMS and RPM are integrated through direct database access instead of through the RIB (SYSTEM_OPTIONS.RPM_RIB_IND is 'N'), RPM stages the price change records for ticket download on RPM_PC_TICKET_REQUEST table. Due to performance considerations on the RPM side, all price change records are staged to RPM_PC_TICKET_REQUEST table regardless if the item is a pack or if the item is supposed to be printed on price change or not (ITEM_TICKET.PRINT_ON_PC_IND). RMS only prints those that have PRINT_ON_PC_IND = 'Y' and those which are not pack items, but deletes all processed RPM_PC_TICKET_REQUEST records to achieve data purging.

Key Tables Affected

Table	Select	Insert	Update	Delete
TICKET_REQUEST	Yes	No	No	Yes
STORE	Yes	No	No	No
TICKET_TYPE_HEAD	Yes	No	No	No
ITEM_MASTER	Yes	No	No	No
TICKET_TYPE_DETAIL	Yes	No	No	No
UDA_VALUES	Yes	No	No	No
UDA_ITEM_LOV	Yes	No	No	No
UDA	Yes	No	No	No
TL_SHADOW	Yes	No	No	No
UDA_ITEM_FF	Yes	No	No	No
UDA_ITEM_DATE	Yes	No	No	No

Table	Select	Insert	Update	Delete
ITEM_TICKET	Yes	No	No	No
ITEM_LOC_SOH	Yes	No	No	No
ITEM_LOC	Yes	No	No	No
ITEM_SUPPLIER	Yes	No	No	No
ITEM_SUPP_COUNTRY_DIM	Yes	No	No	No
ITEM_SUPP_COUNTRY	Yes	No	No	No
DEPS	Yes	No	No	No
CLASS	Yes	No	No	No
SUBCLASS	Yes	No	No	No
ORDHEAD	Yes	No	No	No
ORDSKU	Yes	No	No	No
ITEM_ZONE_PRICE	Yes	No	No	No
PRICE_ZONE_GROUP_STORE	Yes	No	No	No
WH	Yes	No	No	No
VAT_ITEM	Yes	No	No	No
RPM_PC_TICKET_REQUEST	Yes	No	No	Yes

I/O Specification

Output File Layout

The output filename is not fixed; the output file lists tickets to be printed.

Record Name	Field Name	Field Type	Default Value	Description
FHEAD	File Type Record Descriptor	Char(5)	FHEAD	Identifies file record type
	File Line Sequence	Number(10)		Line number of the current file
	File Type Definition	Char(4)	TCKT	Identifies file as 'Print Ticket Requests'
	File Create Date	Char(14)	create date	Vdate in 'YYMMDDHHMISS'format
THEAD	File Type Record Descriptor	Char(5)	THEAD	Identifies file record type
	File Line Sequence	Number(10)		Line number of the current file
	ITEM	Char(25)		ID number of the transaction level, non-pack item or the pack item
	Ticket Type	Char(4)		ID which indicates the ticket type to be printed

Record Name	Field Name	Field Type	Default Value	Description
	Location Type	Char(1)	S - Store W - Warehouse	Identifies the type of location for which tickets are printed
	Location	Char(10)		number of the store or warehouse for which tickets are printed
	Quantity	Number(12,4)		the quantity of tickets to be printed*10000 (4 implied decimal places)
TCOMP	File Type Record Descriptor	Char(5)	TCOMP	Identifies file record type
	File Line Sequence	Number(10)		Line number of the current file
	ITEM	Char(25)		ID number of the ITEM
	Quantity	Number(12,4)		Quantity of the component ITEM as part of the whole; if ITEM on the header record is a transaction level ITEM, the value in this field is 1. *10000 (4 implied decimal places)
TDETL	File Type Record Descriptor	Char(5)	TDETL	Identifies file record type
	File Line Sequence	Number(10)		Line number of the current file
	Detail Sequence Number	Number(10)		Sequential number assigned to the detail records
	Ticket Item	Char(4)		ID indicating the detail to be printed on the ticket
	Attribute Description	Char(120)		Description of the attribute (from the UDA Table)
	Value	Char(250)		Detail to be printed on the ticket (i.e. REF_ITEM, Department Number, ITEM description)
	Supplement	Char(120)		Supplemental description to the Value (i.e. Department Name)
TTAIL	File Type Record Descriptor	Char(5)	TTAIL	Identifies file record type
	File Line Sequence	Number(10)		Line number of the current file
	Transaction Detail Line Count	Number(6)	sum of detail lines	Sum of the detail lines within a transaction

Record Name	Field Name	Field Type	Default Value	Description
FTAIL	File Type Record Descriptor	Char(5)	FTAIL	Identifies file record type
	File Line Sequence	Number(10)		Line number of the current file

Transfers, Allocation, and RTV Batch

Overview

Transfers

A transfer is a movement of stock on hand from one stockholding location within the company to another. The following types of transfers are used in RMS:

- Administrative: Stock is transferred for administrative purposes rather than merchandising.
- Book transfer: Stock is transferred between two virtual warehouses within the same physical warehouse. The transfer is created, approved, and closed in one step. No shipment records are created. This option is available in a multi-channel environment.
- Combined transfer: The system automatically combines store requisition and cross-dock PO transfers that have the same origin and destination locations into one transfer. The store requisition and cross-dock PO transfers are deleted after they are merged into the combined transfer.
- Confirmation: The details of the transfer are entered after the transfer has already occurred.
- Cross-dock PO: A transfer is created automatically when stock is received with the following characteristics: the items are part of a purchase order that is already allocated, cross-docked, and not pre-marked.
- Customer order: Stock is reserved for a customer. The stock may be shipped to the customer's address or held for pickup by the customer.
- Intercompany: Stock is transferred between two transfer entities. The transfer may have three locations associated with it: an origin location, a finishing location, and a destination location, or two locations associated with it: an origin location and a destination location. The finishing location on an intercompany transfer with finishing must have the same transfer entity as either the origin location or the destination location.
- Manual requisition: A manual requisition is used as a general purpose transfer when no other type of transfer is applicable. An example might be a store to store transfer.
- Non-salable book transfer: Stock that is marked as non-salable is moved from one virtual warehouse's unavailable inventory area to another virtual warehouse's unavailable inventory area within the same physical warehouse. The transfer is created, approved, and closed in one step. No shipment records are created. This option is available in a multi-channel environment.
- Non-salable merchandise: Stock that is marked as non-salable is moved from one unavailable inventory area to another, such as to a repair center.
- PO-linked transfer: When not enough stock is available at a warehouse in order to fill a store order, the transfer is linked to a purchase order that was created in order to satisfy the remaining need. The transfer is created automatically by the system.
- Reallocation transfer: A reallocation transfer allows a retailer to ship across legal entities without restriction. For example, it allows a retailer to move stock from stores to warehouses, so that warehouses can reallocate that stock.

- Return to vendor: Stock that is marked as a return to vendor is transferred to a consolidation location.
- Store requisition: Stock is transferred based on replenishment needs. The transfer is created automatically by the system.

Store requisition, cross-dock PO, PO-linked, and combined transfers are created automatically. All other types of transfers are created manually for a variety of purposes.

If you have access to a warehouse management system (WMS) such as Oracle Retail Warehouse Management System (RWMS), transfer, shipment, and receipt details can be transmitted between the two systems.

Returns to Vendor (RTVs)

A return to vendor (RTV) order is used to send merchandise back to the supplier. One or more items may be included on the RTV order, but only one supplier and location can be entered.

RTV orders may be received from an external system, such as RWMS. The items on these RTV orders are already shipped, so their status in RMS is 'Shipped'.

RTVs are created by using the last receipt cost. If the last receipt cost cannot be found, then the Weighted Average Cost (WAC) is used. The last receipt cost is the cost of an item the last time a retailer purchased it from a supplier.

Mass Return Transfers (MRT)

Return transfers are transfers from stores to warehouses. Generally, return transfers are made for one of the two following reasons:

- to redistribute merchandise from one store to other locations
- to return merchandise to the vendor

Mass return transfers (MRTs) from several locations to single warehouses are similar to item allocations. However, where an item allocation distributes items from one warehouse to many stores, an MRT returns items from several locations to one warehouse. After the items are returned to the warehouse, the retailer can return them to the supplier.

This automates the process of manual creation of:

- Transferring stock from multiple locations to one receiving warehouse
- Associating RTVs
- Facilitating the management of all related transfers and RTVs through one dialog

Wholesale and Franchise

The tsfprg batch program is impacted if you are using wholesale and franchise functionality. While a retailer likely will not notice a difference in terms of executing the batch, being aware of this interaction may help diagnose a problem if a batch fails to process. For additional information on wholesale and franchise, see the Wholesale/Franchise Batch chapter.

Legal Entities

The tsfprg batch program is impacted if you are specifying legal entities.

RMS truly reflects an importing process that is typical to a retailer's import business practices.

A global retailer that conducts an importing process within their business typically does so for legal or taxation reasons. For example, a company in Mexico has to comply with a government regulation mandating the need to provide "First Hand Sale" information to the end customer. First hand sale is referred to as any transaction between the direct importer of goods and the end customer. By setting up an importer entity within the company, a company in Mexico is able to comply with the regulation by sourcing the goods through the importer entity before transferring it to the store and warehouse locations.

RMS reflects a retailer's import business practices in the following ways:

- Recognizes an importer or exporter in the system operating in different entities as the retailer's regular retail store or warehouse.
- Allows purchase orders to stores and warehouses to flow through the importer or exporter.
- Handles shipments and receipts at the importer/exporter level.

Batch Design Summary

The following batch designs are included in this functional area:

- DISTROPCPUB.PC (Distro Price Change Publish)
- DOCCLOSE.PC (Document Close)
- MRT.PC (Mass Transfer Creation)
- MRTPRG (Mass Return Transfer Purge)
- MRTRTV.PC (Mass RTV Creation)
- MRTUPD.PC (Mass Return Update)
- RTVPRG (Return to Vendor Purge)
- TSFCLOSE.PC (Transfer Close)
- TSFPRG.PC (Transfer Purge)

distropcpub (Distro Price Change Publish)

Functional Area

Pricing/Transfers/Allocations

Module Affected

DISTROPCPUB.PC

Design Overview

The DISTROPCPUB.PC program stores get price change information for any allocations and transfers and write the information to the corresponding queue table. This program stores ensure that Oracle Retail Warehouse Management has access to any item/location unit retail information that is changed after an allocation or transfer is published.

This program stores loop through the PRICE_HIST table, selecting records whose unit retail stores change for vdate+1, and transaction type is in 4 (single unit retail was changed) or 11(single unit retail and multi-unit retail were changed). It stores then search for allocations and transfers with matching item/locations. When a match is found, depending on the distro type, the program calls allocation or transfer publishing logic to insert the data into the allocation or transfer queue table, so that the RIB can publish the change to the warehouse system.

Scheduling Constraints

Schedule Information	Description
Processing Cycle	Phase 3 – Daily
Scheduling Considerations	This program should run after RPM price event execution batch process.
Pre-Processing	N/A
Post-Processing	N/A
Threading Scheme	Multithreading based on store.

Restart/Recovery

The logical unit of work is store. The driving cursor retrieves all item/locations that have price changes in effect from the next day. It also gets all of the component items of the non-sellable packs that have price changes.

Locking Strategy

N/A

Security Considerations

N/A

Performance Considerations

N/A

Key Tables Affected

Table	Select	Insert	Update	Delete
PERIOD	Yes	No	No	No
PRICE_HIST	Yes	No	No	No
V_RESTART_STORE	Yes	No	No	No
V_PACKSKU_QTY	Yes	No	No	No
ITEM_MASTER	Yes	No	No	No
ALLOC_HEADER	Yes	No	No	No
ALLOC_DETAIL	Yes	No	No	No
TSFHEAD	Yes	No	No	No
TSFDETAIL	Yes	No	No	No
ORDHEAD_REV	Yes	No	No	No

Table	Select	Insert	Update	Delete
ORDHEAD	Yes	No	No	No
ALLOC_MFQUEUE	No	Yes	No	No
TSF_MFQUEUE	No	Yes	No	No

Shared Modules

N/A

docclose (Document Close)**Functional Area**

Appointments

Module Affected

DOCCLOSE.PC

Design Overview

This program is used to close un-appointed receipts (POs, transfers or allocations). These receipts do not have an associated appointment record within RMS (and therefore cannot be closed via appointment processing).

Un-appointed receipts are recorded on the DOC_CLOSE_QUEUE table. This batch program stores retrieve unique documents from the the table and use existing functions to attempt closure for each. all entries for any closed document stores then be deleted from the table.

Scheduling Constraints

Schedule Information	Description
Processing Cycle	Ad hoc (daily)
Scheduling Considerations	N/A
Pre-Processing	N/A
Post-Processing	N/A
Threading Scheme	N/A

Restart/Recovery

The logical unit of work is a unique doc and doc_type combination. The program is restartable on the doc number.

Locking Strategy

N/A

Security Considerations

N/A

Performance Considerations

N/A

Key Tables Affected

Table	Select	Insert	Update	Delete
DOC_CLOSE_QUEUE	Yes	No	No	Yes
ORDHEAD	No	No	Yes	No
DEAL_CALC_QUEUE	No	No	No	Yes
ITEM_LOC_SOH	No	No	Yes	No
TSFHEAD	No	No	Yes	No
ALLOC_HEADER	No	No	Yes	No

Shared Modules

N/A

I/O Specification

N/A

mrt (Mass Return Transfer)**Functional Area**

Return to vendor.

Module Affected

MRT.PC

Design Overview

The MRT.PC batch program creates individual transfers for each from location for all approved Mass Return Transfers created using the MRT form. Transfers that are generated will have a default status of 'A' (Approved). However for MRTs with a Quantity Type of "Manual", if the SOH at the sending location is lower than the requested quantity the status will be set to 'I' (Input). In addition, if the MRT is in approved status but the NOT_AFTER_DATE is earlier than or equal to the vdate, the status of the associated transfers will also be set to 'I' (Input).

Scheduling Constraints

Schedule Information	Description
Processing Cycle	Phase 2
Scheduling Considerations	This batch should be scheduled to run before MRTUPD and MRTRTV, and before any other transfer-related batches.
Pre-Processing	N/A
Post-Processing	N/A
Threading Scheme	Threaded by warehouse

Restart/Recovery

The logical unit of work is a from location/to location combination. Multiple items comprise a LUW. This represents a transfer of multiple items from a location (store or warehouse) to a warehouse. Restart/recovery is based on from location/to location as well.

The batch program uses the v_restart_all_locations view to thread processing by warehouse (to location)

Locking Strategy

N/A

Security Considerations

N/A

Performance Considerations

N/A

Key Tables Affected

Table	Select	Insert	Update	Delete
MRT	Yes	No	Yes	No
MRT_ITEM	Yes	No	No	No
MRT_ITEM_LOC	Yes	No	Yes	No
ITEM_SUPP_COUNTRY	Yes	No	No	No
ITEM_LOC	Yes	No	No	No
ITEM_MASTER	Yes	No	No	No
ITEM_LOC_SOH	Yes	No	Yes	No
TSFDETAIL	Yes	Yes	Yes	No
TSFHEAD	No	Yes	Yes	No
TSF_ITEM_COST	No	Yes	No	No
TRAN_DATA	No	Yes	No	No
INV_STATUS_QTY	Yes	Yes	Yes	Yes
PERIOD	Yes	No	No	No
SYSTEM_OPTIONS	Yes	No	No	No

I/O Specification

N/A

mrtprg (Mass Return Transfer Purge)**Functional Area**

Return to vendor.

Module Affected

MRTPRG.PC

Design Overview

The purpose of this module is to purge mass return transfer (MRT) records, and their associated transfers and RTVs.

Only MRTs with a status of closed where the close date plus the `tsf_mrt_retention_days` value specified on `SYSTEM_OPTIONS` is earlier than tomorrow's date are processed. The MRT records must have transfer records with a status of closed or deleted.

Scheduling Constraints

Schedule Information	Description
Processing Cycle	AD HOC
Scheduling Considerations	This program should run daily.
Pre-Processing	N/A
Post-Processing	N/A
Threading Scheme	Threaded by warehouse.

Restart/Recovery

The logical unit of work for this batch program is a warehouse location. The program is multithreaded using `v_restart_all_locations` view.

Locking Strategy

The following tables are locked by the package `INVC_SQL` for update:

- `INVC_DETAIL`
- `INVC_NON_MERCH`
- `INVC_MERCH_VAT`
- `INVC_DETAIL_VAT`
- `INVC_MATCH_QUEUE`
- `INVC_HEAD`
- `INVC_DISCOUNT`
- `INVC_TOLERANCE`
- `ORDLOC_INVC_COST`
- `INVC_MATCH_WKSHT`
- `INVC_XREF`

The following tables are locked by the program directly for update:

- `MRT_ITEM_LOC`
- `MRT_ITEM`
- `MRT`

Security Considerations

N/A

Performance Considerations

N/A

Key Tables Affected

Table	Select	Insert	Update	Delete
PERIOD	Yes	No	No	No
SYSTEM_OPTIONS	Yes	No	No	No
TSFHEAD	Yes	No	No	Yes
TSFDETAIL	No	No	No	Yes
SHIPMENT	No	No	No	Yes
SHIPSKU	Yes	No	No	Yes
ORDCUST	Yes	No	No	Yes
SHIPITEM_INV_FLOW	No	No	No	Yes
CARTON	No	No	No	Yes
APPT_HEAD	Yes	No	No	Yes
APPT_DETAIL	Yes	No	No	Yes
DOC_CLOSE_QUEUE	No	No	No	Yes
INVC_HEAD	Yes	No	No	Yes
INVC_DETAIL	Yes	No	No	Yes
INVC_DETAIL_VAT	Yes	No	No	Yes
INVC_NON_MERCH	Yes	No	No	Yes
INVC_MERCH_VAT	Yes	No	No	Yes
INVC_DISCOUNT	Yes	No	No	Yes
INVC_TOLERANCE	Yes	No	No	Yes
INVC_MATCH_QUEUE	Yes	No	No	Yes
INVC_MATCH_WKSHT	Yes	No	No	Yes
INVC_XREF	Yes	No	No	Yes
ORDLOC_INV_COST	Yes	No	Yes	No
MRT	Yes	No	No	Yes
MRT_ITEM	Yes	No	No	Yes
MRT_ITEM_LOC	Yes	No	No	Yes
RTV_HEAD	Yes	No	No	Yes
RTV_DETAIL	No	No	No	Yes
TSFDETAIL_CHRG	No	No	No	Yes
TSF_WO_DETAIL	No	No	No	Yes
TSF_WO_HEAD	No	No	No	Yes
TSF_XFORM_DETAIL	No	No	No	Yes
TSF_XFORM	No	No	No	Yes
TSF_PACKING_DETAIL	No	No	No	Yes
TSF_PACKING	No	No	No	Yes

Table	Select	Insert	Update	Delete
TSF_ITEM_WO_COST	No	No	No	Yes
TSF_ITEM_COST	No	No	No	Yes
TSFITEM_INV_FLOW	No	No	No	Yes

I/O Specification

N/A

mrtrtv (Mass Return to Vendor Creation)**Functional Area**

Transfers & Returns to Vendor

Module Affected

MRTRTV.PC

Design Overview

This batch program creates RTVs for mass return transfers that require an RTV to be created automatically. This program creates RTVs for MRTs that have an `rtv_create_date` earlier than or equal to the current date. It reads data from the `mrt` tables and constructs `RTV_HEAD` and `RTV_DETAIL` information. The program then sets the status of all processed MRTs to 'R' in the `MRT` table.

Scheduling Constraints

Schedule Information	Description
Processing Cycle	Phase 2 (Daily)
Scheduling Considerations	Before <code>mrtupd</code> and after <code>mrt</code>
Pre-Processing	N/A
Post-Processing	N/A
Threading Scheme	Threaded by warehouse

Restart/Recovery

The logical unit of work for this program is set at the warehouse level. Threading is done by store using the `v_restart_all_locations` view.

Locking Strategy

N/A

Security Considerations

N/A

Performance Considerations

N/A

Key Tables Affected

Table	Select	Insert	Update	Delete
PERIOD	Yes	No	No	No
MRT	Yes	No	Yes	No
MRT_ITEM	Yes	No	No	No
MRT_ITEM_LOC	Yes	No	No	No
SUPS	Yes	No	No	No
RTV_HEAD	No	Yes	Yes	No
RTV_DETAIL	No	Yes	No	No
ADDR	Yes	No	No	No

I/O Specification

N/A

mrtupd (Mass Return Transfer Update)**Functional Area**

Transfers & Returns to Vendor

Module Affected

MRTUPD.PC

Design Overview

This program updates the status of MRTs and their associated transfers.

Scheduling Constraints

Schedule Information	Description
Processing Cycle	Phase 2
Scheduling Considerations	Run after mrtrtv.pc
Pre-Processing	N/A
Post-Processing	N/A
Threading Scheme	Threaded by warehouse

Restart/Recovery

The logical unit of work for this program is wh. This program is multithreaded using the v_restart_all_locations view.

Locking Strategy

N/A

Security Considerations

N/A

Performance Considerations

N/A

Key Tables Affected

Table	Select	Insert	Update	Delete
PERIOD	Yes	No	No	No
MRT	Yes	No	Yes	No
TSFHEAD	Yes	No	Yes	No
SHIPSKU	Yes	No	No	No
TSFDETAIL	Yes	No	No	No
ITEM_MASTER	Yes	No	No	No
ITEM_LOC	Yes	No	No	No
ITEM_LOC_SOH	Yes	No	Yes	No
V_PACKSKU_QTY	Yes	No	No	No

I/O Specification

N/A

rtvprg (Return to Vendor Purge)**Functional Area**

RTV

Module Affected

RTVPRG.PC

Design Overview

This batch program purges outdated RTV transactions from RMS. RTV transactions that have been completely shipped or cancelled or those for which the completion date exceeds the RTV retention period will be purged. RTV's with a debit memo not in 'P'osted status (present in INVC_HEAD) are not purged. The RTV retention period is maintained as a system level variable in the unit_options table.

Scheduling Constraints

Schedule Information	Description
Processing Cycle	AD HOC (monthly)
Scheduling Considerations	N/A
Pre-Processing	N/A
Post-Processing	N/A
Threading Scheme	N/A

Restart/Recovery

No restart recovery logic.

Locking Strategy

N/A

Security Considerations

N/A

Performance Considerations

N/A

Key Tables Affected

Table	Select	Insert	Update	Delete
RTV_HEAD	No	No	No	Yes
RTV_DETAIL	No	No	No	Yes
INVC_HEAD	Yes	No	No	Yes
INVC_DETAIL	No	No	No	Yes
INVC_NON_MERCH	Yes	No	No	Yes
INVC_MERCH_VAT	Yes	No	No	Yes
INVC_DETAIL_VAT	Yes	No	No	Yes
INVC_MATCH_QUEUE	Yes	No	No	Yes
INVC_DISCOUNT	Yes	No	No	Yes
INVC_TOLERANCE	Yes	No	No	Yes
ORDLOC_INVC_COST	Yes	No	Yes	No
INVC_MATCH_WKSHT	Yes	No	No	Yes
INVC_XREF	Yes	No	No	Yes
RTVITEM_INV_FLOW	No	No	No	Yes

I/O Specification

N/A

tsfclose (Transfer Close)**Functional Area**

Transfer

Module Affected

TSFCLOSE.PC

Design Overview

This is a new ad hoc batch program that closes unshipped or partially shipped transfers based on system_level parameters. A new field tsf_close_overdue has been added to the system_options table and the processing occur if this new column is 'Y', otherwise no further processing happens.

Scheduling Constraints

Schedule Information	Description
Processing Cycle	Ad Hoc
Scheduling Considerations	N/A
Pre-Processing	N/A
Post-Processing	N/A
Threading Scheme	Multithreading based on Transfer number

Restart/Recovery

The logical unit of work for this module is defined as a unique tsf_no/item combination. The v_restart_transfer view is used for threading. This batch program uses table-based restart/recovery. The commit happens in the database when the commit_max_ctr is reached.

Locking Strategy

The records, which need to be updated in ITEM_LOC_SOH, TSFDEAIL, TSFHEAD, ALLOC_HEADER tables, are locked before its updation.

Security Considerations

N/A

Performance Considerations

N/A

Key Tables Affected

Table	Select	Insert	Update	Delete
SYSTEM_OPTIONS	Yes	No	No	No
UNIT_OPTIONS	Yes	No	No	No
TSFHEAD	Yes	No	Yes	No
TSFDETAIL	Yes	No	Yes	No
ALLOC_HEADER	Yes	No	Yes	No
ITEM_MASTER	Yes	No	No	No
V_PACKSKU_QTY	Yes	No	No	No
ITEM_LOC_SOH	Yes	No	Yes	No

I/O Specification

N/A

tsfprg (Transfer Purge)

Functional Area

Transfers

Module Affected

TSFPRG.PC

Design Overview

This module purges closed or deleted transfers after a set number of days. The number of days to retain closed and deleted transfers is set in the SYSTEM_OPTIONS table. If a transfer has allocations associated to it, all these allocations and associated tier records must be closed first before the transfer records can be purged. This batch program does not process Mass Return Transfers (MRT), Inter-Company Book Transfers (ICB) and Wholesale/Franchise transfers (WO, FO, WR and FR). Purging of MRT and Wholesale/Franchise records are done by mrtprg.pc and wfordprg.pc respectively.

Scheduling Constraints

Schedule Information	Description
Processing Cycle	AD-HOC (daily)
Scheduling Considerations	N/A
Pre-Processing	N/A
Post-Processing	N/A
Threading Scheme	Threaded by transfer number

Restart/Recovery

This batch program is multithreaded using the v_restart_transfer view. The logical unit of work is a transfer number. This batch program commits to the database for every commit_max_ctr number of transfers processed.

Locking Strategy

N/A

Security Considerations

N/A

Performance Considerations

N/A

Key Tables Affected

Table	Select	Insert	Update	Delete
PERIOD	Yes	No	No	No
SYSTEM_OPTIONS	Yes	No	No	No
TSFHEAD	Yes	No	No	Yes

Table	Select	Insert	Update	Delete
TSFDETAIL	No	No	No	Yes
TSFDETAIL_CHRG	No	No	No	Yes
TSF_WO_HEAD	No	No	No	Yes
TSF_WO_DETAIL	No	No	No	Yes
TSF_XFORM	No	No	No	Yes
TSF_XFORM_DETAIL	No	No	No	Yes
TSF_PACKING	No	No	No	Yes
TSF_PACKING_DETAIL	No	No	No	Yes
TSF_ITEM_WO_COST	No	No	No	Yes
TSF_ITEM_COST	No	No	No	Yes
ALLOC_HEADER	Yes	No	No	Yes
ALLOC_CHRG	No	No	No	Yes
ALLOC_DETAIL	No	No	No	Yes
SHIPSKU	Yes	No	No	Yes
SHIPMENT	No	No	No	Yes
CARTON	No	No	No	Yes
SHIPITEM_INV_FLOW	No	No	No	Yes
APPT_HEAD	Yes	No	No	Yes
APPT_DETAIL	Yes	No	No	Yes
DOC_CLOSE_QUEUE	No	No	No	Yes
ORDCUST	No	No	No	Yes
TSFITEM_INV_FLOW	No	No	No	Yes

I/O Specification

N/A

Value Added Tax (VAT) Maintenance Batch

Overview

Value-added tax (VAT) functionality is optional in RMS. In several countries, value added taxes must be considered when determining the monetary value of items. VAT amounts appear in several modules of the system, such as purchase orders, pricing, contracts, stock ledger, and invoice matching. This overview describes the RMS system settings that impact VAT, along with the batch module VATDLXPL.PC that associates items with a given VAT region and VAT code.

Value added tax rates are identified by VAT code. When VAT codes are associated with a VAT region, they are assigned a VAT type. The VAT type indicates that the tax rate is used in one of the following types of calculations:

- Cost: The tax rate is applied to purchase transactions.
- Retail: The tax rate is applied to sales transactions.
- Both: The tax rate is applied to purchase and sales transactions.

Value added taxes are reflected in the stock ledger when 1) the retail method of accounting is used and 2) the system is set up to include VAT in retail calculations.

A number of the system settings in RMS, which are described beginning in the next section, indicate how you wish to implement VAT.

System Level VAT

The `vat_ind` column on the `SYSTEM_OPTIONS` table is the primary means to initiate VAT in RMS. If the value in this column is 'Y', then RMS stores include VAT in the system.

System Class Level VAT

The `class_level_vat_ind` column on the `SYSTEM_OPTIONS` table allows you to include or exclude VAT at the class level of the merchandise hierarchy. A value of 'Y' in this column allows you to manage VAT inclusion or exclusion from retail at the class level. A value of 'N' means that VAT is included in the retail price in RMS and in the point-of-sale (POS) download for all classes. The POS upload process is controlled by the store VAT indicator, which is described later in this overview.

Department VAT

The department table (DEPS) holds the `dept_vat_incl_ind` column that is used to enable or disable VAT in retail prices for all classes in the department. This indicator is used only to default to the class level indicator when classes are initially set up for the department and is only available when the system level class VAT option is on. When VAT is turned on in the system and not defined at the class level, this field defaults to 'Y'. When VAT is turned off in the system, this field defaults to 'N'.

Class VAT

The `class_vat_ind` column on the `CLASS` table determines if retail is displayed and held with or without VAT. The default setting is inherited from the class's department. You can edit the value in this column only when VAT is turned on in the system and defined at the class level.

If the value in this column is 'Y', VAT is included in the retail price for all items in that class. Both point-of-sale (POS) download (`POSDNLD.PC`) and POS upload (`POSUPLD.PC`) stores include VAT in the retail price.

If the value in this column is 'N', VAT is excluded from POS download (`POSDNLD.PC`) and POS upload (`POSUPLD.PC`) of retail prices for the entire class.

Instructions that are sent to allow the POS to add VAT are contained in these columns on the `POS_MODS` table:

- `Vat_code` – code for the VAT rate
- `Vat_rate` – the actual rate referenced by the VAT code
- `Class_vat_ind`

Store VAT Indicator

If the value in the `class_level_vat_ind` column on the `SYSTEM_OPTIONS` table is 'N', you can still choose VAT settings for a store. The `vat_include_ind` column on the `STORE` table allows you to include or exclude VAT at the store for POS upload only.

If the value in this column is 'Y', VAT stores always be included in the retail price in the POS upload process. If the value in this column is 'N', VAT stores always be excluded from POS uploaded prices.

Send VAT Rate to POS

VAT rates are sent through the POS to the store and are contained in these columns on the `POS_MODS` table:

- `Vat_code` – code for the VAT rate
- `Vat_rate` – the actual rate referenced by the VAT code
- `Class_vat_ind`

Special Note: Retail Method Stock Ledger and VAT

If the stock ledger for a department is set to use the retail method of accounting, an additional setting is required to ensure that VAT is, or is not, included in retail values. If the value in the `STKLDGR_VAT_INCL_RETL_IND` column (`SYSTEM_OPTIONS` table) is 'Y', all retail values for that department in the stock ledger (sales retail, purchase retail, gross margin, and so on) are VAT inclusive. 'N' indicates that VAT is excluded from retail values.

Wholesale and Franchise

The `vatdxpl` batch program is impacted if you are using wholesale and franchise functionality. While a retailer likely will not notice a difference in terms of executing the batch, being aware of this interaction may help diagnose a problem if a batch fails to process. For additional information on wholesale and franchise, see the Wholesale/Franchise Batch chapter.

Batch Design Summary

The following batch design is included in this functional area:

- VATDLXPL.PC (VAT Download Explode)

vatdlxpl (VAT Download Explode)

Functional Area

Value added tax (VAT) maintenance

Module Affected

VATDLXPL.PC

Design Overview

This batch program updates VAT information for each item associated with a given VAT region and VAT code.

Scheduling Constraints

Schedule Information	Description
Processing Cycle	Phase 0 (daily)
Scheduling Considerations	Run as Needed
Pre-Processing	N/A
Post-Processing	Run prepost vatdlxpl post program.
Threading Scheme	N/A

Restart/Recovery

This batch program does intermittent commits to the database for every pi_commit_max_ctr number of rows.

Locking Strategy

N/A

Security Considerations

N/A

Performance Considerations

N/A

Key Tables Affected

Table	Select	Insert	Update	Delete
PERIOD	Yes	No	No	No
SYSTEM_OPTIONS	Yes	No	No	No
VAT_CODE_RATES	Yes	No	No	No
POS_MODS	No	Yes	No	No

Table	Select	Insert	Update	Delete
VAT_ITEM	Yes	Yes	Yes	No
ITEM_LOC	Yes	No	No	No
ITEM_MASTER	Yes	No	No	No
STORE	Yes	No	No	No
CLASS	Yes	No	No	No

I/O Specification

N/A

Wholesale/Franchise Batch

Overview

In order to support wholesale and franchise functionality in RMS, wholesale and franchise locations are modeled as stores in RMS. RMS supports three types of stores; wholesale ('W'), franchise ('F'), and company ('C'). RMS uses the store type attribute in order to distinguish these stores.

Wholesale and franchise stores are non-stockholding and are not added to the stockledger. When wholesale or franchise transactions are booked in RMS they are booked against the warehouse involved in the transaction.

Wholesale and franchise stores require two additional levels in the organizational hierarchy; customer and customer group. Customer sits above store in the organizational hierarchy and customer group sits above customer. Therefore, a retailer could have multiple wholesale or franchise stores for a customer (customers need to be defined as wholesale or franchise and the stores they contain can only be of that type) and can have multiple customers (wholesale or franchise) defined for a customer group. All stores still need to belong to a district (which in turn belongs to a region and so on), however wholesale and franchise stores also need to have a customer defined for them.

The customer entity provides RMS with a way to define customer level attributes for a group of wholesale or franchise stores. There is one attribute defined at the customer level for RMS – credit. This indicator is used in the wholesale/franchise order approval process. If a customer has good credit, the order can be approved. If they do not have good credit, the order cannot be approved.

Wholesale and franchise functionality can be enabled in RMS via the system options dialogue. If the wholesale/franchise indicator is checked, all wholesale/franchise functionality is enabled in RMS. If the indicator is not checked, wholesale/franchise functionality is not available to the user.

Costing

Wholesale/Franchise costing is the process of determining how much a client charges a wholesale or franchise partner for a particular item. The costs for wholesale/franchise item/locations are maintained on the future cost table in RMS.

The following factors contribute to determining the final price of a wholesale/franchise item/location:

- Retailer Cost
- Deal Passthrough
- Estimated Landed Costs (ELC)
- Cost Template
- VAT

When determining the wholesale/franchise cost for an item/WF location the system starts with the base cost (on FUTURE_COST) for the item at the source warehouse (on ITEM_LOC) for the WF store. The system then uses this cost to 'build up' to the final customer cost.

The system then checks to see if the source warehouse has any deal passthrough percents that should be passed from the source warehouse to the WF store that the item is being

priced for. Deal passthroughs allow RMS to pass on a percentage of deal savings from one location to another. For example, if a client has a source warehouse (1000) and a WF store (2000) serviced by it, they could setup a deal passthrough of 50%. In this case if warehouse 1000 realized a deal value of \$10 for an item the WF store would have \$5 (.50 * \$10) of the deal “passed on” to it. The system takes the base cost for the source warehouse and subtracts the savings resulting from a deal passthrough.

The system then layers the Estimated Landed Costs (ELC) that applies to the item/WF location. ELC is only applied when ELC is on in the system (SYSTEM_OPTIONS.ELC_IND = 'Y') and ELC should be included in WF store cost calculations (SYSTEM_OPTIONS.ELC_INCLUSIVE_IND_WF_STORE).

The system then layers on the applicable cost template to the item/WF store. Cost templates provide a client with a way to define a cost structure for items. These templates can consist of a margin percentage, upcharges, or both. The templates also have a calculation method associated to them which can be defined as upcharges first or margin first.

The margin % is simply a number representing the margin that the retailer wants to achieve on the item. For example, if a user specifies a margin of 50% and it was being applied to an item with a starting cost of \$10, the cost of the item after the margin is applied would be \$15.

The upcharges are added from a list of upcharges that are maintained on the landed costs table (elc_comp). There are two types of upcharges that can be created; specific or value. A specific upcharge is an upcharge that is for a defined monetary amount per UOM. An example of a specific upcharge would be \$1 per each. A value upcharge is an upcharge that is determined as a percent of the items cost before the upcharge is applied. An example of a value upcharge would be 10% on an item with a starting cost of \$10; in this case the upcharge would be \$1. A retailer is only able to add wholesale upcharges to cost templates. These upcharges must be defined prior to creating the template.

When the cost template is finally applied, the system uses the following calculation method to determine the cost.

- Upcharges First – When this method is selected the system takes the item cost (after deal passthroughs and ELC have been accounted for) and apply all applicable upcharges. It then layers on the margin percentage to the upcharge inclusive cost. It is important to note when upcharges are applied they are all applied based on the items dealpassthrough and ELC inclusive cost rather than using a cascading model where an upcharge is applied and the next upcharge is applied based on the new cost.
- Margin First – When this method is selected the system takes the item cost (after deal passthroughs and ELC have been accounted for) and adds the margin percentage to it. It then applies all upcharges to the margin inclusive cost.

Cost templates are associated to items via the new cost relationship dialogue. This dialogue allows the client to associate a template to a specific merchandise and organizational hierarchy association for a specific timeframe. For example, a client could associate a template to a department/location list for March 1st through June 1st. The system only allows one template to be defined per item/location/timeframe to prevent overlaps.

Once the cost template has been applied, the system adds VAT into the cost. In order for VAT to be added to the cost VAT must be on in the system (SYSTEM_OPTIONS.VAT_IND = 'Y') and it should be included in retail values (SYSTEM_OPTIONS.STKLDGR_VAT_INCL_RETL_IND = 'Y').

When the calculation is complete the final cost value is written to the future cost table for the item/WF store.

Ordering and Returns

Wholesale and franchise ordering is the movement of product from a client to a wholesale/franchise partner (a WF oOrder) and movement of product from a wholesale/franchise partner back to the client (a WF return).

Regardless of whether a client is performing a WF order or WF return the actual movement of the product between these entities is managed via transfer(s). The user interacts with this movement of inventory via a WF order and WF return frontend, but behind the scenes the system is creating, modifying, and deleting transfers to accomplish the physical movement of this inventory and book the necessary stockledger transactions.

Wholesale and Franchise Orders

WF orders must be made on a customer by customer basis. This means that all WF locations that the order is bound for must belong to the same customer (an order cannot be bound to multiple customers). Header level information for an order is very basic, it consists of:

- WF Order ID – A unique system generated number to identify the order.
- Order Type – This identifies how the order was created (manually, electronically, and so on).
- Customer Order Ref No – An optional identification that can be provided by a WF partner for their own tracking purposes.
- Order Currency – Orders must be in the same currency and all locations on the order must be the same currency as the order.
- Status – The status of the order. WF orders start in Input status. They can also have the following statuses:
 - Approved – Used for Approved WF orders that have not had any product shipped against them yet.
 - In Progress – Used for Approved WF orders that have had at least one shipment against them.
 - Deleted – Used for WF orders that have been marked for deletion.
 - Closed – Used for WF orders that have had all of the requested product shipped against them, or for WF orders where the vdate is past the latest not after date, or for WF orders that were cancelled and then closed by the WF order close batch.
 - Cancelled – Used for WF orders where the user elected to cancel the entire order.

Detail information on WF orders contains a large amount of information and serves as the basis for all of the transfer(s) that are ultimately created against the WF order to move the product. For each record added to a WF order the following information must be specified:

- Item – The user can add items by item list, item parent, transaction level item, or reference item.
 - When the user is adding an item list, all items in the list should be mapped to their transaction level component items and those items are only added to the WF order if they are approved and ranged to the WF store and the source warehouse.
 - When the user is adding an item parent, all transaction level items for the parent that are ranged to the WF store and source warehouse are added the WF order.
 - When the user is adding a reference item to a WF order it is mapped to its transaction level parent item before being added to the order.

- Source WH – This field allows the user to specify what warehouse the product is sent from. This field is only editable based on a system option and is defaulted to the source warehouse specified on the ITEM_LOC table.
- Customer Location – This field allows the user to specify the WF store that product is sent to.
- Unit of Order – This field allows the user to specify what amounts they want to order in. Options are standard UOM, inners, cases, or pallets. The system converts all quantities to the standard UOM before applying them to the order.
- Requested Quantity – This field allows the user to specify how much product they want to order (in the unit of order specified).
- Cancel Reason – This field is only used when the user is editing an order that is in Approved or In Progress status. It is enabled when the user changes the requested quantity to 0 (which indicates the user is cancelling the item from the order).
- Need Date – This field allows the user to specify when the WF partner wants the product by.
- Not After Date – This field allows the user to specify the latest a WF partner accepts the product by.

When the user is trying to add an item parent or item list to a WF order they are taken to a distribution dialogue that shows the user all valid transaction level items against the item parent or item list. Valid items are items that are ranged to the source warehouse and customer location and are in Approved status. The distribution dialogue allows the user to dictate how much of each valid transaction level item should be ordered before adding the items to the order.

When a user applies an item (or items if they are using an item parent or item list) to a wholesale/franchise order the system validates that the item is ranged to the source warehouse and customer location. It also validates if there is sufficient product available at the source warehouse to satisfy the order via a transfer. If there is not, the system validates that the item is set up for store order replenishment at the WF store. If the product is not, the item cannot be added as it would not be able to be put on back order with the supplier. If the product is, the system validates that the item can be delivered to the WF store by the not after date on the order. This validation is based on the total store leadtime for the WF store to account for the time it takes to get product from the supplier to the store. Assuming all of this information is valid the item is added to the order.

When a user approves a WF order the system goes through a number of approval checks (which are documented in the WF ordering TCD) to verify the information on the order. Assuming this information is valid the system then creates transfers and store orders in RMS to satisfy all item requests on the WF order.

- Transfers – Transfers are created on a WF order when the order is approved and the source warehouse has quantity available to fulfill some or all of the requested quantity and the quantity is being requested within the system defined order window. The best way to look at each detail record on a WF order is as a denormalized transfer in RMS. For each unique customer location/source warehouse/need date combination on the WF order a different transfer is created. Each detail record that shares the same customer location, source warehouse, and need date has its items placed on the same transfer. These transfers are associated to the WF order via the TSFHEAD.EXT_REF_NO field which is populated with the WF order ID.
- Store Orders – Store orders are created on a WF order when the order is approved and the source warehouse has some or no quantity available to fulfill the requested quantity or the quantity is being requested outside the system defined order

window. If an item/location is set up for store order, warehouse crosslinked replenishment, store orders are created when warehouse quantity is not available. The store orders should be thought of as back orders. Ultimately the RMS replenishment process picks up these store orders and generates an RMS purchase order from the supplier to the source WH and a PO linked transfer from the source WH to the WF store. This transfer is still associated to the WF order.

The transfers that result from the WF ordering process have their own transfer type (wholesale order [WO] and franchise order [FO] respectively) and cannot be edited by going through the TSF dialogue. All interaction with these transfers is managed via the WF ordering front end, whether it be creating them, modifying them, or deleting them. This ensures that the WF order remains in sync with the transfers that were created to fulfill it.

Once the transfers are created either RMS or RWMS (depending on whether RMS is configured for SE or not) can be used to ship the transfers. In other words, the existing shipping processes still apply to WF transfers just like they would any other transfer.

One important distinction to note with WF transfers is that once a WF order is shipped, there is no receipt message to confirm receipt of the product at the WF store and how much product was received. As a result when a WF transfer is shipped it is assumed in RMS that all product shipped was successfully received at the WF store and all stock ledger information is booked based on this assumption. An example would be a WF transfer where a user shipped 100 units of item A. RMS assumes that the WF store item A was bound for successfully received all 100 units and updates the RMS stock ledger based on those 100 units.

Wholesale and Franchise Returns

WF returns, unlike WF orders, must be made from *one* customer location (WF store) to *one* source WH. In other words, this is header level information on a WF return. Given that there can be only one WF store on a WF return, WF returns, by definition are from only one customer.

Retailers have the ability to create two types of WF returns; return to warehouse or destroy on site. Return to warehouse returns imply that the client is receiving inventory at the warehouse as a result of the return. A destroy on site return implies that the WF partner is disposing of the product themselves.

A retailer has the ability to add as many items to a return as they want as long as the item is associated to a valid WF order in RMS that was for the same customer as the return, is in In Progress or Closed status, and is not being returned for more quantity than what was ordered (and has already been returned against the order item). This functionality prevents WF returns from being created for items that were not already sold to a WF partner.

When a WF return is approved RMS creates a transfer and shipment (only for return to warehouse returns) from the WF store that product is being returned from to the warehouse that the product is being returned to. Since WF returns can only be from one WF store to one warehouse there is only ever one transfer created against WF returns. Transfers created against WF returns can have one of two transfer types, 'WR' or 'FR'. Like WF orders, these transfers can only be edited and viewed via the WF returns dialogue, not the transfer dialogue. Shipments are automatically created on approval due to RMS not being integrated with the WF partner systems. In other words, since no ASN message is able to be received from a WF store, RMS automatically creates one against the transfer on approval to provide the warehouse with a shipment to receive against.

Financials for returns are booked in RMS when product is received at the warehouse (for return to warehouse returns) or on return approval (for destroy on site returns).

Wholesale and Franchise Financials

WF financials addresses all of the information that needs to be booked in the stock ledger in response to WF functionality in RMS. The following RMS tran codes relate to wholesale and franchise functionality:

- WF Sale – Tran Code 82
- WF Return – Tran Code 83
- WF Markup – Tran Code 84
- WF Markdown – Tran Code 85
- WF Restocking Fee – Tran Code 86

WF Sale – Tran Code 82

WF Sales are booked in response to a transfer for a WF order being shipped. The total amount of the sale is equal to the quantity shipped against the transfer multiplied by the customer cost (as calculated by WF costing).

WF Return – Tran Code 83

- **Return to Warehouse** - WF returns are booked in response to a transfer for a WF return being received. The total amount booked is equal to the quantity received against transfer multiplied by the return unit cost.
- **Destroy on Site** – WF returns are booked in response to a WF return being approved. The total amount booked is equal to the quantity approved for the return multiplied by the return unit cost.

WF Markup – Tran Code 84

WF markups are booked in response to WF order transfers being shipped or return to warehouse WF return transfers being received.

- **WF Orders** – A markup in response to a WF order being shipped happens when the cost of the item on the order (the amount the item was sold to the wholesaler/franchisee for) is more than the retailer's retail for the item. The difference between these values is the value of the markup.
For example:
 - Item WF Cost: \$15.00
 - Item Unit Retail: \$10.00
 - Markup: \$15.00 - \$10.00 = \$5.00
- **WF Returns** – A markup in response to a WF return (return to warehouse only) happens when the cost of the item on the return is less than the retailer's retail for the item. The difference between these values is the value of the markup.
For example:
 - Item WF Cost: \$10.00
 - Item Unit Retail: \$15.00
 - Markup: \$15.00 - \$10.00 = \$5.00

WF Markdown – Tran Code 85

WF markdowns are booked in response to WF order transfers being shipped or return to warehouse WF return transfers being received.

- **WF Orders** – A markdown in response to a WF order being shipped happens when the cost of the item on the order (the amount the item was sold to the wholesaler/franchisee for) is less than the retailer’s retail for the item. The difference between these values is the value of the markdown.

For example:

- Item WF Cost: \$10.00
- Item Unit Retail: \$15.00
- Markdown: \$15.00 - \$10.00 = \$5.00

- **WF Returns** – A markdown in response to a WF return (return to warehouse only) happens when the cost of the item on the return is more than the retailer’s retail for the item. The difference between these values is the value of the markdown.

For example:

- Item WF Cost: \$15.00
- Item Unit Retail: \$10.00
- Markdown: \$15.00 - \$10.00 = \$5.00

WF Restocking Fee – Tran Code 86

WF restocking fees are booked in response to the receipt of a WF return (return to warehouse only). The value of the restocking fee is maintained on the WF return.

Batch Design Summary

The following batch designs are included in this functional area:

- WFORDCLS.PC (WF Order Close)
- WFORDPRG.PC (WF Order Purge)
- WFORDUPLD.KSH (WF Order Upload)
- WFRTNPRG.PC (WF Return Purge)

wfordcls (WF Order Close)**Functional Area**

Ordering

Module Affected

WFORDCLS.PC

Design Overview

This is an ad-hoc batch program to close the WF orders only if any one of the below conditions are met.

- The vdate crosses the max (not_after_date) in wf_order_detail table.
- All the transfers associated with the WF order are in closed status.
- The WF order is in Cancelled status.

All the associated transfers should be closed if not closed already and inventory should be adjusted for the transfers and need_qty should be updated for the store order if any, prior to closing the WF order. This program can be run only if the system_options.wholesale_franchise_ind is 'Y'.

Scheduling Constraints

Schedule Information	Description
Processing Cycle	Ad Hoc
Scheduling Considerations	Run before wfrtnprg.pc & wfordprg.pc
Pre-Processing	N/A
Post-Processing	N/A
Threading Scheme	Multithreading based on WF order number

Restart/Recovery

The logical unit of work for this module is defined as a unique wf_order_no. The v_restart_wforder view is used for threading. This batch program uses table-based restart/recovery. The commit happens in the database when the commit_max_ctr is reached.

Locking Strategy

NA

Security Considerations

N/A

Performance Considerations

N/A

Key Tables Affected

Table	Select	Insert	Update	Delete
SYSTEM_OPTIONS	Yes	No	No	No
WF_ORDER_HEAD	Yes	No	Yes	No
WF_ORDER_DETAIL	Yes	No	No	No
TSFHEAD	Yes	No	Yes	No
TSFDETAIL	Yes	No	Yes	No
ITEM_MASTER	Yes	No	No	No
V_PACKSKU_QTY	Yes	No	No	No
STORE_ORDERS	Yes	No	Yes	No
ITEM_LOC_SOH	No	No	Yes	No

I/O Specification

N/A

wfordprg (WF Order Purge)

Functional Area

Ordering

Module Affected

WFORDPRG.PC

Design Overview

This is an ad-hoc batch program to purge the WF orders after a set number of days. The WF orders are purged from the system only if the wf_order_detail.not_after_date + tsf_history_mths >= vdate. All the associated transfers and shipment records should be purged from the respective table prior to purge the WF orders. Also, the records in wf_billing_sales table are purged if the extracted_ind is 'Y' and the extracted_date + tsf_history_mths >= vdate.

Scheduling Constraints

Schedule Information	Description
Processing Cycle	Ad Hoc
Scheduling Considerations	Run after wfrtnprg.pc
Pre-Processing	N/A
Post-Processing	N/A
Threading Scheme	Multithreading based on WF order number

Restart/Recovery

The logical unit of work for this module is defined as a unique wf_order_no. The v_restart_wforder view is used for threading. This batch program uses table-based restart/recovery. The commit happens in the database when the commit_max_ctr is reached.

Locking Strategy

NA

Security Considerations

N/A

Performance Considerations

N/A

Key Tables Affected

Table	Select	Insert	Update	Delete
SYSTEM_OPTIONS	Yes	No	No	No
WF_ORDER_DETAIL	Yes	No	No	Yes
WF_BILLING_SALES	Yes	No	No	Yes
WF_ORDER_AUDIT	No	No	No	Yes

Table	Select	Insert	Update	Delete
WF_ORDER_EXP	No	No	No	Yes
TSFHEAD	Yes	No	No	Yes
TSFDETAIL	No	No	No	Yes
SHIPSKU	Yes	No	No	Yes
SHIPMENT	No	No	No	Yes

I/O Specification

N/A

wfordupld.ksh (WF Order Upload)**Program Name**

Wholesale Franchise Order Upload (wfordupld)

Functional Area

ORDERING

Design Overview

This batch program is used to upload EDI files for wholesale/franchise orders. This uses an upload process that utilizes SQL loader instead of the conventional line by line approach to upload the files to a staging area for validation and processing the information to RMS tables.

Scheduling Constraints

Schedule Information	Description
Processing Cycle	Daily/Adhoc
Scheduling Considerations	
Pre-Processing	N/A
Post-Processing	N/A
Threading Scheme	Phased approach: Threaded by file on upload. By customer ref and store at validation. Customer ref at approval process.

Restart/Recovery

The restart recovery is different from the conventional RMS batch. There are two points on the batch upload process where users can evaluate the successful load of the data.

1. At the SQL load (first stage) – At this point, SQL load dumps invalid records that do not meet certain technical requirements (ie. file layout issues, data type inconsistencies, etc.). The rejected record is dumped either to a bad file or to a discard file. The discard file contains records that do not satisfy any of the WHEN conditions such as missing or invalid record types. Records with other technical issues are written to the bad file. Note that a non-fatal code is returned by the program and a message will be written to the log file if reject files are created.

User Action: When such conditions exist, the user may update either the bad or discard file and attempt to reload using the same files.

2. At the Business Validation Level (second stage) – At this point data from the file(s) are loaded into the staging table(s). PL/SQL functions determine if this loaded data is valid enough to be inserted into the actual RMS tables. For records that do not meet certain technical or business validations, the information is stored to an error table and the batch issues a NON-FATAL return code.

User Action: When this condition exists, the user can either fix the data upload file and try to reload or skip the file load and instead populate the primary staging table with the corrected data from the error table.

Commit Points

The commit points can be specified at the SQL load section using the ROW option. Commit points are also done per processing stage per thread (i.e. validation, approval).

Locking Strategy

The upload is typically threaded by the customer reference number. However, there are no specific restrictions on how the files can be uploaded. When multiple files are used for a single customer order, clients should ensure that the detail information across the files is unique. The threading method should ensure that there is no locking contention on each load.

Threading at the validation and data processing is at customer ref number – store level. There should be no contention on the processing

Threading at the approval processing is at customer ref number. There should be no contention at this stage.

DB parameters may need to be tweaked depending on data volume to avoid block level contention and reduce DB waits. Please consult the performance team on this.

Security Considerations

N/A

Performance Considerations

SQL Load

For the SQL load section, several parameters can be considered to improve the performance of the batch upload:

- Use of the DIRECT PATH LOAD instead of the conventional load method (DIRECT = TRUE).
- Bind size can be increased (BINDSIZE = *n*) This depends on the client machine (memory size, etc.).
- Specify the appropriate commit size (ROW = *n*).
- Parallel and Multithreading options can be uses.

Multi-threading on Validation and Data Processing to RMS

In a business scenario, ideally, a file contains all the information for a particular customer reference number. Validation and processing via customer reference number does not take full advantage of the threading capabilities of the batch, especially at the detail level.

Multi-threading (optional) on the header validation can be achieved using the customer reference number. While multi-threading on the detail validation can be done using the customer reference number plus the store location, the thread number assigned to a

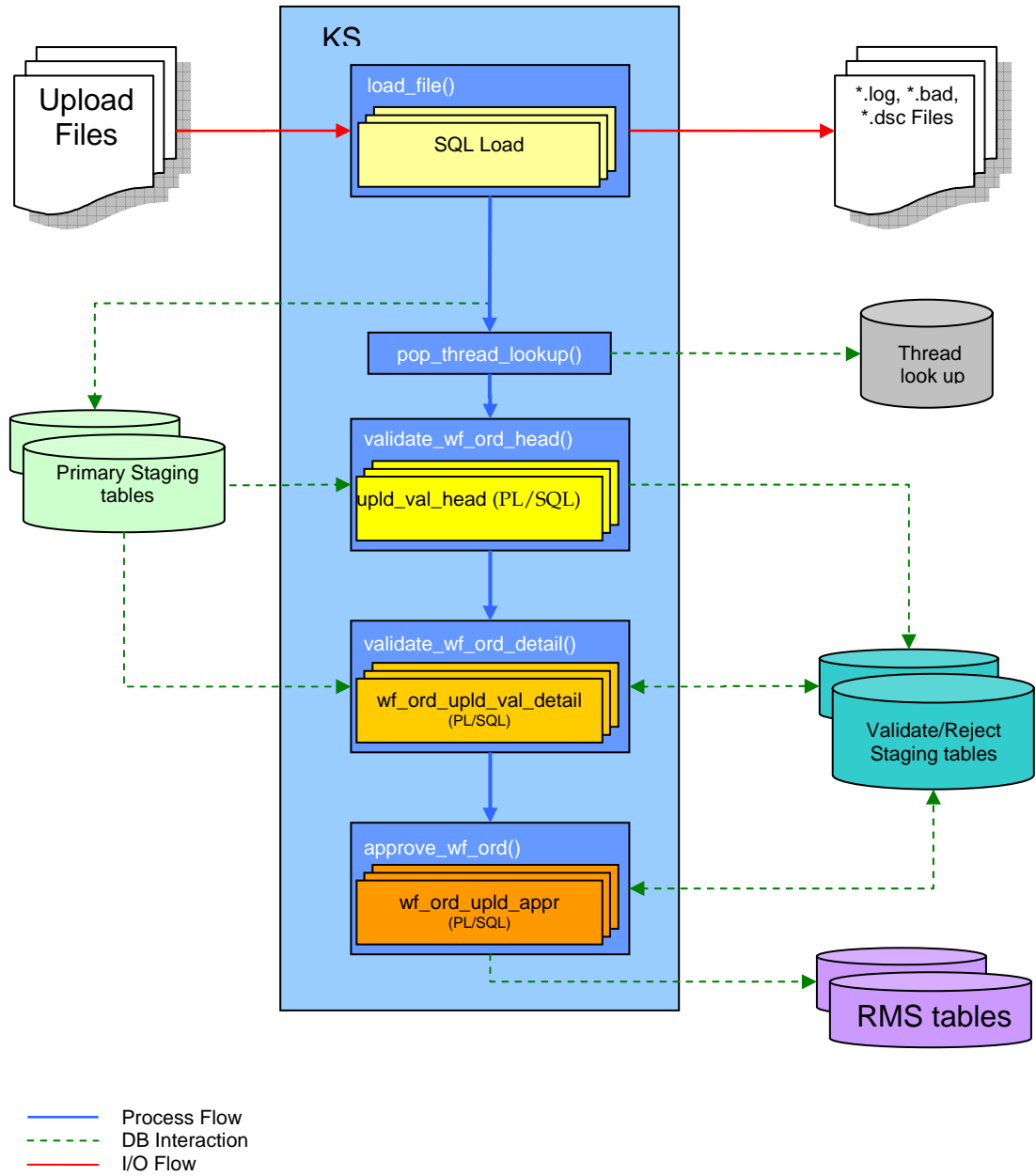
customer reference number/store combination is obtained from a pre-populated lookup table. The prepost-pre for salweek uses a similar method. At validation, the thread value is passed from the KSH and within the package and this value is used to look up what are the customer reference number and stores that are processed by that thread. This same method is used in the preparation for the approval process. (Note that the records are still at the staging level and not yet RMS).

At the final stage (insert to RMS and final approval, status change) threading is done optionally at the customer reference number (WF order number). At this stage, a merging of the orders (same ref no but different files) into one RMS WF order is done. Basically the detail information from all the upload files with the same customer reference number carry an assigned RMS WF order number. This is true if all records passed the approval process. If not at most two order numbers are generated: one for the approved order containing valid data and one for the worksheet order containing missing/invalid data. See the program flow diagrams.

Key Tables Affected

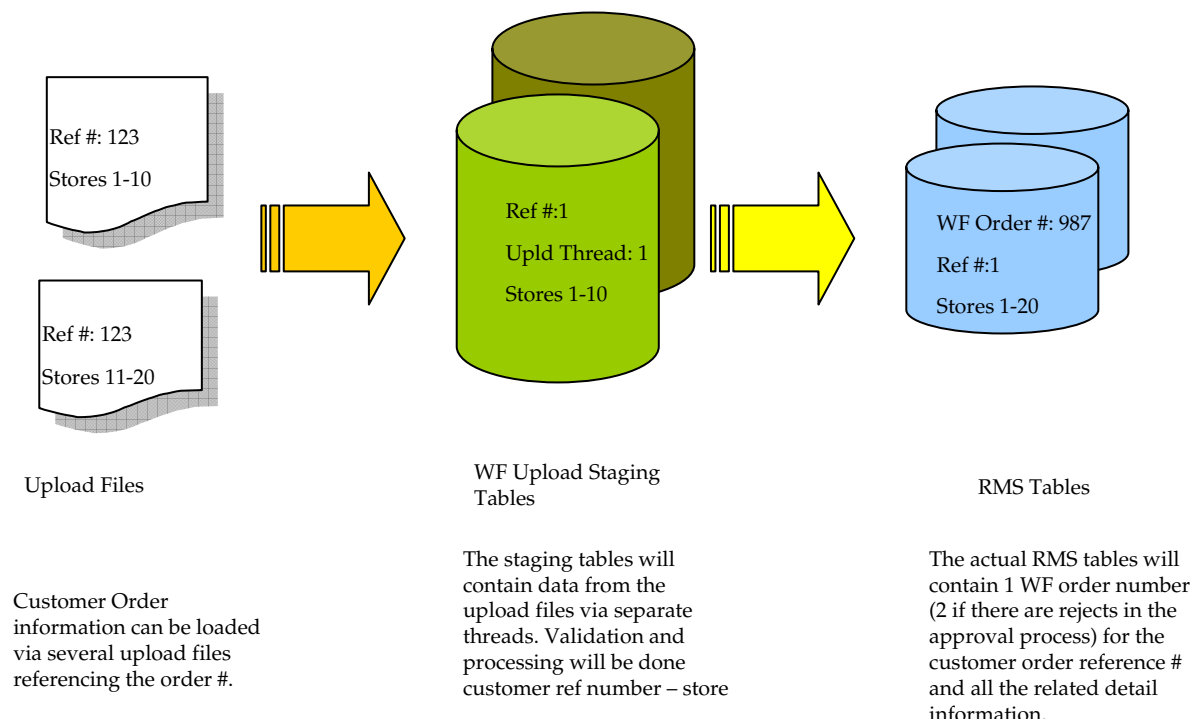
Table	Select	Insert	Update	Delete
future_cost	Yes	No	No	No
item_master	Yes	No	No	No
item_loc	Yes	No	No	No
Item_loc_soh	Yes	No	Yes	No
item_supp_country	Yes	No	No	No
item_supplier	Yes	No	No	No
repl_item_loc	Yes	No	No	No
store_orders	Yes	No	No	No
system_options	Yes	No	No	No
wf_cost_relationship	Yes	No	No	No
wf_cost_buildup_tmpl_head	Yes	No	No	No
wf_customer	Yes	No	No	No
wf_ord_detail_stg	Yes	Yes	No	Yes
wf_ord_detail_rej	No	Yes	No	Yes
wf_ord_detail_val	Yes	Yse	No	Yes
wf_ord_head_rej	Yes	Yes	No	Yes
wf_ord_head_stg	Yes	Yes	No	Yes
wf_ord_head_val	Yes	Yes	No	Yes
wf_ord_upld_lkup	Yes	Yes	No	Yes
wf_order_head	No	Yes	No	No
wf_order_detail	No	Yes	No	No
wf_order_exp	No	Yes	No	No
wf_store_order_temp	No	Yes	No	No
wf_transfer_temp	No	Yes	No	No

Program Flow



Multiple Upload Files with Single Reference

#



I/O Specification

INPUT PARAMETERS

There are four input parameters for the ksh script:

- **Connect** – this is the username/password@oracle_sid that is used to connect to the database
- **Input File Directory** – this is the directory where the input files (both header and detail) are uploaded from.
- **Output File Directory** – this is the directory where processed files are stored.
- **Number of threads** – this is the number of threads that are executed at runtime. This number is global to the program and used for the SQL load parallel executions as well as the validation and the data processing executions.

FILE LAYOUTS

Control File Layout

The control file layout has the following parameters:

- **Method of upload:** Insert
- **Character set:** UTF8
- **Tables to insert records:** WF_ORD_HEAD_STG
WF_ORD_DETAIL_STG
 - These tables are the initial staging table containing data straight from the upload file.

- The WHEN clauses determines if the record is inserted to the WF_ORD_HEAD_STG or to the WF_ORD_DETAIL_STG table.
- A FILLER keyword should be added on the first column in the field definition
- Field Delimiter: | (pipe)
- Character fields are optionally enclosed by " "

SQL Loader Input File Layout

The following is the file pattern for the upload file. Note that the values are pipe "|" delimited and can optionally be enclosed by " ".

Record Name	Field Name	Field Type	Nullable?	Default Value	Description
FHEAD	File head descriptor	Char(5)	No	FHEAD	Describes file line type. This is a "filler" at SQL load and is not inserted in the staging table
	Customer ID	Number (10)	No		Customer ID of the customer requesting the order
	Customer Order Reference number	Number(10)	No		A reference field used by the customer for their tracking purposes.
	Currency Code	Char(3)	No		This is the currency on which the order was transacted.
	Default Billing location	Number(10)	Yes		A customer's location where the billing for the entire order is sent to. If blank, each location is billed.
	Comments	Char(2000)	Yes		Any other miscellaneous information relating to the order.
FDETL	File record descriptor	Char(5)	No	FDETL	Describes file line type. This is a "filler" at SQL load and is not inserted in the staging table
	Customer Order Reference Number	Number(10)	No		A reference field used by the customer for their tracking purposes.
	Item	Char(25)	No		The item on the wholesale/franchise order.
	Store	Number(10)	No		This is the wholesale/franchise location

Record Name	Field Name	Field Type	Nullable?	Default Value	Description
	Request Quantity	Number(20,4)	No		Number of item units being ordered
	Unit of Purchase	Char(3)	No		Unit of purchase can be the item's standard unit of measure, case, inners or pallets
	Need By Date	Char(11)	No		Date with the following format 'DD-MON-YYYY'
	Not After Date	Char(11)	No		Date with the following format 'DD-MON-YYYY'

wfrtnprg (WF Return Purge)

Functional Area

Ordering

Module Affected

WFRTNPRG.PC

Design Overview

This is an ad-hoc batch program to purge the WF returns after a set number of days. The WF returns are purged from the system only if `wf_return_head.create_date + system_options.tsf_history_mths >= period.vdate`. All the associated transfers, shipments should be purged from its respective tables prior to purge the returns. Also, the records in `wf_billing_returns` are also purged if the `extracted_ind` is 'Y' and the `extracted_date + tsf_history_mths >= vdate`.

Scheduling Constraints

Schedule Information	Description
Processing Cycle	Ad Hoc
Scheduling Considerations	Run after <code>wfordcls.pc</code> and before <code>wfordprg.pc</code>
Pre-Processing	N/A
Post-Processing	N/A
Threading Scheme	Multithreading based on WF order number

Restart/Recovery

The logical unit of work for this module is defined as a unique `rma_no` (return order no). The `v_restart_wfreturn` view is used for threading. This batch program uses table-based restart/recovery. The commit happens in the database when the `commit_max_ctr` is reached.

Locking Strategy

NA

Security Considerations

N/A

Performance Considerations

N/A

Key Tables Affected

Table	Select	Insert	Update	Delete
SYSTEM_OPTIONS	Yes	No	No	No
WF_RETURN_HEAD	Yes	No	No	Yes
WF_RETURN_DETAIL	No	No	No	Yes
WF_BILLING_RETURNS	No	No	No	Yes
SHIPSKU	Yes	No	No	Yes
SHIPMENT	No	No	No	Yes
TSFDETAIL	No	No	No	Yes
TSFHEAD	Yes	No	No	Yes

I/O Specification

N/A