

Oracle® Retail POS Suite 14.1/Merchandising 15.0

Implementation Guide

Release 15.0

E65392-02

August 2017

This software and related documentation are provided under a license agreement containing restrictions on use and disclosure and are protected by intellectual property laws. Except as expressly permitted in your license agreement or allowed by law, you may not use, copy, reproduce, translate, broadcast, modify, license, transmit, distribute, exhibit, perform, publish, or display any part, in any form, or by any means. Reverse engineering, disassembly, or decompilation of this software, unless required by law for interoperability, is prohibited.

The information contained herein is subject to change without notice and is not warranted to be error-free. If you find any errors, please report them to us in writing.

If this is software or related documentation that is delivered to the U.S. Government or anyone licensing it on behalf of the U.S. Government, then the following notice is applicable:

U.S. GOVERNMENT END USERS: Oracle programs, including any operating system, integrated software, any programs installed on the hardware, and/or documentation, delivered to U.S. Government end users are "commercial computer software" pursuant to the applicable Federal Acquisition Regulation and agency-specific supplemental regulations. As such, use, duplication, disclosure, modification, and adaptation of the programs, including any operating system, integrated software, any programs installed on the hardware, and/or documentation, shall be subject to license terms and license restrictions applicable to the programs. No other rights are granted to the U.S. Government.

This software or hardware is developed for general use in a variety of information management applications. It is not developed or intended for use in any inherently dangerous applications, including applications that may create a risk of personal injury. If you use this software or hardware in dangerous applications, then you shall be responsible to take all appropriate fail-safe, backup, redundancy, and other measures to ensure its safe use. Oracle Corporation and its affiliates disclaim any liability for any damages caused by use of this software or hardware in dangerous applications.

Oracle and Java are registered trademarks of Oracle and/or its affiliates. Other names may be trademarks of their respective owners.

Intel and Intel Xeon are trademarks or registered trademarks of Intel Corporation. All SPARC trademarks are used under license and are trademarks or registered trademarks of SPARC International, Inc. AMD, Opteron, the AMD logo, and the AMD Opteron logo are trademarks or registered trademarks of Advanced Micro Devices. UNIX is a registered trademark of The Open Group.

This software or hardware and documentation may provide access to or information about content, products, and services from third parties. Oracle Corporation and its affiliates are not responsible for and expressly disclaim all warranties of any kind with respect to third-party content, products, and services unless otherwise set forth in an applicable agreement between you and Oracle. Oracle Corporation and its affiliates will not be responsible for any loss, costs, or damages incurred due to your access to or use of third-party content, products, or services, except as set forth in an applicable agreement between you and Oracle.

Value-Added Reseller (VAR) Language

Oracle Retail VAR Applications

The following restrictions and provisions only apply to the programs referred to in this section and licensed to you. You acknowledge that the programs may contain third party software (VAR applications) licensed to Oracle. Depending upon your product and its version number, the VAR applications may include:

- (i) the **MicroStrategy** Components developed and licensed by MicroStrategy Services Corporation (MicroStrategy) of McLean, Virginia to Oracle and imbedded in the MicroStrategy for Oracle Retail Data Warehouse and MicroStrategy for Oracle Retail Planning & Optimization applications.
- (ii) the **Wavelink** component developed and licensed by Wavelink Corporation (Wavelink) of Kirkland, Washington, to Oracle and imbedded in Oracle Retail Mobile Store Inventory Management.
- (iii) the software component known as **Access Via**™ licensed by Access Via of Seattle, Washington, and imbedded in Oracle Retail Signs and Oracle Retail Labels and Tags.
- (iv) the software component known as **Adobe Flex**™ licensed by Adobe Systems Incorporated of San Jose, California, and imbedded in Oracle Retail Promotion Planning & Optimization application.

You acknowledge and confirm that Oracle grants you use of only the object code of the VAR Applications. Oracle will not deliver source code to the VAR Applications to you. Notwithstanding any other term or condition of the agreement and this ordering document, you shall not cause or permit alteration of any VAR Applications. For purposes of this section, "alteration" refers to all alterations, translations, upgrades, enhancements, customizations or modifications of all or any portion of the VAR Applications including all

reconfigurations, reassembly or reverse assembly, re-engineering or reverse engineering and recompilations or reverse compilations of the VAR Applications or any derivatives of the VAR Applications. You acknowledge that it shall be a breach of the agreement to utilize the relationship, and/or confidential information of the VAR Applications for purposes of competitive discovery.

The VAR Applications contain trade secrets of Oracle and Oracle's licensors and Customer shall not attempt, cause, or permit the alteration, decompilation, reverse engineering, disassembly or other reduction of the VAR Applications to a human perceivable form. Oracle reserves the right to replace, with functional equivalent software, any of the VAR Applications in future releases of the applicable program.

Contents

Send Us Your Comments	xv
Preface	xvii
Audience.....	xvii
Documentation Accessibility	xvii
Related Documents	xvii
Customer Support	xviii
Review Patch Documentation	xviii
Improved Process for Oracle Retail Documentation Corrections	xviii
Oracle Retail Documentation on the Oracle Technology Network	xviii
Conventions	xix
1 Integration Overview	
Data Import from Oracle Retail Merchandising System and Oracle Retail Price Management	
1-1	
Generic Data Import Flow	1-4
Feed Methods.....	1-5
Data Import Dependencies	1-6
Oracle Retail Price Management to Oracle Retail POS Suite Integration Overview	1-7
Oracle Retail Merchandising System to Oracle Retail POS Suite Integration Overview	1-8
Oracle Retail POS Suite to Oracle Retail Sales Audit Overview	1-10
Oracle Retail POS Suite	1-10
Oracle Retail POS Suite RTLog Files	1-10
Transport Middleware	1-11
Oracle Retail Sales Audit.....	1-11
Preconditions	1-12
Changing RTLog Locations	1-12
System Flow Description	1-13
Cross Version Support for DIMP	1-14
2 Integration Architecture	
Oracle Retail POS Suite to Oracle Retail Sales Audit Integration Architecture	2-1
RTLog Batch Generator	2-2
Sleep Interval	2-2

Maximum Transactions	2-2
Oracle Retail Sales Audit	2-2
Data Import	2-2
Error Handling	2-3
Import Status Logging.....	2-4
The Logic	2-4
Reprocessing a Bundle	2-5
Exception Flow	2-5
Logging	2-7
Bundles Using Multiple Threads	2-7
RTLog Mapping and Translation	2-8

3 Implementation Configuration

Data Import Spring Configurations	3-1
spring.properties	3-4
dimplogger.properties.....	3-5
Archive File Format	3-5
Oracle Retail Merchandising System Configuration	3-9
Oracle Retail Price Management Configuration	3-10

4 Capacity Planning

5 Customization Notes

Data Import Extension Points and Development	5-1
Import Adapter and Translator.....	5-2
SAXParserGenerator.....	5-3
Manually Editing Generated Code	5-3
Metadata	5-5
ImportControllerIfc.....	5-6
Oracle Retail POS Suite to Oracle Retail Sales Audit Extension Points and Development	5-6
Adding Data Elements to the RTLog Format	5-6
Blocking Transaction Export	5-7
Creating a New Fixed Length Export Record Format	5-7
Exporting a Non-Fixed-Length Record Format.....	5-9
Object Factories.....	5-9
StoreServerConduit.xml.....	5-9
DomainObjectFactory.....	5-10
ExtractorObjectFactory.....	5-11
EntityMappingObjectFactory	5-11
RTLogMappingConfig.xml	5-11
RecordFormatObjectFactory	5-12
Configuration.....	5-12
The Store Server Conduit File	5-12
The Export Format Configuration File	5-13
The Entity Reader Configuration File	5-14
The Mapping Configuration File.....	5-14

Development and Testing Tools	5-15
Classes	5-15
Executables in the bin Directory	5-16

6 Known Issues and Troubleshooting

Authorized for Sale	6-1
Currency.XML Import Restart.....	6-1
Data Import.....	6-1
Data Import Field Width Maximums	6-1
Download of Items Currently on Promotion to New Stores	6-1
Hardcoded Attributes in Oracle Retail Merchandising System Extracts	6-2
Item Cost Attribute	6-2
Jar Extract	6-2
Multiple Regular Price	6-2
Need To Escape Special Characters In XML File.....	6-2
Preload Section of ItemImport	6-3
Price Promotion/Discount Rule endDateTime in Pricing Import XSD	6-3
Promotion ID Item Not On File.....	6-3
Reason Codes for Price Discount	6-3
RegistryEligible Field.....	6-3
Retail Price Field Size Limitation	6-3
Special Order Eligible Coupons.....	6-3
Store ID Maximum Length.....	6-3
Transaction-Level Items	6-3
Single VAT Code Per Item	6-4

7 Existing Functionality Gaps

Oracle Retail Price Management.....	7-1
Oracle Retail Point-of-Service	7-2
Oracle Retail Merchandising System.....	7-3
Data Import Field Width Maximums	7-4
Known Integration Gaps	7-8
Bank Deposit Details.....	7-9
Branded Debit Card Transactions	7-9
CatchWeight Item in RTLog.....	7-9
Character Restrictions for UOMs.....	7-9
CTILL Records in the RTLog.....	7-9
Data Mismatches in Data Import	7-9
Character Restrictions for ContactAddressCity	7-9
Character Restrictions for External Event ID.....	7-9
Character Restrictions for Item Cost/Unit Cost.....	7-10
Character Restrictions for PriceOverrideAmount.....	7-10
Character Restrictions for Pricing Coupon	7-10
Character Restrictions for Pricing Discount Percent, Discount Amount and New Price	7-10
Character Restrictions for PricingGroupID.....	7-10

Character Restrictions for Pricing Promo Description and Promo Name.....	7-10
Character Restrictions for UPC	7-10
Data Information for UOM.....	7-10
Geocode Data Missing.....	7-10
DepartmentDefaultTaxGroup	7-10
Discountable Attribute from Oracle Retail Merchandising System	7-11
Empty Item Classes Lists for Data Import.....	7-11
Geocode Tag Missing For Store	7-11
Gift Card Error.....	7-11
IGTAX Records in RTLog	7-11
Item Export: VATCode Datatype Mismatch.....	7-11
Layaway Deletion Fee	7-11
Missing Encryption Key For Saencrypt.pc	7-11
NM ITEM Codes in Oracle Retail Sales Audit.....	7-12
POSDepartmentID	7-12
Postal Code.....	7-12
Predefined Store ID.....	7-12
Price Changes and Price Promotions	7-12
Pricing Extract: Start Date and End Date Mismatch.....	7-13
Pricing Extract: Store ID Datatype Mismatch	7-13
Pricing Group ID: Data Mismatch.....	7-13
Reason Codes for Discount Rules	7-13
Third-party Tax and Employee Information	7-13
Till Opening and Closing.....	7-13
Total ID in the RTLog	7-14
UTF-8.....	7-14

A Appendix: Discount Rules – Any or All

B Appendix: Pricing Rules

Multi-Buy	B-2
Oracle Retail Price Management Multi-Buy Assumptions	B-3
Threshold	B-5
Threshold Assumptions	B-5
Simple	B-7
Kits	B-7
Finance Promotion	B-8
Transaction Promotion	B-8
Oracle Retail Price Management Transaction Assumptions	B-8

C Appendix: XSD Files and Data Element Definition Tables

Currency Import	C-2
Customer Import	C-6
Employee Import	C-16
Item Import	C-22
Merchandise Hierarchy Import	C-53

Pricing Import	C-81
Returns Customer Import	C-122
ScanSheet Import	C-129
Store Hierarchy Import	C-133
Tax Import	C-157

D Appendix: Default Tax Handling

The Default Tax Rate	D-1
The Default Tax Type Indicator (VAT)	D-2

E Appendix: Item Price Category

Index

List of Examples

1-1	Sample excerpted from StoreServerConduit.xml (POS Suite RTLog Files)	1-10
1-2	Sample excerpted from StoreServerConduit.xml (Changing RTLog Locations)	1-13
1-3	Sample excerpted from StoreServerConduit.xml (System Flow Description).....	1-13
2-1	Sample JMX Configuration.....	2-6
2-2	Message Bean Definition.....	2-7
5-1	SAXParserGenerator utility command prompt.....	5-3
5-2	EmployeeAccessHandler Process DTO Before Children.....	5-3
5-3	EmployeeImportHandler Process DTO During Start.....	5-4
C-1	CurrencyImport.xsd	C-3
C-2	CurrencyImport.xml.....	C-5
C-3	CustomerImport.xsd	C-11
C-4	CustomerImport.xml.....	C-15
C-5	EmployeeImport.xsd	C-19
C-6	EmployeeImport.xml.....	C-22
C-7	ItemImport.xsd.....	C-41
C-8	ItemImport.xml	C-50
C-9	MerchandiseHierarchyImport.xsd	C-56
C-10	MerchandiseHierarchyImport.xml.....	C-59
C-11	PricingImport.xsd	C-101
C-12	PricingImport.xml.....	C-106
C-13	PricingImport.xml with Multi-Threshold Rules	C-115
C-14	PricingImport.xml with Transaction Level Discounts	C-119
C-15	RM-CustomerImport.xsd.....	C-126
C-16	RM-CustomerImport.xml	C-127
C-17	ScanSheetImport.xsd	C-130
C-18	ScanSheetImport.xml Full Incremental	C-131
C-19	StoreHierarchyImport.xsd	C-141
C-20	StoreHierarchyImport.xml	C-146
C-21	TaxImport.xsd	C-162
C-22	TaxImport.xml.....	C-165

List of Figures

1-1	Integration Overview Including POS Suite and Oracle Retail Merchandising System ...	1-3
1-2	POS Suite to Oracle Retail Price Management	1-8
1-3	POS Suite and Oracle Retail Merchandising System Integration	1-10
1-4	High-Level Model for Oracle Retail POS Suite-Oracle Retail Sales Audit Integration .	1-12
2-1	Data Import Tables Logical Data Model	2-6
3-1	Adding Files To a Jar	3-7
3-2	Adding Files To A WinZip Archive	3-8
5-1	Employee Data Import Static Model.....	5-2
B-1	Oracle Retail Price Management to POS Suite Pricing Map.....	B-1

List of Tables

2-1	TransactionType (TRAT)	2-8
2-2	ReasonCode (REAC).....	2-10
2-3	Sale Line Item (SASI).....	2-11
2-4	Sale Item Type (SAIT).....	2-11
2-5	UPCT.....	2-11
2-6	OverrideReasonCodes (ORRC).....	2-11
2-7	Sale Return Reason (SARR)	2-12
2-8	Merchandising System Promotion Type (PRMT)	2-12
2-9	Sale Disc Type within a promotion (SADT).....	2-12
2-10	TaxCode (TAXC).....	2-12
2-11	TenderTypes (TENT).....	2-12
2-12	TenderType ID (POS_TENDER_TYPE_HEAD).....	2-13
2-13	Credit Card Auth Source (CCAS).....	2-14
2-14	Credit Card Verification (CCVF).....	2-14
2-15	Credit Card Entered Manually (CCEM).....	2-14
2-16	Credit Card Special Condition (CCSC).....	2-14
2-17	Card Weight (CW)	2-15
2-18	Total ID for TOTAL type transactions -- Char(10) in Oracle Retail Sales Audit	2-15
2-19	Check Tender Method ID -- Char(6) in Oracle Retail Sales Audit.....	2-16
3-1	Spring Bean IDs Used for Each of the Pluggable Components.....	3-1
3-2	Additional Spring Bean IDs Used for Each of the Pluggable Components	3-3
3-3	Oracle Retail Merchandising System Default Values in the Back Office Item Maintenance Screen	3-9
3-4	Oracle Retail Price Management Default Values	3-10
4-1	File Sizes	4-1
4-2	Bundle Size.....	4-2
4-3	Hard Drive Capacity	4-2
4-4	Item Import Data Volumes.....	4-3
5-1	Store Server Conduit File	5-10
5-2	EntityMappingObjectFactory Classes.....	5-11
5-3	RecordFormatObjectFactory Classes	5-12
5-4	Store Server Conduit File.....	5-12
5-5	Exportfile Utility Classes	5-15
5-6	bin Directory BAT Files.....	5-16
7-1	Functionality Gaps for Promotion Data Import	7-1
7-2	Functionality Gaps for Price Change Data Import	7-2
7-3	Functionality Gaps for Discount Rule Data Import.....	7-2
7-4	Functionality Gaps for Clearance Data Import	7-2
7-5	Functionality Gaps for Item Data Import.....	7-3
7-6	Functionality Gaps for Item Data Import.....	7-3
7-7	Functionality Gaps for Merchandise Hierarchy Data Import	7-4
7-8	Functionality Gaps for Store Hierarchy Data Import.....	7-4
7-9	Affected XML Elements	7-5
7-10	Default Values for Integration	7-13
B-1	Multi-Buy	B-3
B-2	Threshold	B-6
B-3	Simple	B-7
B-4	Kits	B-8
B-5	Finance.....	B-8
B-6	Transaction.....	B-9
C-1	Currency Import XSD Element Mapping Table	C-2
C-2	Customer Import XSD Element Mapping Table	C-6
C-3	Employee Import XSD Element Mapping Table.....	C-17

C-4	Item Import XSD PreloadData Element Mapping Table	C-23
C-5	Item Import XSD Item Element Mapping Table	C-28
C-6	Merchandise Hierarchy Import XSD PreloadData Element Mapping Table.....	C-53
C-7	Merchandise Hierarchy Import XSD Element Mapping Table.....	C-55
C-8	Pricing Import XSD PriceChange Element Mapping Table	C-81
C-9	Pricing Import XSD Price Promotion Element Mapping Table	C-88
C-10	Pricing Import XSD Discount Rule Element Mapping Table.....	C-95
C-11	Returns Customer Import XSD Element Mapping Table	C-122
C-12	ScanSheet Import XSD Element Mapping Table.....	C-129
C-13	Store Hierarchy Import XSD Preload Data Mapping Table	C-133
C-14	Store Hierarchy Import XSD Element Mapping Table.....	C-138
C-15	Tax Import XSD Element Mapping Table	C-158
D-1	Tax Rate Rule Table	D-1
D-2	Tax Rule Group Table	D-2

Send Us Your Comments

Oracle® Retail POS Suite 14.1/Merchandising 15.0 Implementation Guide

Oracle welcomes customers' comments and suggestions on the quality and usefulness of this document.

Your feedback is important, and helps us to best meet your needs as a user of our products. For example:

- Are the implementation steps correct and complete?
- Did you understand the context of the procedures?
- Did you find any errors in the information?
- Does the structure of the information help you with your tasks?
- Do you need different information or graphics? If so, where, and in what format?
- Are the examples correct? Do you need more examples?

If you find any errors or have any other suggestions for improvement, then please tell us your name, the name of the company who has licensed our products, the title and part number of the documentation and the chapter, section, and page number (if available).

Note: Before sending us your comments, you might like to check that you have the latest version of the document and if any concerns are already addressed. To do this, access the new Applications Release Online Documentation CD available on My Oracle Support and www.oracle.com. It contains the most current Documentation Library plus all documents revised or released recently.

Send your comments to us using the electronic mail address: retail-doc_us@oracle.com

Please give your name, address, electronic mail address, and telephone number (optional).

If you need assistance with Oracle software, then please contact your support representative or Oracle Support Services.

If you require training or instruction in using Oracle software, then please contact your Oracle local office and inquire about our Oracle University offerings. A list of Oracle offices is available on our Web site at www.oracle.com.

Preface

The *Oracle Retail POS Suite 14.1/ Merchandising 15.0 Implementation Guide* describes the implementation steps that you should take while integrating POS Suite with the Merchandising applications.

Audience

This Implementation Guide is intended for the Oracle Retail Point-of-Service integrators and implementation staff, as well as the retailer's IT personnel.

Documentation Accessibility

For information about Oracle's commitment to accessibility, visit the Oracle Accessibility Program website at <http://www.oracle.com/pls/topic/lookup?ctx=acc&id=docacc>.

Access to Oracle Support

Oracle customers that have purchased support have access to electronic support through My Oracle Support. For information, visit <http://www.oracle.com/pls/topic/lookup?ctx=acc&id=info> or visit <http://www.oracle.com/pls/topic/lookup?ctx=acc&id=trs> if you are hearing impaired.

Related Documents

For more information, see the following Release 14.1 documentation sets:

- Oracle Retail Back Office documentation set
- Oracle Retail Central Office documentation set
- Oracle Retail Point-of-Service documentation set
- Oracle Retail Price Management documentation set
- Oracle Retail Merchandising System documentation set

Customer Support

To contact Oracle Customer Support, access My Oracle Support at the following URL:

<https://support.oracle.com>

When contacting Customer Support, please provide the following:

- Product version and program/module name
- Functional and technical description of the problem (include business impact)
- Detailed step-by-step instructions to re-create
- Exact error message received
- Screen shots of each step you take

Review Patch Documentation

When you install the application for the first time, you install either a base release (for example, 15.0) or a later patch release (for example, 15.0.1). If you are installing the base release or additional patches, read the documentation for all releases that have occurred since the base release before you begin installation. Documentation for patch releases can contain critical information related to the base release, as well as information about code changes since the base release.

Improved Process for Oracle Retail Documentation Corrections

To more quickly address critical corrections to Oracle Retail documentation content, Oracle Retail documentation may be republished whenever a critical correction is needed. For critical corrections, the republication of an Oracle Retail document may at times not be attached to a numbered software release; instead, the Oracle Retail document will simply be replaced on the Oracle Technology Network Web site, or, in the case of Data Models, to the applicable My Oracle Support Documentation container where they reside.

This process will prevent delays in making critical corrections available to customers. For the customer, it means that before you begin installation, you must verify that you have the most recent version of the Oracle Retail documentation set. Oracle Retail documentation is available on the Oracle Technology Network at the following URL:

<http://www.oracle.com/technetwork/documentation/oracle-retail-100266.html>

An updated version of the applicable Oracle Retail document is indicated by Oracle part number, as well as print date (month and year). An updated version uses the same part number, with a higher-numbered suffix. For example, part number E123456-02 is an updated version of a document with part number E123456-01.

If a more recent version of a document is available, that version supersedes all previous versions.

Oracle Retail Documentation on the Oracle Technology Network

Oracle Retail product documentation is available on the following web site:

<http://www.oracle.com/technology/documentation/oracle-retail-100266.html>

(Data Model documents are not available through Oracle Technology Network. You can obtain them through My Oracle Support.)

Conventions

The following text conventions are used in this document:

Convention	Meaning
boldface	Boldface type indicates graphical user interface elements associated with an action, or terms defined in text or the glossary.
<i>italic</i>	Italic type indicates book titles, emphasis, or placeholder variables for which you supply particular values.
<code>monospace</code>	Monospace type indicates commands within a paragraph, URLs, code in examples, text that appears on the screen, or text that you enter.

Integration Overview

This chapter contains the following topics:

- [Data Import from Oracle Retail Merchandising System and Oracle Retail Price Management](#)
- [Oracle Retail Price Management to Oracle Retail POS Suite Integration Overview](#)
- [Oracle Retail Merchandising System to Oracle Retail POS Suite Integration Overview](#)
- [Oracle Retail POS Suite to Oracle Retail Sales Audit Overview](#)
- [Cross Version Support for DIMP](#)

Note: The ORPOS Suite of 14.1.x products is currently scheduled only for maintenance releases (patches and hot fixes). The Merchandising product suite integration to ORPOS has not been enhanced as part of the 15.0 release. The integration between the Merchandising product suite 15.0 and ORPOS 14.1.x will be supported to the extent that issues can be recreated in the 14.1.x versions of the impacted applications. Oracle Retail cannot guarantee that future versions of Merchandising products will continue to be compatible with the ORPOS Suite of 14.1.x products.

Data Import from Oracle Retail Merchandising System and Oracle Retail Price Management

Seed data such as item, price and tax must be updated on an ongoing basis in the Store database as well as Operational Data Store (ODS) to enable daily store operations. Typically the system of truth for such data is an enterprise system, such as Oracle Retail Merchandising System, Oracle Retail Price Management or a third-party product. The frequency and size of the data feeds varies from customer to customer. Imports are scheduled to be picked up by stores on a nightly basis. This interval is adjustable. See the section on [spring.properties](#).

Note: Data Import (DIMP) is not the system of record for data correctness. All data coming into the data import module is assumed to be correct. This applies at two levels:

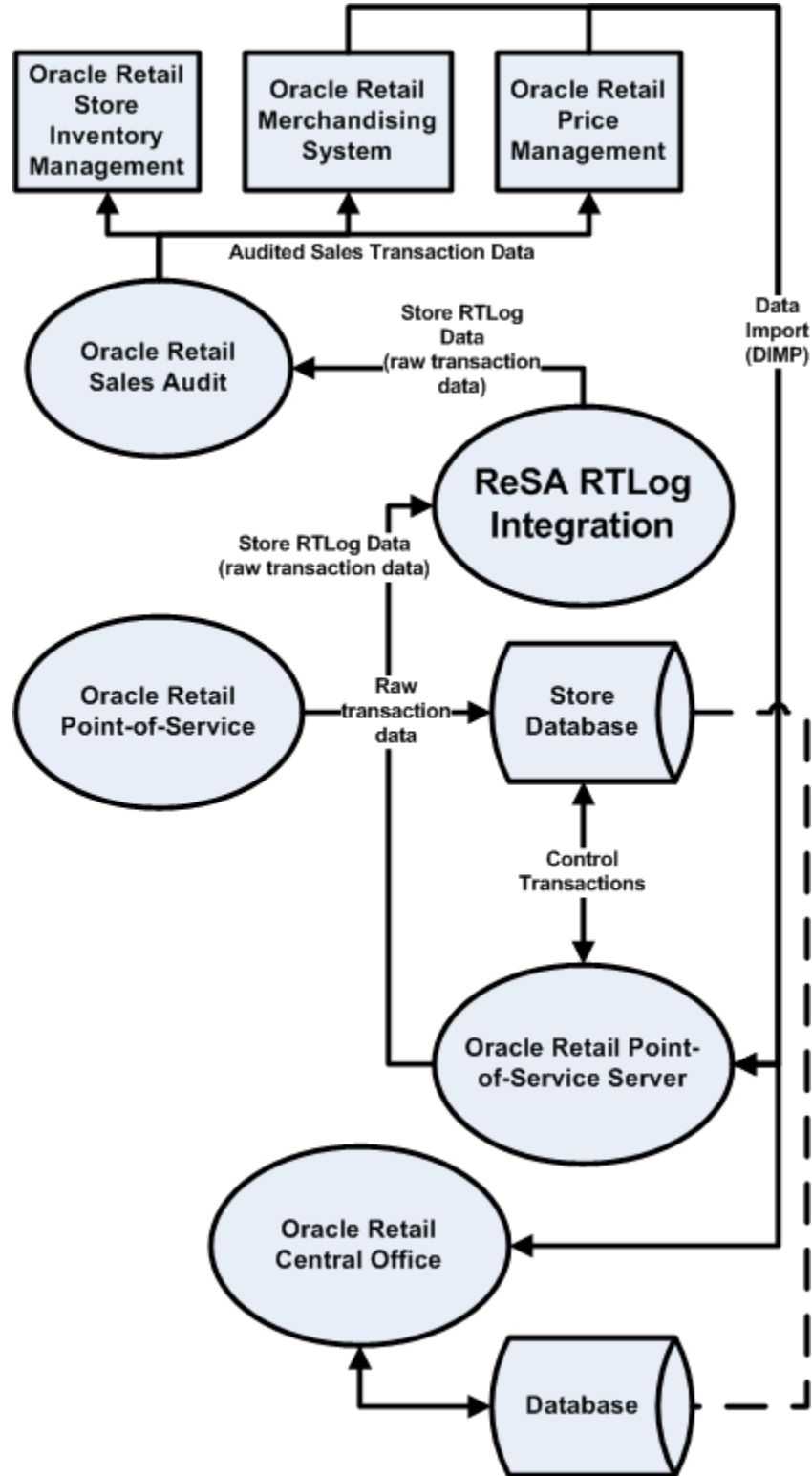
- First, the data must conform to the published XSDs. See [Appendix C, Appendix: XSD Files and Data Element Definition Tables](#).
- In addition, the database does not enforce referential integrity on the imported data, so the external system is responsible for not sending data that would create orphaned records in the database.

For example, there is no foreign key constraint enforced between the employee and store entities. A Kill And Fill import of the store hierarchy can result in a new set of stores that does not include a store for some existing employees. The external system that creates this import data must ensure that this type of situation does not occur.

Note: The base DIMP modules support parsing XML files only.

[Figure 1–1](#) is an overview diagram of an integration of Oracle Retail POS Suite and Oracle Retail Merchandising System, including a Data Import logical flow:

Figure 1-1 Integration Overview Including POS Suite and Oracle Retail Merchandising System



Generic Data Import Flow

The following process describes the flow of a generic data import:

1. The flow begins with the Quartz Scheduler configured in Spring invoking the ImportIOAdapter of the DIMP Controller module.

An import can be processed by either Central Office or Back Office. Central Office is not configured to process Pricing imports. To get new data to a store, the data must be imported by Back Office.
2. The DIMP Controller picks up the import bundle, which is a compressed archive, and invokes the DIMP Translator.
3. The XML files are processed as input streams in the order specified in the manifest by DIMP translators: one for each import type:
 - **Currency** for Currency Import
 - **Customer** for Customer Import
 - **Employee** for Employee Import
 - **Item** for Item Import
 - **Merchandise** for Merchandise Hierarchy Import
 - **Pricing** for Pricing Import
 - **ScanSheet** for Scan Sheet Import
 - **Store** for Store Hierarchy Import
 - **Tax** for Tax Import
4. The implementation of the ImportTranslatorIfc (as configured by the Spring context) retrieves an instance of an ImportControllerIfc from Spring and creates a new ImportBatch.
5. The translator begins to parse its document and calls initializeImport onto the controller.
6. The translator sets the batch size based upon its configuration.
7. The translator then loops through the elements in the document, creating a Data Transfer Object (DTO) for each complex element. The entity DTOs are processed one at a time in the order they are placed into the ImportBatch, with all Delete DTOs processing first, all Add DTOs second, then all Update DTOs last.
8. The controller retrieves an instance of the specified Data Access Object (DAO) from Spring based upon the key passed to it and calls initializeImport() on the DAO.
9. The translator then loops through the elements in the document, creating a Data Transfer Object (DTO) as each complex element. The entity DTOs are processed one at a time by placing them into the batch.
10. Each batch is processed as a transaction. Any records in the batch with data errors roll back that transaction. The import proceeds with the next batch.

The default batch size is 1000. See [spring.properties](#) in Chapter 3 for more information.
11. The translator gives the ImportController a signal to process the batch after adding each DTO by calling processBatch().

12. If the batch size has been reached, the controller sends the batch to the DAO to be persisted.
13. The ImportDAOIfc loops through each DTO and delegates its data operation to a subordinate DAO.
14. Once the document parsing is complete, the translator notifies the controller, which processes the batch if there are any DTOs left over.
15. Finally, the controller calls completeImport() on the DAO, giving it the opportunity to copy data from temporary to production tables and drop temporary tables in case of a Kill And Fill, or release JDBC resources, and so forth.

Note: If you choose to retain any existing Oracle Retail Back Office or Oracle Retail Point-of-Service item-related functionality that creates or changes data types that are imported from Oracle Retail Merchandising System or any third-party merchandising systems, you are responsible for handling and addressing any data overwrites performed by the import process.

Feed Methods

There are three feed methods:

- [Kill And Fill](#)
- [Full Incremental](#)
- [Delta Incremental](#)

Kill And Fill

Temporary tables are created at the beginning of a file's processing. Batches are written to the temporary tables. If the entire file is processed without error (all batches), the temporary table data replaces the production data and the temporary tables are dropped. If an error occurs, it is logged and the entire file import is aborted.

Note: During the data import of any PricingImport that has had its FillType set to **Kill And Fill**, all tables that contain AdvancedPricingRules, PricePromotions, and PriceChanges are cleared and refilled with the new data that is imported only. The PriceLookup mechanism uses the PriceChange tables to calculate the current price of an item. If all the prices are not supplied for existing items during a PricingImport Kill And Fill, then the items without prices have values of **zero**.

Full Incremental

Full Incremental is a fill type that performs adds and update, expecting that all data attributes for a particular record are included in the XML element. Any missing attributes are set to default values. Replace operations still only require enough data to properly identify the record.

Note: All columns for a row must be present in the import data.

For Full Incremental imports, each import XML data element must include all values. If some values are omitted from the import file, then the Data Import still updates the records in question, but uses default values for the omitted elements or attributes. Usually the default value chosen is **null**, **zero** or **false** unless otherwise specified in the XSD.

Consult the TablesMapping spreadsheets and the Data Dictionary for values to which specific columns are defaulted.

Delta Incremental

Delta Incremental is a fill type that produces dynamic update statements that allow for only those data attributes which are included in the file to be updated, leaving existing data attributes intact.

Note: Only those fields being updated are required in the import data.

Data Import Dependencies

Files listed in the manifest without any dependency will be processed first in no particular order. Then those files whose dependencies have already been processed will be processed, until all are completed. The following dependency information dictates the order in which files can be processed:

- Tax depends on nothing.
- Store Hierarchy/Stores depends on Tax (GeoCode).

Note: Oracle Retail Price Management and Oracle Retail Merchandising System do not provide any tax information, such as Tax Geocodes for stores or TaxGroup IDs for items. It is the responsibility of the implementation team to intercept the following download data and use a third-party tax application to apply the appropriate tax information:

- ItemImport.xml -- tax information for items.
- StoreHierarchyImport.xml -- geocode information for stores.

The implementation team must apply appropriate tax information after every Kill And Fill operation. This ensures that tax information applied to the store database is retained the next time a Kill And Fill operation is conducted.

An alternate tax information option involves the use of database triggers. The implementation team can create a database trigger to repopulate the Store table in the database with hard-coded tax information after every Kill And Fill operation. The implementation team is responsible for implementing the database trigger and providing the hard-coded tax information.

- Employee depends on Store Hierarchy/Stores.
- Merchandise Hierarchy depends on nothing.
- Item depends on Tax and Merchandise Hierarchy.

Note: Oracle Retail Price Management and Oracle Retail Merchandising System do not provide Tax Geocodes for stores or TaxGroup IDs for items. It is the responsibility of the implementation team to intercept download data and use a third-party tax application to apply the appropriate tax information.

- Pricing depends on Item and Customer.
- Currency depends on nothing.
- Customer depends on nothing.
- ScanSheet depends on Item.

Oracle Retail Price Management to Oracle Retail POS Suite Integration Overview

Oracle Retail Price Management is a strategy-based pricing solution that suggests and assists with pricing decisions, yielding a more predictable and profitable outcome. Oracle Retail Price Management evaluates prices within a broad business context with real-time access to the following:

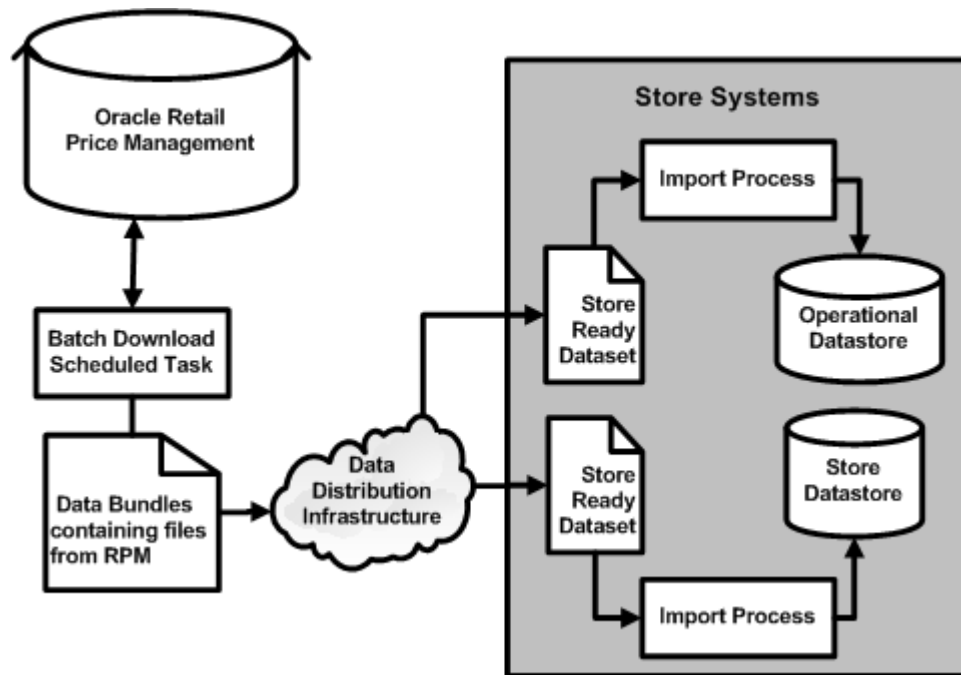
- Competitive and market data
- Projected sales impact
- Margin
- Pricing-based costs
- Current and projected inventory positions
- Markdown budgets

Oracle Retail Price Management provides a well-defined and efficient price change process that allows for aggregated permanent and clearance price change execution. Oracle Retail Price Management enables retailers to automate and streamline pricing strategies across the organization. Oracle Retail Price Management provides decision support to all pricing-focused business information to validate and approve pricing and markdown suggestions.

Note: This integration is one-way only. Oracle Retail POS Suite changes are not communicated back up to Oracle Retail Price Management.

Figure 1–2 shows a high level overview of the integration.

Figure 1–2 POS Suite to Oracle Retail Price Management



Oracle Retail Merchandising System to Oracle Retail POS Suite Integration Overview

Oracle Retail Merchandising System provides for core merchandising activities, including inventory replenishment, purchasing, and vendor management, in a global environment, across multiple retail channels. The solution incorporates three functional areas:

- Business foundation management
- Merchandise management
- Merchandise financial tracking

These functional areas enable retailers to streamline their business systems and unify business practices across their organization.

Oracle Retail Merchandising System is the main application for item, item location, merchandise hierarchy, stores and store (organizational) hierarchy data. This data is necessary for store operations and must be updated in the stores on an ongoing basis. Further, this data, particularly item data, can range in size from small incremental updates to large batch loads. The frequency and size of data feeds varies widely from customer to customer.

Note: This integration is one-way only. Oracle Retail POS Suite changes are not communicated back up to Oracle Retail Merchandising System.

Note: There are some conditions required on data in order to filter out the Oracle Retail Merchandising System data being extracted to the XML files. This is required mainly because Oracle Retail Point-of-Service has these limitations on data types. Some of these conditions are:

- Store ID length is less than or equal to 5
- Chain value length is less than or equal to 4
- Item ID length is less than or equal to 14
- UOM length is less than or equal to 2
- Diff_1 (ColorCode) length is less than or equal to 20
- Diff_2 (SizeCode) length is less than or equal to 10
- Unit retail is less than or equal to 999999.99

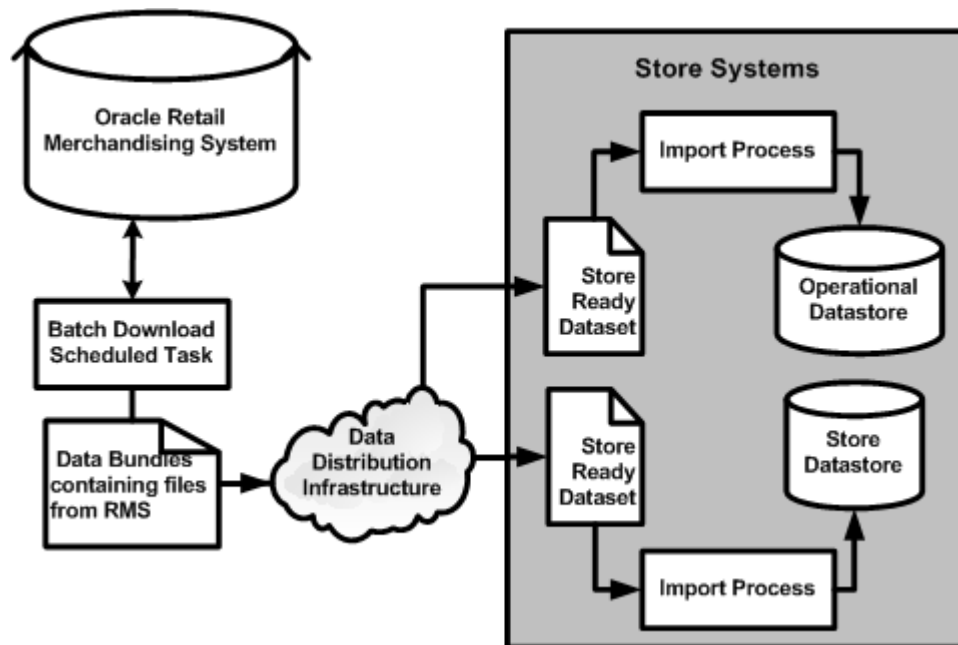
For more information, see *Oracle Retail POS Suite Relational Integrity Diagrams*.

Note: In Oracle Retail Merchandising System, class-level and store-level VAT-inclusive indicators must be set based on the Oracle Retail Point-of-Service configuration:

- When Oracle Retail Point-of-Service is set to **Unit retail tax inclusive**, then all class-level and store-level VAT-inclusive indicators in Oracle Retail Merchandising System must be set to **Y**.
 - When Oracle Retail Point-of-Service is set to **Unit retail tax exclusive**, then all class-level and store-level VAT-inclusive indicators in Oracle Retail Merchandising System must be set to **N**.
-
-

Figure 1–3 shows a high level overview of the integration.

Figure 1–3 POS Suite and Oracle Retail Merchandising System Integration



Oracle Retail POS Suite to Oracle Retail Sales Audit Overview

The integration of the Oracle Retail POS Suite products with Oracle Retail Sales Audit involves the following components:

Oracle Retail POS Suite

The Oracle Retail POS Suite logical component is comprised of Oracle Retail Point-of-Service, Back Office, and Central Office. RTLog data is created from Point-of-Service.

Oracle Retail POS Suite RTLog Files

The RTLog file is the communication mechanism for providing data from the Oracle Retail POS Suite to Oracle Retail Sales Audit. The RTLog is a transaction log file that is formatted specifically for Oracle Retail Sales Audit. Raw transaction data in the RTLog file is meant to update other merchandising system applications, and is populated from Oracle Retail POS Suite. The file is written to the physical file system by Oracle Retail POS Suite for consumption by the transportation middleware.

Oracle Retail POS Suite is responsible for writing the RTLog files to a configurable physical directory on the Store Server.

The `propname="outputAdapterClassName"` class in the `StoreServerConduit.xml` file controls the writing of the RTLog to a file.

Example 1–1 Sample excerpted from `StoreServerConduit.xml` (POS Suite RTLog Files)

```
<TECHNICIAN name="RTLogExportDaemonTechnician"
class="RTLogExportDaemonTechnician"
package="oracle.retail.stores.domain.manager.rtlog"
export="Y">
<PROPERTY propname="daemonClassName"
```

```

propvalue="oracle.retail.stores.domain.manager.
rtlog.RTLogExportDaemonThread"/>
<PROPERTY propName="daemonName"
propvalue="RTLogExportDaemon"/>
<PROPERTY propName="sleepInterval"
propvalue="600"/>
<PROPERTY propName="exportDirectoryName"
propvalue="POSLog"/>
<PROPERTY propName="databaseAdapterClassName"
propvalue="oracle.retail.stores.domain.manager.
rtlog.RTLogDatabaseAdapter"/>
<PROPERTY propName="encryptionAdapterClassName"
propvalue="oracle.retail.stores.domain.manager.
rtlog.RTLogEncryptionAdapter"/>
<PROPERTY propName="outputAdapterClassName"
propvalue="oracle.retail.stores.exportfile.rtlog.RTLogClearTextOutputAdapter

```

Oracle Retail Sales Audit does not currently support the key store approach to decrypting RTLog files. As of the current release, it is the implementer's responsibility to enhance the decryption functionality in Oracle Retail Sales Audit.

Transport Middleware

The transport middleware is a component that is responsible for polling the RTLog file produced by the Oracle Retail POS Suite. This component has the following responsibilities:

- Polling the physical file system at a specified directory.
- Writing the RTLog file to a location that Oracle Retail Sales Audit expects.
- Cleaning and archiving the RTLog file once Oracle Retail Sales Audit has consumed the RTLog file.
- Error notification if the RTLog file is not able to be extracted successfully from a physical directory.

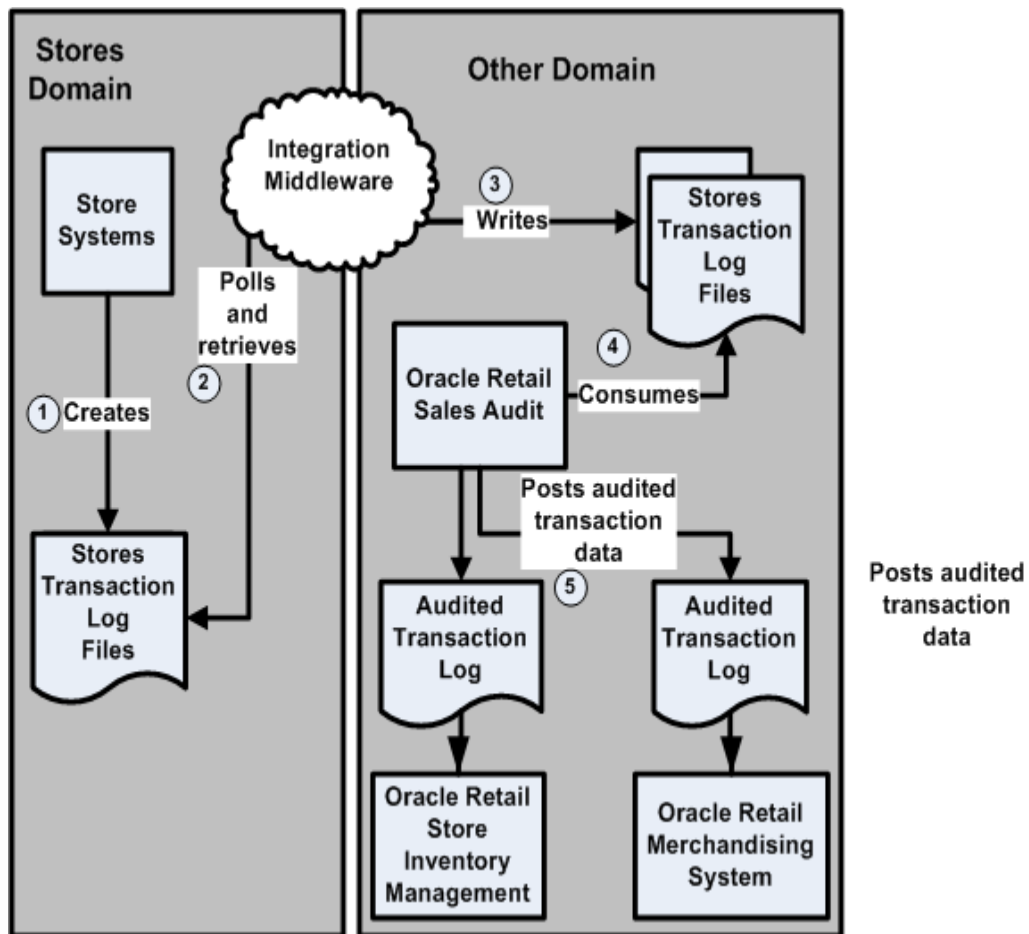
Note: Transport middleware is not provided by Oracle Retail. It is the responsibility of the implementation team to provide the integration middleware of their choice.

Oracle Retail Sales Audit

Oracle Retail Sales Audit is the gateway for transaction data updates to Oracle Retail Merchandising System and Oracle Retail Store Inventory Management. Oracle Retail Sales Audit consumes the RTLog file written to a specific directory by the integration middleware. Oracle Retail Sales Audit also sends audited data files to other merchandising system applications for consumption.

The following figure depicts the two domains that are involved when integrating transaction data within the Oracle Retail suite.

Figure 1–4 High-Level Model for Oracle Retail POS Suite-Oracle Retail Sales Audit Integration



Preconditions

The following preconditions must be observed for the system flow to function correctly:

1. Transport middleware requires read and write access to the physical file system to which Oracle Retail POS Suite writes the RTLog file.
2. Transport middleware requires read and write access to the physical file system from which Oracle Retail Sales Audit reads the RTLog files.
3. Oracle Retail POS Suite requires access to a physical file system to produce the RTLog file.

Changing RTLog Locations

In Windows, the Point-of-Service store server runs from the C:\OracleRetailStore\Server\pos\bin directory. The `propname="exportDirectoryName"` property in the following example enables implementers to specify the complete path name of any pre-existing directory on the store server computer to which they want to write RTLogs.

Example 1–2 Sample excerpted from StoreServerConduit.xml (Changing RTLog Locations)

```

<TECHNICIAN name="RTLogExportDaemonTechnician"
    class="RTLogExportDaemonTechnician"
    package="oracle.retail.stores.domain.manager.rtlog"
    export="Y">
    <PROPERTY propname="daemonClassName"

propvalue="oracle.retail.stores.domain.manager.rtlog.RTLogExportDaemonThread" />
    <PROPERTY propname="daemonName"
        propvalue="RTLogExportDaemon" />
    <PROPERTY propname="sleepInterval"
        propvalue="600" />
    <PROPERTY propname="exportDirectoryName"
        propvalue="POSLog" />

```

The value `propvalue="POSLog"/>` indicates that the RTLog files will be written to the relative path `POSLog`, or the complete pathname `C:\OracleRetailStore\Server\pos\bin\POSLog`.

System Flow Description

The Point-of-Service client application generates transaction data and sends the transaction object structure to the Point-of-Service store server. The Point-of-Service store server populates the JDBC statement type and commits the transaction data to the store database. The time increment at which data is sent to Oracle Retail Sales Audit is dictated by the retailer by editing the `propname="sleepInterval"` property in the `StoreServerConduit.xml` file:

Example 1–3 Sample excerpted from StoreServerConduit.xml (System Flow Description)

```

<TECHNICIAN name="RTLogExportDaemonTechnician"
    class="RTLogExportDaemonTechnician"
    package="oracle.retail.stores.domain.manager.rtlog"
    export="Y">
    <PROPERTY propname="daemonClassName"

propvalue="oracle.retail.stores.domain.manager.rtlog.RTLogExportDaemonThread" />
    <PROPERTY propname="daemonName"
        propvalue="RTLogExportDaemon" />
    <PROPERTY propname="sleepInterval"
        propvalue="600" />
    <PROPERTY propname="exportDirectoryName"
        propvalue="POSLog" />

```

See [Table 5–1, Store Server Conduit File](#) in chapter 5 for more information.

The overall flow shown in is summarized in the following sequence:

1. Oracle Retail POS Suite creates and encrypts RTLog files.
If the RTLog is not successfully created due to unsupported mappings, the transaction identifier and exceptional condition is logged in detail on the Point-of-Service store server.
2. Transport middleware scans directory that Oracle Retail POS Suite writes the RTLog file to and reads in unprocessed RTLog files.

3. Transport middleware moves the RTLog file from the physical directory written to by Oracle Retail POS Suite to a physical directory on an enterprise server defined by Oracle Retail Sales Audit.
4. Oracle Retail Sales Audit consumes the RTLog file written to a pre-defined directory by the transport middleware, decrypts, and executes data cleansing operations to produce audited transaction data. See [Oracle Retail POS Suite RTLog Files](#) in this chapter.
5. Oracle Retail Sales Audit outputs audited RTLog-formatted transaction batch files and places the files into directories accessible by Oracle Retail Merchandising System.

Cross Version Support for DIMP

A retailer may want to use DIMP with Release 14.1 of the POS Suite applications but with an earlier release of the Oracle Retail Merchandising Operations Management products. Cross version support enables this integration.

The installers for Oracle Retail Back Office and Oracle Retail Central Office have screens for cross version support. For more information, see the *Oracle Retail Back Office Installation Guide* and *Oracle Retail Central Office Installation Guide*.

For information on a cross version compatibility tool, see the following document available through My Oracle Support. Access My Oracle Support at the following URL:

<https://support.oracle.com>

Oracle Retail POS Suite Cross Version Compatibility Tool Overview (Doc ID: 1598607.1)

This document provides a technical overview of the Cross Version Compatibility Tool which aids retailers in integrating releases of Oracle Retail Merchandising System (RMS) and Oracle Retail Price Management (RPM) with Point-of-Service that were not integrated, tested, and released together.

Integration Architecture

This chapter provides information about the integration architecture between Oracle Retail POS Suite and merchandising products.

Oracle Retail POS Suite to Oracle Retail Sales Audit Integration Architecture

The Point-of-Service terminal is the platform that the Point-of-Service client application resides on. The cashier and the store manager interact with the Point-of-Service client application, which generates transaction data. The Point-of-Service client application sends a serialized object structure representing the sales transaction to the Point-of-Service store server residing on the In-Store-Processor (ISP). The ISP is responsible for persisting the raw transaction data to the store database.

The major component of the POS Suite to Oracle Retail Sales Audit integration is:

- **RTLog Export Daemon Technician**

Processes configuration settings from the Store Sever Conduit XML file; settings include sleep interval, maximum number of transactions per batch, export directory name, object factory class names, and export configuration files names.

Starts the RTLog Export Daemon Thread.
- **RTLog Export Daemon Thread**

Starts the export process on a periodic basis based on the configured sleep interval. Calls the RTLog Batch Generator.
- **RTLog Batch Generator**

Creates a list of transactions ready for export and calls the Export File Generator.
- **Export File Generator**

Reads the transactions in the list and formats the export data based on the export configuration files.

In this integration, the Point-of-Service store server also maps the transaction table structure to RTLog format and places the RTLog-formatted transaction into a file. The individual components that comprise the RTLog generation are described in the following subsections.

RTLog Batch Generator

The RTLog Batch Generator is a Java class that reads transactions from the store database and creates a physical RTLog file. The file format follows the standards outlined in *Oracle Retail Merchandising System Operations Guide, Volume 1 - Batch Overviews and Designs - Release 13.1*.

The RTLog Batch Generator consumes a configuration file that has the settings outlined in the following sections.

Sleep Interval

The RTLog batch generator runs in a daemon mode, which periodically outputs RTLog files created by pulling transactions from the database. In this configuration, Oracle Retail Sales Audit processes one or more RTLog files from any given store.

The default sleep interval value is 600 seconds. This value can be changed in the `StoreServerConduit.xml` file. See [Table 5-4, Store Server Conduit File](#) for more information

Maximum Transactions

The Maximum Transactions setting puts a cap on the number of RTLog transactions read from the store database during a processing cycle. If the number of transaction available is less than the maximum transactions setting, the RTLog Batch Generator reads the number of transactions available.

If Maximum Transactions is set to **-1**, then there is no limit to the number of RTLog transactions.

Oracle Retail Sales Audit

Oracle Retail Sales Audit is responsible for sales audit functionality at the store and at the corporate level. Store operations make use of Oracle Retail Sales Audit's functionality to determine over/short situations in stores, and make the necessary adjustments to raw transaction data in order to ensure integrity of data being sent to Oracle Retail Merchandising System and Oracle Retail Store Inventory Management.

Oracle Retail Sales Audit consumes unaudited transaction data in RTLog batch format. It then subjects the transaction data to numerous checks, and indicates exceptional conditions leading to out-of-balance situations. Oracle Retail Sales Audit outputs cleansed or audited RTLog data to be consumed by Oracle Retail Merchandising System, Oracle Retail Price Management, and Oracle Retail Store Inventory Management.

Data Import

Data Import (DIMP) is a set of domain-specific modules within either Oracle Retail Back Office or Oracle Retail Central Office that enable the import of data from both Oracle Retail Merchandising System and Oracle Retail Price Management. Imports through Oracle Retail Back Office are persisted to the store database, affecting the data available to and read by Oracle Retail Point-of-Service.

Note: When discussing Data Import, functionality applies to both Oracle Retail Merchandising System and Oracle Retail Price Management.

The DIMP subsystem and components are designed to enable external systems to send large volumes of data to the Oracle Retail POS Suite applications. The primary intent of this functionality is to allow for initial data seeding or routine data loading (and optional purging) to occur for such types of data as:

- Taxation
- Merchandise Hierarchy
- Store Hierarchy
- Employee
- Item
- Pricing
- Customer
- Currency (Exchange Rates)
- Scan Sheet

Note: For more information about the XML format required by any import, refer to its specific XML Schema Definition (XSD). Some attributes are labeled **required**. All attributes listed as required in the XSD must be included in the import XML file. See [Archive File Format](#) in Chapter 3 for more information about import XML format.

Note: Taxation, Employee, Customer and Currency information are not provided by Oracle Retail Merchandising System and Oracle Retail Price Management. Any of this information would come from third-party systems.

For more information, see [Third-party Tax and Employee Information](#) in Chapter 6.

Error Handling

POS Suite applications are not the system of record for data correctness. Error handling is limited to logging errors during the import and performing a retry in certain cases. Because the data imports can be interdependent, a failure in one file import may result in an abort of the import of the rest of the files in the import that depend on the failed data.

There were no changes made to the base data model to support the data import subsystem. However, a few tables exist (see [Import Status Logging](#)) to take care of data import error handling and to support any recovery or retry mechanism that might be put in place in the future (that may be custom developed).

For the current implementation, all Kill And Fill imports are applied into temporary tables. Once the import of the complete file is successful, the data is written onto the main tables. If any data operation fails, the entire file import is aborted. A FAILURE status message is logged for each of those files.

Incremental (Delta or Full) file imports continue even if a data operation fails. In that case, only the import batch containing the failure is rolled back and the error is logged. It is the customer's responsibility to decide how to handle the failed operations.

The act of aborting the import is configurable and can be changed based on implementation requirements. The class `ImportErrorHandler` mapped to the Spring key `persistence_ImportErrorHandler` in the Spring context file `PersistenceContext.xml` can be configured to any other custom implementation of an `ImportErrorHandler`.

Import Status Logging

The following section describes the statuses and three tables in the data model that record Data Import attempts:

- In case of failure in opening the bundle or reading a file in the bundle, the status in the tables is `MA_STS_BNDL_IMP - FAILED`.

No other status is logged in any other table.

- In case of failure in parsing a file, the statuses are:
 - `MA_STS_BNDL_IMP - PROCESSED`
 - `MA_STS_FL_IMP - FAILED` for that file and all other files that are dependent on that file.
 - `MA_FL_IMP_FLRS - Failure exception details of the file.`
- In case of failure while persisting a batch:
 - If Kill And Fill then:

`MA_STS_BNDL_IMP - PROCESSED`

`MA_STS_FL_IMP - FAILED` for that file and all other files that are dependent on that file.

`MA_FL_IMP_FLRS - Failure exception details of the file that has failed.`

- If Full Incremental or Delta Incremental then:

`MA_STS_BNDL_IMP - PROCESSED`

`MA_STS_FL_IMP - PARTIALLY PROCESSED` for that file only.

`MA_FL_IMP_FLRS - Failure exception details of the files that have failed.`

The Logic

MA_STS_BNDL_IMP

This is the Bundle Import Status table, which has the processing status at the bundle level. In a case where an input/output error occurs, such as unable to open the bundle or read a file from the bundle, the status is logged as `FAILED`. In all other cases where there is no input/output error, the status is `PROCESSED`. This is because a bundle can contain more than one file, and it is, from a performance standpoint, degenerative to keep track of how many files there are in the bundle and how many of them have succeeded and how many have failed. Therefore, unless an input/output error is encountered, the status `PROCESSED` is logged into the table.

MA_STS_FL_IMP

File Import Status maintains the processing status of each file in a bundle. The status `FAILED` for a file indicates that there is a parsing exception, or there is a failure while persisting a Kill And Fill file (as complete processing is aborted in case of Kill And Fill). If a failure is logged in this table for a file, then all other files in the bundle that are dependent on the failed file also have a `FAILED` status.

The status `PARTIALLY PROCESSED` for a Full Incremental or Delta Incremental import indicates there is a failure in persisting a batch. This status is irrespective of the

number of records in the file. In an incremental type of import, a batch of records with no exceptions is persisted to the database and committed. Therefore, to note a FAILED status we must know how many records there are in the file, how many batches do these records form and the processing status of each of the batch. Performance-wise this is not advisable.

Also, if a bundle is re-processed, a FAILED status on an incremental file causes the file to be processed again, generating more exceptions.

MA_FL_IMP_FLRS

Any failures encountered are logged in this table.

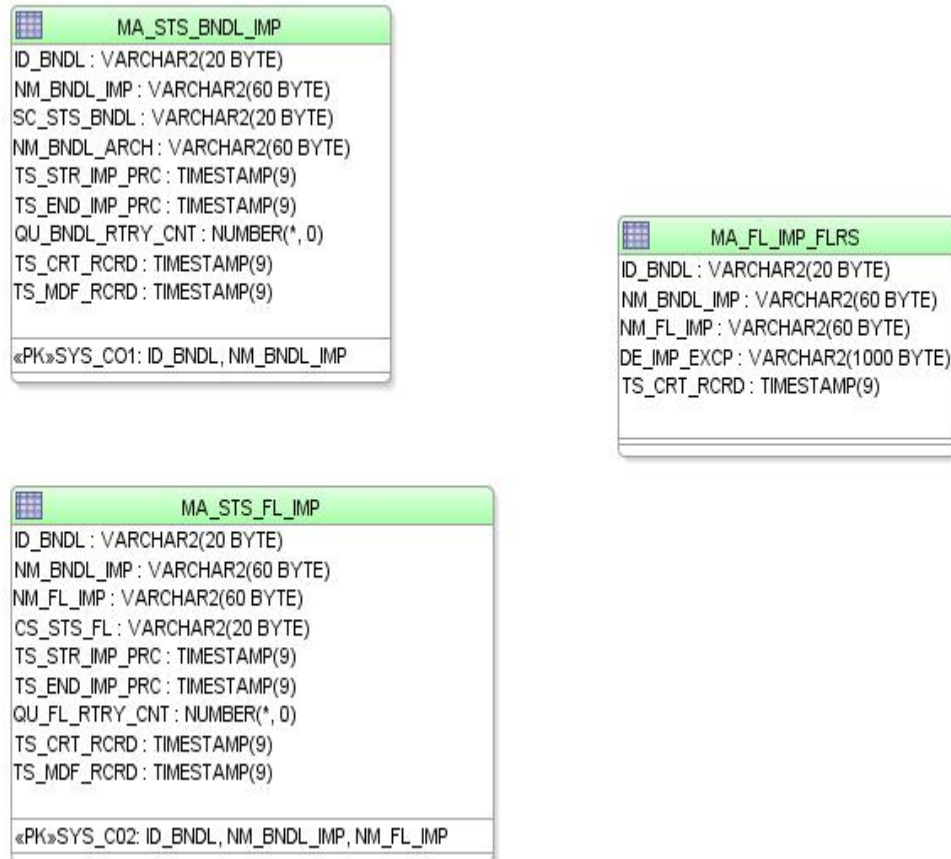
Reprocessing a Bundle

This facility is provided to reprocess any file that failed, that is, has a FAILED status in MA_STS_FL_IMP. No change is needed in the bundle to process a file again. If the same bundle is reprocessed, all the files with a status FAILED in MA_STS_FL_IMP are reprocessed. Therefore, if an incremental file has already crossed the point of parsing, (an exception while persisting) then the status for that file must never be logged as FAILED, as some of the batches might have been persisted and reprocessing the file generates more errors.

Exception Flow

- If there is a failure in any insert operation for a file of the Kill And Fill variety, the exception is logged and the complete file is aborted. Import of any subsequent file in the sequence that depends upon the failed/aborted file is also aborted. This is done to ensure that partial data inserts from the file are not performed, compromising the integrity of the data in the database. Import of files that do not depend on this particular file is not impacted.
- If an operation (insert, update, delete) fails during the processing of an incremental file, delta or full, the current batch is aborted and subsequent batches are processed. The errors are logged for the failed batch and processing continues, starting with the next batch of the data in the file.

Figure 2-1 shows the logical data model for the tables being used in error handling in Data Import.

Figure 2–1 Data Import Tables Logical Data Model

The archive file status is logged as CONSISTENT or INCONSISTENT in the table ImportBundleStatus, with the BundleID of the archive.

If an exception is encountered during the import of a file, the record where the problem is encountered is logged in the table ImportRecordStatus.

The exception is then sent up to the Data Import Controller where a FAILED status is logged on to the table ImportFileStatus. If the import has been successful for a file, a status of SUCCESS is inserted in the table.

Instrumentation for application monitoring can be provided by exposing beans to JMX through Spring, which orchestrates the process of creating JMX management interfaces for beans, and removes the need to compile them to the JMX API.

[Example 2–1](#) must be configured in the Spring PersistenceContext.xml file:

Example 2–1 Sample JMX Configuration

```

<bean id="mbeanServer"
class="org.springframework.jmx.support.MBeanServerFactoryBean"/>

<bean id="exporter" class="org.springframework.jmx.export.MBeanExporter">
<property name="beans">
<map>
<entry key="bean:name=EmployeeImportDAOKey"

```



```

value-ref="EmployeeImportDAO" />
    </map>
  </property>
  <property name="server" ref="mbeanServer" />
</bean>

<bean id="EmployeeImportDAO"

class="oracle.retail.stores.commerceservices.employee.importdata.dao.EmployeeImportDAO" />

```

Logging

At various points in the import process, exceptions such as `SQLException` and `SAXException` might be generated. They are generally rethrown as `ImportExceptions` and passed up the chain to the DIMP Controller, as well as logged for error tracking and resolution.

DIMP introduces a new Spring-based logging object to provide message consistency and allow retailer customization of messages. The underlying logging uses Apache Commons logging as the interface, and Log4j for the logging implementation. A `MessageLogger` is retrieved from the Spring service context. The logger gets message templates from a property file. Customers can define the layout of these messages to suit their needs, using the following format, where `{x}` is a placeholder for input data from the calling program:

```
Message from {0} with {1} information.
```

The Spring bean ID used for the pluggable message logger component is shown in [Table 3–1, Spring Bean IDs Used for Each of the Pluggable Components](#). The mapping is shown in [Example 2–2, "Message Bean Definition"](#).

Example 2–2 Message Bean Definition

```

<bean id="service_MessageBuilder"
class="oracle.retail.stores.commerceservices.importdata.MessageBuilder"
singleton="true" lazy-init="true">
  <property name="prefix"><value>${dimp.prefix}</value></property>
  <property name="texts">
    <list>
      <value>${dimp.text1}</value>
      <value>${dimp.text2}</value>
      <value>${dimp.text3}</value>
    </list>
  </property>
</bean>

```

See [dimplogger.properties](#) for configuration options for the DIMP MessageBuilder.

Bundles Using Multiple Threads

By default, each file in a bundle is processed by a single instance of DAO. To process this file using multiple threads, add the following attribute to the `Manifest.mf` file in the archive:

```
MultiThreaded: Y
```

Defining this attribute enables the DIMP infrastructure to parse the xml file and post the `ImportBatch` objects to the JMS queue based on the batch size defined in the

spring.properties file. The MDB listener running on this queue hands over the ImportBatch objects to the respective DAO to complete processing. By default, there are 16 instances of MDB running. To increase the default MDB instances limit, add the worker manager configuration into the weblogic-ejb-jar.xml for the MDB DIMPProcessorMDB definition under the shared-ejb.jar file in the Central Office .ear file.

To view the status of the file processing, run the following query:

```
SELECT ID_BNDL, NM_BNDL_IMP, CS_STS_FL, TS_STR_IMP_PRC, TS_END_IMP_PRC, CNT_ENQ_JMS_
MSG, CNT_DEQ_JMS_MSG, PS_STS_FL FROM MA_STS_FL_IMP
```

File processing is complete only if the CNT_ENQ_JMS_MSG count is equal to the CNT_DEQ_JMS_MSG count and PS_STS_FL is set to COMPLETE.

Note: If the file contains ADD, UPD, or DEL records for the same item, it is not guaranteed that they are processed in the same order. In those kind of situations, it is better to split those records into multiple files and add a dependency in the Manifest.mf file to process the records in the desired order.

RTLog Mapping and Translation

For RTLog format information, see "ReSA Interface File Layout [rtlog]" in the *Oracle Retail Sales Audit Operations Guide*.

Table 2-1 TransactionType (TRAT)

TransactionType	TRAT (Static)	TRAS (Static) Sub-Transaction Type
(1) Sale	SALE	SALE
(2) Return	RETURN	RETURN
(3) Void	PVOID	VOID
(4) NoSale	NOSALE	NOSALE
(1) Sale where an even exchange is made	EEXCH	EXCH
(6) OpenStore	OPEN	OSTORE
(7) CloseStore	DCLOSE	DSTORE
(8) OpenRegister	OPEN	OREG
(9) CloseRegister	CLOSE	CRGRC
(10) OpenTill	OPEN	OTILL
(11) CloseTill	CLOSE	CTILL
	TOTAL	CTILLT
(12) LoanTill	LOAN	LOTILL
(13) PickupTill	PULL	PUTILL
(14) SuspendTill	NOSALE	STILL
(15) ResumeTill	NOSALE	RTILL
(16) PayinTill	PAIDIN	PITILL
(17) PayoutTill	PAIDOU	POTILL
(18) HousePayment	PAIDIN	HOUSE

Table 2-1 (Cont.) TransactionType (TRAT)

TransactionType	TRAT (Static)	TRAS (Static) Sub-Transaction Type
(19) LayawayInitiate	SALE	LAYINT
(20) LayawayComplete	SALE	LAYCMP
(21) LayawayPayment	SALE	LAYPAY
(22) LayawayDelete	SALE	LAYDEL
(23) OrderInitiate	SALE	ORDINT
(23) OrderInitiate and Order.OrderType = (1) SpecialOrder	SPLORD	ORDINT
(24) OrderComplete	SALE	ORDCMP
(24) OrderComplete and Order.OrderType = (1) SpecialOrder	SPLORD	ORDCMP
(25) OrderCancel	SALE	ORDCAN
(25) OrderCancel and Order.OrderType = (1) SpecialOrder	SPLORD	ORDCAN
(26) OrderPartial	SALE	ORDPAR
(26) OrderPartial and Order.OrderType = (1) SpecialOrder	SPLORD	ORDPAR
(27) BankDepositStore	NOSALE	BANK
(35) Instant Credit Enrollment	NOSALE	INSCRE
(36) Redeem	RETURN	REDEEM
(37) Enter Training Mode	NOSALE	NTRAIN
(38) Exit Training Mode	NOSALE	XTRAIN
(40) Payroll Payout	PAIDOU	PAYOUT
(41) Enter Transaction Reentry	NOSALE	NTRENT
(42) Exit Transaction Reentry	NOSALE	XTRENT
Any transaction where Transaction.TransactionStatusCode = (3) Canceled	VOID	CANCEL
Any transaction where Transaction.TrainingMode= ON	NOSALE	TRAIN
Any transaction where Transaction.TransactionStatusCode = (4) Suspend Transaction.	NOSALE	SUSPND

Note: (4) Suspend Transactions get sent in the RTLog. Subsequent resume or cancel actions simply change the transaction status code to (6) Resume Transaction or (7) Canceled Suspended Transaction. A new transaction is not created, hence no subsequent RTLog record, except if the Suspended Transaction is Resumed then SOLD, upon which a SALE transaction is created.

Table 2–2 ReasonCode (REAC)

Reason entered by cashier for some transaction types. Required for Paid In and Paid out transaction types, but can also be used for voids, returns, and so forth.	REAC	Description
Till.TillPayInReasonCodes (53) BadCheckPayment	NSF	NSF Check Payment
Till.TillPayInReasonCodes(54) VendingMachineRevenue	TPIVMR	TillPayIn VendingMachineRevenue
Till.TillPayInReasonCodes(55) Miscellaneous	TPIMSC	TillPayIn Miscellaneous
Till.TillPayrollPayOutReasonCodes (1) PayrollAdvance	PAYRL	Payroll Payout
Till.TillPayrollPayOutReasonCodes (2) FinalPay	PAYRL	Payroll Payout
Till.TillPayOutReasonCodes (56) Postage	TPOP	TillPayOut Postage
Till.TillPayOutReasonCodes (57) Supplies	TPOS	TillPayOut Supplies
Till.TillPayOutReasonCodes (58) Entertainment	TPOE	TillPayOut Entertainment
Sale.NoSaleReasonCodes(1) CustomerChange	NSCC	NoSale CustomerChange
Sale.NoSaleReasonCodes(2) ChangeForRegister	NSCFR	NoSale ChangeForRegister
Sale.PostVoidReasonCodes(1) IncorrectPrice	PVIP	PostVoid IncorrectPrice
Sale.PostVoidReasonCodes(2) DiscountIncorrect	PVDI	PostVoid DiscountIncorrect
Sale.PostVoidReasonCodes(3) CustomerChangedMind	PVCCM	PostVoid CustomerChangedMind
Sale.PostVoidReasonCodes(4) AssociateError	PVAE	PostVoid AssociateError
Sale.PostVoidReasonCodes(5) OtherFormPayment	PVOFP	PostVoid OtherFormPayment
Sale.PostVoidReasonCodes(6) Other Payment	PVO	PostVoid Other Payment
Where transaction type = (18) House Payment	HOUSE	House Payment

Table 2–3 Sale Line Item (SASI)

Status of the item within the transaction	SASI (Sale Line Item)	Static
SaleReturnLineItem.Quantity is negative	R	Return
SaleReturnLineItem.Quantity is positive	S	Sale
RetailTransactionLineItem.VoidFlag = true	V	Voided (when voided RTLog includes both original and voided line item)
OrderLineItemStatus.ItemStatus = (0) New	ORI	Order Item Initiate
OrderLineItemStatus.ItemStatus = (3) Canceled or (7) Voided	ORC	Order Item Cancel
OrderLineItemStatus.ItemStatus = (4) Pickedup	ORD	Order Item Complete
LayawayTransactionStatus.Status = (1)	LIN	Layaway Item Initiate (all sale return line items in the transaction take this status)
LayawayTransactionStatus.Status = (3) Expired or (5) Canceled or (6) Voided	LCA	Layaway Item Cancel (all sale return line items in the transaction take this status)
LayawayTransactionStatus.Status = (4)	LCO	Layaway Item Complete (all sale return line items in the transaction take this status)

Table 2–4 Sale Item Type (SAIT)

Identifies what type of item is transmitted.	SAIT (Sale Item Type)	Static
Gift Cards or Gift Certificates	GCN	Voucher Number
Stock Items	ITEM	Item
Service Type items	NMITEM	Non-Merchandise Item
Transaction level item	REF	Reference Item

Table 2–5 UPCT

Identifies type of item number if item type is ITEM or REF	UPCT	Static
Item.ItemID	ITEM	Retek Item Number

Table 2–6 OverrideReasonCodes (ORRC)

Reason an item price is overridden at the Point-of-Service.	ORRC (Price Override Reason Code)	Dynamic
(3) Defective	D	Damaged Goods
(5) SignageError	S	Incorrect Signage

Table 2-7 Sale Return Reason (SARR)

The reason an item is returned.	SARR (Sale Return Reason)	Dynamic
(33) Defective	01	Damaged
(33) Defective	02	Defective
(11) WrongColor	06	Color Not As Shown
(45) CustomerChangedMind	19	CustomerChangedMind
(55) PriceAdjustment	20	PriceAdjustment

Table 2-8 Merchandising System Promotion Type (PRMT)

The Merchandising System Promotion Type	PRMT (Merchandising System Promotion Type)	Static
Computed	1004	In Store Discount
Computed	1005	Employee Discount
Computed	1006	Off Retail
Computed	2000	DTC Promotions
Computed	9999	Promotion

Table 2-9 Sale Disc Type within a promotion (SADT)

The type of discount within a promotion.	SADT (Sale Disc Type within a promotion)	Dynamic
(2402,2006,2303,2105) Saturday Morning Special	SATSPL	Saturday Morning Special
(2410,2014,2311,2113) Senior Citizen	SENCIT	Senior Citizen
(2428,2022,2329,2121) Competition Special	CMPSPPL	Competition Special
(2436,2030,2337,2139) Store Coupon	SCOUP	Store Coupon
(3) Defective	D	Damaged Goods
(5) SignageError	S	Incorrect Signage
(2) CompetitionPrice	CP	CompetitionPrice
(1) AdPrice	AP	AdPrice
(4) ManagersSpecial	MS	ManagersSpecial

Table 2-10 TaxCode (TAXC)

Tax code to represent whether it is a state tax type, provincial tax, and so forth.	TAXC	Dynamic
TOTTAX (No Longer Used)	TOTTAX	Aggregate total of tax excluding VAT

Table 2-11 TenderTypes (TENT)

High-level grouping of tender types.	TENT	Static
CASH Cash	CASH	Cash
CRDT Credit Card	CCARD	Credit Card
CHCK Check	CHECK	Personal Check

Table 2–11 (Cont.) TenderTypes (TENT)

High-level grouping of tender types.	TENT	Static
ECHK E-Check	CHECK	Personal Check
TRAV Travelers Check	CHECK	Personal Check
MBCK Mail Bank Check	CHECK	Personal Check
QPON Manufacturers Coupon	COUPON	Coupon
DBIT Debit Card	DCARD	Debit Card
MNYO Money Order	MORDER	Money Order
GCRD Gift Card	VOUCH	Voucher (gift cert. or credit)
GICT Gift Certificate	VOUCH	Voucher (gift cert. or credit)
STCR Store Credit	VOUCH	Voucher (gift cert. or credit)
MACT Mall Certificate	VOUCH	Voucher (gift cert. or credit)
PRCH Purchase Order	VOUCH	Voucher (gift cert. or credit)
VOUCH Voucher	VOUCH	Voucher (gift cert. or credit)

Table 2–12 TenderType ID (POS_TENDER_TYPE_HEAD)

Tender Type ID. Low level grouping of tender types.	POS_TENDER_TYPE_HEAD	Notes
CASH Cash	1000 CASH Cash - primary currency	
CHCK Check	2000 CHECK Personal Check	
TRAV Travelers Check	2020 CHECK Traveler Check	
QPON Manufacturers Coupon	5000 COUPON Manufacturers Coupons	
DBIT Debit Card	8000 DCARD Debit Card	
MNYO Money Order	6000 MORDER Money Orders	
GICT Gift Certificate	4030 VOUCH Gift Certificate	
GCRD Gift Card	4040 VOUCH Gift Card	
STCR Store Credit	4050 VOUCH Store Credit	
MACT Mall Certificate	4060 VOUCH Mall Certificate	
PRCH Purchase Order	4070 VOUCH Purchase Order	
VOUCH Voucher	4080 VOUCH PrePaid	No longer used.
ECHK E-Check	2030 CHECK E-Check	
MBCK Mail Bank Check	2040 CHECK Mail Bank Check	
Visa	3000 CCARD Visa	
MasterCard	3010 CCARD Mastercard	
AmEx	3020 CCARD American Express	

Table 2–12 (Cont.) TenderType ID (POS_TENDER_TYPE_HEAD)

Tender Type ID. Low level grouping of tender types.	POS_TENDER_TYPE_HEAD	Notes
Discover	3030 CCARD Discover	
DinersClub or Diners	3040 CCARD Diners Club - N. America	
HouseCard	3120 CCARD House Card	
JCB	3090 CCARD JCB	
CASH Cash Alternate Currency	1010 CASH Cash Alternate Currency	
CHCK Check Alternate Currency	2050 CHECK Personal Check Alternate Currency	
TRAV Travelers Check Alternate Currency	2060 CHECK Travelers Check Alternate Currency	
STCR Store Credit Alternate Currency	4090 VOUCH Store Credit Alternate Currency	
GICT Gift Certificate	4100 VOUCH Gift Certificate Alternate Currency	

Table 2–13 Credit Card Auth Source (CCAS)

Authorization Source	CCAS (Credit Card Auth Source)	Dynamic
Automatic, System	E	Electronic
Manual	M	Manual

Table 2–14 Credit Card Verification (CCVF)

Cardholder Verification	CCVF (Credit Card Verification)	Dynamic
CreditDebitCardTenderLineItem.CustomerSignatureImage is NULL	C	Card Shown
CreditDebitCardTenderLineItem.TenderTypeCode = DBIT	P	PIN Entered
CreditDebitCardTenderLineItem.CustomerSignatureImage is NOT NULL	S	Signature Verified

Table 2–15 Credit Card Entered Manually (CCEM)

Credit card input type	CCEM (Credit Card Entered Manually)	Dynamic
Manual	T	Terminal Used
MagSwipe	MSR	Magnetic Strip Read

Table 2–16 Credit Card Special Condition (CCSC)

Credit card special condition	CCSC (Credit Card Special Condition)	Dynamic
If CCAS = E	E	Electronic-secured
If CCAS = M	P	Phone

Table 2-17 Card Weight (CW)

Unit of Measure	CW (Card Weight)	Notes
'LF' 'linear feet'	'LF' 'linear feet'	
'LM' 'linear meters'	'LM' 'linear meters'	
'PN' 'pounds net'	'LBS' 'POUNDS'	
'KG' 'kilograms'	'KG' 'KILOGRAM'	
'UN' 'units'	'EA' 'EACH'	

Table 2-18 Total ID for TOTAL type transactions -- Char(10) in Oracle Retail Sales Audit

Total ID (Reference Number 1) for TOTAL type transactions.	Char(10) in Oracle Retail Sales Audit	Notes
1000 CASH Cash - primary currency	CASH	
2000 CHECK Personal Check	CHCK	
2020 CHECK Traveler Check	TRAVCHK	
5000 COUPON Manufacturers Coupons	QPON	
UNKNW DCARD Unknown (unbranded Debit Card)	DEBITCARD Unbranded	DEBITCARD now will have branded/unbranded designations in Oracle Retail Sales Audit
3000 DCARD Visa	DEBITCARD Visa	
3010 DCARD Mastercard	DEBITCARD MCard	
3020 DCARD American Express	DEBITCARD AmEx	
3030 DCARD Discover	DEBITCARD Disc	
3040 DCARD Diners Club - N. America	DEBITCARD Diner	
3130 DCARD JCB	DEBITCARD JCB	
2030 CHECK E-Check	ECHECK	
2040 CHECK Mail Bank Check	MBCHECK	
3000 CCARD Visa	CCARDVisa	
3010 CCARD Mastercard	CCARDMCard	
3020 CCARD American Express	CCARDAmEx	
3030 CCARD Discover	CCARDDisc	
3040 CCARD Diners Club - N. America	CCARDDiner	
3120 CCARD House Card	CCARDHCard	
3130 CCARD JCB	CCARDJCB	
1010 CASH Cash Alternate Currency	CASHAC	
2050 CHECK Personal Check Alternate Currency	PCHECKAC	
2060 CHECK Alternate Currency	TCHECKAC	
4090 VOUCH Store Credit Alternate Currency	STCRDTAC	
4100 VOUCH Gift Certificate Alternate Currency	GIFTCERTAC	

Table 2–19 Check Tender Method ID -- Char(6) in Oracle Retail Sales Audit

Check Tender Method ID	Char(6) in Oracle Retail Sales Audit	Notes
10 - Driver's License	DRVRLC	
20 - Passport	PASSPT	
30 - Military ID	MILTID	
40 - State/Region ID	STRGID	
50 - Student ID	STUDID	
60 - Resident Alien ID	RSALID	

Implementation Configuration

This chapter provides information about configuring an implementation.

Data Import Spring Configurations

The system has been designed to support a pluggable model. The DIMP Controller, ImportTranslator, ImportController, ImportDAO, MessageLogger and scheduler are all designed to be configurable at deployment time. This is accomplished through the use of Spring as a deployment configuration framework. Each of these classes is only accessed through their interface. Therefore, any new implementations only need to support the interfaces to be used by the subsystem. Introducing an alternate implementation is done through updates to the Spring properties or context files. No additional code changes are necessary.

[Table 3–1](#) includes the set of Spring bean IDs used for each of the pluggable components.

Note: 1 to $2^{64} - 1$ is the logical range of the batchSize, though database performance may require the upper limit to be much smaller than that. Only the implementation team will be able to determine what the actual upper limit should be based upon database performance.

Table 3–1 Spring Bean IDs Used for Each of the Pluggable Components

Spring Bean ID	Provided Implementation	Default Configuration
service_MerchandiseHierarchyImportTranslator	oracle.retail.stores.commerceservices.item.hierarchy.importdata.MerchandiseHierarchyImportTranslator	batchSize=1000
service_StoreHierarchyImportTranslator	oracle.retail.stores.commerceservices.store.hierarchy.importdata.StoreHierarchyImportTranslator	batchSize=1000
service_TaxImportTranslator	oracle.retail.stores.commerceservices.tax.importdata.TaxImportTranslator	batchSize=100
service_EmployeeImportTranslator	oracle.retail.stores.commerceservices.employee.importdata.EmployeeImportTranslator	batchSize=1000
service_CustomerImportTranslator	oracle.retail.stores.commerceservices.customer.importdata.CustomerImportTranslator	batchSize=1000

Table 3–1 (Cont.) Spring Bean IDs Used for Each of the Pluggable Components

Spring Bean ID	Provided Implementation	Default Configuration
service_ ItemImportTranslator	oracle.retail.stores.commerceservices.item .item.importdata.ItemImportTranslator	batchSize=1000
service_ PricingImportTranslator	oracle.retail.stores.commerceservices.pric ing.importdata.PricingImportTranslator	batchSize=1000
service_ CurrencyImportTranslator	oracle.retail.stores.commerceservices.curr ency.importdata.CurrencyImportTranslat or	batchSize=1000
service_ ScanSheetImportTranslator	oracle.retail.stores.commerceservices.scan sheet.importdata.ScanSheetImportTransla tor	batchSize=1000
service_ImportSequence	oracle.retail.stores.commerceservices.imp ortdata.ImportSequence	NA
service_ImportInitiator	oracle.retail.stores.commerceservices.imp ortdata.ImportInitiator	executeImport=false
service_TransformInitiator	oracle.retail.stores.commerceservices.imp ortdata.TransformInitiator	executeTransform=false
service_ ImportTranslatorMap	oracle.retail.stores.commerceservices.imp ortdata.ImportTranslatorMap	NA
service_ImportIOAdapter	oracle.retail.stores.commerceservices.imp ortdata.EEImportIOAdapter	NA
service_MessageBuilder	oracle.retail.stores.commerceservices.imp ortdata.MessageBuilder	prefix=***DIMP:
DIMP_Scheduler	org.springframework.scheduling. quartz.SchedulerFactoryBean	triggers=service_ ImportJobTriggerAutoStartup=true ApplicationContextSchedulerContext Key=applicationContextWaitForJobsTo CompleteOnShutdown=true

These setting can be found in the `ServiceContext.xml` file packaged in the `config.jar` under the `/config/context` package.

The `web.xml` in `WEB-INF` directory has the following configuration under the `web-app` section.

```
<context-param>
<param-name>contextConfigLocation</param-name>
<param-value>/WEB-INF/DataImportScheduler.xml</param-value>
</context-param>
```

The following servlet should also be configured to start up automatically. The servlet loads the context configuration files necessary for starting DIMP's bundle-polling mechanism. Because the `DataImportScheduler.xml` file is configured in the context, this file is loaded by the servlet. In the context, the `SchedulerFactoryBean` is configured to start on load; hence it is invoked and starts the scheduler timer. The timer intervals can be configured from `spring.properties`. See [spring.properties](#).

```
<servlet>
<servlet-name>context</servlet-name>
<servlet-class>org.springframework.web.context.ContextLoaderServlet</servlet-class>
>
<load-on-startup>1</load-on-startup>
</servlet>
```

Table 3–2 includes additional sets of Spring bean IDs used for each of the pluggable components.

Table 3–2 Additional Spring Bean IDs Used for Each of the Pluggable Components

Spring Bean ID	Provided Implementation	Additional Configuration
persistence_ImportController	oracle.retail.stores.commerceservices.importdata.ImportController	batchSize=1000
persistence_MerchandiseHierarchyImportDAOTarget	oracle.retail.stores.commerceservices.item.hierarchy.importdata.dao.MerchandiseHierarchyImportDAO	dataSource=persistence_dataSource
persistence_StoreHierarchyImportDAOTarget	oracle.retail.stores.commerceservices.store.hierarchy.importdata.dao.StoreHierarchyImportDAO	dataSource=persistence_dataSource
persistence_TaxImportDAOTarget	oracle.retail.stores.commerceservices.tax.importdata.dao.TaxImportDAO	dataSource=persistence_dataSource
persistence_EmployeeImportDAOTarget	oracle.retail.stores.commerceservices.employee.importdata.dao.EmployeeImportDAO	dataSource=persistence_dataSource
persistence_ItemImportDAO	oracle.retail.stores.commerceservices.item.item.importdata.dao.ItemImportDAO	dataSource=persistence_dataSource
persistence_PricingImportDAO	oracle.retail.stores.commerceservices.pricing.importdata.dao.PricingImportDAO	dataSource=persistence_dataSource
persistence_CurrencyImportDAO	oracle.retail.stores.commerceservices.currency.importdata.dao.CurrencyImportDAO	dataSource=persistence_dataSource
persistence_CustomerImportDAO	oracle.retail.stores.commerceservices.customer.importdata.dao.CustomerImportDAO	dataSource=persistence_dataSource
persistence_ScanSheetImportDAO	oracle.retail.stores.commerceservices.importdata.dao.ScanSheetImportDAO	dataSource=persistence_dataSource
persistence_ImportErrorHandler	oracle.retail.stores.commerceservices.importdata.ImportErrorHandler	dataSource=persistence_dataSource
persistence_PricingElementsLoader	oracle.retail.stores.commerceservices.pricing.importdata.PricingElementsLoader	NA
persistence_TaxElementsLoader	oracle.retail.stores.commerceservices.item.item.importdata.TaxElementsLoader	NA

These settings can be found in the PersistenceContext.xml file packaged in the config.jar under the /config/context package.

By default, the ImportController’s batch size is set to 1000 and all the translators (except TaxImport) are also using the same. Each individual translator can be configured separately to optimize the import per the size of the data operation. Spring sets the batch size value onto the translator when instantiated using the propertyConfigurer. It is the responsibility of the translator to call setBatchSize(int) with that value onto the ImportController.

Note: Although the application ships with a default batch size set to 1000, the optimum batch size for every deployment is unknown. Determining the optimum size will depend on critical factors only known at deployment including, but not limited to, application server and database sizing. DIMP will perform faster with fewer batches, for example, a higher batch size, but care must be taken not to raise the size too high and exceed the data transaction timeout controlled by the middleware.

Notice that the ID of the DAO beans end with `Target`. This is because the ID that is actually used by the application returns a Proxy Bean configured to intercept method calls to the DAO and associate transactions with them. Upon `ImportExceptions` thrown by those methods, the transaction is rolled back. This is an example of Aspect Orient Programming whereby Spring has provided the mechanism to handle the transaction management.

Several configuration files exist containing settings specific to DIMP. Properties are read when the server starts, so any changes require a server restart before they take effect.

spring.properties

Find `spring.properties` in the following location:

```
<INSTALL_DIR>\profiles\AppSrv01\properties
```

The following is an example `spring.properties` file:

```
#####
## Global settings (applicable to Oracle WebLogic #
## Application Server) #
#####

# directory in which incoming data import bundles arrive
importdata.file.path=C:/temp/dataimport/incoming

# directory in which dimp bundles are archived after processing
importdata.archive.path=C:/temp/dataimport/archive

# true/false whether data import scheduler should scan importdata.file.path
execute.import=false

# schedule DIMP to check for new bundles every five minutes between 1:00 and 3:00
AM everyday.

# see http://en.wikipedia.org/wiki/CRON\_expression for editing CRON expressions.

import.scheduler.cronexpression=0 0/5 1-3 * * ?

# name of the DIMP logger config file
logger.filename=dimplogger

# default import data batch size for ImportController
importdata.batchsize=1000

# Specific import type batch size to override the default size.
# When the attribute is set with a value of 0 then the default batch size is used.
# The attribute is mandatory to be mentioned along with a non null value. The
```

value can be 0.

```
merchandisehierarchy.importdata.batchsize=${importdata.batchsize}
storehierarchy.importdata.batchsize=${importdata.batchsize}
tax.importdata.batchsize=100
currency.importdata.batchsize=${importdata.batchsize}
customer.importdata.batchsize=${importdata.batchsize}
employee.importdata.batchsize=${importdata.batchsize}
item.importdata.batchsize=${importdata.batchsize}
pricing.importdata.batchsize=${importdata.batchsize}

#KeyStore Encryption Properties
keyStoreEncryption.providerName=SunJCE
keyStoreEncryption.hashAlgorithmName=SHA-256
#keyStoreEncryption.jndiName=eis/keystoreconnector
keyStoreEncryption.jndiName=eis/keystoreconnector
keyStoreEncryption.implementationClassName=oracle.retail.stores.simkeystore.simint
erface.SimKeyStoreEncryptionService
```

`importdata.file.path` and `importdata.archive.path` are file-system dependent. Windows systems would use paths such as:

```
C:/temp/dataimport/incoming
```

Linux systems would use paths such as:

```
/tmp/dataimport/incoming
```

Note: Take care on systems that have more than one Back Office or Central Office or a combination of both: do not configure each to point to the same directory; they will race each other for the incoming bundles.

`execute.import` determines whether or not data imports execute in the environment. Its default is **false**. Set this to **true** to enable DIMP.

`logger.filename` points to another properties file containing the string values that can be customized for DIMP messages.

dimlogger.properties

This is the file referred to by the value, `logger.filename`, in `spring.properties`. It contains text values that can be customized to make DIMP messages easily distinguishable in the oracleretail log file.

Every DIMP message appears with the `dimp.prefix`. `dimp.text1`, `dimp.text2` and `dimp.text3` are used depending on how much information is supplied by the underlying system.

Archive File Format

The Archive File is of the following format:

```
META-INF
  MANIFEST.MF
ItemImport-12345-20032-007.xml
PriceImport-12345-20032-007.xml
```

```
StoreHierarchy.xml
...
```

The suggested file naming convention for the archive is as follows:

```
[arbitrary_portion]-[store_id]-[YYYYMMDD]-[NNN].jar
```

Where `[arbitrary_portion]` can be used by the implementation team for any value, and `[NNN]` is the batch ID in the range of 0 through $2^{32}-1$, or 2,147,483,647 (because of the limitations of the XSD int datatype). This is a sequential number that is used to allow more than one bundle with the same `[YYYYMMDD]`, if more than one exists on the server at a time. When more than one file does exist, the file creation time is used to determine the order in which they are processed. The date is only available for visual reference. If the file name is not formatted as above, the values in the manifest are used instead. However, if both the archive file name and the file names within the manifest contain a batch ID, the value in the archive file name takes precedence.

There is no restriction on the file names and they can be in any format. But the exact file names have to be listed in the MANIFEST.MF.

The format of the MANIFEST.MF is as follows:

```
Manifest-Version: 1.0

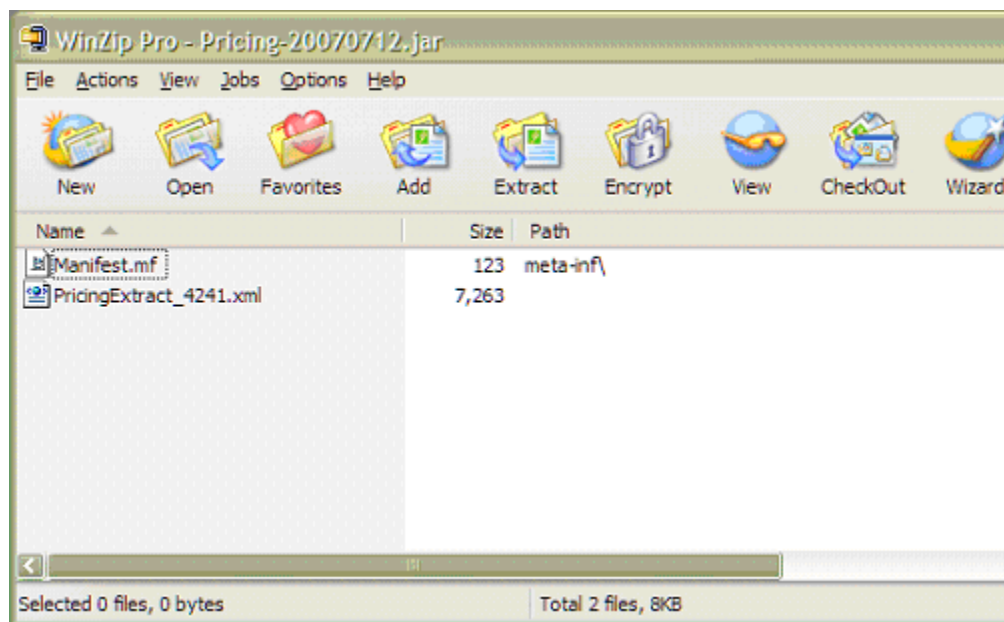
# This manifest describes the contents of an archive referred to as a
# bundle. The following two values list the ID of the batch that
# produced this bundle and the ID of the destination store to receive
# it. The BatchID should be numeric less than 2^32-1.

BatchID: <N>
StoreID: <NNNNN>

# The following section lists the files contained in this bundle archive.
# Each key should begin with "FileN" without quotes and N being a number.
# The value of the key consists of a bundle entry file name followed
# by hard brackets containing a list of files that should be processed
# before it.
#
# e.g. File1: ItemImport.xml[TaxImport.xml,StoreHierarchyImport.xml]
#
# The order of the files or their dependency list is not important.

File1: <filename1>[<optional dependencies>]
...
FileN: <filenameN>[<optional dependencies>]
```

With the exception of manifest.mf, path names should not be used when creating the manifest. In [Figure 3–1](#), note that the path column is empty except for meta-inf, the path for manifest.mf.

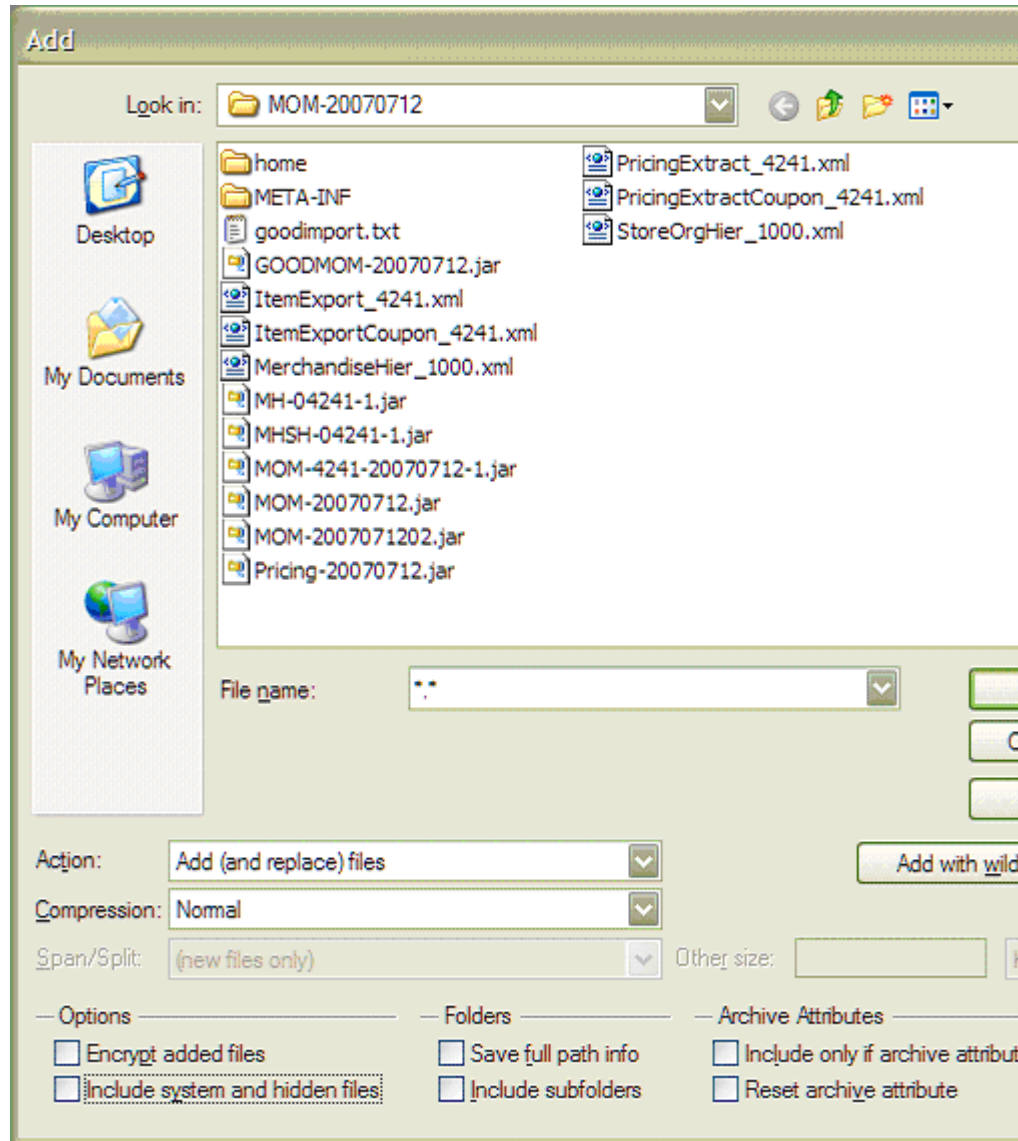
Figure 3-1 Adding Files To a Jar

Note: WinZip can be used to create a bundle, inspect the bundle, as well as add, delete, or modify the XML contents. Care should be taken to use text editors that will not corrupt the contents, as often happens when using Notepad. Alternately, use the following *jar* command line utility (from a Java Standard Development Kit) to create a bundle:

```
C:\temp\dataimport\archive>%JAVA_HOME%\bin\jar -cvfm test_
coupon3.jar manifest_details.txt PricingImportSample_
addCouponDiscount.xml ItemImportSample_addCoupon.xml
```

In [Figure 3-2](#), note that the **Save full path info** option at the bottom is not selected.

Figure 3-2 Adding Files To A WinZip Archive



The following is an example of a manifest file:

Manifest-Version: 1.0

```
# This manifest describes the contents of an archive referred to as a
# bundle. The following two values list the ID of the batch that
# produced this bundle and the ID of the destination store to receive
# it. The BatchID should be numeric less than 2^32-1.
```

BatchID: 1

StoreID: 04241

```
# The following section lists the files contained in this bundle archive.
# Each key should begin with "FileN" without quotes and N being a number.
# The value of the key consists of a bundle entry file name followed
# by hard brackets containing a list of files that should be processed
# before it.
#
```

```
# e.g. File1: ItemImport.xml[TaxImport.xml,StoreHierarchyImport.xml]
#
# The order of the files or their dependency list is not important.

File1: TaxImport.xml[]
File2: MerchandiseHierarchyImport.xml[]
File3:
ItemImport.xml[TaxImport.xml,MerchandiseHierarchyImport.xml,StoreHierarchyImport.xml]
File4: ItemImport2.xml[ItemImport.xml]
File5: PriceImport.xml[ItemImport2.xml]
File6: StoreHierarchyImport.xml[]
File7: EmployeeImport.xml[StoreHierarchyImport.xml]
```

Oracle Retail Merchandising System Configuration

If the retailer is integrating with Oracle Retail Merchandising System, it is assumed that the retailer is setting up items within Oracle Retail Merchandising System, and not using this feature in Back Office. If the retailer chooses to add or edit an item within Back Office, then that item data might be overridden by the next download from Oracle Retail Merchandising System.

Some data fields are defaulted to the values shown in [Table 3–3](#).

Table 3–3 Oracle Retail Merchandising System Default Values in the Back Office Item Maintenance Screen

Back Office Data Field	Default Value when Integrating with Oracle Retail Merchandising System or Limitation
Cost	0
Class	Items belong to one class only
Manufacturer	Null
Planogram	Null
Labels/Tags Template Type	Default
Serialized	FALSE
Restocking Fee	FALSE
Activation Required	No
Registry Eligible	No
Employee Discount Eligible	Yes
Damage Discount Eligible	Yes
Size Entry Required	No
Authorized for Sale	Active
Item Department	The first department in the drop down list. If no Item Department is specified, then the value is defaulted to the first value in the drop down list.

Service items (non-merchandise items that are non-inventory) need to be loaded separate from the download process.

In Oracle Retail Merchandising System, differentiators **1** and **2** are sent as values and are mapped to COLOR and SIZE in Point-of-Service.

- 1 = COLOR
- 2 = SIZE

Oracle Retail Price Management Configuration

If the retailer is integrating with Oracle Retail Price Management, it is assumed that the retailer is managing items and pricing within Oracle Retail Price Management, and not using this feature in Back Office. If the retailer chooses to add or edit an item within Back Office, that item data might be overridden by the next download from Oracle Retail Price Management. Oracle does not provide support for using Back Office to manage items and pricing when in an integrated environment with Oracle Retail Price Management.

During this phase of the integration, some data fields are defaulted to the values shown in [Table 3-4](#).

Table 3-4 Oracle Retail Price Management Default Values

Back Office Screen	Back Office Data Field	Default Value when Integrating with Oracle Retail Price Management or Limitation
Discount Rule	Accounting Method	Discount
Discount Rule	Deal Distribution	Target
Discount Rule	Target Quantity	1
Price Maintenance	Start Time	0:00
Price Maintenance	End Time	23:59:59
Price Maintenance	Status	This field is deprecated and no longer used. The status is determined from the effective and expiration dates.
Price Maintenance	Template Type	Default

Capacity Planning

This chapter lists the approximate hard drive sizes that are required at each store to be able to support the Data Import project.

The following assumptions were made to arrive at an approximate capacity:

- The archival period is one week.
- The frequency is one import bundle per day.
- Tax, Customer and Currency imports where not included in the bundles.
- Peak Load for the EMPLOYEE Import is 30 employees per file.
- The Peak Load Capacity of each file is taken into consideration for the estimation. See [Table 4-1, "File Sizes"](#).
- The average compression ratio in creating a jar file is considered to be 60%.
- As the frequency is one bundle per day, and the archival period is one week, therefore the maximum number of files on the disk is eight.
- A footprint on the DDI (Data Distribution Interface) on the Store Server is considered to be the size of one bundle and added to the final estimate. The footprint on the DDI is not part of the scope of the DIMP.
- Because the peak load size for Merchandise Hierarchy is not defined, a load of 5000 records is estimated.

[Table 4-1](#) identifies the file sizes for components in the data import at a store.

Table 4-1 File Sizes

Type of Import	One-Record Size in Bytes	Peak Load (Number of Records)	Peak File Size in Bytes
Item	950.00	15,000,000.00	14,250,000,000.00
Pricing	1,600.00	820,000.00	1,312,000,000.00
Store	710.00	5,000.00	3,550,000.00
Merchandise	300.00	5,000.00	1,500,000.00
Employee	1,400.00	30.00	42,000.00

Total Size of Files

15,567,092,000.00 Bytes

Table 4–2 identifies the sizes of data import bundles.

Table 4–2 Bundle Size

Bundle Size (jar Size)	Assuming 60% Compression Ratio in creating a jar	9,340,255,200.00	Bytes
		8,900.00	MB
Approximate Bundle Size		8.69	GB

Table 4–3 identifies the required hard-drive capacities to enable a data import.

Table 4–3 Hard Drive Capacity

Seven files in Archive + One File in current		71,200.00	MB
		69.53	GB
Approximate Hard Drive Size to retain the Bundles		70.00	GB
Footprint on DDI Store Server (the DDI remains the responsibility of the implementation team to implement) - assuming size of one Bundle		78.69	GB

Required Hard Drive Capacity (Approximate)
80.00 GB

Table 4-4 Item Import Data Volumes

Data Volumes		
Item	800,000 – 1.5 million for peak season 5000 – 15,000 for delta	1.5 million
Item Location	See Item	See Item
Item (Merchandise) Hierarchy	number of departments	number of departments
	groups	number of groups
	number of hierarchies	number of hierarchies
Organizational (Store) Hierarchy	5000 stores, 6 levels	5000 stores, 6 levels
	number of regions	
	number of districts per region	
	number of stores per district.	
Tax data	See Item (since any tax information is limited to item-related attributes such as tax group ID). *Tax information does not come from Oracle Retail Merchandising System.	See Item (since any tax information is limited to item-related attributes such as tax group ID). *Tax information does not come from Oracle Retail Merchandising System.

Pricing Import Data Volumes

Data Volumes: 800000 price changes per day per store.

Customization Notes

This chapter provides information about customizing the implementation.

Data Import Extension Points and Development

Oracle Store Solutions has provided not only extension points for enhancing or modifying the capabilities of the existing data imports, but there are also tools provided for jump-starting an altogether new data import. Do the following to create a new data import module:

1. Compose an XSD to which the import data conforms. Follow patterns set in existing XSDs for determining order of type declarations.
2. Generate sample XML based on the XSD. This can be done manually or by using a tool such as the Eclipse EMF plug-in. See:
<http://www.eclipse.org/>
3. Map the XSD to the Data Model.
4. Use SAXParserGenerator with XSD.
5. Add new SAXParser to the ImportTranslatorMap specified in ServiceContext.xml.
6. Use DAOGenerator to generate data access objects (DAO) for tables mapped to.
7. Rename DAO classes to match logical names of tables.
8. Delete duplicate DTOs or DAOs that might exist in other packages and that can be reused.
9. Update DAOIfc method parameters to pass actual DTO objects.
10. Remove column names from UPDATE_SQL that are not updated during update procedure from DAO and SQLIfc.
11. Update DAO get*Statement() methods to map DTO fields to PreparedStatement buckets.
12. Create a test that reads the XML and sends it to translator. How the XML is created or read is not important at this time, nor is using Spring or JUnit or AppServer.

The following sections discuss these steps in more detail. Where these steps overlap with steps for enhancement (as opposed to steps for creating new imports), the enhancement steps are identified.

First, extension points are identified, and techniques for enhancing existing data imports are described. Each of the previously mentioned DIMP modules (Taxation, Merchandise Hierarchy, Store Hierarchy, and Employee) follow the same patterns of

and passes the string to a translator. The ImportInitiator (as the BeanLocator) provides an ImportTranslatorIfc from the service context by passing the key EmployeeImportTranslator.IMPORT_TRANSLATOR_BEAN_KEY, for example.

The following example shows the EEImportIOAdapter implementation in use:

```
<!-- Import IO Adapter Implements
oracle.retail.stores.commerceservices.importdata.ImportIOAdapterIfc -->
  <bean id="service_ImportIOAdapter"
class="oracle.retail.stores.commerceservices.importdata.EEImportIOAdapter">
  </bean>
  <!--<bean id="service_ImportIOAdapter"
class="oracle.retail.stores.commerceservices.importdata.FileImportIOAdapter">
```

SAXParserGenerator

If creating a new data import module and starting with a defined XSD, a simple utility can be run to generate code for a Translator, SAX handlers, simple DTO, and a skeleton Import DAO. The following is an example of how to run this utility.

Example 5-1 SAXParserGenerator utility command prompt

```
<source_directory>\modules\utility>java
oracle.retail.stores.codegen.importtranslator.SAXParserGenerator "C:\Data
Import\Design\Employee\EmployeeImport.xsd"
oracle.retail.stores.commerceservices.employee.importdata
..\..\commerceservices/employee/src
```

This command line example shows that the utility program is Java-based and takes three arguments:

- The location of the XSD file.
- The desired package name for the generated source code.
- The directory in which to place new source code files.

This utility can be configured as an executable target in your favorite Integrated Development Environment (IDE) so this utility can be run again as changes continue to be made to the XSD which defines the format of the new data input.

The code generation uses the Java-based Velocity templates and APIs. See:

<http://velocity.apache.org/>

Manually Editing Generated Code

The generated code requires additional manual editing before it can be used. For example, the ImportDAO has only the barest of implementations in its methods. Add code to pass various DTOs to the correct DAO that can handle it.

Appropriate DTOs might already exist in the codebase. Examine the attributes of the pre-existing DTO to see if it or the generated DTO should be used. In some cases, additional code might need to be added. For example, if you consider that a single-entity DTO usually represents a single record in the database, the SAX handlers are coded to not process child DTOs passed to the SAX handlers until the DTO that a SAX Handler creates is successfully processed.

Example 5-2 EmployeeAccessHandler Process DTO Before Children

```
/**
 * End handling this element. Calls {@link
 * ImportHandlerIfc#processEntity(java.io.Serializable)}
```

```

    * @throws SAXException
    */
    public void end() throws SAXException
    {
        try
        {
            // process this first
            parent.processEntity(employeeAccessDTO);

            // process all its children
            Iterator iter = children.iterator();
            while (iter.hasNext())
            {
                Serializable child = (Serializable)iter.next();
                parent.processEntity(child);
            }
        }
        catch (ImportException e)
        {
            logger.error("Could not end element " + getText(), e);
            throw new SAXException("Could not end element " + getText(), e);
        }
    }
}

```

However, in some cases, such as when there are important attributes that are needed to fill the DTOs, and which need to be persisted immediately, the call to `parent.processEntity(Serializable)` can be commented out of the `end()` method and added to the `start(Attributes)` method. The `start(Attributes)` method is called when parsing the beginning of the XML element. Notice in the following example, the value for "Incremental" defaults to true if it does not exist.

Example 5-3 EmployeeImportHandler Process DTO During Start

```

/**
 * Start handling this element by inspecting its attributes, if any.
 * @param attributes the attributes given.
 * @throws SAXException
 */
    public void start(Attributes attributes) throws SAXException
    {
        String incremental = attributes.getValue("Incremental");
        Boolean bIncremental = (incremental != null)? Boolean.valueOf(incremental)
        : Boolean.TRUE;

        employeeImportDTO.setEmployeeImportIncrementalAttribute(bIncremental.booleanValue(
        ));

        try
        {
            // process this first
            parent.processEntity(employeeImportDTO);
        }
        catch (ImportException e)
        {
            logger.error("Error starting import" + employeeImportDTO, e);
            throw new SAXException("Error starting import" + employeeImportDTO,
            e);
        }
    }
}

```

There also might be a scenario where parent XML element values, such as IDs, are required for child DTO objects. These attributes might have to be added manually to the DTOs and set by the handlers. See the Merchandise Import DTO, LevelDTO as an example, and the handlers that call its set methods.

If it seems that the SAX handlers or the DTOs are missing attributes for defined XML elements, there might be errors in the XSD that the SAXParserGenerator cannot decipher. Ensure that your XSD validates properly based upon the schema at:

<http://www.w3.org/2001/XMLSchema>

Metadata

The top-level element of each import includes metadata pertaining to the import bundle. Among other possible uses, this data is included in import bundle tracking and error logging. The following is an example XML fragment. Consult the development team for the status of data import schemas beyond this release.

```
<ItemImport
    Priority="0"
    FillType="FullIncremental"
    Version="1.0"
    Batch="1"
    CreationDate="2001-12-17T09:30:47.0Z"
    ExpirationDate="2007-12-17T09:30:47.0Z"
    xsi:noNamespaceSchemaLocation="ItemImport.xsd"
    xmlns:xsi="http://www.w3.org/2001/XMLSchema-instance">
    . . .
```

The metadata attributes are defined as follows:

Priority

An integer specifying the order, from lowest to highest, in which multiple files of one type in a bundle should be processed.

Note: Priority is not currently used. The Manifest.mf file specifies the XML file processing order and any dependencies.

FillType

The feed method: Kill And Fill, Delta Incremental, or Full Incremental. The XSD specifies which of these are allowed for an import type. For example, Tax allows only Kill And Fill, while Item allows all three.

- Kill And Fill – Deletes (kills) all existing data and then performs record operations to fill tables. The kill is rolled back upon failure during the fill stage.
- Full Incremental – Incrementally perform record operations in order against production tables. Updates contain the full record needed for the update.
- Delta Incremental – Same incremental behavior as for Full Incremental import type, but updates can contain only the delta values of each record wanting to update.

Version

The version of the application processing the data.

Batch

An integer sequence number, corresponding to the ID of the process that created the file.

CreationDate

A timestamp identifying the file's creation time.

ExpirationDate

A timestamp beyond which a file has become stale and should not be processed. This attribute does not need to be present.

ImportControllerIfc

The current implementation of the `ImportControllerIfc` operates well in most circumstances. However, there might be circumstances that call for a different version of the controller to be plugged in. For example, a new controller might put a parsed batch onto one of many secondary queues instead of passing it synchronously to a DAO, then returning control to the translator to continue parsing the import.

The secondary queue is another thread that takes the incoming batch and passes it to an instance of the import DAO. This enables multiple batches to be processed at once.

Oracle Retail POS Suite to Oracle Retail Sales Audit Extension Points and Development

There are three distinct situations in which an implementation team would need to extend the functionality in the Export File Generator:

- Adding data elements to the RTLog Format.
- Creating an entirely new fixed length export format.
- Creating an entirely new export format which is not fixed length.

Adding Data Elements to the RTLog Format

To add VAT information added to the one or more of the reference fields in the Transaction Item record to the RTLog a implementation team takes the following steps:

1. Define the format of the VAT data.
2. Depending on the outcome of step 1, it might be advantageous to modify the definition of a Reference field in the Transaction Item record. This cause the creation of Acme-specific Export Format Configuration file. If this is desirable, copy `RTLogFormat.xml` to `AcmeRTLogFormat.xml` and make the modifications in this file.
3. Define how the columns in the table `TR_LTM_SLS_RTN_TX` map to the format defined in step 1.
4. Write a `FieldMapper` class called `AcmeItemVATTax.java` to perform the mapping.
5. Copy `RTLogMappingConfig.xml` to `AcmeRTLogMappingConfig.xml` and make the following change to the new file:

```
<TABLE table="TR_LTM_SLS_RTN_TX">
    <MAP column="MO_TX_RTN_SLS" record="TransactionTax" field="TaxAmount"

fieldMapper="com.acme.exportfile.RTLog.fieldmappers.AcmeItemVATTax" />
</TABLE>
```

6. Modify StoreServerConduit.xml to use AcmeRTLogMappingConfig.xml and AcmeRTLogFormat.xml instead of RTLogMappingConfig.xml and RTLogFormat.xml.

If the Reference field is partitioned correctly, and the values coming from the database to these new fields do not requires manipulation, then it is possible that the FieldMapper class is not required.

Blocking Transaction Export

The RTLog file export feature processes all transactions. However, there may be some kinds of transactions that a customer does not want to send to Oracle Retail Sales Audit. For example, the customer might not want Training Mode transactions to be sent to Oracle Retail Sales Audit. Do the following to prevent the Training Mode transactions from being exported, for example:

1. Modify the RTLogMappingConfig.xml file. Replace the following code:

```
<MAP column="FL_TRG_TRN" record="TransactionHeader"
field="SubTransactionType">
  <VALUE_MAPPINGS handleNotFound="success">
    <VALUE_MAPPING DatabaseValue="1" RecordValue="TRAIN"/>
  </VALUE_MAPPINGS>
</MAP>
```

With these lines:

```
<MAP column="FL_TRG_TRN" record="TransactionHeader"
field="SubTransactionType"
fieldMapper="oracle.retail.stores.exportfile.rtlog.fieldmappers.TrainingModeTransNotExportableMapper"/>
```

2. Add a FieldMapper called TrainingModeTransNotExportableMapper.java. This FieldMapper contains the following method:

```
public int map(String columnValue, Row row, ColumnMapIfc columnMap,
FieldFormatIfc field, RecordFormatIfc record, EntityIfc entity,
EntityMapperIfc entityMapper) throws ExportFileException
{
  // The column is FL_TRG_TRN; it is a boolean where "1" indicates
  // the transaction was created in training mode.
  if (columnValue.equals("1"))
  {
    logger.warn("Not exporting training mode transactions due to a
duplicate transaction issue at Oracle Retail Sales Audit.");
    RTLogMappingResultIfc results =
(RTLogMappingResultIfc)entityMapper.getResults();
    results.setTransactionExportable(false);
  }
  return ColumnMapIfc.SUCCESS;
}
```

Creating a New Fixed Length Export Record Format

Oracle Retail has only one way to send transactional data to a customer's back end systems: POSLog. However, it is expensive and time consuming to extend POSLog, to explain it to customers and to develop the code that loads it into the customer back end.

It might be faster and cheaper to use the Export File Generator to generate the transaction log format that the customer is already consuming.

The generation of all three current formats (DTM for Central Office, POSLog for the customer backend, and RTLog for Oracle Retail Sales Audit) simultaneously has been tested in the development environment.

Do the following to create a transaction log export code for **Acme**, a generic customer:

1. Work with Acme developers to create a mapping document that describes the relationship between the Oracle database and the current Acme back end system/transaction log format. A mapping exercise of this type must be done even if the customer eventually chooses to use the POSLog to transfer the data. Understanding the customer's current transaction log can provide valuable insight into the data requirements.
2. Construct an Acme-specific Export Format Configuration file which describes all the records in the Acme transaction log; call this file AcmeTLogFormatConfig.xml.
3. Create an Acme-specific Mapping configuration file; call this file AcmeTLogMappingConfig.xml.
4. Create an Acme-specific Entity Reader configuration file; call this file AcmeTLogExtractConfig.xml.
5. If Acme exports the RTLog for Oracle Retail Sales Audit, the RTLogExportDaemonTechnician and RTLogExportDaemonThread can still be used to export the Acme Tlog formatted data. Just create another entry in StoreServerConduit.xml with a different technician and daemon name. This entry looks like the following:

```
<TECHNICIAN name="AcmeTLogExportDaemonTechnician"
            class="RTLogExportDaemonTechnician"
            package="oracle.retail.stores.domain.manager.RTLog"
            export="Y">
  <PROPERTY propname="daemonClassName"
            propvalue="oracle.retail.stores.domain.manager.RTLog.RTLogExportDaemonThread" />
  <PROPERTY propname="daemonName"
            propvalue="AcmeTLogExportDaemon" />
  .
  .
  .
</TECHNICIAN>
```

6. Modify StoreServerConduit.xml to use AcmeTLogExtractConfig.xml, AcmeTLogFormatConfig.xml and AcmeTLogMappingConfig.xml when exporting the Acme TLog.
7. Determine the batch ID column to use for this process. By convention, DTM uses TR_TRN.ID_TLOG_BTCH, POSLog uses TR_TRN.ID_BTCH_ARCH, and RTLog uses ID_RTLOG_BTCH. If your system exports RTLog, you must override RTLogExportBatchGenerator.retrieveTransactionList() and RTLogDatabaseAdapter.postResults() to change the column your application uses.
8. Over the course of development add table names to AcmeTLogExtractConfig.xml, mapping information to AcmeTLogMappingConfig.xml. Write Acme-specific FieldMapperIfc and AccessorIfc classes.
9. It is necessary to create an Acme-specific implementation for the MappingResultIfc interface to hold the Acme transactional information. Call this class AcmeTLogMappingResult. This necessitates the creation of an Acme-specific

EntityMappingObjectFactoryIfc class. Call this class AcmeEntityMappingObjectFactory.

10. It is necessary to create an Acme-specific implementation for the RecordFormatContentBuilderIfc to assemble the Acme-specific export records. Call this class AcmeTLogRecordFormatContentBuilder. This necessitates the creation of an Acme specific RecordFormatObjectFactoryIfc class called AcmeRecordFormatObjectFactory.
11. Modify StoreServerConduit.xml to use the AcmeEntityMappingObjectFactory and the AcmeRecordFormatObjectFactory when exporting the Acme TLog.

Exporting a Non-Fixed-Length Record Format

There are other styles of text besides fixed record length which have been used to transfer transactional information to the enterprise. For example: comma delimited, and tag and value. To support either of these you must complete all the steps in the previous section, as well as the following:

1. It is likely that you need additional information about the export file format. As a result you must add information to the Export Format Configuration file, and create an Acme-specific implementation of the RecordFormatConfiguratorIfc interface; call this class AcmeRecordFormatConfigurator.
2. The FieldFormat class formats its data based on the data type and generates a fixed length field. When all the fields in a record are aggregated, this creates a fixed length record. This class must be replaced by an Acme-specific implementation; call this class AcmeCommaDelimitedFieldFomat. It might also be necessary to create an Acme-specific implementation of RecordFormatIfc; call this class AcmeCommaDelimitedRecordFomat.
3. Modify AcmeRecordFormatObjectFactory to return AcmeRecordFormatConfigurator, AcmeCommaDelimitedFieldFomat, and AcmeCommaDelimitedRecordFomat.

Object Factories

Object factories provide system implementers with the means to replace base product implementations with classes that are more appropriate to their needs. The object factory classes appear as entries in configuration files, and often times a configuration file functions as an object factory. This section discusses the object factory aspects and the configuration aspects of the configuration files.

StoreServerConduit.xml

The Store Server Conduit file (<root>\applications\pos\config\conduit\StoreServerConduit.xml) defines at runtime the classes and configuration files that make up the managers and technicians in the Point-of-Service Store Server. One of the technicians it defines is the RTLogExportDaemonTechnician. Following are the classes the Store Server Conduit file defines for use when exporting the RTLog:

Table 5–1 Store Server Conduit File

Class Name	Interface Name	Description
RTLogExportDaemonTechnician (oracle.retail.stores.domain.manage r.rtlog)	RTLogExportDaemonTechnicianIfc (oracle.retail.stores.domain.manage r.rtlog)	Sets up the RTLog Export Process. The Dispatcher instantiates this class and then sets all the other parameters this object. It is also responsible for managing the batch regeneration process.
RTLogExportDaemonThread (oracle.retail.stores.domain. manager.rtlog)	RTLogExportDaemonThreadIfc (oracle.retail.stores.domain. manager.rtlog)	Sleeps for a configurable amount of time, then wakes up and initiates the export process.
RTLogDatabaseAdapter (oracle.retail.stores.domain.manage r.rtlog)	DatabaseEntityAdapterIfc (oracle.retail.stores.exportfile)	Provides access to the database for reading each transaction Entity. This particular implementation uses the DataManager/DataTechnician to retrieve this information.
RTLogEncryptingOutputAdapter (oracle.retail.stores.exportfile.rtlog)	OutputAdapterIfc (oracle.retail.stores.exportfile)	Writes the RTLog file to the configured directory. This particular adapter encrypts the file as it writes the file to disk. There is another adapter, RTLogOutputAdapter, which writes the file in clear text.
RTLogEncryptionAdapter (oracle.retail.stores.domain.manage r.rtlog)	EncryptionAdapterIfc (oracle.retail.stores.exportfile)	Provides access to the mechanisms for decrypting values which are encrypted in the database.
ExportFileConfiguration (oracle.retail.stores.exportfile)	ExportFileConfigurationIfc (oracle.retail.stores.exportfile)	Contains much the of configuration information in the RTLogExportDaemonTechnician; the technician passes this object to the daemon, which passes it to the batch generator which passes it to the export file generator.
RTLogExportFileResultAuditLog (oracle.retail.stores.domain.manage r.rtlog)	ExportFileResultAuditLogIfc (oracle.retail.stores.exportfile)	Formats the export result information for logging.
EntityMappingObjectFactory (oracle.retail.stores.exportfile)	EntityMappingObjectFactoryIfc (oracle.retail.stores.exportfile)	Instantiates the classes used to map the database Entity to the export file format.
RecordFormatObjectFactory (oracle.retail.stores.exportfile)	RecordFormatObjectFactoryIfc (oracle.retail.stores.exportfile)	Instantiates the classes used to setup and generate the export the file format.
ExtractorObjectFactory (com.oracle.xmlreplication)	ExtractorObjectFactoryIfc (com.oracle.xmlreplication)	Instantiates the classes used to generate the database Entity.
RTLogCurrencyAdapter (oracle.retail.stores.domain.manage r.rtlog)	CurrencyAdapterIfc (oracle.retail.stores.exportfile)	Provides currency services.

DomainObjectFactory

The DomainObjectFactory instantiates the RTLogExportBatchGeneratorIfc class. The RTLogExportBatchGenerator builds the WorkUnit (the list of transactions to export) and calls the WorkUnitController (ExportFileGenerator).

RTLogExportBatchGenerator also instantiates the ExportFileGeneratorIfc and the WorkUnitIfc. If you need a different implementation of either class, create a new implementation of RTLogExportBatchGenerator.

ExtractorObjectFactory

The ExtractorObjectFactory instantiates the classes that generate the database Entity class.

One item of note is that the application gains access to this factory through a singleton called ReplicationObjectFactoryContainer. All changes made to these classes must work for both DTM and Export File generation.

EntityMappingObjectFactory

The following table is a list of the classes this factory instantiates:

Table 5–2 EntityMappingObjectFactory Classes

Class Name	Interface Name	Description
MappingCatalogConfigurator (oracle.retail.stores.exportfile.mapper)	MappingCatalogConfiguratorIfc (oracle.retail.stores.exportfile.mapper)	Reads the mapping configuration file and builds an EntityMappingCatalogIfc object.
EntityMappingCatalog (oracle.retail.stores.exportfile.mapper)	EntityMappingCatalogIfc (oracle.retail.stores.exportfile.mapper)	Holds the information that describes the relationship between the tables and columns in the database to the records and fields in the export file. It contains a list of TableMaps and a map of Accessors.
TableMap (oracle.retail.stores.exportfile.mapper)	TableMapIfc (oracle.retail.stores.exportfile.mapper)	Contains a list of ColumnMaps associated with a table.
ColumnMap (oracle.retail.stores.exportfile.mapper)	ColumnMapIfc (oracle.retail.stores.exportfile.mapper)	Describes the relationship between a column and a field in a specific export record. It can contain a ValueMapping Hashmap and/or FieldMapper class to perform more complex mapping actions.
EntityMapper (oracle.retail.stores.exportfile.mapper)	EntityMapperIfc (oracle.retail.stores.exportfile.mapper)	Controls the mapping process. It stores the result in the MappingResultIfc object.
RTLogMappingResult (oracle.retail.stores.exportfile.rtllog)	MappingResultIfc (oracle.retail.stores.exportfile.mapper)	Contains the result of Mapping an Entity to the Export File Format.

RTLogMappingConfig.xml

This configuration file is a factory for FieldMapperIfc and AccessorIfc classes.

The simplest mapping occurs when a value goes directly from a column to a field. However, many times the mapping between a column and a field is more complex. If code is required, the configuration file calls out a FieldMapperIfc class to perform this mapping task. A FieldMapperIfc is associated with a particular table/column record/field mapping.

The values in a particular record are built up by processing of each individual ColumnMapIfc objects. There is no guarantee that all the data for a particular export record resides in a single row in the database. In fact it is unlikely. For example, a row from the Tender Line Item Table supplies the tender amount, but a row from the Credit Debit Tender Line Item Table supplies authorization information. Much processing can take place in between the time that the application has access to each of these rows.

An `AccessorIfc` object knows how to locate a particular existing “working” export record in the `MappingResultIfc` object. If a record is not available, the `AccessorIfc` creates a new one and store it in the `MappingResultIfc` object.

RecordFormatObjectFactory

Following is a list of the classes this factory instantiates:

Table 5–3 RecordFormatObjectFactory Classes

Class Name	Interface Name	Description
FieldFormat (oracle.retail.stores.exportfile.formater)	FieldFormatIfc (oracle.retail.stores.exportfile.formater)	Contains the attributes associated with a field including name, value, starting index, length, and data type.
RecordFormat (oracle.retail.stores.exportfile.formater)	RecordFormatIfc (oracle.retail.stores.exportfile.formater)	Contains a list of FieldFormatIfc objects.
RecordFormatCatalog (oracle.retail.stores.exportfile.formater)	RecordFormatCatalogIfc (oracle.retail.stores.exportfile.formater)	Contains a list of RecordFormatIfc objects.
RecordFormatConfigurator (oracle.retail.stores.exportfile.formater)	RecordFormatConfiguratorIfc (oracle.retail.stores.exportfile.formater)	Reads the format configuration file and builds a RecordFormatCatalogIfc object.
RTLogRecordFormatContentBuilder (oracle.retail.stores.exportfile.rtllog)	RecordFormatContentBuilderIfc (oracle.retail.stores.exportfile.formater)	Converts MappingResultsIfc object into the text that is written to the export file.
RTLogItemContainedRecords (oracle.retail.stores.exportfile.rtllog)	ContainedRecordsIfc (oracle.retail.stores.exportfile.formater)	A list of records, such as discounts, that are a part of the item information.
RTLogTransactionContainedRecords (oracle.retail.stores.exportfile.rtllog)	ContainedRecordsIfc (oracle.retail.stores.exportfile.formater)	A list of records, such as header total records, that are part of a transaction.

Configuration

Each of the configuration files used by this feature (Store Server Conduit, Entity Reader Configuration, Mapping Configuration, and Record Format Configuration) has already been referred to in this document. This section describes them in more detail.

The Store Server Conduit File

The Store Server Conduit file (<root>\applications\pos\config\conduit\StoreServerConduit.xml) defines the following settings for the RTLog Export process.

Table 5–4 Store Server Conduit File

Setting Name	Installed Product Value	Description
sleepInterval	600 (seconds)	The length of time between each execution of the RTLog export process.
exportDirectoryName	For example, POSLog	The directory where the RTLog is placed.
formatConfigurationFileName	../config/rtlog/RTLogFormat.xml	The relative or absolute path of the Export Format configuration file.

Table 5–4 (Cont.) Store Server Conduit File

Setting Name	Installed Product Value	Description
entityReaderConfigurationFileName	../config/rtlog/RTLogExtra ctConfig.xml	The relative or absolute path of the Entity Reader configuration file.
entityMappingConfigurationFileName	../config/rtlog/RTLogMappi ngConfig.xml	The relative or absolute path of the Mapping configuration file.
maximumTransactionsToExport	-1	The maximum number of transactions that should be exported to a single RTLog file. The value -1 indicates there is no limit on the maximum number.

The Export Format Configuration File

The export format configuration file describes each of the export record types. For example, the RTLog specifies the following records:

- File Header
- File Tail
- Transaction Header
- Transaction Tail
- Transaction Item
- Item Discount
- Item Tax
- Transaction Tender

The following is a snippet from RTLogFormat.xml:

```
<?xml version="1.0"?>
<RECORD_FORMATS ... >
  <COMMENT>This file defines the format of the Oracle Retail Sales Audit
RTLOG</COMMENT>
  <RECORD_FORMAT_VERSION version="V.12.0.5"/>
  <RECORD_FORMAT name="FileHeader">
    <FIELD_FORMAT name="FileRecordDescriptor" type="char" length="5"
value="FHEAD"/>
    <FIELD_FORMAT name="FileLineIdentifier" type="integer"
length="10"/>
    <FIELD_FORMAT name="FileType" type="char" length="4" value="RTLG"/>
    <FIELD_FORMAT name="FileCreateDate" type="datetime" length="14"/>
    <FIELD_FORMAT name="BusinessDate" type="date" length="8"/>
    <FIELD_FORMAT name="LocationNumber" type="char" length="10"/>
    <FIELD_FORMAT name="ReferenceNumber" type="char" length="30"
value=" "/>
  </RECORD_FORMAT>
  .
  .
  .
</RECORD_FORMATS>
```

This snippet shows one Record definition (the File Header) composed of seven fields of various types, lengths and default values.

The Entity Reader Configuration File

This file defines tables that Entity Reader reads.

The Mapping Configuration File

This file describes the relationship between the tables and columns in the database and the records and fields in the export format. The following is a snippet from RTLogMappingConfig.xml:

```
<?xml version="1.0"?>
<ENTITY_MAPPER ... >
  <COMMENT>This is a configuration file for the Point-of-Service Transaction to
RTLog Mapping</COMMENT>
  <TABLE table="TR_TRN">
    <MAP column="DC_DY_BSN" record="FileHeader" field="BusinessDate"

fieldMapper="oracle.retail.stores.exportfile.rtlog.fieldmappers.BusinessDateMapper
"/>
    <MAP column="ID_STR_RT" record="FileHeader" field="LocationNumber"

fieldMapper="oracle.retail.stores.exportfile.rtlog.fieldmappers.StoreNumberMapper"
/>
    <MAP column="TS_TRN_END" record="TransactionHeader"
field="RegisterTransactionDate"

fieldMapper="oracle.retail.stores.exportfile.rtlog.fieldmappers.DateTimeMapper"/>
    .
    .
    .
    <MAP column="TY_TRN" record="TransactionHeader" field="TransactionType"
mappingStrategyOrder="FieldMapperThenValueMapping"

fieldMapper="oracle.retail.stores.exportfile.rtlog.fieldmappers.ExportItemsAndTaxS
tatusMapper">
      <VALUE_MAPPINGS handleNotFound="error">
        <VALUE_MAPPING DatabaseValue="1" RecordValue="SALE"/>
        <VALUE_MAPPING DatabaseValue="2" RecordValue="RETURN"/>
        <VALUE_MAPPING DatabaseValue="3" RecordValue="PVOID"/>
        .
        .
        .
      </VALUE_MAPPINGS>
    </MAP>
    .
    .
    .
  </TABLE>
  .
  .
  .
  <ACCESSOR record="FileHeader"

class="oracle.retail.stores.exportfile.rtlog.accessors.AccessFileHeader"/>
  <ACCESSOR record="TransactionHeader"

class="oracle.retail.stores.exportfile.rtlog.accessors.AccessTransactionHeader"/>
  .
  .
  .
</ENTITY_MAPPER>
```

Looking at this snippet, it is easy to see that the column TR_TRN.DC_DY_BSN maps to the `BusinessDate` field in the `FileHeader` record using the `BusinessDateMapper` class to format the data.

Also note that application uses a `VALUE_MAPPINGS` element to transform the value from the column TR_TRN.TY_TRN to equivalent value in the `TransactionType` field in the `TransactionHeader` record.

Development and Testing Tools

There are a number of tools that were developed during the course of this project that are helpful when extending this subsystem.

Classes

The following classes are all located at `<root>\modules\exportfile\src\oracle\retail\stores\exportfile\utility`:

Table 5–5 *Exportfile Utility Classes*

Class Name	Description
ExportTestDriver	<p>This class is a test harness that can be used to develop the configuration files, <code>FieldMapperIfc</code> and <code>AccessorIfc</code> classes in isolation from the rest of the application. It uses the classes <code>DatabaseEntityAdapterTest</code>, <code>EncryptionAdapterTest</code>, <code>CurrencyAdapterTest</code>, <code>OutputAdapterTest</code> and <code>ExportFileResultAuditLogTest</code> to emulate system specific adapters.</p> <p>An Eclipse-run configuration for this class should run out of the <code>exportfile</code> project. The classpath should include the <code>domain</code>, <code>foundation-client</code>, <code>foundation-server</code>, <code>common</code>, <code>utility</code>, <code>foundation-shared</code>, <code>clientinterfaces</code>, <code>datareplication</code> projects and <code>/thirdparty/apache-ant-1.6.2/lib/xml-apis.jar</code>, <code>/thirdparty/apache-ant-1.6.2/lib/xercesImpl.jar</code>, and <code>/thirdparty/apache/log4j-1.2.8.jar</code>. It should also include the JDBC jar(s) for the database you are using.</p> <p>You might need to modify this class to use the appropriate JDBC driver, username, password and transaction IDs.</p>

Table 5–5 (Cont.) Exportfile Utility Classes

Class Name	Description
FileDecryptionUtility	<p>By default the application generates encrypted files. This class reads all the encrypted files from a target directory, decrypts them, and write them to a single target file. This class uses a single known encryption key.</p> <p>The main() method has two command line parameters:</p> <ul style="list-style-type: none"> ■ EncryptedDirectoryName - the pathname of the directory of *.ENC files ■ DecryptedFileName - the pathname of the decrypted file
KeyStoreFileDecryptionUtility	<p>Uses the encryption service defined by the Spring configuration in \modules\exportfile\bin\config\context.</p> <p>The main() method has two command line parameters:</p> <ul style="list-style-type: none"> ■ EncryptedDirectoryName - the pathname of the directory of *.ENC files ■ DecryptedFileName - the pathname of the decrypted file
RTLOGReportDriver	<p>This class reads an export format configuration file and an export log file then generates a report file (rtlog_rpt.txt) to the current directory. This saves a lot effort when trying to determine if an export file has the correct data in it. The main() method has three command line parameters:</p> <ul style="list-style-type: none"> ■ ExportFileName - full/relative path pathname of the export file. ■ Either S (sales tax) or V (VAT). This parameter indicates if the IGTAX amounts should be included in the transaction balance calculation. ■ XMLFormatFileName - full/relative path pathname of the format file.

Executables in the bin Directory

The following BAT files are all located at <root>\modules\exportfile\bin:

Table 5–6 bin Directory BAT Files

Class Name	Description
setenv.bat	Sets up the classpath
RTLogFileDecryption.bat	Executes FileDecryptionUtility.class; it points at the bin\POSLog directory in the default installation, writes the decrypted records to RTLOG.DEC, and uses the default encryption key.
RTLogReport.bat	Executes RTLOGReportDriver.class; it reads RTLOG.DEC, and uses the export format file ..\config\RTLogFormat.xml.
RTLogKeyStoreFileDecryption.bat	Executes KeyStoreFileDecryptionUtility.class; it points at the bin\POSLog directory in the default installation, writes the decrypted records to RTLOG.DEC, and uses the default encryption key.

Known Issues and Troubleshooting

This chapter describes some known issues, as well as troubleshooting options for dealing with some issues.

Authorized for Sale

The Oracle Retail Back Office data field **Authorized for Sale** is mapped to the status of an item at a store (`item_loc`). If the item is **Active** at that location, then **true** is extracted. Other statuses, such as **Discontinued** and **Delete** cause the value **false** to be extracted.

Currency.XML Import Restart

When Currency.XML is imported with Fill Type **KillandFill**, the Foreign Currency Exchange Rates table in the UI is empty even though the import is successful.

Point-of-Service, Back Office and Central Office must be restarted after the currency import.

Data Import

If an individual batch fails but the rest of the data import completes successfully, there is no retry mechanism to import only the batch that failed.

If the integrity of the incoming data cannot be guaranteed as Data Import expects, it is possible to avoid rolling back valid data within a failed batch by adjusting the size of the import batches from the default size of 1000 to 1 by editing the `spring.properties` file and restarting the application server. Note that this resolution will have a negative impact on performance.

Data Import Field Width Maximums

All VARCHAR(255) sizes were changed to VARCHAR(250) to match Oracle Retail Merchandising System and Oracle Retail Price Management sizes.

This was done as of version 12.0.

Download of Items Currently on Promotion to New Stores

In a new store situation, items currently on promotion may download to Point-of-Service with the original price on the item, not the promotion price. This occurs because the import process assigns a creation date equal to the current date, but this date is after the start date of the promotion.

Hardcoded Attributes in Oracle Retail Merchandising System Extracts

The following lists identify attributes that are hardcoded in Oracle Retail Merchandising System extracts:

Item Extract

- RegistryEligible = **true**
- SizeRequired = **false**
- SerializedItem = **false**
- Discountable = **true**
- DamageDiscountable = **true**
- EmployeeDiscountAllowed = **true**
- MinimumSaleUnitCount = **1**

ItemCoupon Extract

- ItemCost = **0**
- Taxable = **false**
- Discountable = **false**
- Returnable = **false**
- EmployeeDiscountAllowed = **true**

CouponPrice Extract

- PromoCompID = **-1**
- PromoCompDetlID = **-1**
- NbrTimesPerTrans = **1**
- AccountingMethod = **Discount**
- AllowSourceToRepeat = **false**

Item Cost Attribute

In the Item Maintenance screen, the Item Cost attribute is set to **0.00** by default.

Jar Extract

Extracts from Oracle Retail Merchandising System and Oracle Retail Price Management are typically scheduled to happen once per day.

Multiple Regular Price

When multiple regular prices are passed for an item, the last regular price passed is the regular price that is used.

Need To Escape Special Characters In XML File

Special characters in an XML file, such as **<**, **>**, **&** and so forth, must be escaped. For more information, see the following:

<http://www.w3.org/TR/REC-xml/>

Preload Section of ItemImport

Data in the Preload section of ItemImport is treated as an UPS which stands for **Upsert**. DIMP tries to Update data and if fails to update, then it Inserts data.

Price Promotion/Discount Rule endDateTime in Pricing Import XSD

An Oracle Retail Price Management Price Promotion/Discount Rule imported through DIMP that has no specified end dates will default to December 31 at 11:59 PM, 19 years in the future. That is, the endDateTime is set to `12-31-(calendar_year+19) 11:59 PM`.

For example, if current year is 2009, the year in the endDateTime of promotion/Discount rule will be 2028 (2009+19):

`12-31-2028 11:59 PM`

Promotion ID Item Not On File

When a Promotion ID that is associated with an item that is greater than the value 2^{31} (2,147,483,647), then that item is considered an item not on file.

Promotion ID, Promotion Component ID and Promotion Component Detail ID cannot have a value greater than the maximum allowed for a Java int datatype (2^{31}).

Reason Codes for Price Discount

Oracle Retail Sales Audit is unable to identify the reason codes for a Price Discount transaction.

RegistryEligible Field

The **RegistryEligible** field is hardcoded with the value **true** in Oracle Retail Merchandising System extracts.

Retail Price Field Size Limitation

Current Point-of-Service column length for Unit Retail Price supports six whole digits (Decimal 8,2) only.

Special Order Eligible Coupons

By default, all coupons imported through Data Import will be Special Order Eligible.

Store ID Maximum Length

The Oracle Retail POS Suite products support a maximum store ID length of five digits.

Use a store ID that is not greater than five digits in length.

Transaction-Level Items

Oracle Retail Merchandising System extracts transaction-level items only.

Single VAT Code Per Item

Even though POS can pass multiple IGTAX/TTAX lines to ReSA and from ReSA to RMS, RMS only supports one VAT_CODE per item.

If multiple taxes for an item is sent from POS to ReSA, they will be summed to a single tax in RMS and assigned one of the applicable tax codes when writing TRAN_DATA 88.

Existing Functionality Gaps

There are certain functionality gaps that exist in the Oracle Retail POS Suite to Oracle Retail Merchandising System integration that are not remedied at this time. This chapter describes these functional gaps, and the suggested resolution.

Oracle Retail Price Management

[Table 7-1](#) is a list of functionality gaps that exist for the promotion data import.

Table 7-1 *Functionality Gaps for Promotion Data Import*

Identified Functionality Gap	Suggested Resolution
Oracle Retail Price Management supports a larger field (Change Value - Number) than does POS Suite. This field is the amount, either monetary or percent, to be used to change or replace the current selling price for a sale unit of an item. Could result in loss of data in case of a very large discount amount is sent to the POS Suite.	Gap to remain unchanged for this release.
Oracle Retail Price Management supports a larger Item Number field than POS Suite.	POS Suite logs an error if the database field is exceeded.
Field for Promotion Price attribute is larger in Oracle Retail Price Management. If Oracle Retail Price Management is configured to allow overlapping promotions, multiple promotions can be applied, and the selling price represents the results of each promotion applied in the Apply Order. One record is downloaded for each promotion applied, and each has the same selling price. The functionality gap between Oracle Retail Price Management and Point-of-Service results in the POS Suite system only applying the best deal, and it does so at the time the transaction is rung up.	Avoid creating promotions in Oracle Retail Price Management with prices larger than Point-of-Service can support, DECIMAL(13,2). Oracle Retail Price Management should be configured through the System Options to calculate promotional retail using the "Non-Compounding, Best Deal" option when integrating with the POS Suite. This does not account for the use of Price Guides with RPM, but ensures consistent application of promotion discounts between the two systems.

[Table 7-2](#) is a list of functionality gaps that exist for the price change data import.

Table 7–2 Functionality Gaps for Price Change Data Import

Identified Functionality Gap	Suggested Resolution
Oracle Retail Price Management supports a longer field (Selling Retail) and more precision.	Gap to remain unchanged for this release.
Oracle Retail Price Management supports a longer Item ID field.	Item ID length remains the same in POS Suite and Oracle Retail Price Management. If the item ID is too long in the download file, the record is logged and discarded.
Oracle Retail Price Management does not send description field in download file.	Optional Description field is not populated in Point-of-Service.

Table 7–3 is a list of functionality gaps that exist for the discount rule data import.

Table 7–3 Functionality Gaps for Discount Rule Data Import

Identified Functionality Gap	Suggested Resolution
Oracle Retail Price Management supports a longer Item ID field.	Item ID length remains the same in POS Suite and Oracle Retail Price Management. If the item ID is too long in the download file, the record is logged and discarded.
Oracle Retail Price Management field (Threshold Value) is longer and supports more precision.	Field length remains the same in Oracle Retail Price Management and POS Suite. If the threshold is a decimal value, it is logged and discarded.
Oracle Retail Price Management supports larger values and more precision than stores. Meaning of value (% , \$, or new price) is defined by Change Type.	Field length remains the same in Oracle Retail Price Management and POS Suite.
Oracle Retail Price Management does not support the Accounting Method field.	Assume the discount.
Oracle Retail Price Management does not directly support the Deal Distribution field.	Assume target only. RPM sends Source target for no reward list promotions, and target for promotions with reward lists.
Target Quantity field is not supported in Oracle Retail Price Management.	Assume target quantity of 1.

Table 7–4 is a list of functionality gaps that exist for the clearance data import.

Table 7–4 Functionality Gaps for Clearance Data Import

Identified Functionality Gap	Suggested Resolution
Oracle Retail Price Management supports a longer field (Selling Retail) and more precision.	Gap to remain unchanged for this release.
Oracle Retail Price Management supports a longer Item ID field.	Item ID length remains the same in POS Suite and Oracle Retail Price Management. If the item ID is too long in the download file, the record is logged and discarded.
Oracle Retail Price Management does not send description field in download file.	Optional Description field is not populated in Point-of-Service.

Oracle Retail Point-of-Service

Table 7–5 is a list of functionality gaps that exist in Point-of-Service for Oracle Retail Price Management functionality.

Table 7–5 *Functionality Gaps for Item Data Import*

Oracle Retail Price Management Functionality	Identified Functionality Gap	Suggested Resolution
Oracle Retail Price Management supports multiple promotions if configured to allow them.	Point-of-Service applies only one promotion at the time of transaction; best deal is applied.	Oracle Retail Price Management should be configured through the System Options to calculate promotional retail using the "Non-Compounding, Best Deal" option when integrating with the POS Suite. This does not account for the use of Price Guides with RPM, but ensures consistent application of promotion discounts between the two systems.
Oracle Retail Price Management enables the execution of Finance Promotions. Buy N of X with promoted card, get promotional interest % for Z duration. For example, promotion is set up for Visa Credit Card with a threshold of \$1,000 and promotion percentage of 0, with a duration of 18 months (for no interest payments if paid in full within 18 months).	Point-of-Service does not support Finance Promotion components.	Gap to remain unchanged for this release.

Oracle Retail Merchandising System

Table 7–6 is a list of functionality gaps that exist for the Item import.

Table 7–6 *Functionality Gaps for Item Data Import*

POS Suite Attribute	Identified Functionality Gap	Suggested Resolution
Cost	Cost data is included in the Point-of-Service download file, from Oracle Retail Merchandising System. However, Point-of-Service does not access item cost data from manufacturer.	Gap to remain unchanged for this release.
Manufacturer	Not included in the Point-of-Service download, but Oracle Retail Merchandising System has this data.	This value is null.
Planogram	Not maintained by Oracle Retail Merchandising System. Oracle Retail Merchandising System has a generic attribute that could be used for this purpose.	Gap to remain unchanged for this release.
Restocking Fee	Not maintained by Oracle Retail Merchandising System. Point-of-Service uses this to prompt for a restocking fee during returns.	Default to false for Oracle Retail Merchandising System imports.
Activation Required	Not maintained by Oracle Retail Merchandising System.	No attribute in Oracle Retail Merchandising System. Not used by Point-of-Service.
Registry Eligible	Not maintained by Oracle Retail Merchandising System.	No attribute in Oracle Retail Merchandising System. Not used by Point-of-Service.

Table 7–6 (Cont.) Functionality Gaps for Item Data Import

POS Suite Attribute	Identified Functionality Gap	Suggested Resolution
Employee Discount Eligible	Identifies an item as eligible for an employee discount. Not maintained by Oracle Retail Merchandising System.	Default to true for Oracle Retail Merchandising System imports.
Damage Discount Eligible	Identifies an item as eligible for damage discount. Not maintained by Oracle Retail Merchandising System.	Default to true for Oracle Retail Merchandising System imports.
Size Entry Required	Not maintained by Oracle Retail Merchandising System. Point-of-Service uses this attribute during a sale or return to prompt for item size.	Default to false for Oracle Retail Merchandising System imports.
Itemizing	POS Suite assumes item data is interpreted as local time. File creation has the local Oracle Retail Merchandising System time, but no timezone info.	Assume all Timestamps are relative to GMT.
Localization	Oracle Retail Merchandising System data file does not contain localized data for a store.	Accepts one localized text from Oracle Retail Merchandising System and use as all three: stores, user, customer.

Table 7–7 is a list of functionality gaps that exist for the Merchandise Hierarchy import.

Table 7–7 Functionality Gaps for Merchandise Hierarchy Data Import

POS Suite Attribute	Identified Functionality Gap	Suggested Resolution
Merchant ID	Oracle Retail Merchandising System does not specify a merchant ID with any of the merchandise classification records sent with the Merchandise Hierarchy download.	Gap to remain unchanged for this release.

Table 7–8 is a list of functionality gaps that exist for the Store Hierarchy import.

Table 7–8 Functionality Gaps for Store Hierarchy Data Import

POS Suite Attributes	Identified Functionality Gap	Suggested Resolution
Store Class	POS Suite does not accept class.	Gap to remain unchanged for this release.
Store Class Description	POS Suite does not accept class description.	Gap to remain unchanged for this release.
Store Format	POS Suite does not accept format as part of the data import.	Gap to remain unchanged for this release.
Format Name	Store does not accept format name as part of the data import.	Gap to remain unchanged for this release.

Data Import Field Width Maximums

Some fields can potentially overflow at the database level because the fields are not specifically limited in length by the Data Import XSDs. The following table lists the XML elements that are affected.

Table 7–9 Affected XML Elements

Import	Elements	Maximum Column Size
Currency	CurrencyImport/Currency@IssuingCountryCode	VARCHAR(4)
	CurrencyImport/Currency@IssuingCountryCode	VARCHAR(4)
	CurrencyImport/Currency@ISOCode	VARCHAR(3)
	CurrencyImport/Currency@Name	VARCHAR(250)
	CurrencyImport/Currency@IssuingCountryNationality	VARCHAR(120)
Customer	CustomerImport/Customer@ID	VARCHAR(14)
	CustomerImport/Customer@EmployeeID	VARCHAR(10)
	CustomerImport/Customer@PreferredLanguage	VARCHAR(10)
	CustomerImport/Customer@PreferredCountry	
	CustomerImport/Customer@TaxID	VARCHAR(16)
	CustomerImport/BusinessCustomer@CompanyName	VARCHAR(120)
	CustomerImport/BusinessCustomer@TaxExemptionCertificate	VARCHAR(30)
	CustomerImport/BusinessCustomer@ExceptionReason	VARCHAR(30)
	CustomerImport/Customer@LastName	VARCHAR(120)
	CustomerImport/Customer@FirstName	VARCHAR(120)
	CustomerImport/Customer@MiddleName	VARCHAR(120)
	CustomerImport/Customer@Salutation	VARCHAR(120)
	CustomerImport/Customer@Suffix	VARCHAR(120)
	CustomerImport/Customer@BirthDate	VARCHAR(30)
	CustomerImport/BusinessCustomer@CompanyName	VARCHAR(120)
	CustomerImport/Customer/Address@Type	VARCHAR(30)
	CustomerImport/Customer/Address@Address1	VARCHAR(240)
	CustomerImport/Customer/Address@Address2	VARCHAR(240)
	CustomerImport/Customer/Address@Address3	VARCHAR(240)
	CustomerImport/Customer/Address@City	VARCHAR(120)
	CustomerImport/Customer/Address@State	VARCHAR(30)
	CustomerImport/Customer/Address@PostalCode	VARCHAR(30)
	CustomerImport/Customer/Address@Territory	VARCHAR(120)
	CustomerImport/Customer/Address@Country	VARCHAR(30)
	CustomerImport/Customer/Telephone@Type	VARCHAR(30)
	CustomerImport/Customer/Telephone@Ext	VARCHAR(30)
	CustomerImport/Customer/Email@Address	VARCHAR(64)
	CustomerImport/Customer@ID	VARCHAR(14)
	CustomerImport/CustomerGroup/Name	VARCHAR(120)
	CustomerImport/CustomerGroup/Description	VARCHAR(250)
	CustomerImport/CustomerGroup/Name or Description@Language	VARCHAR(10)
	CustomerImport/CustomerGroup/Name or Description@Country	

Table 7–9 (Cont.) Affected XML Elements

Import	Elements	Maximum Column Size
	CustomerImport/CustomerGroup/Name	VARCHAR(120)
	CustomerImport/CustomerGroup/Description	VARCHAR(250)
	CustomerImport/PricingGroup/LocalizedName@Name	VARCHAR(120)
	CustomerImport/PricingGroup/LocalizedName@Description	VARCHAR(250)
	CustomerImport/PricingGroup/LocalizedName@Language	VARCHAR(10)
	CustomerImport/PricingGroup/LocalizedName@Country	
	CustomerImport/PricingGroup/LocalizedName@Name	VARCHAR(120)
	CustomerImport/PricingGroup/LocalizedName@Description	VARCHAR(250)
Employee	Employee > EmployeeFullName	VARCHAR(250)
	Employee > EmployeeLastName	VARCHAR(120)
	Employee > EmployeeFirstName	VARCHAR(120)
	Employee > EmployeeMiddleName	VARCHAR(120)
Item	Item > RetailStoreItem > POSIdentity @SupplierID	VARCHAR(20)
	PreloadData > Color@Code	VARCHAR(20)
	Item@Color	VARCHAR(20)
	PreloadData > Size@Code	VARCHAR(10)
	Item@Size	VARCHAR(10)
Merchandise Hierarchy	PreloadData > MerchandiseGroup > Description	VARCHAR(250)
	PreloadData > POSDepartment > POSDepartmentID	VARCHAR(14)
	PreloadData > POSDepartment > ParentPOSDepartmentID	VARCHAR(14)
	HierarchyList > Hierarchy@Name	VARCHAR(250)
	HierarchyList > Hierarchy > LevelList > Level@Name	VARCHAR(120)
	HierarchyList > Hierarchy > NodeList > Node@ParentNodeID	VARCHAR(14)
	HierarchyList > Hierarchy > NodeList > Node@ID	VARCHAR(14)
Pricing	PricingImport > PriceChange @ID	VARCHAR(20)
	PricingImport > PriceChange > Item @ID	VARCHAR(14)
	PricingImport > PriceChange > Item @TemplateType	VARCHAR(8)
	PricingImport > PriceChange @TemplateType	VARCHAR(8)
	PricingImport > PricePromotion @ID	VARCHAR(20)
	PricingImport > PricePromotion @TemplateType	VARCHAR(8)
	PricingImport>Clearance@ID	VARCHAR(20)
	PricingImport>Clearance>Item@ID	VARCHAR(14)
	PricingImport>Clearance@TemplateType	VARCHAR(8)
	PricingImport>Clearance>Item@TemplateType	VARCHAR(8)
	PricingImport>ClearanceReset@ID	VARCHAR(20)
	PricingImport>ClearanceReset>Item@ID	VARCHAR(14)
	PricingImport>ClearanceReset@TemplateType	VARCHAR(8)
	PricingImport>ClearanceReset>Item@TemplateType	VARCHAR(8)

Table 7-9 (Cont.) Affected XML Elements

Import	Elements	Maximum Column Size
	DiscountRule > Sources > Source @ID	VARCHAR(14)
	DiscountRule > Targets > Target @ID	VARCHAR(14)
ScanSheet	ScanSheetImport>ScanSheet@ItemID	VARCHAR(14)
	ScanSheetImport>ScanShee@CategoryID	VARCHAR(14)
	ScanSheetImport>ScanSheet@ComponentType	VARCHAR(1)
	ScanSheetImport>ScanSheet@ParentCategoryID	VARCHAR(14)
	ScanSheetImport>ScanSheetI18N@Locale	VARCHAR(10)
	ScanSheetImport>ScanSheetI18N@CategoryName	VARCHAR(120)
	ScanSheetImport>ScanSheetI18N@ScanSheetImageLocation	VARCHAR(200)
Store Hierarchy	PreloadData > StoreRegion > RegionID	VARCHAR(14)
	PreloadData > StoreRegion > RegionName	VARCHAR(120)
	PreloadData > StoreDistrict > DistrictID	VARCHAR(14)
	PreloadData > StoreDistrict > RegionID	VARCHAR(14)
	PreloadData > RetailStore > GeoCode	VARCHAR(10)
	PreloadData > StoreDistrict > DistrictName	VARCHAR(120)
	PreloadData > RetailStore > LocationName	VARCHAR(150)
	PreloadData > RetailStore > DistrictID	VARCHAR(14)
	PreloadData > RetailStore > RegionID	VARCHAR(14)
	PreloadData > RetailStore > GeoCode	VARCHAR(10)
	PreloadData > RetailStore > Address > AddressLine1	VARCHAR(240)
	PreloadData > RetailStore > Address > AddressLine2	VARCHAR(240)
	PreloadData > RetailStore > Address > AddressLine3	VARCHAR(240)
	PreloadData > RetailStore > Address > City	VARCHAR(120)
	PreloadData > RetailStore > Address > State	VARCHAR(30)
	PreloadData > RetailStore > Address > PostalCode	VARCHAR(30)
	PreloadData > RetailStore > Address > Territory	VARCHAR(120)
	PreloadData > RetailStore > Address > Country	VARCHAR(30)
	PreloadData > RetailStore > Address > TelephoneCountryCode	VARCHAR(30)
	PreloadData > RetailStore > Address > TelephoneAreaCode	VARCHAR(3)
	PreloadData > RetailStore > Address > TelephoneLocalNumber	VARCHAR(30)
	HierarchyList > Hierarchy@Name	VARCHAR(120)
	HierarchyList > Hierarchy > LevelList > Level@Name	VARCHAR(120)
	HierarchyList > Hierarchy > NodeList > Node@Name	VARCHAR(120)
	HierarchyList > Hierarchy > NodeList > Node@Description	VARCHAR(250)
Tax	GEOCode > GeoCodeID	VARCHAR(10)
	GEOCode > TaxJurisdictionName	VARCHAR(120)
	GEOTaxJurisdiction > GeoCodeID	VARCHAR(10)
	TaxAuthority > TaxAuthorityName	VARCHAR(120)
	TaxAuthority > GeoCodeID	VARCHAR(10)

Table 7–9 (Cont.) Affected XML Elements

Import	Elements	Maximum Column Size
	TaxableGroup > TaxGroupName	VARCHAR(120)
	TaxableGroup > TaxGroupDescription	VARCHAR(250)
	TaxAuthority > AddressLine	VARCHAR(240)
	TaxAuthority > City	VARCHAR(120)
	TaxAuthority > State	VARCHAR(30)
	TaxAuthority > PostalCode	VARCHAR(30)
	TaxAuthority > CountryCode	VARCHAR(30)
	TaxGroupRule > TaxTypeName	VARCHAR(30)
	TaxGroupRule > TaxRuleName	VARCHAR(120)
	TaxGroupRule > TaxRuleDescription	VARCHAR(250)

Known Integration Gaps

The following are known gaps in the Oracle Retail POS Suite to merchandising products integration:

- [Branded Debit Card Transactions](#)
- [Character Restrictions for UOMs](#)
- [Data Mismatches in Data Import](#)
- [DepartmentDefaultTaxGroup](#)
- [Discountable Attribute from Oracle Retail Merchandising System](#)
- [Empty Item Classes Lists for Data Import](#)
- [Geocode Tag Missing For Store](#)
- [Gift Card Error](#)
- [Item Export: VATCode Datatype Mismatch](#)
- [Layaway Deletion Fee](#)
- [Missing Encryption Key For Saencrypt.pc](#)
- [POSDepartmentID](#)
- [Postal Code](#)
- [Predefined Store ID](#)
- [Price Changes and Price Promotions](#)
- [Pricing Extract: Start Date and End Date Mismatch](#)
- [Pricing Extract: Store ID Datatype Mismatch](#)
- [Pricing Group ID: Data Mismatch](#)
- [Third-party Tax and Employee Information](#)
- [Till Opening and Closing](#)
- [UTF-8](#)

Bank Deposit Details

The RTLog does not deliver bank deposit details. Currently ORPOS sends it as Nosale.

Branded Debit Card Transactions

Currently the integration for branded debit card transactions fail between POS Suite and Oracle Retail Sales Audit.

CatchWeight Item in RTLog

Oracle Retail Point-of-Service does not support the CatchWeight attribute for items, so the value of the field will always be set to **false** by Oracle Retail Point-of-Service.

Character Restrictions for UOMs

Retailers are restricted to only creating and using items with two character UOMs (Unit of Measure) as part of this integration.

Oracle Retail Merchandising System transforms EA (Each) to UN (Unit) for the UOM in Item extracts to POS Suite.

POS Suite does not transform any other UOM in RTLogs to Oracle Retail Merchandising System.

Oracle Retail Point-of-Service translates UN back to EA for the RTLog.

CTILL Records in the RTLog

Oracle Retail Point-of-Service will send two CTILL records to the RTLog for Till Close:

- one for the reconciliation activity
- one for the close activity

Data Mismatches in Data Import

Note: See [Appendix C, Appendix: XSD Files and Data Element Definition Tables](#) for more information about mapping the exported XML files to the import XSDs. This appendix contains tables that call out the maximum bytes for any column.

Character Restrictions for ContactAddressCity

For the Store Hierarchy Address attribute, Oracle Retail Merchandising System extracts 240 characters while Data Import accepts only 120 characters.

Character Restrictions for External Event ID

For Pricing External Event ID, Oracle Retail Price Management extracts 11 characters while Data Import accepts only 10 characters.

Data Import can only accept $2^{32}-1$ maximum value for External Event ID. For example, a value of 9999999999, which fits in a NUMBER(10) datatype, is too big for an integer in Java.

Character Restrictions for Item Cost/Unit Cost

Oracle Retail Merchandising System extracts number(20,4) while Data Import accepts only number(13,4).

Character Restrictions for PriceOverrideAmount

For Pricing PriceOverrideAmount, Oracle Retail Price Management extracts absolute of (20,4) while Data Import accepts only up to (13,2).

Character Restrictions for Pricing Coupon

For Pricing Coupon, Oracle Retail Price Management extracts 250 characters while Data Import accepts only 160 characters.

Character Restrictions for Pricing Discount Percent, Discount Amount and New Price

For Pricing Discount Percent, Discount Amount and New Price, Oracle Retail Price Management extracts an absolute of (20,4) while Data Import accepts only up to (10,4).

Character Restrictions for PricingGroupID

Data Import can only accept 2³²-1 maximum value for PricingGroupID. For example, a value of 9999999999, which fits in a NUMBER(10) datatype, is too big for an integer in Java.

Character Restrictions for Pricing Promo Description and Promo Name

Promo Description: Oracle Retail Price Management can extract up to 640 characters, while Point-of-Service accepts only 250 characters.

Promo Name: Oracle Retail Price Management can extract up to 160 characters, while Point-of-Service accepts only 120 characters.

Character Restrictions for UPC

Data Import accepts only 14 characters for UPC.

Data Information for UOM

For the Item Import Preload UOM element, Oracle Retail Merchandising System currently uses and displays data code rather than data description in some places.

Geocode Data Missing

Point-of-Service crashes if Geocodes are missing, and Geocodes do not exist in the XML from Oracle Retail Merchandising System.

DepartmentDefaultTaxGroup

When integrated with Oracle Retail Merchandising System, the PreloadData/POSDepartment/DepartmentDefaultTaxGroup field in the MerchandiseHierarchyImport is defaulted to 0 (zero). It is the responsibility of the implementation team to update this value in the bundle with a real TaxGroup ID for the department in question before the bundle reaches POS Suite. Otherwise, a primary key violation might occur if zero is not an actual TaxGroup ID in the UDM.

Discountable Attribute from Oracle Retail Merchandising System

The Discountable attribute for an item imported from Oracle Retail Merchandising System is always set to **true**.

Empty Item Classes Lists for Data Import

In Back Office, **Available Classes** and **Assigned Classes** lists are empty for an item.

The menu is empty in a merchandising products-integrated environment. The retailer must define these.

Geocode Tag Missing For Store

Oracle Retail Merchandising System does not send GeoCode information to Point-of-Service and will leave this element intentionally missing. If the GeoCode is missing during import, Data Import will default the store's GeoCode to the PostalCode if the country is **US** or **USA**. Otherwise, the GeoCode will default to the CountryCode.

See *Oracle Retail Merchandising System Operations Guide - Batch Overviews and Designs - Volume 1 Release 12.0.7* for more information.

Gift Card Error

Items associated with giftcards are not sent from Oracle Retail Merchandising System. It is the retailer's responsibility to insert gift card associated item data in the item master to use gift card functionality in Point-of-Service.

There can be one item number for each card denomination and one for an open amount gift card.

IGTAX Records in RTLog

Point-of-Service sends IGTAX records for both VAT and Sales Tax. Oracle Retail Sales Audit has been modified to recognize transactions in which VAT has been charged. It does not include tax in the transaction balancing calculation.

Item Export: VATCode Datatype Mismatch

XML extracts varchar2(6) while XSD accepts number(38).

Layaway Deletion Fee

Layaway Deletion Fee is sent to Oracle Retail Sales Audit as Non-Merchandise-Item which is not accepted by Oracle Retail Sales Audit.

Oracle Retail Sales Audit expects **Layaway Deletion Fee** to be delivered as a record type TTEND. Instead, it is sent as a record type TITEM.

A non-merchandise-item (nmitem) may be created for this fee and mapped in ORPOS.

Missing Encryption Key For Saencrypt.pc

It is assumed that clients will generate their key. So a key file is not part of the release. POS Suite generates the key (file) and Oracle Retail Merchandising System reads the key from the file.

NM ITEM Codes in Oracle Retail Sales Audit

Oracle Retail Sales Audit expects NM ITEM codes for the NM ITEMS sent for cases similar to the following:

- Layaway fee
- Layaway delete fee
- Shipping charges
- Item restocking fee

The RTLogFormat.xml file should be modified so that the following lines are modified to contain the Item ID defined in Oracle Retail Merchandising System for each of these types of items:

```
<FIELD_FORMAT name="NonMerchandiseItem" type="char" length="25" value="LAYAWAY  
CREATE FEE ITM ID" />  
<FIELD_FORMAT name="NonMerchandiseItem" type="char" length="25" value="LAYAWAY  
DELETE FEE ITM ID" />  
<FIELD_FORMAT name="NonMerchandiseItem" type="char" length="25" value="SHIPPING  
CHARGE" />  
<FIELD_FORMAT name="NonMerchandiseItem" type="char" length="25" value="RESTOCKING  
FEE" />
```

POSDepartmentID

When an item is imported without a POSDepartmentID, that particular item not associated with a POSDepartment. When the item is viewed in Back Office, the POSDepartment list defaults its selection to the first department in the list.

Postal Code

POS Suite permits a store postal code up to 30 characters. But POS Suite expects a US postal code to be a five digit number.

Validation in the POS Suite backend is done to ensure that US postal code is a five digit number.

Any data created in Oracle Retail Merchandising System that does not satisfy these conditions causes the POS Suite uploads to fail.

Predefined Store ID

Store IDs reflect physical store locations. The integration infrastructure must route data objects from Oracle Retail Merchandising System to the appropriate physical store location servers using Store ID.

Data created in Oracle Retail Merchandising System using store IDs that are not configured as Stores in the POS Suite results in this data being ignored by POS Suite.

Price Changes and Price Promotions

[Table 7-10](#) shows the default values of attributes when integrating Back Office with Oracle Retail Price Management:

Table 7–10 Default Values for Integration

Attribute	Default Value
Status	This field is deprecated. The status will be determined by the effective and expiration dates.
Accounting Method	Discount
Deal Distribution	Target
Target Quantity	1

Pricing Extract: Start Date and End Date Mismatch

XML extracts varchar2(30) while XSD accepts timestamp(9).

Pricing Extract: Store ID Datatype Mismatch

XML extracts 10 chars while XSD accepts only 5 chars.

Pricing Group ID: Data Mismatch

XML extracts only number(10) while XSD accepts upto number(22).

Right now, the java data type is int (2^32) and cannot take values greater than 4294967295 (NUMBER 10 in the database).

Reason Codes for Discount Rules

All reason codes for discount rules are imported from Oracle Retail Price Management with a value of **-1**.

When new discount rules are created using Back Office, reason codes are generated using the TypeCode ID, which have a value between **1** and **13**. The TypeCode ID is translated into a different attribute value during an RTLog extract to Oracle Retail Sales Audit. For example, because Back Office inserts the TypeCode ID into the ReasonCode column, a typecode of **BuyNoOfXGetYAtZ%Off** will cause ID **4** to be inserted as a ReasonCode for a new rule. During RTLog extract, a **4** is translated as **ORRCMS**.

Third-party Tax and Employee Information

Currently, all third-party Tax and Employee information must be presented in a specific file format for consumption by Central Office.

Implementation team need to be aware of this file format.

Tax and Employee files each have an XML Schema Definition just like other Data Imports. For more information about Tax and Employee XML Schema Definitions, see [Appendix C, Appendix: XSD Files and Data Element Definition Tables](#).

Till Opening and Closing

The integration with Oracle Retail Sales Audit requires that tills are only opened and closed once per business day.

Total ID in the RTLog

The same Total ID is used for more than one till. This causes the following error message in Oracle Retail Sales Audit:

```
Duplicate declaration: this total id has already been used by another transaction  
xxxxx.
```

UTF-8

UTF-8 is a required character set for the database. Data Import supports multi-byte characters in the XML and puts this data into the database as UTF-8 character set.

Appendix: Discount Rules – Any or All

During import of a DiscountRule, a quantity must be specified when an Any qualifier is given for either the source or target. These two new quantities are added as columns to the PriceDerivationRule (RU_PRDV) table:

QU_AN_SRC
QU_AN_TGT

When the Any quantities for source or target are **zero**, Point-of-Service considers this to mean that all sources or targets are required. When the Any quantities for source or target are **one** or greater, that quantity is the minimum required for the source or target to activate the discount. When the Any quantities for source or target are **-1**, any combination of sources can participate in the rule. Point-of-Service considers **-1** to mean that any combination of sources can participate in the rule as long as the total quantity meets the threshold value.

This is only applicable for Multithreshold discount rules.

When left unspecified during import, sources and targets are imported as **Any 1**. The Any quantity should not be confused with the quantity specified by the source or target. For example, the Any quantity can be set to **1**, but the source quantity can be set to **3**. Three items that match the source criteria must exist before that one source will meet the Any 1 qualification.

When a discount rule contains the **Any** option, and the number of available choices of sources or targets exceed the any quantity, the system must determine how to sort the items in order to know which items participate in the discount rule. The sorting algorithm varies based on the discount rule and whether or not the items participate as both sources and targets within that rule (that is, whether the sources are discounted):

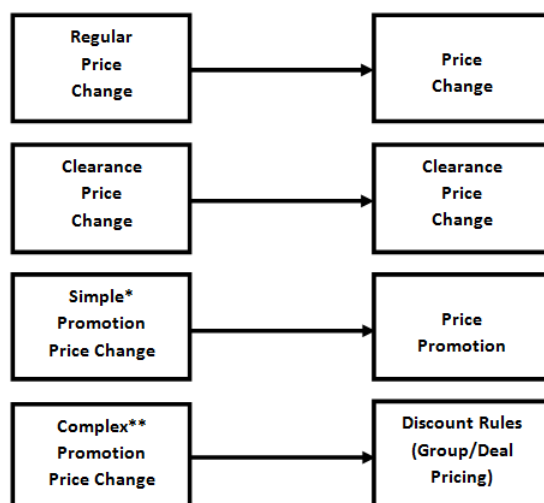
- When the same items participate as both sources items and targets (that is, whether the sources receive the discount), the system sorts the source items from most expensive to least expensive to determine which source items should participate in the discount rule.
- When the same items do not participate as both sources and targets, the system sorts the source items from least expensive to most expensive and chooses the first options until the any quantity is met.
- Targets are always sorted and chosen from most expensive to least expensive and chosen in order, unless the rule specifies `BuyNoFXgetLowestPricedXatZ%off`, in which case the least expensive target items are chosen first.

Appendix: Pricing Rules

The following are assumptions about the behavior of Oracle Retail Price Management with regard to pricing rules:

- Oracle Retail Price Management supports promotions that are against regular retails, clearance retails, or both.
- Oracle Retail Price Management allows for overlapping promotions where multiple discounts can apply. Oracle Retail Price Management provides a system option Simple Promotion Overlap Rule. The values for the new option will be Compounding or Non-compounding Best Deal. Oracle Retail Price Management should be configured through the System Options to calculate promotional retail using the "Non-Compounding, Best Deal" option when integrating with the POS Suite. This does not account for the use of Price Guides with RPM, but will ensure consistent application of promotion discounts between the two systems. This option applies to simple promotions; it does not change the behavior for complex promotions.
- Oracle Retail Price Management does not have item attributes that define if an item is eligible for discounts or markdowns.

Figure B-1 Oracle Retail Price Management to POS Suite Pricing Map



* Includes Simple Promotion Type only

** Includes: Threshold Promotions, Multi-buy (Buy/Get) Promotions and Transaction Promotions

The following are Oracle Retail Price Management definitions related to pricing rules:

- Regular Price Change – Permanent change in the retail selling price for an item. Begins on the effective date, but does not define an expiration date. The new price is explicitly defined, not defined in terms of amount or percent off.
- Clearance Price Change – Change in the retail selling price for an item for the purposes of inventory clearance. Begins on the effective date, and ends on the reset date if entered in the system. Reset date is optional. The new price is explicitly defined, not defined in terms of amount or percent off.
- Promotion Price Change – Definition of pricing rules to enable a retail, promotional or temporary, price. There are three available options:
 - Simple – get **Z%** off **X**
 - Threshold – buy **N** of **X** get **Z%** off **X**
 - Multi-Buy – buy **N** of **X** get **Y** at **Z%** off

The following are POS Suite definitions related to pricing rules:

- Price Change – Permanent change in the retail selling price. Begins on the effective date, but does not define an expiration date. The new price is explicitly defined, not defined in terms of amount or percent off.
- Price Promotion – Temporary change in the retail selling price. Begins on the effective date and ends on an expiration date. Can be expressed in terms of amount off, percent off, or new price.
- Clearance – Clearance price change in the retail selling price. Begins on the effective date and can be indefinite. Can be expressed in terms of amount off, percent off, or new price. Clearance event can be reset on specified date and time to a new permanent price.
- Discount Rules – Definition of pricing rules to enable a retail promotional, or temporary, price. There are two available options:
 - Group pricing – buy **N** of **X** get **Z%** off **X**
 - Deal pricing – buy **N** of **X** get **Y** at **Z%** off
- Threshold – The minimum price allowed for a source or target to be part of a promotion. This is a separate concept from the source quantity, **N**.
- Limit – The maximum price allowed for a source or target to be part of a promotion.
- Transaction Level Discounts – There are four available options for transaction level discounts:
 - Buy **N** of **X** get **Z%** off the entire purchase
 - Buy **N** of **X** get **Z\$** off the entire purchase
 - Buy **\$N** of **X** get **Z%** off the entire purchase
 - Buy **\$N** of **X** get **Z\$** off the entire purchase

The above rules are extended to store level, where **X** can be all the discountable items in the store.

Multi-Buy

The following are Multi-Buy pricing rules.

Note: The concept of kits is not used by RPM, this promotion type is considered multi-buy - merge grid with multi-buy grid.

Oracle Retail Price Management Multi-Buy Assumptions

- If the reward list or "Y" is a group of items, only one item in the group qualifies for the discount even if the customer purchased multiple items from the reward list or "Y" target group.
- Funding of the promotion applies only to the item in the reward list or "Y" target group that received the discount.
- Oracle Retail Price Management and Oracle Retail Merchandising System do not spread the discount out to items in the reward list or "Y" and the buy list or "X" groups at the time of the sale. The Deal Distribution Indicator is always set to **Target** (reward list or "Y").
- The buy list or "X" and the reward list or "Y" can be the same items. The Multi-Buy Cycles Indicator and Allow Repeating Sources Indicator are two separate entities:
 - Allow Repeating Sources Indicator - specifies that the same item cannot be used to qualify the buy list (N of X). For example, if you buy two pairs of jeans, and get a sweater for free, the jeans purchased must be different items. Oracle Retail Price Management promotions always have an Allow Repeating Sources Indicator set to Y.

The following is true for [Table B-1](#):

- N = quantity or value
- X = Source items or items in a list
- Y = Target item or item in a list of items
- Z = price or discount

Table B-1 Multi-Buy

Promotion Type	Example	Oracle Retail Price Management Promotion Type	Oracle Retail Price Management Setup	Compatible	Comments
Buy N of X, Get Y at Z% off regular Price.	Buy two pairs of jeans, get a sweater at 50% off.	Multi-Buy	Buy Type = Qty, Reward %off, Buy Value = N	Yes	NA
Buy N of X, Get Y at Z\$ off regular Price.	Buy two pairs of jeans, get \$10 off of a sweater.	Multi-Buy	Buy Type = Qty, Reward Amount off, Buy Value = N	Yes	NA
Buy N of X, Get Lowest Priced Y at Z% off.	Buy two pairs of jeans and two or more sweaters, get 10% off the lowest-priced sweater.	Multi-Buy	Buy Type = Qty, Reward %off, Buy Value = N	No	Oracle Retail Price Management does not currently support "lowest price" concept, only cheapest free is valid.

Table B-1 (Cont.) Multi-Buy

Promotion Type	Example	Oracle Retail Price Management Promotion Type	Oracle Retail Price Management Setup	Compatible	Comments
Buy \$N of X, Get \$Y for free.	Buy one pair of jeans at regular price over \$45 and get a T-Shirt regular priced at \$25 or less for free.	Multi-Buy	Buy Type = Qty, Reward Amount off, Buy Value = N	Yes	NA
Buy N of X, Get Y at Z\$.	Buy two pairs of jeans, get a sweater for \$20.	Multi-Buy	Buy Type = Qty, Reward Fixed Amount, Buy Value = N	Yes	Oracle Retail Price Management can change the selling UOM when discount is fixed amount.
Buy \$N of X, Get Y at Z% off regular Price.	Buy \$40 worth of jeans, get a sweater at 50% off.	Multi-Buy	Buy Type = Amount, Reward % Off, Buy Value = N	Yes	NA
Buy \$N of X, Get Y at Z\$ off regular Price	Buy \$40 worth of jeans, get \$10 off of a sweater.	Multi-Buy	Buy Type = Amount, Reward Amount Off, Buy Value = N	Yes	NA
Buy \$N of X, Get Y at Z\$	Buy \$40 worth of jeans, get a sweater for \$20.	Multi-Buy	Buy Type = Amount, Reward Fixed Price, Buy Value = N	Yes	NA
Buy N of A and N of B, Get Y at Z% off	Buy a cap and a glove, get a scarf 10% off. The buy and reward lists may use a combination of AND and OR conditions.	Multi-Buy	Buy Type = Qty, Reward %off, Buy Value = N	Yes	NA
Buy N of A and N of B, Get Y at \$Z off	Buy a cap and a glove, get a scarf \$2 off. The buy and reward lists may use a combination of AND and OR conditions.	Multi-Buy	Buy Type = Qty, Reward Amount off, Buy Value = N	Yes	NA
Buy N of A and N of B, Get Y for \$Z.	Buy a cap and a glove, get a scarf for \$10.00. The buy and reward lists may use a combination of AND and OR conditions.	Multi-Buy	Buy Type = Qty, Reward Fixed Amount, Buy Value = N	Yes	Oracle Retail Price Management can change the selling UOM when discount is fixed amount.
Buy N of X, get the cheapest free	Buy four pair of shoes, get the cheapest pair free.	Multi-Buy	Buy Type = Qty, Reward Cheapest Free, Buy Value = N	Yes	NA
Buy N of A and N of B, get the cheapest free	Buy a shirt and a tie, get the cheapest item free.	Multi-Buy	Buy Type = Qty AND Qty, Reward Cheapest Free, Buy Value = N	Yes	NA

Table B-1 (Cont.) Multi-Buy

Promotion Type	Example	Oracle Retail Price Management Promotion Type	Oracle Retail Price Management Setup	Compatible	Comments
Buy \$N of X for Z\$ off	Spend \$40 or more on P&G items, get \$10 off.	Multi-Buy	Buy Type = Amount, Reward = Amount off, No items defined as reward list	Yes	NA
Buy N of X for Z\$ off	Buy 1 or more of select fragrances, get \$10 off.	Multi-Buy	Buy Type = Quantity, Reward = Amount off, No items defined as reward list	Yes	NA
Buy N of X for Z% off	Buy Rice Krispies, Large Marshmallows and Butter, get 25% off.	Multi-Buy	Buy Type = Quantity, Reward = Percent off, No items defined as reward list	Yes	NA

Threshold

The following are threshold pricing rules.

Threshold Assumptions

In RPM, threshold promotions can be either single tiered or multi-tiered (such as, buy 5 items in a group, get 10% off; buy 12 items in a group, get 20% off, and others). All of the examples in the table below show a single tier, however they all support multiple tiered threshold promotions.

For example, if you buy five pairs of jeans, you get 10% off each item. The discount applies only to the five items if, less than 10 items are purchased. If 10 items are purchased, 10% discount is applied only for 10 items. If 11 items are purchased then, the 10th items get 10% discount and one item (the least priced among all eleven) is sold on a regular price. If 12 items are purchased then, 20% discount is applied on all 12 items.

If the promotion is multi-tiered, once the next threshold is reached (12 items based on example above) the customer receives 20% off each item including any additional items more than 12.

There are two types of threshold promotions used by RPM:

- Threshold Type: Customer qualifies for the discount with any item in a group
- Item Type: Customer must buy 'X' of a particular item to get the discount

The following is true for [Table B-2](#):

- N = quantity or value
- X = Source items or items in a list
- Z = price or discount

Table B-2 Threshold

Promotion Type	Example	Oracle Retail Price Management Promotion Type	Oracle Retail Price Management Setup	Compatible
Buy N of X, get Z% off.	Buy six pairs of jeans, get 10% off each of the jeans.	Threshold	Qualification Type = Threshold Level Threshold Type = Quantity Discount Type = % off	Yes
Buy N of X, Get \$Z off.	Buy six pairs of jeans, get \$10 off each of the jeans.	Threshold	Qualification Type = Threshold Level Threshold Type = Quantity Discount Type = Amount off	Yes
Buy N of X, Get items for \$Z.	Buy two pairs of jeans and get them for \$45 each.	Threshold	Qualification Type = Threshold Level Threshold Type = Quantity Discount Type = Fixed Amount	Yes
Buy \$N of X, get Z% off.	Buy \$100 worth of jeans, get 10% off each pair of jeans.	Threshold	Qualification Type = Threshold Level Threshold Type = Amount Discount Type = % off	Yes
Buy \$N of X, Get \$Z off.	Buy \$100 worth of jeans, get \$10 off each pair of jeans.	Threshold	Qualification Type = Threshold Level Threshold Type = Amount Discount Type = Amount off	Yes
Buy \$N of X, get items for \$Z	Buy \$100 worth of jeans and get them for \$45 each.	Threshold	Qualification Type = Threshold Level Threshold Type = Amount Discount Type = Fixed Amount	Yes
Buy N of X, get Z% off.	Buy six pairs of jeans, get 10% off each of the jeans. Each item on the promotion must meet the threshold to have the discount applied.	Threshold	Qualification Type = Item Level Threshold Type = Quantity Discount Type = % off	Yes
Buy N of X, get \$Z off.	Buy six pairs of jeans, get \$10 off each of the jeans. Each item on the promotion must meet the threshold to have the discount applied.	Threshold	Qualification Type = Item Level Threshold Type = Quantity Discount Type = Amount off	Yes
Buy N of X, get items for \$Z	Buy two pairs of jeans and get them for \$45 each. Each item on the promotion must meet the threshold to have the discount applied.	Threshold	Qualification Type = Item Level Threshold Type = Quantity Discount Type = Fixed Amount	Yes

Table B-2 (Cont.) Threshold

Promotion Type	Example	Oracle Retail Price Management Promotion Type	Oracle Retail Price Management Setup	Compatible
Buy \$N of X, get Z% off.	Buy \$100 worth of jeans, get 10% off each pair of jeans. Each item on the promotion must meet the threshold to have the discount applied.	Threshold	Qualification Type = Item Level Threshold Type = Amount Discount Type = % off	Yes
Buy \$N of X, Get \$Z off.	Buy \$100 worth of jeans, get \$10 off each pair of jeans. Each item on the promotion must meet the threshold to have the discount applied.	Threshold	Qualification Type = Item Level Threshold Type = Amount Discount Type = Amount off	Yes
Buy \$N of X, Get items for \$Z.	Buy \$100 worth of jeans and get them for \$45 each. Each item on the promotion must meet the threshold to have the discount applied.	Threshold	Qualification Type = Item Level Threshold Type = Amount Discount Type = Fixed Amount	Yes

Simple

The following is true for [Table B-3](#):

- X = Source items or items in a list
- Z = price or discount

Table B-3 Simple

Promotion Type	Example	Oracle Retail Price Management Promotion Type	Oracle Retail Price Management Setup	Compatible
Fixed Price	Buy X, get X for \$15.	Simple	Fixed Amount	Yes
Percent Off	Buy X, get X for 10% off.	Simple	% off	Yes
Amount Off	Buy X, get \$10 off of X.	Simple	Amount off	Yes

Kits

The following is true for [Table B-4](#):

- N = quantity or value
- X = Source items or items in a list
- Y = Target item or item in a list of items
- Z = price or discount

Table B-4 Kits

Promotion Type	Example	Oracle Retail Price Management Promotion Type	Oracle Retail Price Management Setup	Compatible
Buy <i>N</i> of <i>X1</i> , <i>N</i> of <i>X2</i> , <i>N</i> of <i>X3</i> for a flat price \$ <i>Z</i>	Buy hamburger, Coke and fries for 5.00	Multi-buy	Qualification Type = Multi-buy Multi-buy = Quantity (with AND connector) Reward Type = Fixed Price	Yes
Buy <i>N</i> of <i>X1</i> , <i>N</i> of <i>X2</i> , <i>N</i> of <i>X3</i> for \$ <i>Z</i> off of purchase	Buy hamburger, Coke and fries, receive 1.00 off purchase	Multi-buy	Qualification Type = Multi-buy Multi-buy = Quantity (with AND connector) Reward Type = Amount Off	Yes
Buy <i>N</i> of <i>X1</i> , <i>N</i> of <i>X2</i> , <i>N</i> of <i>X3</i> for <i>Z</i> % off of purchase	Buy hamburger, Coke and fries, save 15% off purchase	Multi-buy	Qualification Type = Multi-buy Multi-buy = Quantity (with AND connector) Reward Type = % off	Yes

Finance Promotion

The following is true for [Table B-5](#):

- *N* = quantity or value
- *X* = Source items or items in a list
- *Z* = price or discount

Table B-5 Finance

Promotion Type	Example	Oracle Retail Price Management Promotion Type	Oracle Retail Price Management Setup	Compatible
Buy <i>N</i> of <i>X</i> with promoted card, get promotional interest % for <i>Z</i> duration	Purchase \$1,000 of Electronics using Visa and receive promotion percentage of 0%, with a duration of 18 months (for no interest payments if paid in full within 18 months).	Finance	Card Details Threshold Amount \$ Promotion Amount % Duration in Months Items	No

Transaction Promotion

The following are transaction promotion pricing rules.

Oracle Retail Price Management Transaction Assumptions

- A transaction promotion will have a discount type of "amount off" or "percent off" that will be taken off the entire purchase or shopping basket versus specific items.

- Reward items will not be designated for transaction promotions.
- A transaction promotion can be created at "storewide" level or at any of the lower levels including; department, class, subclass, parent item, parent diff item, transaction item, or item list.

The following is true for [Table B-6](#):

- *N* = quantity or value
- *X* = Source items or items in a list
- *Z* = price or discount

Table B-6 Transaction

Promotion Type	Example	Oracle Retail Price Management Promotion Type	Oracle Retail Price Management Setup	Compatible	Comments
Buy \$N of X, Get Z\$ Off Entire Purchase	Buy \$200 worth of any merchandise - get \$20 off entire purchase	Transaction	Buy Type = Amount, Reward= Amount off	Yes	Storewide Example
Buy \$N of X, Get Z% Off Entire Purchase	Buy \$200 worth of any merchandise - get 20% off entire purchase	Transaction	Buy Type = Amount, Reward= Percent off	Yes	Storewide Example
Buy \$N or X or Y, Get Z% Off Entire Purchase	Buy \$100 worth of Jeans or Khakis - get 10% off entire purchase	Transaction	Buy Type = Amount, Reward= Percent off	Yes	Multiple Buy lists using "or" between lists
Buy \$N of X and Y, Get Z% Off Entire Purchase	Buy \$100 worth of Jeans and \$50 worth of T-Shirts - get \$50 off entire purchase	Transaction	Buy Type = Amount, Reward= Amount off	Yes	Multiple Buy lists using "and" between lists
Buy N of X, Get Z\$ Off Entire Purchase	Buy 10 items - any merchandise - get \$20 off entire purchase	Transaction	Buy Type = Quantity, Reward= Amount off	Yes	Storewide Example
Buy N of X, Get Z% Off Entire Purchase	Buy 10 items - any merchandise - get 20% off entire purchase	Transaction	Buy Type = Quantity, Reward= Percent off	Yes	Storewide Example
Buy \$N or X or Y, Get Z% Off Entire Purchase	Buy 10 pairs of Jeans or Khakis - get 10% off entire purchase	Transaction	Buy Type = Quantity, Reward= Percent off	Yes	Multiple Buy lists using "or" between lists
Buy \$N of X and Y, Get Z% Off Entire Purchase	Buy 5 pairs of Jeans and 5 T-Shirts - get \$50 off entire purchase	Transaction	Buy Type = Quantity, Reward= Amount off	Yes	Multiple Buy lists using "and" between lists

Appendix: XSD Files and Data Element Definition Tables

This appendix provides the XML Schema Definitions (XSD) of the following Data Import data types:

- [Currency Import](#)
- [Customer Import](#)
- [Employee Import](#)
- [Item Import](#)
- [Merchandise Hierarchy Import](#)
- [Pricing Import](#)
- [Returns Customer Import](#)
- [ScanSheet Import](#)
- [Store Hierarchy Import](#)
- [Tax Import](#)

The XSD defines the rules for which external systems may interface with Stores applications through Data Import. An XSD specifies the format for XML documents that are sent to Data Import.

Note: The XML file names must begin with the following for DIMP to know which import function is being accessed and what translator to use:

- **Currency** for Currency Import
- **Customer** for Customer Import
- **Employee** for Employee Import
- **Item** for Item Import
- **Merchandise** for Merchandise Hierarchy Import
- **Pricing** for Pricing Import
- **Returns** for Returns Customer Import
- **ScanSheet** for Scan Sheet Import
- **Store** for Store Hierarchy Import
- **Tax** for Tax Import

Any XML that is imported through Data Import is expected to validate successfully against the appropriate XSD for its type. Data Import does not perform a validity check. It is the responsibility of the sending party to send proper, conforming data. Invalid XML is not parsed correctly and either the invalid parts are ignored or a parsing exception is generated.

Note: For more information about the tables presented in this appendix, see the following documents:

- *Oracle Retail POS Suite Entity Relationship Diagrams, Volume 1 - Subject Areas*
- *Oracle Retail POS Suite Entity Relationship Diagrams, Volume 2 - Overviews*

Currency Import

Table C-1 identifies the XSD elements in the CurrencyImport.xsd file.

Table C-1 Currency Import XSD Element Mapping Table

Log/Physical table	Target	Physical Column Name	Data Type	XSD Element/Attribute Path	Notes
Currency CO_CNY	CurrencyID	ID_CNY_ICD	INTEGER	NA	This ID will be generated by the system.
	IssuingCountryCode	LU_CNY_ISSG_CY	VARCHAR(4)	CurrencyImport/Currency@IssuingCountryCode	NA
	ISOCountryCode	CD_CNY_ISO	VARCHAR(3)	CurrencyImport/Currency@ISOCCode	NA
	CurrencyDescription	DE_CNY	VARCHAR(250)	CurrencyImport/Currency@Name	The length here is defined as the length of a single byte string. If multibyte characters are used, the max length should be 250/4 = 60.

Table C-1 (Cont.) Currency Import XSD Element Mapping Table

Log/Physical table	Target	Physical Column Name	Data Type	XSD Element/Attribute Path	Notes
	IssuingCountryNationality	DE_ DNY_ ISSG_ NAT	VARCHAR R(120)	CurrencyImport/Currency@IssuingCountryNationality	The length here is defined as the length of a single byte string. If multibyte characters are used, the max length should be 120/4 = 30.
	CurrencyBaseFlag	FL_CNY_ BASE	CHAR(1)	CurrencyImport/Currency@IsBaseCurrency	NA
	CurrencyScale	QU_ CNY_ SCLE	INTEGER	CurrencyImport/Currency@Scale	NA
	CurrencyPriority	AI_CNY_ PRI	INTEGER	CurrencyImport/Currency@Priority	NA
	FinancialNetworkCurrencyCode	CD_ CNY_ FN_NET	VARCHAR R(20)	No mapping available	NA
ExchangeRate CO_RT_EXC	ExchangeRateEffectiveDate	DC_RT_ EXC_EF	DATE	CurrencyImport/ExchangeRate@EffectiveDate	NA
	ExchangeRateExpirationDate	DC_RT_ EXC_EP	DATE	CurrencyImport/ExchangeRate@ExpirationDate	NA
	CurrencyID	ID_CNY_ ICD	INTEGER	CurrencyImport/ExchangeRate@CurrencyCode	The CurrencyID is determined by matching the ISOCode in the Currency table.
	MinimumCurrencyAmount	LL_ CNY_ EXC	DECIMAL (13,2)	CurrencyImport/ExchangeRate@MinimumAmount	NA
	ToBuyAmount	MO_RT_ TO_BUY	DECIMAL (13,6)	CurrencyImport/ExchangeRate@ToBuyAmount	NA
	ToSellAmount	MO_RT_ TO_SL	DECIMAL (13,6)	CurrencyImport/ExchangeRate@ToSellAmount	NA
	ServiceFeeAmount	MO_FE_ SV_EXC	DECIMAL (13,2)	CurrencyImport/ExchangeRate@ServiceFeeAmount	NA

Example C-1 CurrencyImport.xsd

```

<xs:schema elementFormDefault="qualified">
  xmlns:xs="http://www.w3.org/2001/XMLSchema">
    <-xs:annotation>
      <xs:documentation> Currency Import Schema. Copyright 2008 Oracle. All
        rights reserved.</xs:documentation>
    </xs:annotation>
    <xs:include schemaLocation="../CommonImport.xsd"/>
    <-xs:element name="CurrencyImport" type="CurrencyImport_type">
      <xs:annotation>
        <xs:documentation>Top-level element holding a collection of Currency and
          ExchangeRate elements.</xs:documentation>
      </xs:annotation>
    </xs:element>

```

```

-<xs:complexType name="CurrencyImport_type">
  -<xs:sequence>
    <xs:element type="Currency_type" name="Currency" maxOccurs="unbounded"
      minOccurs="0"/>
    <xs:element type="ExchangeRate_type" name="ExchangeRate"
      maxOccurs="unbounded" minOccurs="0"/>
  </xs:sequence>
  <xs:attribute type="FillType_subtype" name="FillType" use="required"/>
  <xs:attribute type="xs:dateTime" name="CreationDate"/>
  <xs:attribute type="xs:dateTime" name="ExpirationDate"/>
  <xs:attribute type="xs:string" name="Version"/>
  <xs:attribute type="xs:int" name="Priority"/>
  <xs:attribute type="xs:int" name="Batch"/>
</xs:complexType>
-<xs:complexType name="Currency_type">
  -<xs:annotation>
    <xs:documentation> Represents a single currency's information. Note that
      IssuingCountryCode and Priority are required for new adds.
    </xs:documentation>
  </xs:annotation>
  <xs:attribute type="ChangeType_type" name="ChangeType" default="ADD"/>
  <xs:attribute type="CurrencyCode_type" name="ISOCODE" use="required"/>
  <xs:attribute type="Code_type" name="IssuingCountryCode"/>
  <xs:attribute type="Description_type" name="Name"/>
  <xs:attribute type="Name_type" name="IssuingCountryNationality"/>
  <xs:attribute type="xs:boolean" name="IsBaseCurrency" default="false"/>
  <xs:attribute type="xs:int" name="Scale" default="2"/>
  <xs:attribute type="xs:int" name="Priority"/>
</xs:complexType>
-<xs:complexType name="ExchangeRate_type">
  -<xs:annotation>
    <xs:documentation> Represents a single exchange rate information. Note
      that EffectiveDate and ExpirationDate are required for new adds. Because
      of the way exchange rate is queried, the expiration date must be the day
      after expiration. </xs:documentation>
  </xs:annotation>
  <xs:attribute type="ChangeType_type" name="ChangeType" default="ADD"/>
  <xs:attribute type="CurrencyCode_type" name="CurrencyCode"
    use="required"/>
  <xs:attribute type="Amount_type" name="MinimumAmount"/> <xs:attribute
    type="xs:date" name="EffectiveDate"/>
  <xs:attribute type="xs:date" name="ExpirationDate"/>
  <xs:attribute type="Rate_type" name="ToBuyAmount"/>
  <xs:attribute type="Rate_type" name="ToSellAmount"/>
  <xs:attribute type="Amount_type" name="ServiceFeeAmount"/>
</xs:complexType>
-<xs:simpleType name="Rate_type">
  -<xs:restriction base="xs:decimal">
    <xs:totalDigits value="13"/>
    <xs:fractionDigits value="6"/>
  </xs:restriction>
</xs:simpleType>
-<xs:simpleType name="Code_type">
  -<xs:annotation>
    <xs:documentation> ISO-3166 based four character code denoting which
      country issues the Currency. </xs:documentation>
  </xs:annotation>
  -<xs:restriction base="xs:string">
    <xs:maxLength value="4"/>
  </xs:restriction>

```

```

</xs:simpleType>
-<xs:simpleType name="FillType_subtype">
  <xs:restriction base="xs:string">
    <xs:enumeration value="KillAndFill"/>
    <xs:enumeration value="FullIncremental"/> <
  </xs:restriction>
</xs:simpleType>
</xs:schema>

```

The following is an example CurrencyImport XML file:

Example C-2 CurrencyImport.xml

```

<?xml version="1.0" encoding="UTF-8"?>
CurrencyImport ExpirationDate="2027-12-17T09:30:47.0Z"
CreationDate="2001-12-17T09:30:47.0Z" Batch="1" Version="1.0"
FillType="FullIncremental" Priority="0"
xsi:noNamespaceSchemaLocation="CurrencyImport.xsd" xmlns:xsi="http://www.w3.org/200
1/XMLSchema-instance">
<!-- Example of deleting a currency by ISO code. -->
<Currency
  ISOCode="USD"
  ChangeType="DEL" />
<!-- Example of adding a Currency. -->
<Currency
  Priority="0"
  ISOCode="USD"
  ChangeType="ADD"
  Scale="2"
  IsBaseCurrency="true"
  IssuingCountryNationality="U.S."
  Name="Dollar"
  IssuingCountryCode="US" />

<!-- Example of updating a Currency. -->
<Currency
  Priority="1"
  ISOCode="CAD"
  ChangeType="UPD"
  Scale="2"
  IsBaseCurrency="false"
  IssuingCountryNationality="Canadian"
  Name="Dollar"
  IssuingCountryCode="CA" />

<!-- An example of deleting all rates for Canadian Dollars -->
<ExchangeRate ChangeType="DEL" CurrencyCode="CAD" />

<!-- An example of deleting a specific rate for Canadian Dollars. The dates are
part of the primary key. -->
<ExchangeRate ExpirationDate="2008-06-02"
  ChangeType="DEL"
  CurrencyCode="CAD"
  EffectiveDate="2008-05-26" />

<!-- An example of adding buy/sell rates for Canadian Dollars assuming base
currency is USD. 1 USD=1.00598 USD. -->
<ExchangeRate
  ExpirationDate="2008-06-02"
  ChangeType="ADD"

```

```

CurrencyCode="CAD"
EffectiveDate="2008-05-26"
ServiceFeeAmount="0.00"
ToSellAmount="0.994053"
ToBuyAmount="0.994053"
MinimumAmount="0.00"/>

<!-- An example of updating buy/sell rates for Euros assuming base currency is
USD. 1 EUR=1.554 USD. -->
<ExchangeRate
  ExpirationDate="2008-06-02"
  ChangeType="UPD"
  CurrencyCode="EUR"
  EffectiveDate="2008-05-26"
  ServiceFeeAmount="0.00"
  ToSellAmount="0.643459"
  ToBuyAmount="0.643459"
  MinimumAmount="0.00"/>
</CurrencyImport>

```

Customer Import

Table C–2 identifies the XSD elements in the CustomerImport.xsd file.

Table C–2 Customer Import XSD Element Mapping Table

Log/Physical table	Target	Physical Column Name	Data Type	XSD Element/Attribute Path	Notes
Party PA_PRTY	PartyID	ID_PRTY	INTEGER	NA	Generated by system for each insert of new customer.
	PartyLegalOrganizationCode	LU_ORG_LG	VARCHAR(20)	No mapping available	NA
	PartyTypeCode	TY_PRTY	VARCHAR(20)	NA	CUST
Customer PA_CT	CustomerID	ID_CT	VARCHAR(14)	CustomerImport/Customer@ID	NA
	PartyID	ID_PRTY	INTEGER	NA	PartyID generated above.
	CustomerFullName	NM_CT	VARCHAR(250)	NA	Created by system by appending last name to first name.
	EmployeeID	ID_EM	VARCHAR(10)	CustomerImport/Customer@EmployeeID	Should be null if this customer is not an employee of the company.
	CustomerStatusCode	STS_CT	INTEGER	CustomerImport/Customer@Status	<ul style="list-style-type: none"> ■ Inactive=0 ■ Active=1 ■ Deleted=2
	EncryptedAccountNumber	ID_NCRPT_ACTN_CRD	VARCHAR(250)	CustomerImport/Customer@EncryptedHouseAccountNumber	The XML value should be a hexadecimal string of the encrypted byte array.
	HashedAccountNumber	ID_HSH_ACNT	VARCHAR(80)	No mapping available	NA

Table C-2 (Cont.) Customer Import XSD Element Mapping Table

Log/Physical table	Target	Physical Column Name	Data Type	XSD Element/Attribute Path	Notes
	MaskedAccountNumber	ID_MSK_ACNT_CRD	VARCHAR(20)	No mapping available	NA
	CustomerLocale	LCL	VARCHAR(10)	CustomerImport/Customer@PreferredLanguage CustomerImport/Customer@PreferredCountry	The combined XML values should be a string parsable by java.lang.Locale.
	CustomerTaxID	ID_TAX	VARCHAR(16)	CustomerImport/Customer@TaxID	NA
	CustomerPricingGroup	ID_PRCGP	INTEGER	CustomerImport/Customer@PricingGroupID	Maximum field size for INTEGER is typically NUMBER(10) to support Java INT datatype in application.
	CustomerBatchID	ID_CT_BTCH	INTEGER	No mapping available	NA
BusinessCustomer	OrganizationID	ID_ORGN	INTEGER	NA	PartyID generated above.
	ORGN_CT				
	PartyID	ID_PRTY	INTEGER	NA	PartyID generated above.
	Organization Name	ORGN_NAME	VARCHAR(120)	CustomerImport/BusinessCustomer@CompanyName	The length here is defined as the length of a single byte string. If multibyte characters are used, the max length should be 120/4 = 30.
	TaxExemptionCertificate	TX_EXM_CF	VARCHAR(30)	CustomerImport/BusinessCustomer@TaxExemptionCertificate	NA
	ExceptionReason	EXM_RSN	VARCHAR(30)	CustomerImport/BusinessCustomer@ExceptionReason	NA
Contact	ContactID	ID_CNCT	INTEGER	NA	PartyID generated above.
	PA_CNCT				
	ContactType Code	TY_CNCT	VARCHAR(20)	NA	CUST
	PartyID	ID_PRTY	INTEGER	NA	PartyID generated above.
	ContactLast Name	LN_CNCT	VARCHAR(120)	CustomerImport/Customer@LastName	The length here is defined as the length of a single byte string. If multibyte characters are used, the max length should be 120/4 = 30.
	ContactFirst Name	FN_CNCT	VARCHAR(120)	CustomerImport/Customer@FirstName	The length here is defined as the length of a single byte string. If multibyte characters are used, the max length should be 120/4 = 30.
	ContactMiddleName	MD_CNCT	VARCHAR(120)	CustomerImport/Customer@MiddleNameString	The length here is defined as the length of a single byte string. If multibyte characters are used, the max length should be 120/4 = 30.
	ContactFull Name	NM_CNCT	VARCHAR(250)	NA	Created by system by appending last name to first name.

Table C-2 (Cont.) Customer Import XSD Element Mapping Table

Log/Physical table	Target	Physical Column Name	Data Type	XSD Element/Attribute Path	Notes
	ContactSalutation	LU_CNCT_SLN	VARCHAR(120)	CustomerImport/Customer@SalutationString	For example: <ul style="list-style-type: none"> Mr Mrs Ms
	ContactSuffix	NM_CNCT_SFX	VARCHAR(120)	CustomerImport/Customer@SuffixString	For example: <ul style="list-style-type: none"> Jr III
	ContactBirthDate	DC_CNCT	VARCHAR(30)	CustomerImport/Customer@BirthDateDate	NA
	ContactGender	GNDR_CNCT	INTEGER	CustomerImport/Customer@Gender	<ul style="list-style-type: none"> Unspecified=0 Female=1 Male=2
	ContactCompanyName	CO_NM_CNCT	VARCHAR(120)	CustomerImport/BusinessCustomer@CompanyName	The length here is defined as the length of a single byte string. If multibyte characters are used, the max length should be 120/4 = 30.
	ContactMailFlag	NO_MAIL_CNCT	CHAR(1)	CustomerImport/Customer@ContactByMail	NA
	ContactPhoneFlag	NO_PHN_CNCT	CHAR(1)	CustomerImport/Customer@ContactByPhone	NA
	ContactEmailFlag	NO_EML_CNCT	CHAR(1)	CustomerImport/Customer@ContactByEmail	NA
	ContactFunctionCode	LU_FNC_CNCT	VARCHAR(20)	NA	No mapping available.
Address LO_ADS	AddressID	ID_ADS	INTEGER	CustomerImport/Customer/Address@Type	<ul style="list-style-type: none"> Unspecified=-1 Home=0 Work=1 Other=2 Mail=3
	AddressTypeCode	TY_ADS	VARCHAR(30)	CustomerImport/Customer/Address@Type	<ul style="list-style-type: none"> Unspecified=-1 Home=0 Work=1 Other=2 Mail=3
	PartyID	ID_PRTY	INTEGER	NA	PartyID generated above.
	AddressLine1	A1_CNCT	VARCHAR(240)	CustomerImport/Customer/Address@Address1	The length here is defined as the length of a single byte string. If multibyte characters are used, the max length should be 240/4 = 60.

Table C-2 (Cont.) Customer Import XSD Element Mapping Table

Log/Physical table	Target	Physical Column Name	Data Type	XSD Element/Attribute Path	Notes
	AddressLine 2	A2_CNCT	VARCHAR R(240)	CustomerImport/Customer/Address@Address 2	The length here is defined as the length of a single byte string. If multibyte characters are used, the max length should be 240/4 = 60.
	AddressLine 3	A3_CNCT	VARCHAR R(240)	CustomerImport/Customer/Address@Address 3	The length here is defined as the length of a single byte string. If multibyte characters are used, the max length should be 240/4 = 60.
	AddressCity	CI_CNCT	VARCHAR R(120)	CustomerImport/Customer/Address@City	The length here is defined as the length of a single byte string. If multibyte characters are used, the max length should be 120/4 = 30.
	AddressState	ST_CNCT	VARCHAR R(30)	CustomerImport/Customer/Address@State	NA
	AddressPostalCode	PC_CNCT	VARCHAR R(30)	CustomerImport/Customer/Address@PostalCode	NA
	AddressTerritory	TE_CNCT	VARCHAR R(120)	CustomerImport/Customer/Address@Territory	NA
	AddressCountry	CO_CNCT	VARCHAR R(30)	CustomerImport/Customer/Address@Country	NA
Telephone PA_PHN	PhoneID	ID_PHN	INTEGER	CustomerImport/Customer/Telephone@Type	<ul style="list-style-type: none"> ■ Unspecified=-1 ■ Home=0 ■ Work=1 ■ Mobile=2 ■ Fax=3 ■ Pager=4 ■ Other=5
	PartyID	ID_PRTY	INTEGER	NA	PartyID generated above.
	PhoneType	TY_PHN	VARCHAR R(30)	CustomerImport/Customer/Telephone@Type	<ul style="list-style-type: none"> ■ Unspecified=-1 ■ Home=0 ■ Work=1 ■ Mobile=2 ■ Fax=3 ■ Pager=4 ■ Other=5
	ContactArea TelephoneCode	TA_PHN	VARCHAR R(30)	NA	No mapping available.
	ContactLocal TelephoneNumber	TL_CNCT	VARCHAR R(30)	CustomerImport/Customer/Telephone@Number	NA
	ContactExtension	EXT_CNCT	VARCHAR R(30)	CustomerImport/Customer/Telephone@Ext	NA

Table C-2 (Cont.) Customer Import XSD Element Mapping Table

Log/Physical table	Target	Physical Column Name	Data Type	XSD Element/Attribute Path	Notes
EmailAddresses LO_EML_ADS	PartyID	ID_PRTY	INTEGER	NA	PartyID generated above.
	EmailAddressesType	TY_EM_ADS	INTEGER	CustomerImport/Customer/Email@Type	<ul style="list-style-type: none"> ■ Unspecified=-1 ■ Home=0 ■ Work=1 ■ Other=2
	EmailAddresses	EM_ADS	VARCHAR(64)	CustomerImport/Customer/Email@Address	NA
CustomerAffiliation CO_CTAF	CustomerID	ID_CT	VARCHAR(14)	CustomerImport/Customer@ID	NA
	CustomerGroupID	ID_GP_ID	INTEGER	CustomerImport/Customer/CustomerGroupID	NA
	IdentityVerifyRequiredFlag	FL_IDN_CTAF_VR_RQ	CHAR(1)	CustomerImport/Customer/CustomerGroupID@IdentityVerificationRequired	NA
CustomerGroup PA_GP_CT	CustomerGroupID	ID_GP_ID	INTEGER	CustomerImport/CustomerGroup@ID	Maximum field size for INTEGER is typically NUMBER(10) to support Java INT datatype in application.
	CustomerGroupName	NM_GP	VARCHAR(120)	CustomerImport/CustomerGroup/Name	Populate if no locale specified.
	CustomerGroupDescription	DE_GP_CT	VARCHAR(250)	CustomerImport/CustomerGroup/DescriptionString250	Populate if no locale specified.
CustomerGroup18N PA_GP_CT_18	CustomerGroupID	ID_GP_ID	INTEGER	CustomerImport/CustomerGroup@IDInt	NA
	Locale	LCL	VARCHAR(10)	CustomerImport/CustomerGroup/Name or Description@Language CustomerImport/CustomerGroup/Name or Description@Country	NA
	CustomerGroupName	NM_GP	VARCHAR(120)	CustomerImport/CustomerGroup/Name	The length here is defined as the length of a single byte string. If multibyte characters are used, the max length should be $120/4 = 30$.
	CustomerGroupDescription	DE_GP_CT	VARCHAR(250)	CustomerImport/CustomerGroup/Description	The length here is defined as the length of a single byte string. If multibyte characters are used, the max length should be $250/4 = 60$.

Table C-2 (Cont.) Customer Import XSD Element Mapping Table

Log/Physical table	Target	Physical Column Name	Data Type	XSD Element/Attribute Path	Notes
PricingGroup CO_PRCGP	PricingGroup pID	ID_ PRCGP	INTEGER	CustomerImport/PricingGroup@ID	This ID is sent from Oracle Retail Merchandising System. Maximum field size for INTEGER is typically NUMBER(10) to support Java INT datatype in application.
	Name	NM_ PRCGP	VARCHAR R(120)	CustomerImport/PricingGroup/LocalizedName@Name	NA
	Description	DE_ PRCGRP	VARCHAR R(250)	CustomerImport/PricingGroup/LocalizedName@Description	NA
PricingGroup 18 CO_PRCGP_ 18	PricingGroup pID	ID_ PRCGP	INTEGER	CustomerImport/PricingGroup@ID	NA
	Locale	LCL	VARCHAR R(10)	"CustomerImport/PricingGroup/LocalizedName@Language CustomerImport/PricingGroup/LocalizedName@Country	NA
	Name	NM_ PRCGP	VARCHAR R(120)	CustomerImport/PricingGroup/LocalizedName@Name	The length here is defined as the length of a single byte string. If multibyte characters are used, the max length should be 120/4 = 30.
	Description	DE_ PRCGRP	VARCHAR R(250)	CustomerImport/PricingGroup/LocalizedName@Description	The length here is defined as the length of a single byte string. If multibyte characters are used, the max length should be 250/4 = 60.

Example C-3 CustomerImport.xsd

```

<?xml version="1.0" encoding="UTF-8"?>
<xs:schema elementFormDefault="qualified"
xmlns:xs="http://www.w3.org/2001/XMLSchema">
  <xs:annotation>
    <xs:documentation> Customer Import Schema. Copyright 2008 Oracle. All rights
    reserved. Use this schema in conjunction with a Oracle Store Systems Data
    Dictionary and the relations between the element and attribute names should be
    apparent. </xs:documentation>
  </xs:annotation>
  <xs:include schemaLocation="../CommonImport.xsd"/>
  <xs:element type="CustomerImport_type" name="CustomerImport">
    <xs:annotation>
      <xs:documentation> Top-level element holding a collection of Customer
      elements. </xs:documentation>
    </xs:annotation>
  </xs:element>
  <xs:complexType name="CustomerImport_type">
    <xs:sequence>
      <xs:element type="CustomerGroup_type" name="CustomerGroup"
      maxOccurs="unbounded" minOccurs="0"/>
    </xs:sequence>
  </xs:complexType>

```

```

        <xs:element type="PricingGroup_type" name="PricingGroup"
            maxOccurs="unbounded" minOccurs="0"/>
        <xs:element type="Customer_type" name="Customer"
            maxOccurs="unbounded" minOccurs="0"/>
        <xs:element type="BusinessCustomer_type" name="BusinessCustomer"
            maxOccurs="unbounded" minOccurs="0"/>
    </xs:sequence>
    <xs:attribute type="FillType_type" name="FillType" use="required"/>
    <xs:attribute type="xs:dateTime" name="CreationDate"/>
    <xs:attribute type="xs:dateTime" name="ExpirationDate"/>
    <xs:attribute type="xs:string" name="Version"/>
    <xs:attribute type="xs:int" name="Priority"/>
    <xs:attribute type="xs:int" name="Batch"/>
</xs:complexType>
-<xs:complexType name="CustomerGroup_type">
    -<xs:annotation>
        <xs:documentation> Represents a group of customers that can be
            marketed to, e.g. seniors, teachers, etc. These groups are
            typically used to trigger transaction-level
            discounts.</xs:documentation>
    </xs:annotation>
    -<xs:sequence>
        <xs:element type="LocalizedNameDescription_type"
            name="LocalizedNameDescription" maxOccurs="unbounded"
            minOccurs="1"/>
    </xs:sequence>
        <xs:attribute type="ChangeType_type" name="ChangeType"
            use="required"/>
        <xs:attribute type="xs:int" name="ID" use="required"/>
    </xs:complexType>
-<xs:complexType name="PricingGroup_type">
-<xs:choice>
    <xs:element type="LocalizedNameDescription_type"
        name="LocalizedName" maxOccurs="unbounded" minOccurs="0"/>
    <xs:element type="NameDescription_type" name="Name" maxOccurs="1"
        minOccurs="1"/>
</xs:choice>
    <xs:attribute type="xs:int" name="ID"/>
    <xs:attribute type="ChangeType_type" name="ChangeType" default="ADD"/>
</xs:complexType>
-<xs:complexType name="Customer_type">
    -<xs:annotation>
        <xs:documentation> Represents a single customer's information.
            Each Address, Telephone and Email should have a different Type
            because the Type becomes part of the primary key for that
            record.</xs:documentation>
    </xs:annotation>
    -<xs:sequence>
        <xs:element type="Address_type" name="Address" maxOccurs="5"
            minOccurs="0"/>
        <xs:element type="Telephone_type" name="Telephone" maxOccurs="7"
            minOccurs="0"/>
        <xs:element type="Email_type" name="Email" maxOccurs="4"
            minOccurs="0"/>
        <xs:element type="CustomerGroupID_type"
            name="CustomerGroupID" maxOccurs="unbounded" minOccurs="0"/>
    </xs:sequence>
        <xs:attribute type="ChangeType_type" name="ChangeType"
            use="required"/>
        <xs:attribute type="ID_type" name="ID" use="required"/>
        <xs:attribute type="xs:string" name="FirstName"/>

```

```

<xs:attribute type="xs:string" name="LastName"/>
<xs:attribute type="xs:string" name="MiddleName"/>
<xs:attribute type="xs:string" name="Salutation"/>
<xs:attribute type="xs:string" name="Suffix"/>
<xs:attribute type="xs:date" name="BirthDate"/>
<xs:attribute type="Gender_type" name="Gender"/>
<xs:attribute type="xs:boolean" name="ContactByMail"/>
<xs:attribute type="xs:boolean" name="ContactByPhone"/>
<xs:attribute type="xs:boolean" name="ContactByEmail"/>
<xs:attribute type="receipt_preference" name="ReceiptPreference"/>
<xs:attribute type="EmployeeID_type" name="EmployeeID"/>
<xs:attribute type="Status_type" name="Status"/>
<xs:attribute type="xs:string"
name="EncryptedHouseAccountNumber"/>
<xs:attribute type="xs:int" name="PricingGroupID"/>
<xs:attribute type="Language_type" name="PreferredLanguage"/>
<xs:attribute type="Country_type" name="PreferredCountry"/>
<xs:attribute type="xs:string" name="EncryptTaxID"/>
</xs:complexType>
-<xs:complexType name="BusinessCustomer_type">
  -<xs:annotation>
    <xs:documentation> Represents a single business's
      information. In this case, setting any person attributes,
      like FirstName would be for the company's contact.
    </xs:documentation>
  </xs:annotation>
  -<xs:complexContent>
    -<xs:extension base="Customer_type">
      <xs:attribute type="xs:string" name="CompanyName"
        use="required"/>
      <xs:attribute type="xs:string"
        name="TaxExemptionCertificate"/>
      <xs:attribute type="xs:string" name="ExceptionReason"/>
    </xs:extension>
  </xs:complexContent>
</xs:complexType>
-<xs:complexType name="CustomerGroupID_type">
  -<xs:annotation>
    <xs:documentation> Its only necessary to specify a ChangeType
      when updating a customer and deleting the specified customer
      group. </xs:documentation>
  </xs:annotation>
  -<xs:simpleContent>
    -<xs:extension base="xs:int">
      <xs:attribute type="xs:string" name="ChangeType"
        use="optional" default="DEL"/>
      <xs:attribute type="xs:boolean"
        name="IdentityVerificationRequired"/>
    </xs:extension>
  </xs:simpleContent>
</xs:complexType>
-<xs:complexType name="Address_type">
  -<xs:annotation>
    <xs:documentation> Its only necessary to specify a ChangeType
      when updating a customer and deleting the specified address.
    </xs:documentation>
  </xs:annotation>
  <xs:attribute type="xs:string" name="ChangeType" use="optional"
    default="DEL"/>
  <xs:attribute type="AddressType_type" name="Type"

```

```

        use="required" />
        <xs:attribute type="xs:string" name="Address1" use="required" />
        <xs:attribute type="xs:string" name="Address2" use="optional" />
        <xs:attribute type="xs:string" name="Address3" use="optional" />
        <xs:attribute type="xs:string" name="City" use="required" />
        <xs:attribute type="xs:string" name="State" />
        <xs:attribute type="xs:string" name="PostalCode" />
        <xs:attribute type="xs:string" name="Territory" />
        <xs:attribute type="xs:string" name="Country" />
    </xs:complexType>
    <-xs:complexType name="Telephone_type">
        <-xs:annotation>
            <xs:documentation> Its only necessary to specify a ChangeType
                when updating a customer and deleting the specified
                telephone. </xs:documentation>
        </xs:annotation>
        <xs:attribute type="xs:string" name="ChangeType"
            use="optional" default="DEL" />
        <xs:attribute type="TelephoneType_type" name="Type"
            use="required" />
        <xs:attribute type="xs:string" name="Number" use="required" />
        <xs:attribute type="xs:string" name="Ext" />
    </xs:complexType>
    <-xs:complexType name="Email_type">
        <-xs:annotation>
            <xs:documentation> Its only necessary to specify a ChangeType
                when updating a customer and deleting the specified email.
        </xs:documentation>
        </xs:annotation>
        <xs:attribute type="xs:string" name="ChangeType"
            use="optional" default="DEL" />
        <xs:attribute type="EmailType_type" name="Type"
            use="required" />
        <xs:attribute type="xs:string" name="Address" use="required" />
    </xs:complexType>
    <-xs:simpleType name="Gender_type">
        <-xs:restriction base="xs:string">
            <xs:enumeration value="Unspecified" />
            <xs:enumeration value="Female" />
            <xs:enumeration value="Male" />
        </xs:restriction>
    </xs:simpleType>
    <-xs:simpleType name="EmployeeID_type">
        <-xs:restriction base="xs:string">
            <xs:maxLength value="10" />
        </xs:restriction>
    </xs:simpleType>
    <-xs:simpleType name="Status_type">
    <-xs:restriction base="xs:string">
        <xs:enumeration value="Inactive" />
        <xs:enumeration value="Active" />
        <xs:enumeration value="Deleted" />
    </xs:restriction>
</xs:simpleType>
<-xs:simpleType name="AddressType_type">
    <-xs:restriction base="xs:string">
        <xs:enumeration value="Unspecified" />
        <xs:enumeration value="Home" />
        <xs:enumeration value="Work" />
        <xs:enumeration value="Other" />
    </xs:restriction>

```

```

        <xs:enumeration value="Mail" />
    </xs:restriction>
</xs:simpleType>
-<xs:simpleType name="TelephoneType_type">
  -<xs:restriction base="xs:string">
    <xs:enumeration value="Unspecified" />
    <xs:enumeration value="Home" />
    <xs:enumeration value="Work" />
    <xs:enumeration value="Mobile" />
    <xs:enumeration value="Fax" />
    <xs:enumeration value="Pager" />
    <xs:enumeration value="Other" />
  </xs:restriction>
</xs:simpleType>
-<xs:simpleType name="EmailType_type">
  -<xs:restriction base="xs:string">
    <xs:enumeration value="Unspecified" />
    <xs:enumeration value="Home" />
    <xs:enumeration value="Work" />
    <xs:enumeration value="Other" />
  </xs:restriction>
</xs:simpleType>
-<xs:simpleType name="receipt_preference">
  -<xs:restriction base="xs:string">
    <xs:maxLength value="5" />
    <xs:enumeration value="NONE" />
    <xs:enumeration value="PRINT" />
    <xs:enumeration value="EMAIL" />
    <xs:enumeration value="BOTH" />
  </xs:restriction>
</xs:simpleType>
</xs:schema>

```

The following is an example CustomerImport XML file:

Example C-4 CustomerImport.xml

```

<?xml version="1.0" encoding="UTF-8"?>
<CustomerImportExpirationDate="2027-12-17T09:30:47.0Z"
  CreationDate="2001-12-17T09:30:47.0Z" Batch="1" Version="1.0"
  FillType="FullIncremental" Priority="0"
  xsi:noNamespaceSchemaLocation="CustomerImport.xsd" xmlns:xsi="http://www.w3.org/2
001/XMLSchema-instance">
  -<CustomerGroup ChangeType="DEL" ID="0">
    <LocalizedNameDescription Country="US" Language="en" Description="Customer
  Group 0 description" Name="Group0 Name" />
  </CustomerGroup>
  -<CustomerGroup ChangeType="ADD" ID="0">
    <LocalizedNameDescription Country="US" Language="en" Description="Customer
  Group 0 description" Name="Group0 Name" />
  </CustomerGroup>
  -<CustomerGroup ChangeType="ADD" ID="1">
    <LocalizedNameDescription Country="US" Language="en" Description="Customer
  Group 1 description" Name="Group1 Name" />
    <LocalizedNameDescription Country="FR" Language="fr" Description="Ceci est un
  groupe clientèle importé" Name="Grouper le Nom" />
  </CustomerGroup>
  -<CustomerGroup ChangeType="ADD" ID="2">
    <LocalizedNameDescription Country="US" Language="en" Description="Customer
  Group 2 description" Name="Group2 Name" />

```

```

</CustomerGroup>
  -<CustomerGroup ChangeType="UPD" ID="2">
    <LocalizedNameDescription Country="FR" Language="fr" Description="Ceci
      est un groupe clientèle importé" Name="Grouper le Nom"/>
  </CustomerGroup>
<Customer ChangeType="DEL" ID="04241990"/>
<Customer ChangeType="ADD" ID="04241990100000" LastName="Smith"
  FirstName="Joe"/>
-<Customer ChangeType="UPD" ID="04241990100000" LastName="Smith"
  FirstName="Joe" PreferredCountry="US" PreferredLanguage="en"
  ReceiptPreference="EMAIL" EncryptTaxID="MDAxMcPaSJvzs5gP"
  PricingGroupID="2"
  EncryptedHouseAccountNumber="cWD4aIA1E4/LyabIBBlJ6+oMDSGhsdBj+DnzjVvr6Pk="
  Status="Active" EmployeeID="20027" ContactByEmail="true"
  ContactByPhone="true" ContactByMail="true" Gender="Male"
  BirthDate="1970-01-01" Suffix="Jr" Salutation="Mr" MiddleName="P">
  <Address Country="US" PostalCode="7878799" State="TX" City="Round Rock"
    Address2="Apt 12" Address1="1234 River Rd" Type="Home"/>
  <Address Country="US" PostalCode="78756" State="TX" City="Austin"
    Address2="Suite F" Address1="1111 Potomac Ave" Type="Work"/>
  <Telephone Type="Work" Ext="4444" Number="5125551234"/>
  <Telephone Type="Home" Number="5125551235"/>
  <Telephone Type="Mobile" Number="5125551236"/>
  <Email Type="Home" Address="joe.smith@example.com"/>
  <Email Type="Work" Address="joe.smithwork@example.com"/>
  <CustomerGroupID
    IdentityVerificationRequired="true">1</CustomerGroupID>
  <CustomerGroupID
    IdentityVerificationRequired="true">2</CustomerGroupID>
</Customer>
-<BusinessCustomer ChangeType="ADD" ID="04241990100001" ExceptionReason="44"
  TaxExemptionCertificate="MDAxN9kye/U+vHVUVpeeTgl498I=" CompanyName="Acme
  Inc">
  <Address Country="US" PostalCode="78756" State="TX" City="Austin"
    Address2="Suite F" Address1="1234 River Rd" Type="Work"/>
  <Telephone Type="Mobile" Number="7125558989"/>
</BusinessCustomer>
-<BusinessCustomer ChangeType="ADD" ID="04241990100002" LastName="Doe"
  FirstName="Jane" PreferredCountry="FR" PreferredLanguage="fr"
  ReceiptPreference="PRINT" EncryptTaxID="MDAxN9kye/U+vHVUVpeeTgl498I="
  PricingGroupID="2"
  EncryptedHouseAccountNumber="cWD4aIA1E4/LyabIBBlJ6+oMDSGhsdBj+DnzjVvr6Pk="
  Status="Active" ContactByEmail="false" ContactByPhone="true"
  ContactByMail="true" Gender="Female" BirthDate="1971-10-10"
  Salutation="Mrs" MiddleName="X" ExceptionReason="44"
  TaxExemptionCertificate="MDAxN9kye/U+vHVUVpeeTgl498I=" CompanyName="Gizmos
  Inc">
  <Address Country="US" PostalCode="78701" State="TX" City="Austin"
    Address1="101 Congress Ave" Type="Work"/>
  <Telephone Type="Mobile" Number="7125558989"/>
  <Email Type="Work" Address="info@example.com"/>
  <CustomerGroupID IdentityVerificationRequired="true">1</CustomerGroupID>
  <CustomerGroupID
    IdentityVerificationRequired="false">2</CustomerGroupID>
</BusinessCustomer>
</CustomerImport>

```

Employee Import

Table C-3 identifies the XSD elements in the EmployeeImport.xsd file.

Table C-3 Employee Import XSD Element Mapping Table

Log/Physical table	Target	Physical Column Name	Data Type	XSD Element/Attribute Path	Notes
Employee PA_EM	EmployeeID	ID_EM	VARCHAR(10)	Employee/EmployeeID	NA
	PartyID	ID_PRTY	INTEGER	Employee/PartyID	Link to PA_PRTY not required by application.
	EmployeeLoginID	ID_LOGIN	VARCHAR(120)	Employee/EmployeeAccess/EmployeeLoginID	NA
	EmployeeAlternateID	ID_ALT	VARCHAR(120)	Employee/EmployeeAccess/EmployeeAltID	NA
	EmployeeAccessPassword	PW_ACS_EM	VARCHAR(250)	Employee/EmployeeAccess/AccessPassword	NA
	EmployeeName	NM_EM	VARCHAR(250)	Employee/EmployeeFullName	The length here is defined as the length of single byte string. If multibyte characters are used, the max length should be $250/4 = 60$.
	EmployeeLastName	LN_EM	VARCHAR(120)	Employee/EmployeeLastName	The length here is defined as the length of single byte string. If multibyte characters are used, the max length should be $120/4 = 30$.
	EmployeeFirstName	FN_EM	VARCHAR(120)	Employee/EmployeeFirstName	The length here is defined as the length of single byte string. If multibyte characters are used, the max length should be $120/4 = 30$.
	EmployeeMiddleName	MD_EM	VARCHAR(120)	Employee/EmployeeMiddleName	The length here is defined as the length of single byte string. If multibyte characters are used, the max length should be $120/4 = 30$.
	EmployeeRole	ROLE_EM	VARCHAR(120)	Employee/EmployeeRole	NA
	SocialSecurityNumber	UN_NMB_SCL_SCTY	CHAR(9)	Employee/EmployeeSSN	NA
	EmployeeStatusCode	SC_EM	VARCHAR(20)	Employee/StatusCode	NA
	WorkGroupID	ID_GP_WRK	INTEGER	Employee/EmployeeAccess/WorkGroupID	NA
	EmployeeLocale	LCL	VARCHAR(10)	Employee/Locale	NA
NumberOfDaysValidForTempEmployees	NUMB_DYS_VLD	INTEGER	Employee/NumberOfDaysValid	Only applies to temporary employees.	

Table C-3 (Cont.) Employee Import XSD Element Mapping Table

Log/Physical table	Target	Physical Column Name	Data Type	XSD Element/Attribute Path	Notes
	ExpirationTimeForTempEmployees	DC_EXP_TMP	DATE	Employee/TempEmployee/ExpirationDate	Only applies to temporary employees.
	EmployeeType	TYPE_EMP	INTEGER	Employee/EmployeeType	0 means Standard employee. 1 means Temporary employee.
	EmployeeStoreAssignment	ID_STR_RT	VARCHAR(5)	Employee/EmployeeStoreOrHierarchyAssn/EmployeeStoreID	NA
	NewPasswordRequiredFlag	FL_PW_NW_REQ	CHAR(1)	Employee/EmployeeAccess/NewPasswordRequired	NA
	PasswordCreatedDate	TS_CRT_PW	TIMESTAMP	Employee/EmployeeAccess/PasswordCreationDate	If date is not specified, a new date is used.
	NumberOfFailedPasswords	NUMB_FLD_PW	INTEGER	0	No failed passwords inserted as it is calculated by each application.
Employee Password History MA_HST_PW_EM	EmployeeID	ID_EM	VARCHAR(10)	Employee/EmployeeID	NA
	PasswordCreatedDate	TS_CRT_PW	TIMESTAMP	Employee/EmployeeAccess/PasswordHistoryEntry/PasswordCreationDate	If date is not specified, a new date is used.
	EmployeeAccessPassword	PW_ACS_EM	VARCHAR(250)	Employee/EmployeeAccess/PasswordHistoryEntry/AccessPassword	NA
Employee Hierarchy Association EMPLOYEE_HIERARCHY_ASSN	LoginID	ID_LOGIN	VARCHAR(120)	Employee/EmployeeAccess/EmployeeLoginID	NA

Table C-3 (Cont.) Employee Import XSD Element Mapping Table

Log/Physical table	Target	Physical Column Name	Data Type	XSD Element/Attribute Path	Notes
	FunctionID	ID_STRGP_FNC	INTEGER	Employee/EmployeeStoreOrHierarchyAssn/EmployeeHierarchyAssn/StoreGroupFunctionID	NA
	GroupID	ID	VARCHAR(10)	Employee/EmployeeStoreOrHierarchyAssn/EmployeeHierarchyAssn/NoIdeID	NA
	GroupType	TYPE	VARCHAR(10)	Employee/EmployeeStoreOrHierarchyAssn/EmployeeHierarchyAssn/NoIdeType	NA

Example C-5 EmployeeImport.xsd

```

<?xml version="1.0" encoding="UTF-8" ?>
<xs:schema xmlns:xs="http://www.w3.org/2001/XMLSchema"
  elementFormDefault="qualified">

  <xs:annotation><xs:documentation>
    Employee Import Schema. Copyright 2006 Oracle. All rights reserved.
  </xs:documentation></xs:annotation>

  <xs:include schemaLocation="../common.xsd"></xs:include>
  <xs:element name="EmployeeImport" type="EmployeeImport_type">
  <xs:annotation><xs:documentation>
    Top-level element holding a collection of Employee elements.
  </xs:documentation></xs:annotation>
  </xs:element>

  <xs:complexType name="EmployeeImport_type">
  <xs:sequence>
  <xs:element name="Employee" type="Employee_type" minOccurs="1"
    maxOccurs="unbounded" />
  </xs:sequence>
  <xs:attribute name="FillType" type="FillType_type" use="required"/>
  <xs:attribute name="CreationDate" type="xs:dateTime"/>
  <xs:attribute name="ExpirationDate" type="xs:dateTime"/>
  <xs:attribute name="Version" type="xs:string"/>
  <xs:attribute name="Priority" type="xs:int"/>
  <xs:attribute name="Batch" type="xs:int"/>
  </xs:complexType>

  <xs:complexType name="Employee_type">
  <xs:annotation><xs:documentation>
    Represents a single employee's information.
  </xs:documentation></xs:annotation>
  <xs:sequence>
  <xs:element name="ChangeType" type="ChangeType_type" default="ADD" minOccurs="1"
    maxOccurs="1" />
  <xs:element name="EmployeeID" type="EmployeeID_type" minOccurs="1" maxOccurs="1"
    />
  </xs:sequence>

```

```

<xs:element name="EmployeeFirstName" type="xs:string" minOccurs="0" maxOccurs="1"
/>
<xs:element name="EmployeeLastName" type="xs:string" minOccurs="0" maxOccurs="1"
/>
<xs:element name="EmployeeMiddleName" type="xs:string" minOccurs="0" maxOccurs="1"
/>
<xs:element name="EmployeeFullName" type="xs:string" minOccurs="0" maxOccurs="1"
/>
<xs:element name="EmployeeSSN" type="SSN_type" minOccurs="0" maxOccurs="1" />
<xs:element name="EmployeeRole" type="xs:string" minOccurs="0" maxOccurs="1" />
<xs:element name="PartyID" type="xs:int" minOccurs="0" maxOccurs="1" />
<xs:element name="StatusCode" type="StatusCode_type" minOccurs="0" maxOccurs="1"
/>
<xs:element name="Locale" type="ID_type" minOccurs="0" maxOccurs="1" />
<xs:element name="EmployeeAccess" type="EmployeeAccess_type" minOccurs="0"
maxOccurs="1" />
<xs:element name="EmployeeType" type="StatusCode_type">
<xs:annotation><xs:documentation>
0 means 'Standard' employee, 1 means Temporary employee
</xs:documentation></xs:annotation>
</xs:element>
<xs:element name="NumberDaysValid" type="xs:int" minOccurs="0" maxOccurs="1">
<xs:annotation><xs:documentation>
Only applies to temporary employee
</xs:documentation></xs:annotation>
</xs:element>
<xs:element name="TempEmployeeExpirationDate" type="xs:date" minOccurs="0"
maxOccurs="1">
<xs:annotation><xs:documentation>
Only applies to temporary employee
</xs:documentation></xs:annotation>
</xs:element>
<xs:element name="EmployeeStoreOrHierarchyAssn"
type="EmployeeStoreOrHierarchyAssn_type" minOccurs="0" maxOccurs="unbounded" />
</xs:sequence>
</xs:complexType>

<xs:simpleType name="EmployeeID_type">
<xs:restriction base="xs:string">
<xs:maxLength value="10" />
</xs:restriction>
</xs:simpleType>

<xs:simpleType name="SSN_type">
<xs:restriction base="xs:string">
<xs:maxLength value="9" />
</xs:restriction>
</xs:simpleType>

<xs:simpleType name="StatusCode_type">
<xs:restriction base="xs:string">
<xs:enumeration value="0" />
<xs:enumeration value="1" />
</xs:restriction>
</xs:simpleType>

<xs:complexType name="EmployeeAccess_type">
<xs:annotation><xs:documentation>
Holds all information regarding access to the system.
</xs:documentation></xs:annotation>

```

```

<xs:sequence>
  <xs:element name="EmployeeLoginID" type="xs:string" />
  <xs:element name="AccessPassword" type="xs:string" />
  <xs:element name="WorkGroupID" type="xs:int" />
  <xs:element name="EmployeeAltID" type="xs:string" minOccurs="0" maxOccurs="1" />
  <xs:element name="NewPasswordRequired" type="xs:boolean" />
  <xs:element name="PasswordCreationDate" type="xs:dateTime" />
  <xs:element name="PasswordHistory" type="PasswordHistory_type" minOccurs="0"
maxOccurs="1">
</xs:element>
</xs:sequence>
</xs:complexType>

<xs:complexType name="PasswordHistory_type">
<xs:sequence>
<xs:element name="PasswordHistoryEntry" type="PasswordHistoryEntry_type"
minOccurs="1" maxOccurs="unbounded" />
</xs:sequence>
</xs:complexType>

<xs:complexType name="PasswordHistoryEntry_type">
<xs:annotation><xs:documentation>
  Holds a single password history entry.
</xs:documentation></xs:annotation>
<xs:sequence>
<xs:element name="PasswordCreationDate" type="xs:dateTime" />
<xs:element name="AccessPassword" type="xs:string" />
</xs:sequence>
</xs:complexType>

<xs:complexType name="EmployeeStoreOrHierarchyAssn_type">
<xs:annotation><xs:documentation>
  Holds an employee association to a store and/or a hierarchy node. Generally, only
  one of the
  enclosed elements is provided; however, there may be cases where an employee needs
  both a store
  association and a hierarchy association, so a sequence with optional elements is
  used instead of
  a choice.
</xs:documentation></xs:annotation>
<xs:sequence>
<xs:element name="EmployeeStoreID" type="RetailStoreId_type" minOccurs="0"
maxOccurs="1" />
<xs:element name="EmployeeHierarchyAssn" type="EmployeeHierarchyAssn_type"
minOccurs="0" maxOccurs="1" />
</xs:sequence>
</xs:complexType>

<xs:complexType name="EmployeeHierarchyAssn_type">
<xs:sequence>
<xs:element name="NodeID" type="xs:string" minOccurs="1" maxOccurs="1" />
<xs:element name="NodeType" type="xs:string" minOccurs="1" maxOccurs="1" />
<xs:element name="StoreGroupFunctionID" type="xs:int" minOccurs="1" maxOccurs="1"
/>
</xs:sequence>
</xs:complexType>

</xs:schema>

```

The following is an example Employee Import XML file.

Example C-6 EmployeeImport.xml

```

<?xml version="1.0" encoding="UTF-8"?>
<EmployeeImport xmlns:xsi="http://www.w3.org/2001/XMLSchema-instance"
xsi:noNamespaceSchemaLocation="EmployeeImport.xsd"
Priority="0"
FillType="FullIncremental"
Version="1.0"
Batch="1"
CreationDate="2001-12-17T09:30:47.0Z"
ExpirationDate="2027-12-17T09:30:47.0Z">

  <Employee>
    <ChangeType>DEL</ChangeType>
    <EmployeeID>20027</EmployeeID>
  </Employee>

  <Employee>
    <ChangeType>ADD</ChangeType>
    <EmployeeID>20027</EmployeeID>
    <EmployeeFirstName>Guest</EmployeeFirstName>
    <EmployeeLastName>User</EmployeeLastName>
    <EmployeeMiddleName>P</EmployeeMiddleName>
    <EmployeeFullName>Guest User</EmployeeFullName>
    <EmployeeSSN>172372777</EmployeeSSN>
    <EmployeeRole>Administrator</EmployeeRole>
    <PartyID>1</PartyID>
    <StatusCode>1</StatusCode>
    <Locale>en_US</Locale>
    <EmployeeAccess>
      <EmployeeLoginID>pos</EmployeeLoginID>

      <AccessPassword>cWD4aIA1E4/LyabIBBlJ6+oMDSGhsdBj+DnzjVvr6Pk=</AccessPassword>
      <WorkGroupID>3</WorkGroupID>
      <EmployeeAltID>pos</EmployeeAltID>
      <NewPasswordRequired>true</NewPasswordRequired>
      <PasswordCreationDate>2001-12-31T12:00:00</PasswordCreationDate>
      <PasswordHistory>
        <PasswordHistoryEntry>
          <PasswordCreationDate>2001-12-31T12:00:00</PasswordCreationDate>
        </PasswordHistoryEntry>
      </PasswordHistory>
    </EmployeeAccess>
    <EmployeeType>0</EmployeeType>
    <EmployeeStoreOrHierarchyAssn>
      <EmployeeStoreID>04241</EmployeeStoreID>
      <EmployeeHierarchyAssn>
        <NodeID>04241</NodeID>
        <NodeType>store</NodeType>
        <StoreGroupFunctionID>1</StoreGroupFunctionID>
      </EmployeeHierarchyAssn>
    </EmployeeStoreOrHierarchyAssn>
  </Employee>
</EmployeeImport>

```

Item Import

Table C-4 identifies the PreloadData element mapping for the ItemImport.xsd file.

Table C-4 Item Import XSD PreloadData Element Mapping Table

Log/Physical table	Target	Physical Column Name	Data Type	XSD Element/Attribute Path	Notes
ItemColor CO_CLR	ColorCode	ED_CLR	VARCHAR(20)	PreloadData/Color@Code	NA
	ColorNames	NM_CLR	VARCHAR(120)	PreloadData/Color@Names	Contains a short list of names given to this color.
	Description	DE_CLR	VARCHAR(250)	PreloadData/Color@Description	NA
	RecordCreated Timestamp	TS_CRT_RCRD	TIMESTAMP	Now()	NA
	RecordLast Modified Timestamp	TS_MDF_RCRD	TIMESTAMP	Now()	NA
ItemColor18 N CO_CLR_18	ColorCode	ED_CLR	VARCHAR(20)	PreloadData/Color@Code	NA
	Locale	LCL	VARCHAR(10)	No mapping available	System Supported Locales.
	LocalizedColorName	NM_CLR	VARCHAR(120)	PreloadData/Color/LocalizedNameDescription@Name	The length here is defined as the length of single byte string. If multibyte characters are used, the max length should be $120/4 = 30$.
	LocalizedColorDescription	DE_CLR	VARCHAR(250)	PreloadData/Color/LocalizedNameDescription@Description	The length here is defined as the length of single byte string. If multibyte characters are used, the max length should be $250/4 = 60$.
ItemSize CO_SZ	SizeCode	ED_SZ	VARCHAR(10)	PreloadData/Size@Code	NA
	ActualSize Proportion Description	DE_PRPTN_ACT_SZ	VARCHAR(250)	PreloadData/Size@ProportionDesc	NA
	ActualSize Type Description	DE_TYP_ACT_SZ	VARCHAR(250)	PreloadData/Size@TypeDesc	NA
	ActualSize Code	ED_SZ_ACT	VARCHAR(20)	PreloadSize/Size@ActualSizeCode	NA
	TableName	NM_TB_SZ	VARCHAR(120)	PreloadSize/Size@TableName	NA
	TableCode	ED_TB_SZ	VARCHAR(20)	PreloadSize/Size@TableCode	NA
	Table Description	DE_TB_SZ	VARCHAR(250)	PreloadSize/Size@TableDesc	NA
	RecordCreated Timestamp	TS_CRT_RCRD	TIMESTAMP	Now()	NA

Table C-4 (Cont.) Item Import XSD PreloadData Element Mapping Table

Log/Physical table	Target	Physical Column Name	Data Type	XSD Element/Attribute Path	Notes
	RecordLast Modified Timestamp	TS_MDF_RCRD	TIMESTAMP	Now()	NA
ItemSizeI18N CO_SZ_I8	SizeCode	ED_SZ	VARCHAR(10)	PreloadData/Size@Code	NA
	Locale	LCL	VARCHAR(10)	No mapping available	System Supported Locales
	LocalizedActualSizeProportionDescription	DE_PRPTN_ACT_SZ	VARCHAR(250)	PreloadData/Size/LocalizedSizeData@ProportionDesc	The length here is defined as the length of single byte string. If multibyte characters are used, the max length should be $250/4 = 60$.
	LocalizedActualSizeTypeDescription	DE_TYP_ACT_SZ	VARCHAR(250)	PreloadData/Size/LocalizedSizeData@TypeDesc	The length here is defined as the length of single byte string. If multibyte characters are used, the max length should be $250/4 = 60$.
	LocalizedTableName	NM_TB_SZ	VARCHAR(120)	PreloadData/Size/LocalizedSizeData@TableName	The length here is defined as the length of single byte string. If multibyte characters are used, the max length should be $120/4 = 30$.
	LocalizedTableDescription	DE_TB_SZ	VARCHAR(250)	PreloadData/Size/LocalizedSizeData@TableDesc	The length here is defined as the length of single byte string. If multibyte characters are used, the max length should be $250/4 = 60$.
ItemStyle CO_STYL	StyleCode	LU_STYL	VARCHAR(4)	PreloadData/Style@Code	NA
	StyleName	NM_STYL	VARCHAR(120)	PreloadData/Style@Name	Contains a short list of names given to this color.
	Description	DE_STYL	VARCHAR(250)	PreloadData/Style@Description	NA
	RecordCreated Timestamp	TS_CRT_RCRD	TIMESTAMP	Now()	NA
	RecordLast Modified Timestamp	TS_MDF_RCRD	TIMESTAMP	Now()	NA
ItemStyleI18N CO_STYL_I8	StyleCode	LU_STYL	VARCHAR(4)	PreloadData/Style@Code	NA
	Locale	LCL	VARCHAR(10)	No mapping available	System Supported Locales

Table C-4 (Cont.) Item Import XSD PreloadData Element Mapping Table

Log/Physical table	Target	Physical Column Name	Data Type	XSD Element/Attribute Path	Notes
	LocalizedStyle Name	NM_STYL	VARCHAR(120)	PreloadData/Style/LocalizedNameDescription@Name	The length here is defined as the length of single byte string. If multibyte characters are used, the max length should be $120/4 = 30$.
	LocalizedStyle Description	DE_STYL	VARCHAR(250)	PreloadData/Style/LocalizedNameDescription@Description	The length here is defined as the length of single byte string. If multibyte characters are used, the max length should be $250/4 = 60$.
UnitOf Measure CO_UOM	UnitOf MeasureCode	LU_UOM	VARCHAR(2)	PreloadData/UOM@Code	NA
	UnitOf MeasureType Code	TY_UOM	VARCHAR(2)	PreloadData/UOM@TypeCode	NA
	EnglishMetric Flag	FL_UOM_ENG_MC	CHAR(1)	PreloadData/UOM@System	"Metric" = 1
	Name	NM_UOM	VARCHAR(120)	PreloadData/UOM@Name	NA
	Description	DE_UOM	VARCHAR(250)	PreloadData/UOM@Description	NA
	DefaultUnitOf MeasureFlag	FL_DFLT_UOM	CHAR(1)	PreloadData/UOM@IsDefault	NA
	DefaultEntry Code	FL_CD_ENT_DFLT	CHAR(1)	PreloadData/UOM@DefaultEntryCode	NA
	EnabledFlag	FL_CD_ENT_ENAB	CHAR(1)	PreloadData/UOM@Enabled	NA
	ListSortIndex	CD_ENT_SRT	SMALLINT	PreloadData/UOM@SortIndex	NA
UnitOfMeasureI18N CO_UOM_I8	UnitOfMeasureCode	LU_UOM	VARCHAR(2)	PreloadData/UOM@Code	NA
	Locale	LCL	VARCHAR(10)	No mapping available	System Supported Locales
	UnitOfMeasureName	NM_UOM	VARCHAR(120)	PreloadData/UOM/LocalizedNameDescription@Name	The length here is defined as the length of single byte string. If multibyte characters are used, the max length should be $120/4 = 30$.

Table C-4 (Cont.) Item Import XSD PreloadData Element Mapping Table

Log/Physical table	Target	Physical Column Name	Data Type	XSD Element/Attribute Path	Notes
	UnitOfMeasureDescription	DE_UOM	VARCHAR(250)	PreloadData/UOM/LocalizedNameDescription@Description	The length here is defined as the length of single byte string. If multibyte characters are used, the max length should be $250/4 = 60$.
ManufacturerPA_MF	ManufacturerID	ID_MF	VARCHAR(22)	PreloadData/Manufacturer@ID	NA
	Name	NM_MF	VARCHAR(120)	PreloadData/Manufacturer@Name	NA
	PartyID	ID_PRTY	Null value to be stored	NA	NA
	RecordCreatedTimestamp	TS_CRT_RCRD	TIMESTAMP	NA	NA
	RecordLastModifiedTimestamp	TS_MDF_RCRD	TIMESTAMP	NA	NA
ManufacturerI18N PA_MF_I8	ManufacturerID	ID_MF	VARCHAR(22)	PreloadData/Manufacturer@ID	NA
	Locale	LCL	VARCHAR(10)	No mapping available	System Supported Locales
	LocalizedName	NM_MF	VARCHAR(120)	PreloadData/Manufacturer/LocalizedName@Name	The length here is defined as the length of single byte string. If multibyte characters are used, the max length should be $120/4 = 30$.
Merchandise Classification Code LU_CD_STRC_MR	Merchandise Classification Code	ID_STRC_MR_CD	VARCHAR(10)	PreloadData/Merchandise Classification@Code	NA
	Merchandise Classification Code Description	DE_STRC_MR_CD	VARCHAR(250)	PreloadData/Merchandise Classification@Description	NA
	RecordCreatedTimestamp	TS_CRT_RCRD	TIMESTAMP	Now()	NA
	RecordLast Modified Timestamp	TS_MDF_RCRD	TIMESTAMP	Now()	NA
Merchandise Classification Code I18N LU_CD_STRC_MR_I8	Merchandise Classification Code	ID_STRC_MR_CD	VARCHAR(10)	PreloadData/Merchandise Classification@Code	NA

Table C-4 (Cont.) Item Import XSD PreloadData Element Mapping Table

Log/Physical table	Target	Physical Column Name	Data Type	XSD Element/Attribute Path	Notes
	Locale	LCL	VARCHAR(10)	No mapping available	NA
	LocalizedMerchandiseClassificationCodeDescription	DE_UOM	VARCHAR(250)	PreloadData/MerchandiseClassification/LocalizedDescription@Description	The length here is defined as the length of single byte string. If multibyte characters are used, the max length should be 250/4 = 60.
Supplier PA_SPR	Supplier	ID_SPR	VARCHAR(20)	PreloadData/Supplier@ID	NA
	DUNSNumber	DU_SPR	VARCHAR(9)	PreloadData/Supplier@DUNSNumber	NA
	Name	NM_SPR	VARCHAR(120)	PreloadData/Supplier@Name	NA
	SupplierIsManufacturerFlag	FL_MF_SPR_IS	CHAR(1)	PreloadData/Supplier@IsManufacturer	NA
	PartyRoleTypeCode	TY_RO_PRTY	VARCHAR(20)	No Mapping Found	Null value is entered. Column is not used in database.
	PartyID	ID_PRTY	INTEGER	No Mapping Found	Null value is entered. Column is used in database.
SupplierI18N PA_SPR_I8	Supplier	LU_UOM	VARCHAR(20)	PreloadData/Supplier@ID	NA
	Locale	LCL	VARCHAR(10)	No mapping available	System Supported Locales
	LocalizedName	NM_SPR	VARCHAR(120)	PreloadData/Supplier/LocalizedName@Name	The length here is defined as the length of single byte string. If multibyte characters are used, the max length should be 120/4 = 30.
DO_MSG	Message ID	ID_MSG	INTEGER	PreloadData/Message@ID	Maximum field size for INTEGER is typically NUMBER(10) to support Java INT datatype in application.
ItemMessageI18N DO_MSG_I8	Message ID	ID_MSG	INTEGER	PreloadData/Message@ID	NA

Table C-4 (Cont.) Item Import XSD PreloadData Element Mapping Table

Log/Physical table	Target	Physical Column Name	Data Type	XSD Element/Attribute Path	Notes
	Locale	LCL	VARCHAR(10)	PreloadData/Message/MsgText@Language	NA
	MessageDisplayName	NM_MSG_DPLY	VARCHAR(120)	PreloadData/Message/MsgText@Name	The length here is defined as the length of single byte string. If multibyte characters are used, the max length should be 120/4 = 30.
	MessageDisplayText	NA_MSG_DPLY	CLOB	PreloadData/Message/MsgText	NA

Table C-5 identifies the item element mapping for the ItemImport.xsd file.

Table C-5 Item Import XSD Item Element Mapping Table

Log/Physical table	Target	Physical Column Name	Data Type	XSD Element/Attribute Path	Notes
Item AS_ITM	ItemID	ID_ITM	VARCHAR(14)	Item @ID	NA
	ItemProductID	ID_ITM_PDT	VARCHAR(14)	No Mapping	NA
	DiscountFlag	FL_ITM_DSC	CHAR(1)	Item @Discountable	true = 1, false= 0
	Damage DiscountFlag	FL_ITM_DSC_DMG	CHAR(1)	Item @Damage Discountable	true = 1, false= 0
	ItemSize RequiredFlag	FL_ITM_SZ_REQ	CHAR(1)	Item @SizeRequired	true = 1, false= 0
	POS DepartmentID	ID_DPT_POS	VARCHAR(14)	Item @POS DepartmentID	NA
	AuthorizedFor SaleFlag	FL_AZN_FR_SLS	CHAR(1)	Item @Authorized ForSale	true = 1, false= 0
	TaxExempt Code	LU_EXM_TX	VARCHAR(20)	Item @Taxable	true = 1, false= 0
	Description	DE_ITM	VARCHAR(250)	Item/Description	NA
	Abbreviated Description	DE_ITM_SHRT	VARCHAR(120)	Item/ShortName	Based on the default locale. The ShortName specific to the locale is inserted into the column. When application is i81N aware, locale-specific data is inserted into the locale table.
	TypeCode	TY_ITM	VARCHAR(20)	Item @Type	Stock=STCK Service=SRVC Coupon=SCPN

Table C-5 (Cont.) Item Import XSD Item Element Mapping Table

Log/Physical table	Target	Physical Column Name	Data Type	XSD Element/Attribute Path	Notes
	KitSetCode	LU_KT_ST	VARCHAR(20)	Item @KitSetCode	<p>0 (Default Value) means item is not part of a kit.</p> <p>1 means it is a kit and this item is the header of the kit.</p> <p>2 means this item is one of the component of the kit.</p>
	Merchandise StructureID	ID_STRC_MR	INTEGER	Item/Merchandise Hierarchy @StructureID	Notes: Some question as to whether we are actually using this.
	Merchandise Hierarchy LevelCode	LU_HRC_MR_LV	VARCHAR(4)	Item/Merchandise Hierarchy @Level	NA
	Merchandise HierarchyID	ID_MRHRC_GP	VARCHAR(14)	Item/Merchandise Hierarchy	NA
	TaxGroupID	ID_GP_TX	INTEGER	<ul style="list-style-type: none"> ▪ RetailStore Item@VatCode ▪ RetailStore Item@Tax Group ▪ Item@Tax Group 	If the vatcode or the taxgroup attributes are given in the retailstoreitem tag the corresponding value only will be inserted in the ID_GP_TX column. If both of the vatcode and taxgroup attributes are not provided, the Item@taxgroup attribute is considered; otherwise it is ignored.
	Activation RequiredFlag	FL_ACTVN_RQ	CHAR(1)	Item @Activation Required	true = 1 , false= 0
	Registry EligibleFlag	FL_ITM_RGSTRY	CHAR(1)	Item @RegistryEligible	true = 1 , false= 0
	Merchandise Classification Code00	ID_STRC_MR_CD0	VARCHAR(10)	Item @Classification1	NA
	Merchandise Classification Code01	ID_STRC_MR_CD1	VARCHAR(10)	Item @Classification2	NA
	Merchandise Classification Code02	ID_STRC_MR_CD2	VARCHAR(10)	Item @Classification3	NA
	Merchandise Classification Code03	ID_STRC_MR_CD3	VARCHAR(10)	Item @Classification4	NA
	Merchandise Classification Code04	ID_STRC_MR_CD4	VARCHAR(10)	Item @Classification5	NA
	Merchandise Classification Code05	ID_STRC_MR_CD5	VARCHAR(10)	Item @Classification6	NA

Table C-5 (Cont.) Item Import XSD Item Element Mapping Table

Log/Physical table	Target	Physical Column Name	Data Type	XSD Element/Attribute Path	Notes
	Merchandise Classification Code06	ID_STRC_MR_CD6	VARCHAR(10)	Item@Classification7	NA
	Merchandise Classification Code07	ID_STRC_MR_CD7	VARCHAR(10)	Item@Classification8	NA
	Merchandise Classification Code08	ID_STRC_MR_CD8	VARCHAR(10)	Item@Classification9	NA
	Merchandise Classification Code09	ID_STRC_MR_CD9	VARCHAR(10)	Item@Classification10	NA
	PriceAudit Flag	FL_ADT_ITM_PRC	CHAR(1)	No Mapping	Null value to be entered.
	UsageCode	LU_ITM_USG	VARCHAR(20)	No Mapping	Null value to be entered.
	Name	NM_ITM	VARCHAR(120)	No Mapping	Null value to be entered.
	Substitute IdentifiedFlag	FL_ITM_SBST_IDN	CHAR(1)	No Mapping	Default value of 0.
	Order Collection Code	LU_CLN_ORD	VARCHAR(20)	No Mapping	Null value to be entered.
	PriceLineID	ID_LN_PRC	INTEGER	No Mapping	Null value to be entered.
	BrandName	NM_BRN	VARCHAR(120)	No Mapping	Null value to be entered.
	SeasonCode	LU_SN	VARCHAR(20)	No Mapping	Null value to be entered.
	FiscalYear	FY	VARCHAR(4)	No Mapping	Null value to be entered.
	Subseason Code	LU_SBSN	VARCHAR(20)	No Mapping	Null value to be entered.
	RecordCreated Timestamp	TS_CRT_RCRD	TIMESTAMP	Now()	NA
	RecordLast Modified Timestamp	TS_MDF_RCRD	TIMESTAMP	Now()	NA
	ManufacturerID	ID_MF	INTEGER	NA	NA
ItemI18N AS_ITM_I8	ItemID	ID_ITM	VARCHAR(14)	Item@ID	NA
	Locale	LCL	VARCHAR(10)	No mapping available	System SupportedLocale
	Description	DE_ITM	VARCHAR(250)	Item/LocalizedNameDescription@Description	The length here is defined as the length of single byte string. If multibyte characters are used, the max length should be 250/4 = 60.
	ItemName	NM_ITM	VARCHAR(120)	No mapping available	NA

Table C-5 (Cont.) Item Import XSD Item Element Mapping Table

Log/Physical table	Target	Physical Column Name	Data Type	XSD Element/Attribute Path	Notes
	Abbreviated Description	DE_ITM_SHRT	VARCHAR(120)	Item/LocalizedNameDescription@Name	The length here is defined as the length of single byte string. If multibyte characters are used, the max length should be $120/4 = 30$.
	BrandName	NM_BRN	VARCHAR(120)	No mapping available	NA
StockItem AS_ITM_STK	ItemID	ID_ITM	VARCHAR(14)	Item @ID	NA
	StockItemSale UnitOf MeasureCode	LU_UOM_SLS	VARCHAR(20)	Item @UOMCode	Default to UN for units is not specified.
	ColorCode	ED_CLR	VARCHAR(20)	Item @Color	NA
	SizeCode	ED_SZ	VARCHAR(10)	Item @Size	NA
	StyleCode	LU_STYL	VARCHAR(4)	Item @Style	NA
	SupplierID	ID_SPR	VARCHAR(20)	Item/RetailStoreItem/POIdentity @SupplierID	NA
	PackItem WeightCount	QW_ITM_PCK	DECIMAL(9,2)	Item @PackItemWeightCount	NA
	SerializedItem ValidationFlag	FL_VLD_SRZ_ITM	CHAR(1)	Item @SerializedItem	true = 1, false= 0
	RestockingFee Flag	FL_FE_RSTK	CHAR(1)	Item @RestockingFee	true = 1, false= 0
	Record Creation Timestamp	TS_CRT_RCRD	TIMESTAMP	Now()	NA
	RecordLast Modified Timestamp	TS_MDF_RCRD	TIMESTAMP	Now()	NA
	RetailStoreID	ID_STR_RT	VARCHAR(5)	No mapping available	NA
	ShelfItem ConsumerPackage Height	QL_HT_PCKG_CNS	DECIMAL(9,2)	No mapping available	NA
	SerializedItem ModelNumber	NM_NMB_SRZ_ITM_MDL	VARCHAR(40)	No mapping available	NA
	ShelfItem ConsumerPackage Width	QL_UOM_WD_PCKG_CNS	DECIMAL(9,2)	No mapping available	NA
	BulkToSelling UnitWasteTypeCode	TY_WST_BLK_SLS	VARCHAR(20)	No mapping available	NA
	SerializedItem ModelYear	CY_MDL_SRZ_ITM	VARCHAR(4)	No mapping available	NA

Table C-5 (Cont.) Item Import XSD Item Element Mapping Table

Log/Physical table	Target	Physical Column Name	Data Type	XSD Element/Attribute Path	Notes
	ShelfItemsHeldCapacityCount	QU_CPC_HLD	DECIMAL(9,2)	No mapping available	NA
	UnitOfMeasureCode	LU_UOM	VARCHAR(2)	No mapping available	NA
	DisplayUnitTypeCode	TY_UN_DPLY	VARCHAR(20)	No mapping available	NA
	PackItemCubeCount	QU_CB_PCK_ITM	DECIMAL(9,2)	No mapping available	NA
	ShelfItemConsumerPackageDepth	QL_PCKG_CNS	DECIMAL(9,2)	No mapping available	NA
	SerializedItemManufacturerColorDescription	DE_CLR_MF_SRZ_ITM	VARCHAR(250)	No mapping available	NA
	StockItemTypeCode	TY_ITM_STK	VARCHAR(20)	No mapping available	NA
	BulkToSellingUnitWasteFactorPercent	PE_WST_BLK_SLS	DECIMAL(5,2)	No mapping available	NA
	ShelfItemConsumerPackageDimensionUnitOfMeasureCode	LU_UOM_PCKG_CNS_DMN	VARCHAR(20)	No mapping available	NA
	StockItemSaleUnitPrimaryMeasurementSystemCode	LU_SYS_PRMRY_MS	VARCHAR(20)	No mapping available	NA
	SerializedItemManufacturerSizeDescription	DE_SZ_MF_SRZ_ITM	VARCHAR(250)	No mapping available	NA
	PackItemUnitNumberCount	QU_UN_PCK_ITM	DECIMAL(9,2)	No mapping available	NA
	DisplayUnitSetUpDate	DC_UN_DPLY_ST_UP	DATE	No mapping available	NA
	SerializedItemManufacturerWarrantyDescriptionCode	LU_WRTY_MF_SRZ_ITM	VARCHAR(20)	No mapping available	NA
	ShelfItemConsumerPackageWeight	QW_WT_PCKG_CNS	DECIMAL(9,2)	No mapping available	NA
	DisplayUnitTakeDownDate	DC_UN_DPLY_TK_DWN	DATE	No mapping available	NA
	FabricDescription	DE_FBRC	VARCHAR(250)	No mapping available	NA
	DisplayUnitDispositionCode	DP_UN_DPLY	VARCHAR(20)	No mapping available	NA

Table C-5 (Cont.) Item Import XSD Item Element Mapping Table

Log/Physical table	Target	Physical Column Name	Data Type	XSD Element/Attribute Path	Notes
	StockItemSaleWeightOrUnitCountCode	LU_CNT_ SLS_WT_UN	VARCHAR(20)	No mapping available	NA
	SerializedItemStoreWarrantyDescriptionCode	LU_WRTY_ STR_SRZ	VARCHAR(20)	No mapping available	NA
	ShelfItemConsumerPackageWeightUnitOfMeasureCode	LU_UOM_ WT_PCKG_ CNS	VARCHAR(20)	No mapping available	NA
	StockItemCustomerPickupTypeCode	TY_PKP_CT_ STK_ITM	VARCHAR(20)	No mapping available	NA
	ShelfItemConsumerPackageSizeUnitOfMeasureCode	LU_UOM_SZ_ PCKG_CNS	VARCHAR(20)	No mapping available	NA
	SilhouetteDescription	DE_SLH	VARCHAR(250)	No mapping available	NA
	StockItemUnitPriceFactor	FA_PRC_UN_ STK_ITM	DECIMAL(9,2)	No mapping available	NA
	ShelfItemDsdAuthorizedFlag	FL_DSD_AZN	CHAR(1)	No mapping available	NA
	StockItemShelfLifePeriodDayCount	DI_PRD_SH_ LF	DECIMAL(3)	No mapping available	NA
	ShelfItemShelfLifeDayCount	DI_LF_SH	DECIMAL(3)	No mapping available	NA
	ShelfItemBrokerID	ID_BRKR	INTEGER	No mapping available	NA
	StockItemAvailableForSaleDate	DC_AVLB_ FR_SLS	DATE	No mapping available	NA
	ShelfItemStaplePerishableTypeCode	TY_ITM_ STPL_PRSH	VARCHAR(20)	No mapping available	NA
	StockItemEnvironmentTypeCode	TY_ENV_ STK_ITM	VARCHAR(20)	No mapping available	NA
	ShelfItemAisleLocation	NM_LCN_ ASL	VARCHAR(250)	No mapping available	NA
	StockItemSecurityRequiredTypeCode	TY_SCTY_RQ	VARCHAR(20)	No mapping available	NA
	ShelfItemShelfLocation	NM_LCN_SH	VARCHAR(250)	No mapping available	NA
	ShelfItemSideLocation	NM_LCN_SID	VARCHAR(250)	No mapping available	NA

Table C-5 (Cont.) Item Import XSD Item Element Mapping Table

Log/Physical table	Target	Physical Column Name	Data Type	XSD Element/Attribute Path	Notes
	StockItemHazardousMaterialsTypeCode	TY_MTR_HZ_STK_ITM	VARCHAR(20)	No mapping available	NA
	ShelfItemFacingsCount	QU_FCG	DECIMAL(9,2)	No mapping available	NA
	StockItemSellUnitLastReceivedBaseCostAmount	CP_UN_SL_LS_RCV_BS	DECIMAL(7,3)	No mapping available	NA
	StockItemSellUnitLastReceivedNetCostAmount	CP_CST_NT_LS_RCV	DECIMAL(7,3)	No mapping available	NA
	StockItemSellUnitLandedCostAmount	CP_UN_SL_LND	DECIMAL(7,3)	No mapping available	NA
	StockItemSellUnitLastReceivedCostsEstablishedDate	DC_CST_EST_LS_RCV	DATE	No mapping available	NA
	StockItemShrinkFlag	FL_SHRK_SH_ITM	CHAR(1)	No mapping available	NA
	StockItemSwellingFlag	FL_SWL_SH_ITM	CHAR(1)	No mapping available	NA
	ShelfItemUnitPricingRequiredFlag	FL_RQ_UN_PRC	CHAR(1)	No mapping available	NA
	DispositionCodeID	ID_DPSN_CD	INTEGER	No mapping available	NA
	SerializedItemType	TY_SRZ_ITM	VARCHAR(40)	ItemImport/Item@UINTypeString	NA
	SerializedItemLabelID	ID_SRZ_ITM_LB	INTEGER	NA	NA
	SerialNumberCaptureTimeCode	CD_SRZ_CPT_TM	VARCHAR(20)	ItemImport/Item@UINCaptureTime	NA
	ExternalSerialNumberCreateFlag	FL_SRZ_CRT	CHAR(1)	ItemImport/Item@ExternalSystemCreateUIN	true = 1, false= 0
RetailStoreItem AS_ITM_RTL_STR	RetailStoreID	ID_STR_RT	VARCHAR(5)	ItemImport/Item/RetailStoreItem/RetailStoreID	This value can be different from the bundle's metadata, that is, the bundle file name or manifest.mf property.
	ItemID	ID_ITM	VARCHAR(14)	Item @ID	NA

Table C-5 (Cont.) Item Import XSD Item Element Mapping Table

Log/Physical table	Target	Physical Column Name	Data Type	XSD Element/Attribute Path	Notes
	TaxGroupID	ID_GP_TX	INTEGER	Item/RetailStoreItem@TaxGroup Item/RetailStoreItem@VatCode	If VatCode is not provided, then only ID_GP_TX will be filled with the value of the taxgroup attribute. The VatCode will be the VAT Code Name. VatCode will have to be translated from some String (xs:string) to an Integer. The VatCode should match a name specified in RU_TX_GPNM_RU_TX. The ID_GP_TX of the name will be the ID used to insert into AS_ITM_RTL_STR.ID_GP_TAX for the incoming VatCode.
	PermanentSaleUnitRetailPriceAmount	RP_PR_SLS	DECIMAL(8,2)	Item/RetailStoreItem/RegularPrice@PermanentPrice	NA
	CompareAtSaleUnitRetailPriceAmount	RP_PRC_CMPR_AT_SLS	DECIMAL(8,2)	Item/RetailStoreItem/RegularPrice@CompareAtPrice	NA
	SalesAgeRestrictionIdentifier	IDN_SLS_AG_RST	INTEGER	Item/RetailStoreItem@AgeRestrictionID	NA
	LabelTemplateID	ID_TMPLT_LB	VARCHAR(8)	Item/RetailStoreItem@TemplateID	NA
	RecordCreationTimestamp	TS_CRT_RCRD	TIMESTAMP	Now()	NA
	RecordLastModifiedTimestamp	TS_MDF_RCRD	TIMESTAMP	Now()	NA
	UpdateStockOnHandFlag	FL_STK_UPT_ON_HD	CHAR(1)	No mapping available	NA
	SellingStatusCodeEffectiveDate	DC_ITM_SLS	DATE	No mapping available	NA
	SellingStatusCode	SC_ITM_SLS	VARCHAR(2)	No mapping available	NA
	ManufacturerSaleUnitRecommendedRetailPriceEffectiveDate	DC_PRC_MF_REC_RT	DATE	No mapping available	NA
	ManufacturerSaleUnitRecommendedRetailPriceAmount	RP_PRC_MF_REC_RT	DECIMAL(8,2)	No mapping available	NA
	CurrentSaleUnitRetailPriceExpirationDate	DC_PRC_SLS_EP_CRT	DATE	No mapping available	NA

Table C-5 (Cont.) Item Import XSD Item Element Mapping Table

Log/Physical table	Target	Physical Column Name	Data Type	XSD Element/Attribute Path	Notes
	CurrentSaleUnitRetailPriceEffectiveDate	DC_PRC_SLS_EF_CRT	DATE	No mapping available	NA
	CurrentSaleUnitRetailPricePointAllowedFlag	FL_PRC_RT_PNT_ALW	CHAR(1)	No mapping available	NA
	CurrentSaleUnitRetailPriceTypeCode	TY_PRC_RT	VARCHAR(2)	No mapping available	NA
	CurrentSaleUnitRetailPriceAmount	RP_SLS_CRT	DECIMAL(8,2)	No mapping available	NA
	PermanentRetailPriceEffectiveDate	DC_PRC_EF_PRN_RT	DATE	No mapping available	NA
	PermanentRetailPricePermanentMarkdownCount	QU_MKD_PR_PRC_PR	DECIMAL(7,3)	No mapping available	NA
	PermanentSaleUnitRetailPriceOriginalMarkdownFlag	FL_MKD_ORGL_PRC_PR	CHAR(1)	No mapping available	NA
	StatusCode	SC_ITM	VARCHAR(2)	No mapping available	NA
POSIdentity ID_IDN_PS	RetailStoreID	ID_STR_RT	VARCHAR(5)	ItemImport/Item/RetailStoreItem/RetailStoreID	This value can be different from the bundle's metadata, that is, the bundle file name or manifest.mf property.
	POSItemID	ID_ITM_POS	VARCHAR(14)	ItemImport/Item/RetailStoreItem/POSIdentity@POSItemID	NA
	ItemID	ID_ITM	VARCHAR(14)	ItemImport/Item@ID	NA
	ItemDescription	DE_ITM_POS	VARCHAR(250)	No mapping available	NA
	CurrentSaleUnitPOSRetailPriceAmount	RP_SLS_POS_CRT	DECIMAL(8,2)	No mapping available	NA
	FrequentShopperPointsEligibleFlag	FL_PNT_FQ_SHPR_EL	CHAR(1)	No mapping available	NA
	ManufacturerID	ID_MF	INTEGER	ItemImport/Item/RetailStoreItem/POSIdentity@ManufacturerID	NA
	ManufacturerUPC	ID_ITM_MF_UPC	VARCHAR(14)	ItemImport/Item/RetailStoreItem/POSIdentity@UPC	NA

Table C-5 (Cont.) Item Import XSD Item Element Mapping Table

Log/Physical table	Target	Physical Column Name	Data Type	XSD Element/Attribute Path	Notes
	ReturnAgentID	ID_AGNT_RTN	INTEGER	No mapping available	NA
	CustomerAffiliationDiscountAllowedFlag	FL_DSC_AF_DSC_ALW	CHAR(1)	No mapping available	NA
	CouponValueCode	LU_VT_PS_CPN	CHAR(2)	No mapping available	NA
	CouponEndOfOfferDate	DT_END_PS_CPN_OFR	VARCHAR(4)	No mapping available	NA
	MinimumSaleUnitCount	QU_UN_BLK_MNM	DECIMAL(5,2)	ItemImport/Item/RetailStoreItemImport/Item/POSIentity@MinimumSaleUnitCount	NA
	MaximumSaleUnitCount	QU_UN_BLK_MXM	DECIMAL(5,2)	ItemImport/Item/RetailStoreItemImport/Item/POSIentity@MaximumSaleUnitCount	NA
	MarketBasketDiscountAllowedFlag	FL_DSC_MRK_BSK_ALW	CHAR(1)	No mapping available	NA
	CustomerAccountDiscountAllowedFlag	FL_DSC_CT_ACNT_ALW	CHAR(1)	No mapping available	NA
	EmployeeDiscountAllowedFlag	FL_DSC_EM_ALW	CHAR(1)	ItemImport/Item/RetailStoreItem/POSIentity@EmployeeDiscountAllowed	true = 1 false= 0
	AllowCouponMultiplyFlag	FL_CPN_ALW_MULTY	CHAR(1)	ItemImport/Item/RetailStoreItemImport/Item/POSIentity@AllowCouponMultiply	true = 1 false= 0
	AllowFoodStampFlag	FL_FD_STP_ALW	CHAR(1)	No mapping available	NA
	ElectronicCouponFlag	FL_CPN_ELNTC	CHAR(1)	ItemImport/Item/RetailStoreItemImport/Item/POSIentity@ElectronicCoupon	true = 1 false= 0
	CouponRestrictedFlag	FL_CPN_RST	CHAR(1)	ItemImport/Item/RetailStoreItemImport/Item/POSIentity@CouponRestricted	true = 1 false= 0
	PriceEntryRequiredFlag	FL_ENTR_PRC_RQ	CHAR(1)	ItemImport/Item/RetailStoreItem/POSIentity@PriceEntryRequired	true = 1 false= 0

Table C-5 (Cont.) Item Import XSD Item Element Mapping Table

Log/Physical table	Target	Physical Column Name	Data Type	XSD Element/Attribute Path	Notes
	WeightEntryRequiredFlag	FL_QR_ENR_WT	CHAR(1)	No mapping available	NA
	QuantityKeyProhibitFlag	FL_KY_PRH_QTY	CHAR(1)	ItemImport/Item/RetailStoreItem/POSIIdentity@QuantityModifiable	QuantityModifiable will have values Optional , Required and Prohibited . For Optional and Required we have to set a value of 0 which means that Quantity modification is allowed. For Prohibited we set a value of 1 which means that quantity modification is not allowed.
	ProhibitReturnFlag	FL_RTN_PRH	CHAR(1)	ItemImport/Item/RetailStoreItemImport/Item/POSIIdentity@Returnable	true = 1 false= 0
	GiveawayFlag	FL_ITM_GWY	CHAR(1)	No mapping available	NA
	WICFlag	FL_ITM_WIC	CHAR(1)	No mapping available	NA
	VisualVerifyPriceFlag	FL_PRC_VS_VR	CHAR(1)	No mapping available	NA
	ProhibitRepeatKeyFlag	FL_KY_PRH_RPT	CHAR(1)	No mapping available	NA
	SpecialOrderEligibleFlag	FL_SPO_ITM	CHAR(1)	ItemImport/Item/RetailStoreItemImport/Item/POSIIdentity@SpecialOrderEligible	true = 1 false= 0
	FrequentShopperPointsCount	QU_PNT_FQ_SHPR	DECIMAL(9,2)	No mapping available	NA
	ItemTenderRestrictionGroupCode	LU_GP_TND_RST	VARCHAR(20)	No mapping available	NA
	ManufacturerFamilyCode	FC_FMY_MF	VARCHAR(3)	No mapping available	NA
	PriceModifiableFlag	FL_MDFR_RT_PRC	CHAR(1)	ItemImport/Item/RetailStoreItemImport/Item/POSIIdentity@PriceModifiable	true = 1 false= 0
	PromotionID	ID_PRM	INTEGER	No mapping available	NA
	PromotionComponentID	ID_PRM_CMP	INTEGER	No mapping available	NA

Table C-5 (Cont.) Item Import XSD Item Element Mapping Table

Log/Physical table	Target	Physical Column Name	Data Type	XSD Element/Attribute Path	Notes
	PromotionComponentDetailID	ID_PRM_CMP_DTL	INTEGER	No mapping available	NA
	RecordCreationTimestamp	TS_CRT_RCRD	TIMESTAMP	NA	Now()
	RecordLastModifiedTimestamp	TS_MDF_RCRD	TIMESTAMP	NA	Now()
SupplierItemCatalogBaseCostBreak CO_BRK_SPR_ITM_BS	SupplierID	ID_SPR	VARCHAR(20)	Item/RetailStoreItem/POIdentity@SupplierID	Note that SupplierID is required for deleting items.
	SupplierItemID	ID_ITM_SPR	VARCHAR(20)	Item @ID	NA
	SupplierItemCostPerUnitTypeCode	TY_UN_CST	VARCHAR(3)	NA	SLU
	SupplierItemUnitBreakPointCount	QU_PNT_UND_BRK	DECIMAL(9,2)	NA	0
	CostPerUnitAmount	CP_PNT_BRK_BS_CST	DECIMAL(13,4)	Item @ItemCost	NA
	Record Creation Timestamp	TS_CRT_RCRD	TIMESTAMP	NA	Now()
	RecordLast Modified Timestamp	TS_MDF_RCRD	TIMESTAMP	NA	Now()
PermanentPriceChange TR_CHN_PRN_PRC	EventID	ID_EV	INTEGER	NA	NA
	RetailStoreID	ID_STR_RT	VARCHAR(5)	ItemImport/Item/RetailStoreItem/RetailStoreID	This value can be different from the bundle's metadata, that is, the bundle file name or manifest.mf property.
	SaleUnitAmount	MO_CHN_PRN_UN_PRC	DECIMAL(10,4)	Item/RetailStoreItem/RegularPrice	NA
	SaleUnitAmountTypeCode	TY_CHN_PRN_UN_PRC	VARCHAR(20)	NA	NA
	RecordCreated Timestamp	TS_CRT_RCRD	TIMESTAMP	NA	NA
	RecordLastModifiedTimestamp	TS_CRT_RCRD	TIMESTAMP	NA	NA

Table C-5 (Cont.) Item Import XSD Item Element Mapping Table

Log/Physical table	Target	Physical Column Name	Data Type	XSD Element/Attribute Path	Notes
ItemImage AS_ITM_IMG	ItemID	ID_ITM	VARCHAR(14)	Item@ID	NA
	ImageLocation	ITM_IMG_LO C	VARCHAR(200)	Item@ImageLocati on	This location should be a valid URL to retrieve the item information.
	ImageFileName	ITM_DET_ IMG	BLOB	Item@ImageFileNa me	This file name is specified in the XML if an image file is present in the bundle.
ItemMessageA ssociation AS_ITM_ ASCTN_MSG	ItemID	ID_ITM	VARCHAR(14)	Item@ID	NA
	MessageID	ID_MSG	INTEGER	Item/DisplayMess age/ItemMsgAsc n@ID	NA
	UsageTransact ionType	TY_TRN_USG	INTEGER	Item/DisplayMess age/ItemMsgAsc n@TransactionType	Allowable values are "Sale"=21, "Return"=22
	DisplayLocati onType	TY_DPLY_ LOC	INTEGER	Item/DisplayMess age/ItemMsgAsc n@MessageType	Allowable values are "Screen"=1, "Receipt"=2, "Footer"=3, "Rebate"=4.
SerializedItem Label AS_ITM_SRZ_ LB	SerializedItem LabelID	ID_SRZ_ITM_ LB	INTEGER	This ID is generated by the system	NA
	SerializedItem LabelName	NM_SRZ_ ITM_LB	VARCHAR(120)	ItemImport/Item/ UINLabel@Name	NA
SerializedItem LabelI8 AS_ITM_SRZ_ LB_I8	SerializedItem LabelID	ID_SRZ_ITM_ LB	INTEGER	This ID is generated by the system	NA
	Locale	LCL	VARCHAR(10)	ItemImport/Item/ UINLabel/Localize dName@Language	NA
	SerializedItem LabelName	NM_SRZ_ ITM_LB	VARCHAR(120)	ItemImport/Item/ UINLabel/Localize dName@Name	NA
ItemMerchand iseClassificatio nCodeAssociatio n AS_ITM_ STRC_ASC	ItemID	ID_ITM	VARCHAR2(14)	ItemImport/Item@ ID	NA
	ClassificationC ode	ID_STRC_ MR_CD	VARCHAR2(10)	ItemImport/Item/ Classification@ID	NA

The following is an example Item Import XSD file.

Example C-7 ItemImport.xsd

```

<?xml version="1.0" encoding="UTF-8"?>
<xs:schema xmlns:xs="http://www.w3.org/2001/XMLSchema"
elementFormDefault="qualified">
  <xs:annotation><xs:documentation>
    Item Import Schema. Copyright 2007 Oracle Inc. All rights reserved.

    Use this schema in conjunction with a Oracle Store Systems Data Dictionary
    and the relations between the element and attribute names should be
    apparent.
  </xs:documentation> </xs:annotation>

  <xs:include schemaLocation="../CommonImport.xsd"></xs:include>
  <xs:element name="ItemImport">
    <xs:annotation><xs:documentation>
      Top-level element holding a collection of Item records.
    </xs:documentation></xs:annotation>
    <xs:complexType>
      <xs:sequence>
        <xs:element name="PreloadData" type="PreloadData_type"
minOccurs="0" maxOccurs="1"/>
        <xs:element name="Item" type="Item_type" minOccurs="0"
maxOccurs="unbounded"/>
      </xs:sequence>
      <xs:attribute name="FillType" type="FillType_type" use="required"/>
      <xs:attribute name="CreationDate" type="xs:dateTime"/>
      <xs:attribute name="ExpirationDate" type="xs:dateTime"/>
      <xs:attribute name="Version" type="xs:string"/>
      <xs:attribute name="Priority" type="xs:int"/>
      <xs:attribute name="Batch" type="xs:int"/>
    </xs:complexType>
  </xs:element>

  <xs:complexType name="PreloadData_type">
    <xs:sequence>
      <xs:element name="Color" type="Color_type" minOccurs="0"
maxOccurs="unbounded"/>
      <xs:element name="Size" type="Size_type" minOccurs="0"
maxOccurs="unbounded"/>
      <xs:element name="Style" type="Style_type" minOccurs="0"
maxOccurs="unbounded"/>
      <xs:element name="UOM" type="UOM_type" minOccurs="0"
maxOccurs="unbounded"/>
      <xs:element name="Manufacturer" type="Manufacturer_type" minOccurs="0"
maxOccurs="unbounded"/>
      <xs:element name="MerchandiseClassification"
type="MerchandiseClassification_type" minOccurs="0" maxOccurs="unbounded"/>
      <xs:element name="Supplier" type="Supplier_type" minOccurs="0"
maxOccurs="unbounded"/>
      <xs:element name="Message" type="DisplayMessage_type" minOccurs="0"
maxOccurs="unbounded"/>
    </xs:sequence>
  </xs:complexType>

  <xs:complexType name="DisplayMessage_type">
    <xs:annotation>
      <xs:documentation>Multiple Item Level Messages based on the type of
Transaction</xs:documentation>
    </xs:annotation>
  </xs:complexType>
</xs:schema>

```

```

        <xs:element name="MsgText" type="LocalizedMessageDescription_type"
minOccurs="0" maxOccurs="unbounded"/>
    </xs:sequence>
    <xs:attribute name="ID" type="xs:int" use="required"/>
    <xs:attribute name="ChangeType" type="ChangeType_subtype" default="UPS"/>
</xs:complexType>

<xs:complexType name="Color_type">
    <xs:sequence>
        <xs:annotation><xs:documentation>
            A list of names and descriptions in different locale to this
color.
            If attributes Name/Description are defined simultaneously with
            LocalizedNameDescription, they will be ignored.
            The Names and Description attributes are deprecated for 13.1.
        </xs:documentation></xs:annotation>
        <xs:element name="LocalizedNameDescription"
type="LocalizedNameDescription_type" minOccurs="0" maxOccurs="unbounded"/>
    </xs:sequence>
    <xs:attribute name="ChangeType" type="ChangeType_subtype" default="UPS"/>
    <xs:attribute name="Code" type="Code_type" use="required"/>
    <xs:attribute name="Description" type="Description_type"/>
    <xs:attribute name="Names" type="Name_type"/>
</xs:complexType>

<xs:complexType name="Size_type">
    <xs:sequence>
        <xs:annotation><xs:documentation>
            A list of names and descriptions in different locale to this size.
            If attributes TableName, TableDesc, TypeDesc and ProportionDesc
            are defined simultaneously with localizedSizeDescription, they
will be ignored.
            The TableName,TableDesc, TypeDesc and ProportionDesc are
            deprecated for 13.1.
        </xs:documentation></xs:annotation>
        <xs:element name="LocalizedSizeData"
type="LocalizedItemSizeDescription_type" minOccurs="0" maxOccurs="unbounded"/>
    </xs:sequence>
    <xs:attribute name="ChangeType" type="ChangeType_subtype" default="UPS"/>
    <xs:attribute name="Code" use="required">
        <xs:simpleType>
            <xs:restriction base="xs:string">
                <xs:maxLength value="10"/>
            </xs:restriction>
        </xs:simpleType>
    </xs:attribute>
    <xs:attribute name="ProportionDesc" type="Description_type"/>
    <xs:attribute name="TypeDesc" type="Name_type"/>
    <xs:attribute name="ActualSizeCode">
        <xs:simpleType>
            <xs:annotation><xs:documentation>
                This simple code type is restricted to only accepted values
                from 1 to 20 digits long. See NRF Size code documents
            </xs:documentation></xs:annotation>
            <xs:restriction base="Code_type">
                <xs:pattern value="\d+"/></xs:pattern>
            </xs:restriction>
        </xs:simpleType>
    </xs:attribute>
    <xs:attribute name="TableName" type="Name_type"/>

```



```

<xs:attribute name="TableCode">
  <xs:simpleType>
    <xs:annotation><xs:documentation>
      Use zero "0" for in-house size codes. See NRF Size code
      documents for valid size table values.
    </xs:documentation></xs:annotation>
    <xs:restriction base="xs:string">
      <xs:length value="1"></xs:length>
      <xs:pattern value="\d"></xs:pattern>
    </xs:restriction>
  </xs:simpleType>
</xs:attribute>
<xs:attribute name="TableDesc" type="Description_type"/>
</xs:complexType>

<xs:complexType name="Style_type">
  <xs:annotation><xs:documentation>
    A list of names and descriptions in different locale to this style.
    If attributes Name/Description are defined simultaneously with
    LocalizedNameDescription, they will be ignored.
    The TableName,TableDesc, TypeDesc and ProportionDesc are deprecated
    for 13.1.
  </xs:documentation></xs:annotation>
  <xs:sequence>
    <xs:element name="LocalizedNameDescription"
type="LocalizedNameDescription_type" minOccurs="0" maxOccurs="unbounded"/>
  </xs:sequence>
  <xs:attribute name="ChangeType" type="ChangeType_subtype" default="UPS"/>
  <xs:attribute name="Code" use="required">
    <xs:simpleType>
      <xs:restriction base="xs:string">
        <xs:maxLength value="4"/>
      </xs:restriction>
    </xs:simpleType>
  </xs:attribute>
  <xs:attribute name="Name" type="Name_type"/>
  <xs:attribute name="Description" type="Description_type"/>
</xs:complexType>

<xs:complexType name="UOM_type">
  <xs:sequence>
    <xs:annotation><xs:documentation>
      A list of names and descriptions in different locale to this uom.
      If attributes Name/Description are defined simultaneously with
      LocalizedNameDescription, they will be ignored.
      The Names and Description attributes are deprecated for 13.1.
    </xs:documentation></xs:annotation>
    <xs:element name="LocalizedNameDescription"
type="LocalizedNameDescription_type" minOccurs="0" maxOccurs="unbounded"/>
  </xs:sequence>
  <xs:attribute name="ChangeType" type="ChangeType_subtype" default="UPS"/>
  <xs:attribute name="Code" use="required">
    <xs:simpleType>
      <xs:restriction base="xs:string">
        <xs:maxLength value="2"/>
      </xs:restriction>
    </xs:simpleType>
  </xs:attribute>
  <xs:attribute name="TypeCode">
    <xs:simpleType>

```

```

        <xs:restriction base="xs:string">
            <xs:maxLength value="2"/>
        </xs:restriction>
    </xs:simpleType>
</xs:attribute>
<xs:attribute name="System">
    <xs:simpleType>
        <xs:restriction base="xs:string">
            <xs:enumeration value="Standard"/>
            <xs:enumeration value="Metric"/>
            <!-- xs:enumeration value="Imperial"/ -->
        </xs:restriction>
    </xs:simpleType>
</xs:attribute>
<xs:attribute name="Name" type="Name_type"/>
<xs:attribute name="Description" type="Description_type"/>
<xs:attribute name="IsDefault" type="xs:boolean" default="false"/>
<xs:attribute name="DefaultEntryCode" type="xs:boolean" default="false"/>
<xs:attribute name="Enabled" type="xs:boolean" default="true"/>
<xs:attribute name="SortIndex" type="xs:int" use="required"/>
</xs:complexType>

<xs:complexType name="Manufacturer_type">
    <xs:sequence>
        <xs:annotation><xs:documentation>
            A list of localized names defined here. The Description attribute
is not used.
            The Names attribute is deprecated for 13.1.
        </xs:documentation></xs:annotation>
        <xs:element name="LocalizedName" type="LocalizedNameDescription_type"
minOccurs="0" maxOccurs="unbounded"/>
    </xs:sequence>
    <xs:attribute name="ChangeType" type="ChangeType_subtype" default="UPS"/>
    <xs:attribute name="ID" type="Code_type" use="required"/>
    <xs:attribute name="Name" type="Name_type"/>
</xs:complexType>

<xs:complexType name="MerchandiseClassification_type">
    <xs:sequence>
        <xs:annotation><xs:documentation>
            A list of localized descriptions defined here. The Name attribute
is not used.
            The Description attribute is deprecated for 13.1.
        </xs:documentation></xs:annotation>
        <xs:element name="LocalizedDescription"
type="LocalizedNameDescription_type" minOccurs="0" maxOccurs="unbounded"/>
    </xs:sequence>
    <xs:attribute name="ChangeType" type="ChangeType_subtype" default="UPS"/>
    <xs:attribute name="Code" type="Class_type" use="required"/>
    <xs:attribute name="Description" type="Description_type"/>
</xs:complexType>

<xs:complexType name="Supplier_type">
    <xs:sequence>
        <xs:annotation><xs:documentation>
            A list of localized names defined here. The Description attribute
is not used.
            The Name attribute is deprecated for 13.1.
        </xs:documentation></xs:annotation>
        <xs:element name="LocalizedName" type="LocalizedNameDescription_type"

```

```

minOccurs="0" maxOccurs="unbounded"/>
  </xs:sequence>
  <xs:attribute name="ChangeType" type="ChangeType_subtype" default="UPS"/>
  <xs:attribute name="ID" type="Code_type" use="required"/>
  <xs:attribute name="DUNSNumber">
    <xs:simpleType>
      <xs:restriction base="xs:string">
        <xs:maxLength value="9"/>
      </xs:restriction>
    </xs:simpleType>
  </xs:attribute>
  <xs:attribute name="Name" type="Name_type"/>
  <xs:attribute name="IsManufacturer" type="xs:boolean" default="false"/>
</xs:complexType>

<xs:complexType name="UINLabel_type">
  <xs:annotation><xs:documentation>
    A list of Unique Identifier labels.
  </xs:documentation></xs:annotation>
  <xs:sequence>
    <xs:annotation><xs:documentation>
      A list of localized names defined here. The Description attribute
is not used.
      The Name attribute is deprecated for 13.1.
    </xs:documentation></xs:annotation>
    <xs:element name="LocalizedName" type="LocalizedNameDescription_type"
minOccurs="0" maxOccurs="unbounded"/>
  </xs:sequence>
  <xs:attribute name="Name" type="Name_type"/>
</xs:complexType>

<xs:complexType name="Classification_type">
  <xs:annotation><xs:documentation>
    This type holds ClassificationID.This is used to get classification
associated to Item.We can get the itemImport in multiple
batches .
    E.g first we may get import for creating base item.Then we may get
second import to attach classifications to the item. And
we may get third import to delete some classification and add some
more classifications. To handle these scenarios, we must have
ChangeType.
  </xs:documentation></xs:annotation>
  <xs:attribute name="ID" type="Class_type" use="required"></xs:attribute>
  <xs:attribute name="ChangeType" type="ChangeType_subtype" use="optional"
default="UPS"/>
</xs:complexType>

<xs:complexType name="RelatedItemAssociation_type">
  <xs:attribute name="ChangeType" type="ChangeType_subtype" default="UPS"/>
  <xs:attribute name="RelatedItemID" type="ID_type" use="required"/>
  <xs:attribute name="TypeCode" use="required">
    <xs:simpleType>
      <xs:restriction base="xs:string">
        <xs:enumeration value="AUTO"/>
        <xs:enumeration value="UPSELL"/>
        <xs:enumeration value="CROSSSELL"/>
        <xs:enumeration value="SUBSTITUTE"/>
      </xs:restriction>
    </xs:simpleType>
  </xs:attribute>

```

```

    </xs:attribute>

    <xs:attribute name="ReturnAllowed" type="xs:boolean" default="true"/>
    <xs:attribute name="RemoveAllowed" type="xs:boolean" default="true"/>
  </xs:complexType>

  <xs:complexType name="Item_type">
    <xs:annotation><xs:documentation>
      Upper level item information. This element requires a child element
      to specify which store it belongs to. This element can be repeated
      if this item should belong to multiple stores. The
      LocalizedNameDescription
      elements may also be repeated with the intention that each
      specifies a different language or country.
    </xs:documentation></xs:annotation>
    <xs:sequence>
      <xs:annotation><xs:documentation>
        This element holds localized ShortName and LongDescription.
        The ShortName and LongDescription elements are deprecated for 13.1
      </xs:documentation></xs:annotation>
      <xs:element name="ShortName" type="LocalizedName_type" minOccurs="0"
maxOccurs="unbounded" />
      <xs:element name="LongDescription" type="LocalizedDescription_type"
minOccurs="0" maxOccurs="unbounded" />
      <xs:element name="LocalizedNameDescription"
type="LocalizedNameDescription_type" minOccurs="0" maxOccurs="unbounded" />
      <xs:element name="MerchandiseHierarchy" type="MerchandiseHierarchy_
type" minOccurs="0" />
      <xs:element name="RetailStoreItem" type="RetailStoreItem_type"
maxOccurs="unbounded" />
      <xs:element name="DisplayMessage" type="ItemLevelMessages_type"
minOccurs="0" maxOccurs="unbounded" />
      <xs:element name="UINLabel" type="UINLabel_type" minOccurs="0"
maxOccurs="unbounded" />
      <xs:element name="Classification" type="Classification_type"
minOccurs="0" maxOccurs="unbounded" />
      <xs:element name="RelatedItemAssociation"
type="RelatedItemAssociation_type" minOccurs="0" maxOccurs="unbounded" />
    </xs:sequence>
    <xs:attribute name="ChangeType" type="ChangeType_subtype" default="ADD" />
    <xs:attribute name="ID" type="ID_type" use="required" />
    <xs:attribute name="Type">
      <xs:simpleType>
        <xs:restriction base="xs:string">
          <xs:enumeration value="Stock" />
          <xs:enumeration value="Service" />
          <xs:enumeration value="Coupon" />
        </xs:restriction>
      </xs:simpleType>
    </xs:attribute>
    <xs:attribute name="POSDepartmentID" type="Class_type" />
    <xs:attribute name="ItemCost" type="Amount_type" />
    <xs:attribute name="KitSetCode" type="Code_type" default="0" />
    <xs:attribute name="UOMCode" type="Code_type" />
    <xs:attribute name="PackItemWeightCount" type="xs:decimal" />
    <xs:attribute name="Size">
      <xs:simpleType>
        <xs:restriction base="xs:string">
          <xs:maxLength value="10" />
        </xs:restriction>
      </xs:simpleType>
    </xs:attribute>
  </xs:complexType>

```

```

        </xs:simpleType>
    </xs:attribute>
    <xs:attribute name="Color" type="Code_type" />
    <xs:attribute name="Style">
        <xs:simpleType>
            <xs:restriction base="xs:string">
                <xs:maxLength value="4" />
            </xs:restriction>
        </xs:simpleType>
    </xs:attribute>
    <xs:attribute name="TaxGroup" type="xs:int" />
    <xs:attribute name="Taxable" type="xs:boolean" default="true" />
    <xs:attribute name="Discountable" type="xs:boolean" default="true" />
    <xs:attribute name="DamageDiscountable" type="xs:boolean" default="true" />
    <xs:attribute name="RegistryEligible" type="xs:boolean" />
    <xs:attribute name="AuthorizedForSale" type="xs:boolean" />
    <xs:attribute name="RestockingFee" type="xs:boolean" />
    <xs:attribute name="WillCall" type="xs:boolean" />
    <xs:attribute name="SerializedItem" type="xs:boolean" />
    <xs:attribute name="UINType" type="xs:string" />
    <xs:attribute name="UINCaptureTime">
        <xs:simpleType>
            <xs:restriction base="xs:string">
                <xs:maxLength value="20" />
                <xs:enumeration value="Sale" />
                <xs:enumeration value="StoreReceiving" />
            </xs:restriction>
        </xs:simpleType>
    </xs:attribute>
    <xs:attribute name="ExternalSystemCreateUIN" type="xs:boolean"
default="true" />
    <xs:attribute name="SizeRequired" type="xs:boolean" />
    <xs:attribute name="ActivationRequired" type="xs:boolean" />
    <xs:attribute name="ImageFileName" type="xs:string">
        <xs:annotation><xs:documentation>
            A file name specified here is expected to be a JPG or other
            image file existing in the same bundle as the XML file. The
            image will be imported as a blob into the database.
        </xs:documentation></xs:annotation>
    </xs:attribute>
    <xs:attribute name="ImageLocation" type="xs:string">
        <xs:annotation><xs:documentation>
            This locations should be a valid url for use by the application
            in retrieving images.
        </xs:documentation></xs:annotation>
    </xs:attribute>
</xs:complexType>

<xs:complexType name="ItemLevelMessages_type">
    <xs:annotation><xs:documentation>
        Associates Item with a Preloaded Message.
    </xs:documentation></xs:annotation>
    <xs:sequence>
        <xs:element name="ItemMsgAscnc" type="Message_type" minOccurs="0"
maxOccurs="unbounded" />
    </xs:sequence>
</xs:complexType>

<xs:complexType name="Message_type">
    <xs:annotation><xs:documentation>

```

```

        Identifying a particular message and attach it to an item
</xs:documentation></xs:annotation>
<xs:attribute name="ID" type="xs:int" use="required"/>
<xs:attribute name="MessageType" use="required">
  <xs:simpleType>
    <xs:restriction base="xs:string">
      <xs:enumeration value="Screen"/>
      <xs:enumeration value="Receipt"/>
      <xs:enumeration value="Rebate"/>
      <xs:enumeration value="Footer"/>
    </xs:restriction>
  </xs:simpleType>
</xs:attribute>
<xs:attribute name="TransactionType" use="required">
  <xs:simpleType>
    <xs:restriction base="xs:string">
      <xs:enumeration value="Sale"/>
      <xs:enumeration value="Return"/>
    </xs:restriction>
  </xs:simpleType>
</xs:attribute>
</xs:complexType>

<xs:complexType name="RetailStoreItem_type">
  <xs:annotation><xs:documentation>
    Item-location information. This element requires a child element to
    specify a store id. This element can be repeated if this same info
    should belong to multiple stores. The price element may be repeated
    to support foreign currency by specifying differnt currency codes.

    Even though RegularPrice can be defined with different currency code,
    Currently only the price in base currency is supported. If a list of
    REgularPrice elements used, the very last one will be picked up.
  </xs:documentation></xs:annotation>
  <xs:sequence>
    <xs:element name="RetailStoreID" type="RetailStoreId_type"
maxOccurs="unbounded"/>
    <xs:element name="RegularPrice" type="RegularPrice_type" minOccurs="0"
maxOccurs="unbounded"/>
    <xs:element name="POSIdentity" type="POSIdentity_type" minOccurs="0"
maxOccurs="unbounded"/>
  </xs:sequence>
  <xs:attribute name="ChangeType" type="ChangeType_subtype" default="ADD"/>
  <xs:attribute name="TaxGroup" type="xs:int" use="optional"/>
  <xs:attribute name="VatCode" type="Code_type"/>
  <xs:attribute name="AgeRestrictionId" type="xs:int"/>
  <xs:attribute name="TemplateId" default="*DEFAULT">
    <xs:simpleType>
      <xs:restriction base="xs:string">
        <xs:maxLength value="8"/>
      </xs:restriction>
    </xs:simpleType>
  </xs:attribute>
</xs:complexType>

<xs:complexType name="POSIdentity_type">
  <xs:annotation><xs:documentation>
    Multiple POSIdentity elements may be specified when different
    UPCs apply to the same item.
  </xs:documentation></xs:annotation>

```

```

<xs:attribute name="ChangeType" type="ChangeType_subtype" default="ADD"/>
<xs:attribute name="POSItemID" type="ID_type" use="required"/>
<xs:attribute name="UPC" type="ID_type"/>
<xs:attribute name="SupplierID" type="xs:string"/>
<xs:attribute name="ManufacturerID" type="xs:int"/>
<xs:attribute name="QuantityModifiable" default="Optional">
  <xs:simpleType>
    <xs:restriction base="xs:string">
      <xs:enumeration value="Required"/>
      <xs:enumeration value="Prohibited"/>
      <xs:enumeration value="Optional"/>
    </xs:restriction>
  </xs:simpleType>
</xs:attribute>
<xs:attribute name="Returnable" type="xs:boolean"/>
<xs:attribute name="PriceEntryRequired" type="xs:boolean"
default="false"/>
<xs:attribute name="PriceModifiable" type="xs:boolean"/>
<xs:attribute name="AllowCouponMultiply" type="xs:boolean"/>
<xs:attribute name="ElectronicCoupon" type="xs:boolean"/>
<xs:attribute name="CouponRestricted" type="xs:boolean"/>
<xs:attribute name="SpecialOrderEligible" type="xs:boolean"/>
<xs:attribute name="EmployeeDiscountAllowed" type="xs:boolean"
default="true"/>
<xs:attribute name="MinimumSaleUnitCount" type="xs:decimal"
default="1.0"/>
<xs:attribute name="MaximumSaleUnitCount" type="xs:decimal"
default="-1.0"/>
</xs:complexType>

<xs:complexType name="MerchandiseHierarchy_type">
  <xs:annotation><xs:documentation>
    This is the ID of the group in the MerchandiseHierarchy that this
    item belongs to. Usually this is a class or subclass.
  </xs:documentation></xs:annotation>
  <xs:simpleContent>
    <xs:extension base="xs:string">
      <xs:attribute name="StructureID" type="xs:string" default="-1">
        <xs:annotation><xs:documentation>
          Merchandise Structure ID.
        </xs:documentation></xs:annotation>
      </xs:attribute>
      <xs:attribute name="Level" default="UNDF">
        <xs:annotation><xs:documentation>
          Merchandise Hierarchy Level Code.
        </xs:documentation></xs:annotation>
      <xs:simpleType>
        <xs:restriction base="xs:string">
          <xs:maxLength value="4"/>
        </xs:restriction>
      </xs:simpleType>
    </xs:attribute>
  </xs:extension>
</xs:simpleContent>
</xs:complexType>

<xs:complexType name="RegularPrice_type">
  <xs:annotation><xs:documentation>
    The regular price is the initial permanent price for a new item.
    This price will effectively become amount of the first
  </xs:documentation>

```

```

PermanentPriceChange for this item. Do not attempt to change the
regular price afterwards through this element. Instead see
PermanentPriceChange in the PricingImport.xsd. Any effective
promotions or discounts will override, but not replace, the regular
price.
</xs:documentation></xs:annotation>
<xs:simpleContent>
  <xs:extension base="CurrencyAmount_type">
    <xs:attribute name="CompareAtPrice" type="Amount_type"/>
    <xs:attribute name="IncludesTax" type="xs:boolean"
default="false">
      <xs:annotation><xs:documentation>
        Attribute reserved for future use. To be implemented at
        a future date.
      </xs:documentation></xs:annotation>
    </xs:attribute>
  </xs:extension>
</xs:simpleContent>
</xs:complexType>

<xs:simpleType name="Class_type">
  <xs:restriction base="xs:string">
    <xs:maxLength value="10"/>
  </xs:restriction>
</xs:simpleType>

<xs:simpleType name="Code_type">
  <xs:restriction base="xs:string">
    <xs:maxLength value="20"/>
  </xs:restriction>
</xs:simpleType>

<xs:simpleType name="ChangeType_subtype">
  <xs:annotation><xs:documentation>
    The change type is named slightly different from the one in
    CommonImport.xsd to avoid a conflict. It allows for the "UPS" upsert
    change type which will instruct the Data Import to update the
    specified record then insert it if the update failed.
    "UPS" (upsert) and "DEL" (delete) are the only operations supported
    for Preload data when using an Incremental fill type. If "DEL" is
    not specified as ChangeType, Then "UPS" is assumed.
    It is recommended that the "ADD" and "UPD" change types are used for
    "KillAndFill" fill type. "UPD" in this case would only affect
    records previously inserted by "ADD" in the batch.
  </xs:documentation></xs:annotation>
  <xs:restriction base="xs:string">
    <xs:enumeration value="ADD"/>
    <xs:enumeration value="UPD"/>
    <xs:enumeration value="DEL"/>
    <xs:enumeration value="UPS"/>
  </xs:restriction>
</xs:simpleType>

</xs:schema>

```

The following is an example Item Import XML file.

Example C-8 ItemImport.xml

```
<?xml version="1.0" encoding="UTF-8"?>
```



```

<ItemImport
Priority="0"
FillType="FullIncremental"
Version="1.0"
Batch="1"
CreationDate="2001-12-17T09:30:47.0Z"
ExpirationDate="2027-12-17T09:30:47.0Z"
xsi:noNamespaceSchemaLocation="ItemImport.xsd"
xmlns:xsi="http://www.w3.org/2001/XMLSchema-instance">
<PreloadData>
  <Color
    ChangeType="UPS"
    Code="203">
    <LocalizedNameDescription Language="en" Name="Red" Description="Red
Description" />
  </Color>
  <Size
    ChangeType="UPS"
    TableCode="1"
    ActualSizeCode="1001"
    Code="XS">
    <LocalizedSizeData Language="en" TypeDesc="XSTypeDesc"
TableName="Basic" TableDesc="xsmall" ProportionDesc="XSProportionDesc"/>
  </Size>
  <Style
    ChangeType="UPS"
    Code="CLSC">
    <LocalizedNameDescription Language="en" Name="Classic"
Description="Classic"/>
  </Style>
  <UOM
    ChangeType="UPS"
    TypeCode="CD"
    IsDefault="false"
    SortIndex="0"
    System="Metric"
    DefaultEntryCode="false"
    Code="KG"
    Enabled="true">
    <LocalizedNameDescription Language="en" Name="Kilograms"
Description="Kilograms description"/>
  </UOM>
  <MerchandiseClassification
    ChangeType="UPS"
    Code="SPGD">
    <LocalizedDescription Language="en" Description="Sporting Goods"/>
  </MerchandiseClassification>
  <Supplier
    ChangeType="UPS"
    ID="0002"
    IsManufacturer="true"
    DUNSNumber="123456789">
    <LocalizedName Language="en" Name="Gizmos Inc." />
  </Supplier>
</PreloadData>

<Item
ChangeType="ADD"
ID="1234"
Type="Stock"

```

```

        ItemCost="5.12"
        Taxable="true"
        TaxGroup="100"
        POSDepartmentID="1"
        KitSetCode="0"
        Size="null"
        Color="null"
        Style="null"
        ActivationRequired="false"
        RegistryEligible="true"
        SizeRequired="false"
        AuthorizedForSale="true"
        SerializedItem="false"
        UINType="Serial"
        UINCaptureTime="Sale"
        ExternalSystemCreateUIN="true"
        Discountable="true"
        DamageDiscountable="true"
        PackItemWeightCount="1.0"
        RestockingFee="true"
        UOMCode="UN">
        <LocalizedNameDescription Language="en" Country="US" Name="CoolBox"
Description="Like a toolbox but cooler"/>
        <LocalizedNameDescription Language="fr" Country="CA" Name="Boîte
Chouette" Description="Like a Boîte Chouette but cooler"/>
<MerchandiseHierarchy
StructureID="1"
Level="DIV">1234</MerchandiseHierarchy>
<RetailStoreItem
TemplateId="SALTEMPL"
TaxGroup="100"
VatCode="A"
AgeRestrictionId="0">
<RetailStoreID>04241</RetailStoreID>
<RetailStoreID>01291</RetailStoreID>
<RegularPrice
CurrencyCode="EUR"
CompareAtPrice="12.00"
IncludesTax="false">9.99</RegularPrice>
<RegularPrice
CurrencyCode="CAD"
CompareAtPrice="13.00"
IncludesTax="false">109.99</RegularPrice>
<POSIDentity
POSItemID="1234"
UPC="1234000000000"
ManufacturerID="0"
SupplierID="0"
MinimumSaleUnitCount="1"
MaximumSaleUnitCount="-1"
QuantityModifiable="Optional"
PriceEntryRequired="false"
PriceModifiable="true"
SpecialOrderEligible="true"
Returnable="false"
EmployeeDiscountAllowed="true"
AllowCouponMultiply="true"
ElectronicCoupon="true"
CouponRestricted="false"/>
</RetailStoreItem>

```

```

<UINLabel Name="SERIAL NUMBER">
  <LocalizedName Country="US" Language="en" Name="In en SERIAL NUMBER"/>
</UINLabel>
  <Classification ID="SPGD" ChangeType="ADD"/>
<Classification ID="BDGM" ChangeType="ADD"/>
<Classification ID="SOCA" ChangeType="ADD"/>
</Item>
</ItemImport>

```

Merchandise Hierarchy Import

Table C-6 identifies the PreloadData element mapping for the MerchandiseHierarchyImport.xsd file.

Table C-6 Merchandise Hierarchy Import XSD PreloadData Element Mapping Table

Log/Physical table	Target	Physical Column Name	Data Type	XSD Element/Attribute Path	Notes
Merchandise HierarchyGroup CO_MRHRC_GP	Merchandise HierarchyGroupID	ID_MRHRC_GP	VARCHAR(14)	PreloadData/MerchandiseGroup/ID	NA
	Merchant	ID_PST	INTEGER	PreloadData/MerchandiseGroup/MerchantID	NA
	Name	NM_MRHRC_GP	VARCHAR(120)	PreloadData/MerchandiseGroup/Name	The length here is defined as the length of single byte string. If multibyte characters are used, the max length should be 120/4 = 30.
	Description	DE_MRHRC_GP	VARCHAR(250)	PreloadData/MerchandiseGroup/Description	The length here is defined as the length of single byte string. If multibyte characters are used, the max length should be 250/4 = 60.
POSDepartment ID_DPT_PS	RecordCreate Timestamp	TS_CRT_RCRD	TIMESTAMP	Now()	NA
	RecordModify Timestamp	TS_MDF_RCRD	TIMESTAMP	Now()	NA
	ParentPOS DepartmentID	ID_DPT_POS_PRNT	VARCHAR(14)	PreloadData/POS Department/ParentPOS DepartmentID	NA
POSDepartment ID_DPT_PS	Name	NM_DPT_POS	VARCHAR(120)	PreloadData/POS Department/POS Department Name @Text	NA

Table C-6 (Cont.) Merchandise Hierarchy Import XSD PreloadData Element Mapping

Log/Physical table	Target	Physical Column Name	Data Type	XSD Element/Attribute Path	Notes
	TaxGroupID	ID_GP_TX	INTEGER	PreloadData/POS Department/DepartmentDefaultTaxGroup	NA
POSDepartment I18N ID_DPT_PS_I8	POSDepartmentID	ID_DPT_POS	VARCHAR(14)	PreloadData/POS Department/POSDepartmentID	NA
	Locale	LCL	VARCHAR(10)	PreloadData/POS Department/POSDepartmentName @LanguageCode PreloadData/POS Department/POSDepartmentName @CountryCode	Concatenate Lower (Language Code)+ "_" +Upper (Country Code)
	POSDepartment Name	NM_DPT_POS	VARCHAR(120)	PreloadData/POS Department/POSDepartmentName @Text	The length here is defined as the length of single byte string. If multibyte characters are used, the max length should be 120/4 = 30.
RetailStorePOS Department LO_DPT_POS_RTL_STR	RetailStoreID	ID_STR_RT	VARCHAR(5)	PreloadData/POS Department/RetailStorePOS Department/RetailStoreID	NA
	POSDepartmentID	ID_DPT_POS	VARCHAR(14)	PreloadData/POS Department/POSDepartmentID	NA
	DefaultEntryCode	FL_CD_ENT_DFLT	CHAR(1)	PreloadData/POS Department/RetailStorePOS Department/DefaultEntryCode	NA
	EnabledFlag	FL_CD_ENT_ENAB	CHAR(1)	PreloadData/POS Department/RetailStorePOS Department/EnabledFlag	NA
	ListSortIndex	CD_ENT_SRT	SMALLINT	PreloadData/POS Department/RetailStorePOS Department/ListSortIndex	NA

Table C-7 identifies the element mapping for the MerchandiseHierarchyImport.xsd file.

Table C-7 Merchandise Hierarchy Import XSD Element Mapping Table

Log/Physical table	Target	Physical Column Name	Data Type	XSD Element/Attribute Path	Notes
Merchandise HierarchyFunction CO_MRHRC_FNC	Merchandise Hierarchy FunctionID	ID_MRHRC_FNC	INTEGER	HierarchyList/Hierarchy@FunctionID	Maximum field size for INTEGER is typically NUMBER(10) to support Java INT datatype in application.
	Name	NM_MRHRC_FNC	VARCHAR(250)	HierarchyList/Hierarchy@Name	NA
	RecordCreate Timestamp	TS_CRT_RCRD	TIMESTAMP	Now()	NA
	RecordModify Timestamp	TS_MDF_RCRD	TIMESTAMP	Now()	NA
Merchandise HierarchyLevel CO_MRHRC_LV	Merchandise Hierarchy FunctionID	ID_MRHRC_FNC	INTEGER	HierarchyList/Hierarchy@FunctionID	NA
	Merchandise Hierarchy LevelCode	ID_MRHRC_LV	INTEGER	HierarchyList/Hierarchy/LevelList/Level@ID	Maximum field size for INTEGER is typically NUMBER(10) to support Java INT datatype in application.
	Parent Merchandise Hierarchy LevelID. Merchandise Hierarchy LevelCode	ID_MRHRC_LV_PRNT	INTEGER	HierarchyList/Hierarchy/LevelList/Level@ParentID	NA
	Name	NM_MRHRC_LV	VARCHAR(120)	HierarchyList/Hierarchy/LevelList/Level@Name	The length here is defined as the length of single byte string. If multibyte characters are used, the max length should be 120/4 = 30.
	RecordCreate Timestamp	TS_CRT_RCRD	TIMESTAMP	Now()	NA
	RecordModify Timestamp	TS_MDF_RCRD	TIMESTAMP	Now()	NA
Merchandise Hierarchy Association ST_ASCTN_MRHRC	Merchandise Hierarchy FunctionID	ID_MRHRC_FNC	INTEGER	HierarchyList/Hierarchy@FunctionID	NA
	Parent Merchandise Hierarchy GroupID	ID_MRHRC_GP_PRNT	VARCHAR(14)	HierarchyList/Hierarchy/NodeList/Node@ParentNodeID	NA

Table C-7 (Cont.) Merchandise Hierarchy Import XSD Element Mapping Table

Log/Physical table	Target	Physical Column Name	Data Type	XSD Element/Attribute Path	Notes
	Child Merchandise Hierarchy GroupID	ID_MRHRC_ GP_CHLD	VARCHAR(14)	HierarchyList/Hierarchy/NodeList/Node@ID	NA
	Parent Merchandise Hierarchy LevelID	ID_MRHRC_ LV	INTEGER	HierarchyList/Hierarchy/NodeList/Node@LevelID	NA
	RecordCreate Timestamp	TS_CRT_ RCRD	TIMESTAMP	Now()	NA
	RecordModify Timestamp	TS_MDF_ RCRD	TIMESTAMP	Now()	NA

The following is an example Merchandise Hierarchy Import XSD file.

Example C-9 MerchandiseHierarchyImport.xsd

```
<?xml version="1.0" encoding="UTF-8"?>
<xs:schema xmlns:xs="http://www.w3.org/2001/XMLSchema">

  <xs:include schemaLocation="../common.xsd"></xs:include>
  <xs:annotation><xs:documentation>
    Merchandise Hierarchy Import Schema. Copyright 2006 Oracle.
    All rights reserved.
  </xs:documentation></xs:annotation>

  <xs:element name="MerchandiseHierarchy">
    <xs:annotation><xs:documentation>
      Top level element containing the hierarchy and the data that must be
      preloaded before the hierarchy.
    </xs:documentation></xs:annotation>
    <xs:complexType>
      <xs:sequence>
        <xs:element name="PreloadData" type="PreloadData_type" minOccurs="0"
          maxOccurs="1">
          <xs:annotation><xs:documentation>
            The data that must be preloaded into the datasource before
            the actual hierarchy is persisted. Consists of departments
            and merchandise groups.
          </xs:documentation></xs:annotation>
        </xs:element>
        <xs:element name="HierarchyList" type="HierarchyList_type" minOccurs="0"
          maxOccurs="unbounded">
          <xs:annotation><xs:documentation>
            The actual merchandise hierarchy data being imported.
            Contains a grouping (list) of hierarchies.
          </xs:documentation></xs:annotation>
        </xs:element>
      </xs:sequence>
      <xs:attribute name="FillType" type="FillType_subtype" use="required"
        fixed="KillAndFill"/>
      <xs:attribute name="CreationDate" type="xs:dateTime"/>
      <xs:attribute name="ExpirationDate" type="xs:dateTime"/>
    </xs:complexType>
  </xs:element>
</xs:schema>
```

```

<xs:attribute name="Version" type="xs:string"/>
<xs:attribute name="Priority" type="xs:int"/>
<xs:attribute name="Batch" type="xs:int"/>
</xs:complexType>
</xs:element>

<xs:complexType name="PreloadData_type">
<xs:sequence>
<xs:element name="POSDepartment" type="POSDepartment_type" minOccurs="0"
maxOccurs="unbounded" />
<xs:element name="MerchandiseGroup" type="MerchandiseGroup_type" minOccurs="0"
maxOccurs="unbounded" />
</xs:sequence>
</xs:complexType>

<xs:complexType name="MerchandiseGroup_type">
<xs:sequence>
<xs:element name="ChangeType" type="ChangeType_subtype" minOccurs="1"
maxOccurs="1" />
<xs:element name="ID" type="xs:string" minOccurs="1" maxOccurs="1" />
<xs:element name="Name" minOccurs="0" maxOccurs="1">
<xs:simpleType>
<xs:restriction base="xs:string">
<xs:maxLength value="120"></xs:maxLength>
</xs:restriction>
</xs:simpleType>
</xs:element>
<xs:element name="MerchantID" type="xs:int" minOccurs="0" maxOccurs="1" />
<xs:element name="Description" type="xs:string" minOccurs="0" maxOccurs="1" />
<xs:element name="LocalizedNameDescription" type="LocalizedNameDescription_type"
minOccurs="0" maxOccurs="unbounded" />
</xs:sequence>
</xs:complexType>

<xs:complexType name="POSDepartment_type">
<xs:sequence>
<xs:element name="ChangeType" type="ChangeType_subtype" minOccurs="1"
maxOccurs="1" />
<xs:element name="POSDepartmentID" type="xs:string" minOccurs="1" maxOccurs="1" />
<xs:element name="ParentPOSDepartmentID" type="xs:string" minOccurs="0"
maxOccurs="1" />
<xs:choice>
<xs:annotation><xs:documentation>
POSDepartmentName is deprecated as 13.1
</xs:documentation></xs:annotation>
<xs:element name="POSDepartmentName" type="LocalizedPOSDepartmentName_type"
minOccurs="0" maxOccurs="unbounded" />
<xs:element name="LocalizedName" type="LocalizedNameDescription_type"
minOccurs="0" maxOccurs="unbounded" />
</xs:choice>
<xs:element name="DepartmentDefaultTaxGroup" type="xs:int" minOccurs="1"
maxOccurs="1" />
<xs:element name="RetailStorePOSDepartment" type="RetailStorePOSDepartment_type"
minOccurs="0" maxOccurs="unbounded" />
</xs:sequence>
</xs:complexType>

<xs:complexType name="LocalizedPOSDepartmentName_type">
<xs:attribute name="Text" type="Name_type" />
<xs:attribute name="LanguageCode" type="Language_type"/>

```

```

        <xs:attribute name="CountryCode" type="Country_type" />
    </xs:complexType>

    <xs:complexType name="RetailStorePOSDepartment_type">
    <xs:sequence>
    <xs:element name="ChangeType" type="ChangeType_subtype" minOccurs="1"
    maxOccurs="1" />
    <xs:element name="RetailStoreId" type="RetailStoreId_type" minOccurs="1"
    maxOccurs="1" />
    <xs:element name="DefaultEntryCode" type="xs:string" minOccurs="1" maxOccurs="1"
    />
    <xs:element name="EnabledFlag" type="xs:boolean" minOccurs="1" maxOccurs="1" />
    <xs:element name="ListSortIndex" type="xs:int" minOccurs="1" maxOccurs="1" />
    </xs:sequence>
    </xs:complexType>

    <xs:complexType name="HierarchyList_type">
    <xs:sequence>
    <xs:element name="Hierarchy" type="Hierarchy_type" minOccurs="0"
    maxOccurs="unbounded" />
    </xs:sequence>
    </xs:complexType>

    <xs:complexType name="Hierarchy_type">
    <xs:sequence>
    <xs:element name="LevelList" type="LevelList_type" minOccurs="0" maxOccurs="1" />
    <xs:element name="NodeList" type="NodeList_type" minOccurs="0" maxOccurs="1" />
    </xs:sequence>
    <xs:attribute name="FunctionID" type="xs:int" use="required" />
    <xs:attribute name="Name" type="xs:string" />
    </xs:complexType>

    <xs:complexType name="LevelList_type">
    <xs:sequence>
    <xs:element name="Level" type="Level_type" minOccurs="0" maxOccurs="unbounded" />
    </xs:sequence>
    </xs:complexType>

    <xs:complexType name="NodeList_type">
    <xs:sequence>
    <xs:element name="Node" type="Node_type" minOccurs="0" maxOccurs="unbounded" />
    </xs:sequence>
    </xs:complexType>

    <xs:complexType name="Level_type">
    <xs:sequence>
    <xs:element name="LocalizedName" type="LocalizedNameDescription_type"
    minOccurs="0" maxOccurs="unbounded" />
    </xs:sequence>
    <xs:attribute name="ID" type="xs:int" use="required" />
    <xs:attribute name="Name" type="xs:string" />
    <xs:attribute name="ParentID" type="xs:int">
    <xs:annotation><xs:documentation>
    If the parent id is missing, this is assumed to be the root.
    </xs:documentation></xs:annotation>
    </xs:attribute>
    </xs:complexType>

    <xs:complexType name="Node_type">
    <xs:attribute name="ID" type="xs:string" use="required" />

```



```

<xs:attribute name="Name" type="xs:string" />
<xs:attribute name="LevelID" type="xs:int" use="required" />
<xs:attribute name="ParentNodeID" type="xs:string" />
</xs:complexType>

<xs:simpleType name="ChangeType_subtype">
<xs:restriction base="xs:string">
<xs:enumeration value="ADD" />
</xs:restriction>
</xs:simpleType>

<xs:simpleType name="FillType_subtype">
<xs:restriction base="xs:string">
<xs:enumeration value="KillAndFill"/>
</xs:restriction>
</xs:simpleType>

</xs:schema>

```

The following is an example Merchandise Hierarchy Import XML file.

Example C-10 MerchandiseHierarchyImport.xml

```

<?xml version="1.0" encoding="UTF-8"?>
<MerchandiseHierarchy xmlns:xsi="http://www.w3.org/2001/XMLSchema-instance"
  xsi:noNamespaceSchemaLocation="MerchandiseHierarchyImport.xsd"
  Priority="0"
  FillType="KillAndFill"
  Version="1.0"
  Batch="1"
  CreationDate="2001-12-17T09:30:47.0Z"
  ExpirationDate="2027-12-17T09:30:47.0Z">
  <PreloadData>
    <POSDepartment>
      <ChangeType>ADD</ChangeType>
      <POSDepartmentID>1</POSDepartmentID>
      <ParentPOSDepartmentID>0</ParentPOSDepartmentID>
      <POSDepartmentName Text="Miscellaneous"/>
      <!--This is the old format to define POS department name.-->
      <!--deprecated as 13.1-->
      <POSDepartmentName CountryCode="PR" LanguageCode="es" Text="es_PR
Miscellaneous"/>
      <POSDepartmentName CountryCode="CA" LanguageCode="fr" Text="fr_CA
Miscellaneous"/>
      <DepartmentDefaultTaxGroup>0</DepartmentDefaultTaxGroup>
      <RetailStorePOSDepartment>
        <ChangeType>ADD</ChangeType>
        <RetailStoreId>01291</RetailStoreId>
        <DefaultEntryCode>>false</DefaultEntryCode>
        <EnabledFlag>>true</EnabledFlag>
        <ListSortIndex>0</ListSortIndex>
      </RetailStorePOSDepartment>
      <RetailStorePOSDepartment>
        <ChangeType>ADD</ChangeType>
        <RetailStoreId>04241</RetailStoreId>
        <DefaultEntryCode>>false</DefaultEntryCode>
        <EnabledFlag>>true</EnabledFlag>
        <ListSortIndex>0</ListSortIndex>
      </RetailStorePOSDepartment>
      <RetailStorePOSDepartment>
        <ChangeType>ADD</ChangeType>

```

```

        <RetailStoreId>CORP</RetailStoreId>
        <DefaultEntryCode>>false</DefaultEntryCode>
        <EnabledFlag>>true</EnabledFlag>
        <ListSortIndex>0</ListSortIndex>
    </RetailStorePOSDepartment>
</POSDepartment>
<POSDepartment>
    <ChangeType>ADD</ChangeType>
    <POSDepartmentID>2</POSDepartmentID>
    <ParentPOSDepartmentID>0</ParentPOSDepartmentID>
    <!--This is what we should use to define POS department names as 13.1
-->
    <LocalizedName Country="US" Language="en" Name="Sporting Goods"/>
    <LocalizedName Country="PR" Language="es" Name="es_PR Sporting
Goods"/>
    <LocalizedName Country="CA" Language="fr" Name="fr_CA Sporting
Goods"/>
    <DepartmentDefaultTaxGroup>0</DepartmentDefaultTaxGroup>
    <RetailStorePOSDepartment>
        <ChangeType>ADD</ChangeType>
        <RetailStoreId>01291</RetailStoreId>
        <DefaultEntryCode>>false</DefaultEntryCode>
        <EnabledFlag>>true</EnabledFlag>
        <ListSortIndex>0</ListSortIndex>
    </RetailStorePOSDepartment>
    <RetailStorePOSDepartment>
        <ChangeType>ADD</ChangeType>
        <RetailStoreId>04241</RetailStoreId>
        <DefaultEntryCode>>false</DefaultEntryCode>
        <EnabledFlag>>true</EnabledFlag>
        <ListSortIndex>0</ListSortIndex>
    </RetailStorePOSDepartment>
    <RetailStorePOSDepartment>
        <ChangeType>ADD</ChangeType>
        <RetailStoreId>CORP</RetailStoreId>
        <DefaultEntryCode>>false</DefaultEntryCode>
        <EnabledFlag>>true</EnabledFlag>
        <ListSortIndex>0</ListSortIndex>
    </RetailStorePOSDepartment>
</POSDepartment>
<POSDepartment>
    <ChangeType>ADD</ChangeType>
    <POSDepartmentID>3</POSDepartmentID>
    <ParentPOSDepartmentID>0</ParentPOSDepartmentID>
    <POSDepartmentName CountryCode="US" LanguageCode="en" Text="Garden"/>
    <POSDepartmentName CountryCode="PR" LanguageCode="es" Text="In es_PR
Garden"/>
    <POSDepartmentName CountryCode="CA" LanguageCode="fr" Text="In fr_CA
Garden"/>
    <DepartmentDefaultTaxGroup>0</DepartmentDefaultTaxGroup>
    <RetailStorePOSDepartment>
        <ChangeType>ADD</ChangeType>
        <RetailStoreId>01291</RetailStoreId>
        <DefaultEntryCode>>false</DefaultEntryCode>
        <EnabledFlag>>true</EnabledFlag>
        <ListSortIndex>0</ListSortIndex>
    </RetailStorePOSDepartment>
    <RetailStorePOSDepartment>
        <ChangeType>ADD</ChangeType>
        <RetailStoreId>04241</RetailStoreId>

```

```

        <DefaultEntryCode>>false</DefaultEntryCode>
        <EnabledFlag>>true</EnabledFlag>
        <ListSortIndex>0</ListSortIndex>
    </RetailStorePOSDepartment>
    <RetailStorePOSDepartment>
        <ChangeType>ADD</ChangeType>
        <RetailStoreId>CORP</RetailStoreId>
        <DefaultEntryCode>>false</DefaultEntryCode>
        <EnabledFlag>>true</EnabledFlag>
        <ListSortIndex>0</ListSortIndex>
    </RetailStorePOSDepartment>
</POSDepartment>
<POSDepartment>
    <ChangeType>ADD</ChangeType>
    <POSDepartmentID>4</POSDepartmentID>
    <ParentPOSDepartmentID>0</ParentPOSDepartmentID>
    <POSDepartmentName CountryCode="US" LanguageCode="en" Text="Music" />
    <POSDepartmentName CountryCode="PR" LanguageCode="es" Text="In es_PR
Music" />
    <POSDepartmentName CountryCode="CA" LanguageCode="fr" Text="In fr_CA
Music" />
    <DepartmentDefaultTaxGroup>0</DepartmentDefaultTaxGroup>
    <RetailStorePOSDepartment>
        <ChangeType>ADD</ChangeType>
        <RetailStoreId>01291</RetailStoreId>
        <DefaultEntryCode>>false</DefaultEntryCode>
        <EnabledFlag>>true</EnabledFlag>
        <ListSortIndex>0</ListSortIndex>
    </RetailStorePOSDepartment>
    <RetailStorePOSDepartment>
        <ChangeType>ADD</ChangeType>
        <RetailStoreId>04241</RetailStoreId>
        <DefaultEntryCode>>false</DefaultEntryCode>
        <EnabledFlag>>true</EnabledFlag>
        <ListSortIndex>0</ListSortIndex>
    </RetailStorePOSDepartment>
    <RetailStorePOSDepartment>
        <ChangeType>ADD</ChangeType>
        <RetailStoreId>CORP</RetailStoreId>
        <DefaultEntryCode>>false</DefaultEntryCode>
        <EnabledFlag>>true</EnabledFlag>
        <ListSortIndex>0</ListSortIndex>
    </RetailStorePOSDepartment>
</POSDepartment>
<POSDepartment>
    <ChangeType>ADD</ChangeType>
    <POSDepartmentID>5</POSDepartmentID>
    <ParentPOSDepartmentID>0</ParentPOSDepartmentID>
    <POSDepartmentName CountryCode="US" LanguageCode="en"
Text="Hardware" />
    <POSDepartmentName CountryCode="PR" LanguageCode="es" Text="In es_PR
Hardware" />
    <POSDepartmentName CountryCode="CA" LanguageCode="fr" Text="In fr_CA
Hardware" />
    <DepartmentDefaultTaxGroup>0</DepartmentDefaultTaxGroup>
    <RetailStorePOSDepartment>
        <ChangeType>ADD</ChangeType>
        <RetailStoreId>01291</RetailStoreId>
        <DefaultEntryCode>>false</DefaultEntryCode>
        <EnabledFlag>>true</EnabledFlag>

```

```

        <ListSortIndex>0</ListSortIndex>
    </RetailStorePOSDepartment>
<RetailStorePOSDepartment>
    <ChangeType>ADD</ChangeType>
    <RetailStoreId>04241</RetailStoreId>
    <DefaultEntryCode>>false</DefaultEntryCode>
    <EnabledFlag>>true</EnabledFlag>
    <ListSortIndex>0</ListSortIndex>
</RetailStorePOSDepartment>
<RetailStorePOSDepartment>
    <ChangeType>ADD</ChangeType>
    <RetailStoreId>CORP</RetailStoreId>
    <DefaultEntryCode>>false</DefaultEntryCode>
    <EnabledFlag>>true</EnabledFlag>
    <ListSortIndex>0</ListSortIndex>
</RetailStorePOSDepartment>
</POSDepartment>
<POSDepartment>
    <ChangeType>ADD</ChangeType>
    <POSDepartmentID>6</POSDepartmentID>
    <ParentPOSDepartmentID>0</ParentPOSDepartmentID>
    <POSDepartmentName CountryCode="US" LanguageCode="en" Text="Office" />
    <POSDepartmentName CountryCode="PR" LanguageCode="es" Text="In es_PR
Office" />
    <POSDepartmentName CountryCode="CA" LanguageCode="fr" Text="In fr_CA
Office" />
    <DepartmentDefaultTaxGroup>0</DepartmentDefaultTaxGroup>
<RetailStorePOSDepartment>
    <ChangeType>ADD</ChangeType>
    <RetailStoreId>01291</RetailStoreId>
    <DefaultEntryCode>>false</DefaultEntryCode>
    <EnabledFlag>>true</EnabledFlag>
    <ListSortIndex>0</ListSortIndex>
</RetailStorePOSDepartment>
<RetailStorePOSDepartment>
    <ChangeType>ADD</ChangeType>
    <RetailStoreId>04241</RetailStoreId>
    <DefaultEntryCode>>false</DefaultEntryCode>
    <EnabledFlag>>true</EnabledFlag>
    <ListSortIndex>0</ListSortIndex>
</RetailStorePOSDepartment>
<RetailStorePOSDepartment>
    <ChangeType>ADD</ChangeType>
    <RetailStoreId>CORP</RetailStoreId>
    <DefaultEntryCode>>false</DefaultEntryCode>
    <EnabledFlag>>true</EnabledFlag>
    <ListSortIndex>0</ListSortIndex>
</RetailStorePOSDepartment>
</POSDepartment>
<POSDepartment>
    <ChangeType>ADD</ChangeType>
    <POSDepartmentID>7</POSDepartmentID>
    <ParentPOSDepartmentID>0</ParentPOSDepartmentID>
    <POSDepartmentName CountryCode="US" LanguageCode="en" Text="Toys" />
    <POSDepartmentName CountryCode="PR" LanguageCode="es" Text="In es_PR
Toys" />
    <POSDepartmentName CountryCode="CA" LanguageCode="fr" Text="In fr_CA
Toys" />
    <DepartmentDefaultTaxGroup>0</DepartmentDefaultTaxGroup>
<RetailStorePOSDepartment>

```

```

        <ChangeType>ADD</ChangeType>
        <RetailStoreId>01291</RetailStoreId>
        <DefaultEntryCode>>false</DefaultEntryCode>
        <EnabledFlag>>false</EnabledFlag>
        <ListSortIndex>0</ListSortIndex>
    </RetailStorePOSDepartment>
    <RetailStorePOSDepartment>
        <ChangeType>ADD</ChangeType>
        <RetailStoreId>04241</RetailStoreId>
        <DefaultEntryCode>>false</DefaultEntryCode>
        <EnabledFlag>>false</EnabledFlag>
        <ListSortIndex>0</ListSortIndex>
    </RetailStorePOSDepartment>
    <RetailStorePOSDepartment>
        <ChangeType>ADD</ChangeType>
        <RetailStoreId>CORP</RetailStoreId>
        <DefaultEntryCode>>false</DefaultEntryCode>
        <EnabledFlag>>true</EnabledFlag>
        <ListSortIndex>0</ListSortIndex>
    </RetailStorePOSDepartment>
</POSDepartment>
<POSDepartment>
    <ChangeType>ADD</ChangeType>
    <POSDepartmentID>8</POSDepartmentID>
    <ParentPOSDepartmentID>0</ParentPOSDepartmentID>
    <POSDepartmentName CountryCode="US" LanguageCode="en" Text="Infant" />
    <POSDepartmentName CountryCode="PR" LanguageCode="es" Text="In es_PR
Infant" />
    <POSDepartmentName CountryCode="CA" LanguageCode="fr" Text="In fr_CA
Infant" />
    <DepartmentDefaultTaxGroup>0</DepartmentDefaultTaxGroup>
    <RetailStorePOSDepartment>
        <ChangeType>ADD</ChangeType>
        <RetailStoreId>01291</RetailStoreId>
        <DefaultEntryCode>>false</DefaultEntryCode>
        <EnabledFlag>>false</EnabledFlag>
        <ListSortIndex>0</ListSortIndex>
    </RetailStorePOSDepartment>
    <RetailStorePOSDepartment>
        <ChangeType>ADD</ChangeType>
        <RetailStoreId>04241</RetailStoreId>
        <DefaultEntryCode>>false</DefaultEntryCode>
        <EnabledFlag>>false</EnabledFlag>
        <ListSortIndex>0</ListSortIndex>
    </RetailStorePOSDepartment>
    <RetailStorePOSDepartment>
        <ChangeType>ADD</ChangeType>
        <RetailStoreId>CORP</RetailStoreId>
        <DefaultEntryCode>>false</DefaultEntryCode>
        <EnabledFlag>>true</EnabledFlag>
        <ListSortIndex>0</ListSortIndex>
    </RetailStorePOSDepartment>
</POSDepartment>
<POSDepartment>
    <ChangeType>ADD</ChangeType>
    <POSDepartmentID>9</POSDepartmentID>
    <ParentPOSDepartmentID>0</ParentPOSDepartmentID>
    <POSDepartmentName CountryCode="US" LanguageCode="en" Text="Women
Apparel" />
    <POSDepartmentName CountryCode="PR" LanguageCode="es" Text="es_PR

```

```

Women Apparel "/>
    <POSDepartmentName CountryCode="CA" LanguageCode="fr" Text="fr_CA
Women Apparel "/>
    <DepartmentDefaultTaxGroup>0</DepartmentDefaultTaxGroup>
    <RetailStorePOSDepartment>
        <ChangeType>ADD</ChangeType>
        <RetailStoreId>01291</RetailStoreId>
        <DefaultEntryCode>>false</DefaultEntryCode>
        <EnabledFlag>>false</EnabledFlag>
        <ListSortIndex>0</ListSortIndex>
    </RetailStorePOSDepartment>
    <RetailStorePOSDepartment>
        <ChangeType>ADD</ChangeType>
        <RetailStoreId>04241</RetailStoreId>
        <DefaultEntryCode>>false</DefaultEntryCode>
        <EnabledFlag>>false</EnabledFlag>
        <ListSortIndex>0</ListSortIndex>
    </RetailStorePOSDepartment>
    <RetailStorePOSDepartment>
        <ChangeType>ADD</ChangeType>
        <RetailStoreId>CORP</RetailStoreId>
        <DefaultEntryCode>>false</DefaultEntryCode>
        <EnabledFlag>>true</EnabledFlag>
        <ListSortIndex>0</ListSortIndex>
    </RetailStorePOSDepartment>
</POSDepartment>
<POSDepartment>
    <ChangeType>ADD</ChangeType>
    <POSDepartmentID>10</POSDepartmentID>
    <ParentPOSDepartmentID>0</ParentPOSDepartmentID>
    <POSDepartmentName CountryCode="US" LanguageCode="en"
Text="Electronics" />
    <POSDepartmentName CountryCode="PR" LanguageCode="es" Text="In es_PR
Electronics" />
    <POSDepartmentName CountryCode="CA" LanguageCode="fr" Text="In fr_CA
Electronics" />
    <DepartmentDefaultTaxGroup>0</DepartmentDefaultTaxGroup>
    <RetailStorePOSDepartment>
        <ChangeType>ADD</ChangeType>
        <RetailStoreId>01291</RetailStoreId>
        <DefaultEntryCode>>false</DefaultEntryCode>
        <EnabledFlag>>false</EnabledFlag>
        <ListSortIndex>0</ListSortIndex>
    </RetailStorePOSDepartment>
    <RetailStorePOSDepartment>
        <ChangeType>ADD</ChangeType>
        <RetailStoreId>04241</RetailStoreId>
        <DefaultEntryCode>>false</DefaultEntryCode>
        <EnabledFlag>>false</EnabledFlag>
        <ListSortIndex>0</ListSortIndex>
    </RetailStorePOSDepartment>
    <RetailStorePOSDepartment>
        <ChangeType>ADD</ChangeType>
        <RetailStoreId>CORP</RetailStoreId>
        <DefaultEntryCode>>false</DefaultEntryCode>
        <EnabledFlag>>true</EnabledFlag>
        <ListSortIndex>0</ListSortIndex>
    </RetailStorePOSDepartment>
</POSDepartment>
<POSDepartment>

```

```

    <ChangeType>ADD</ChangeType>
    <POSDepartmentID>11</POSDepartmentID>
    <ParentPOSDepartmentID>0</ParentPOSDepartmentID>
    <POSDepartmentName CountryCode="US" LanguageCode="en" Text="Outdoor"/>
    <POSDepartmentName CountryCode="PR" LanguageCode="es" Text="In es_PR
Outdoor" />
    <POSDepartmentName CountryCode="CA" LanguageCode="fr" Text="In fr_CA
Outdoor" />
    <DepartmentDefaultTaxGroup>0</DepartmentDefaultTaxGroup>
    <RetailStorePOSDepartment>
      <ChangeType>ADD</ChangeType>
      <RetailStoreId>01291</RetailStoreId>
      <DefaultEntryCode>>false</DefaultEntryCode>
      <EnabledFlag>>false</EnabledFlag>
      <ListSortIndex>0</ListSortIndex>
    </RetailStorePOSDepartment>
    <RetailStorePOSDepartment>
      <ChangeType>ADD</ChangeType>
      <RetailStoreId>04241</RetailStoreId>
      <DefaultEntryCode>>false</DefaultEntryCode>
      <EnabledFlag>>false</EnabledFlag>
      <ListSortIndex>0</ListSortIndex>
    </RetailStorePOSDepartment>
    <RetailStorePOSDepartment>
      <ChangeType>ADD</ChangeType>
      <RetailStoreId>CORP</RetailStoreId>
      <DefaultEntryCode>>false</DefaultEntryCode>
      <EnabledFlag>>true</EnabledFlag>
      <ListSortIndex>0</ListSortIndex>
    </RetailStorePOSDepartment>
  </POSDepartment>
<POSDepartment>
  <ChangeType>ADD</ChangeType>
  <POSDepartmentID>1414</POSDepartmentID>
  <ParentPOSDepartmentID>0</ParentPOSDepartmentID>
  <POSDepartmentName CountryCode="US" LanguageCode="en" Text="ReSA Dept
1" />
  <DepartmentDefaultTaxGroup>0</DepartmentDefaultTaxGroup>
  <RetailStorePOSDepartment>
    <ChangeType>ADD</ChangeType>
    <RetailStoreId>04241</RetailStoreId>
    <DefaultEntryCode>>false</DefaultEntryCode>
    <EnabledFlag>>false</EnabledFlag>
    <ListSortIndex>0</ListSortIndex>
  </RetailStorePOSDepartment>
</POSDepartment>
<POSDepartment>
  <ChangeType>ADD</ChangeType>
  <POSDepartmentID>1221</POSDepartmentID>
  <ParentPOSDepartmentID>0</ParentPOSDepartmentID>
  <POSDepartmentName CountryCode="US" LanguageCode="en" Text="ReSA Dept
2" />
  <DepartmentDefaultTaxGroup>0</DepartmentDefaultTaxGroup>
  <RetailStorePOSDepartment>
    <ChangeType>ADD</ChangeType>
    <RetailStoreId>04241</RetailStoreId>
    <DefaultEntryCode>>false</DefaultEntryCode>
    <EnabledFlag>>false</EnabledFlag>
    <ListSortIndex>0</ListSortIndex>
  </RetailStorePOSDepartment>

```

```

    </POSDepartment>
    <POSDepartment>
      <ChangeType>ADD</ChangeType>
      <POSDepartmentID>99</POSDepartmentID>
      <ParentPOSDepartmentID>0</ParentPOSDepartmentID>
      <POSDepartmentName CountryCode="US" LanguageCode="en" Text="Tax Test
Department" />
      <POSDepartmentName CountryCode="PR" LanguageCode="es" Text="es_PR Tax
Test Dept" />
      <POSDepartmentName CountryCode="CA" LanguageCode="fr" Text="fr_CA Tax
Test Dept" />
      <DepartmentDefaultTaxGroup>0</DepartmentDefaultTaxGroup>
      <RetailStorePOSDepartment>
        <ChangeType>ADD</ChangeType>
        <RetailStoreId>04241</RetailStoreId>
        <DefaultEntryCode>>false</DefaultEntryCode>
        <EnabledFlag>>false</EnabledFlag>
        <ListSortIndex>0</ListSortIndex>
      </RetailStorePOSDepartment>
    </POSDepartment>
    <POSDepartment>
      <ChangeType>ADD</ChangeType>
      <POSDepartmentID>8888602</POSDepartmentID>
      <ParentPOSDepartmentID>0</ParentPOSDepartmentID>
      <POSDepartmentName CountryCode="US" LanguageCode="en" Text="VAT Dept
8888640" />
      <POSDepartmentName CountryCode="PR" LanguageCode="es" Text="[es_PR]
VAT Dept" />
      <DepartmentDefaultTaxGroup>8888640</DepartmentDefaultTaxGroup>
      <RetailStorePOSDepartment>
        <ChangeType>ADD</ChangeType>
        <RetailStoreId>01291</RetailStoreId>
        <DefaultEntryCode>>false</DefaultEntryCode>
        <EnabledFlag>>false</EnabledFlag>
        <ListSortIndex>0</ListSortIndex>
      </RetailStorePOSDepartment>
      <RetailStorePOSDepartment>
        <ChangeType>ADD</ChangeType>
        <RetailStoreId>04241</RetailStoreId>
        <DefaultEntryCode>>false</DefaultEntryCode>
        <EnabledFlag>>false</EnabledFlag>
        <ListSortIndex>0</ListSortIndex>
      </RetailStorePOSDepartment>
    </POSDepartment>
    <POSDepartment>
      <ChangeType>ADD</ChangeType>
      <POSDepartmentID>8888603</POSDepartmentID>
      <ParentPOSDepartmentID>0</ParentPOSDepartmentID>
      <POSDepartmentName CountryCode="US" LanguageCode="en" Text="VAT Dept
8888670" />
      <POSDepartmentName CountryCode="PR" LanguageCode="es" Text="[es_PR]
VAT Dept" />
      <DepartmentDefaultTaxGroup>8888670</DepartmentDefaultTaxGroup>
      <RetailStorePOSDepartment>
        <ChangeType>ADD</ChangeType>
        <RetailStoreId>01291</RetailStoreId>
        <DefaultEntryCode>>false</DefaultEntryCode>
        <EnabledFlag>>false</EnabledFlag>
        <ListSortIndex>0</ListSortIndex>
      </RetailStorePOSDepartment>

```



```

    <RetailStorePOSDepartment>
      <ChangeType>ADD</ChangeType>
      <RetailStoreId>04241</RetailStoreId>
      <DefaultEntryCode>>false</DefaultEntryCode>
      <EnabledFlag>>false</EnabledFlag>
      <ListSortIndex>0</ListSortIndex>
    </RetailStorePOSDepartment>
  </POSDepartment>
<POSDepartment>
  <ChangeType>ADD</ChangeType>
  <POSDepartmentID>8888604</POSDepartmentID>
  <ParentPOSDepartmentID>0</ParentPOSDepartmentID>
  <POSDepartmentName CountryCode="US" LanguageCode="en" Text="VAT
Dept " />
  <POSDepartmentName CountryCode="PR" LanguageCode="es" Text=" [es_PR]
VAT Dept " />
  <DepartmentDefaultTaxGroup>8888999</DepartmentDefaultTaxGroup>
  <RetailStorePOSDepartment>
    <ChangeType>ADD</ChangeType>
    <RetailStoreId>01291</RetailStoreId>
    <DefaultEntryCode>>false</DefaultEntryCode>
    <EnabledFlag>>false</EnabledFlag>
    <ListSortIndex>0</ListSortIndex>
  </RetailStorePOSDepartment>
  <RetailStorePOSDepartment>
    <ChangeType>ADD</ChangeType>
    <RetailStoreId>04241</RetailStoreId>
    <DefaultEntryCode>>false</DefaultEntryCode>
    <EnabledFlag>>false</EnabledFlag>
    <ListSortIndex>0</ListSortIndex>
  </RetailStorePOSDepartment>
</POSDepartment>
<MerchandiseGroup>
  <ChangeType>ADD</ChangeType>
  <ID>0</ID>
  <Name>Root</Name>
</MerchandiseGroup>
<MerchandiseGroup>
  <ChangeType>ADD</ChangeType>
  <ID>1</ID>
  <Name>Gardening</Name>
</MerchandiseGroup>
<MerchandiseGroup>
  <ChangeType>ADD</ChangeType>
  <ID>2</ID>
  <Name>Multi-Media</Name>
</MerchandiseGroup>
<MerchandiseGroup>
  <ChangeType>ADD</ChangeType>
  <ID>3</ID>
  <Name>Music</Name>
</MerchandiseGroup>
<MerchandiseGroup>
  <ChangeType>ADD</ChangeType>
  <ID>4</ID>
  <Name>DVD</Name>
</MerchandiseGroup>
<MerchandiseGroup>
  <ChangeType>ADD</ChangeType>
  <ID>5</ID>

```

```
<Name>CD</Name>
</MerchandiseGroup>
<MerchandiseGroup>
  <ChangeType>ADD</ChangeType>
  <ID>6</ID>
  <Name>Movies</Name>
</MerchandiseGroup>
<MerchandiseGroup>
  <ChangeType>ADD</ChangeType>
  <ID>7</ID>
  <Name>DVD</Name>
</MerchandiseGroup>
<MerchandiseGroup>
  <ChangeType>ADD</ChangeType>
  <ID>8</ID>
  <Name>Video</Name>
</MerchandiseGroup>
<MerchandiseGroup>
  <ChangeType>ADD</ChangeType>
  <ID>9</ID>
  <Name>Equipment</Name>
</MerchandiseGroup>
<MerchandiseGroup>
  <ChangeType>ADD</ChangeType>
  <ID>45</ID>
  <Name>Hardware</Name>
</MerchandiseGroup>
<MerchandiseGroup>
  <ChangeType>ADD</ChangeType>
  <ID>11</ID>
  <Name>Building Materials</Name>
</MerchandiseGroup>
<MerchandiseGroup>
  <ChangeType>ADD</ChangeType>
  <ID>12</ID>
  <Name>Tools</Name>
</MerchandiseGroup>
<MerchandiseGroup>
  <ChangeType>ADD</ChangeType>
  <ID>13</ID>
  <Name>Office Supplies</Name>
</MerchandiseGroup>
<MerchandiseGroup>
  <ChangeType>ADD</ChangeType>
  <ID>14</ID>
  <Name>Furniture</Name>
</MerchandiseGroup>
<MerchandiseGroup>
  <ChangeType>ADD</ChangeType>
  <ID>15</ID>
  <Name>Equipment</Name>
</MerchandiseGroup>
<MerchandiseGroup>
  <ChangeType>ADD</ChangeType>
  <ID>16</ID>
  <Name>Computers</Name>
</MerchandiseGroup>
<MerchandiseGroup>
  <ChangeType>ADD</ChangeType>
  <ID>17</ID>
```

```

        <Name>Printers</Name>
    </MerchandiseGroup>
<MerchandiseGroup>
    <ChangeType>ADD</ChangeType>
    <ID>18</ID>
    <Name>Sporting Goods</Name>
</MerchandiseGroup>
<MerchandiseGroup>
    <ChangeType>ADD</ChangeType>
    <ID>19</ID>
    <Name>Board Games</Name>
</MerchandiseGroup>
<MerchandiseGroup>
    <ChangeType>ADD</ChangeType>
    <ID>20</ID>
    <Name>Balls</Name>
</MerchandiseGroup>
<MerchandiseGroup>
    <ChangeType>ADD</ChangeType>
    <ID>21</ID>
    <Name>Camping & Hunting</Name>
</MerchandiseGroup>
<MerchandiseGroup>
    <ChangeType>ADD</ChangeType>
    <ID>10</ID>
    <Name>Camping</Name>
</MerchandiseGroup>
<MerchandiseGroup>
    <ChangeType>ADD</ChangeType>
    <ID>22</ID>
    <Name>Firearms</Name>
</MerchandiseGroup>
<MerchandiseGroup>
    <ChangeType>ADD</ChangeType>
    <ID>23</ID>
    <Name>Cycling</Name>
</MerchandiseGroup>
<MerchandiseGroup>
    <ChangeType>ADD</ChangeType>
    <ID>24</ID>
    <Name>Bicycles</Name>
</MerchandiseGroup>
<MerchandiseGroup>
    <ChangeType>ADD</ChangeType>
    <ID>49</ID>
    <Name>Cycling Jerseys</Name>
</MerchandiseGroup>
<MerchandiseGroup>
    <ChangeType>ADD</ChangeType>
    <ID>50</ID>
    <Name>Cycling Gloves</Name>
</MerchandiseGroup>
<MerchandiseGroup>
    <ChangeType>ADD</ChangeType>
    <ID>51</ID>
    <Name>Cycling Shorts</Name>
</MerchandiseGroup>
<MerchandiseGroup>
    <ChangeType>ADD</ChangeType>
    <ID>52</ID>

```

```
<Name>Cycling Sun Glasses</Name>
</MerchandiseGroup>
<MerchandiseGroup>
  <ChangeType>ADD</ChangeType>
  <ID>53</ID>
  <Name>Cycling Shoes</Name>
</MerchandiseGroup>
<MerchandiseGroup>
  <ChangeType>ADD</ChangeType>
  <ID>54</ID>
  <Name>Bicycle Helmets</Name>
</MerchandiseGroup>
<MerchandiseGroup>
  <ChangeType>ADD</ChangeType>
  <ID>55</ID>
  <Name>Bicycle Spares</Name>
</MerchandiseGroup>
<MerchandiseGroup>
  <ChangeType>ADD</ChangeType>
  <ID>62</ID>
  <Name>Wheels & Tires</Name>
</MerchandiseGroup>
<MerchandiseGroup>
  <ChangeType>ADD</ChangeType>
  <ID>63</ID>
  <Name>Chains & Guides</Name>
</MerchandiseGroup>
<MerchandiseGroup>
  <ChangeType>ADD</ChangeType>
  <ID>64</ID>
  <Name>Brakes, Pads & Shoes</Name>
</MerchandiseGroup>
<MerchandiseGroup>
  <ChangeType>ADD</ChangeType>
  <ID>65</ID>
  <Name>Handlebars & Grips</Name>
</MerchandiseGroup>
<MerchandiseGroup>
  <ChangeType>ADD</ChangeType>
  <ID>66</ID>
  <Name>Lights</Name>
</MerchandiseGroup>
<MerchandiseGroup>
  <ChangeType>ADD</ChangeType>
  <ID>69</ID>
  <Name>Pedals</Name>
</MerchandiseGroup>
<MerchandiseGroup>
  <ChangeType>ADD</ChangeType>
  <ID>70</ID>
  <Name>Seats</Name>
</MerchandiseGroup>
<MerchandiseGroup>
  <ChangeType>ADD</ChangeType>
  <ID>76</ID>
  <Name>Bicycle Accessories</Name>
</MerchandiseGroup>
<MerchandiseGroup>
  <ChangeType>ADD</ChangeType>
  <ID>75</ID>
```

```

        <Name>Bicycle Pumps</Name>
    </MerchandiseGroup>
<MerchandiseGroup>
    <ChangeType>ADD</ChangeType>
    <ID>67</ID>
    <Name>Bicycle Computers</Name>
</MerchandiseGroup>
<MerchandiseGroup>
    <ChangeType>ADD</ChangeType>
    <ID>68</ID>
    <Name>Locks</Name>
</MerchandiseGroup>
<MerchandiseGroup>
    <ChangeType>ADD</ChangeType>
    <ID>71</ID>
    <Name>Bags, Racks & Carriers</Name>
</MerchandiseGroup>
<MerchandiseGroup>
    <ChangeType>ADD</ChangeType>
    <ID>74</ID>
    <Name>Sports Drinks</Name>
</MerchandiseGroup>
<MerchandiseGroup>
    <ChangeType>ADD</ChangeType>
    <ID>77</ID>
    <Name>Water Bottles</Name>
</MerchandiseGroup>
<MerchandiseGroup>
    <ChangeType>ADD</ChangeType>
    <ID>27</ID>
    <Name>Apparel</Name>
</MerchandiseGroup>
<MerchandiseGroup>
    <ChangeType>ADD</ChangeType>
    <ID>28</ID>
    <Name>Jackets & Coats</Name>
</MerchandiseGroup>
<MerchandiseGroup>
    <ChangeType>ADD</ChangeType>
    <ID>29</ID>
    <Name>Pants</Name>
</MerchandiseGroup>
<MerchandiseGroup>
    <ChangeType>ADD</ChangeType>
    <ID>85</ID>
    <Name>Jeans</Name>
</MerchandiseGroup>
<MerchandiseGroup>
    <ChangeType>ADD</ChangeType>
    <ID>72</ID>
    <Name>Casual Shorts</Name>
</MerchandiseGroup>
<MerchandiseGroup>
    <ChangeType>ADD</ChangeType>
    <ID>80</ID>
    <Name>Dress Pants</Name>
</MerchandiseGroup>
<MerchandiseGroup>
    <ChangeType>ADD</ChangeType>
    <ID>30</ID>

```

```
<Name>Tops</Name>
</MerchandiseGroup>
<MerchandiseGroup>
  <ChangeType>ADD</ChangeType>
  <ID>31</ID>
  <Name>Sweaters</Name>
</MerchandiseGroup>
<MerchandiseGroup>
  <ChangeType>ADD</ChangeType>
  <ID>32</ID>
  <Name>Shirts</Name>
</MerchandiseGroup>
<MerchandiseGroup>
  <ChangeType>ADD</ChangeType>
  <ID>33</ID>
  <Name>Hosiery</Name>
</MerchandiseGroup>
<MerchandiseGroup>
  <ChangeType>ADD</ChangeType>
  <ID>34</ID>
  <Name>Shoes</Name>
</MerchandiseGroup>
<MerchandiseGroup>
  <ChangeType>ADD</ChangeType>
  <ID>57</ID>
  <Name>Athletic Shoes</Name>
</MerchandiseGroup>
<MerchandiseGroup>
  <ChangeType>ADD</ChangeType>
  <ID>58</ID>
  <Name>Dress Shoes</Name>
</MerchandiseGroup>
<MerchandiseGroup>
  <ChangeType>ADD</ChangeType>
  <ID>81</ID>
  <Name>Accessories</Name>
</MerchandiseGroup>
<MerchandiseGroup>
  <ChangeType>ADD</ChangeType>
  <ID>86</ID>
  <Name>Ties & Scarves</Name>
</MerchandiseGroup>
<MerchandiseGroup>
  <ChangeType>ADD</ChangeType>
  <ID>35</ID>
  <Name>Cosmetics</Name>
</MerchandiseGroup>
<MerchandiseGroup>
  <ChangeType>ADD</ChangeType>
  <ID>36</ID>
  <Name>Lipstick</Name>
</MerchandiseGroup>
<MerchandiseGroup>
  <ChangeType>ADD</ChangeType>
  <ID>37</ID>
  <Name>Perfume</Name>
</MerchandiseGroup>
<MerchandiseGroup>
  <ChangeType>ADD</ChangeType>
  <ID>38</ID>
```

```

        <Name>Cream</Name>
    </MerchandiseGroup>
<MerchandiseGroup>
    <ChangeType>ADD</ChangeType>
    <ID>39</ID>
    <Name>Grocery</Name>
</MerchandiseGroup>
<MerchandiseGroup>
    <ChangeType>ADD</ChangeType>
    <ID>40</ID>
    <Name>Beverages</Name>
</MerchandiseGroup>
<MerchandiseGroup>
    <ChangeType>ADD</ChangeType>
    <ID>41</ID>
    <Name>Juices</Name>
</MerchandiseGroup>
<MerchandiseGroup>
    <ChangeType>ADD</ChangeType>
    <ID>42</ID>
    <Name>Sodas</Name>
</MerchandiseGroup>
<MerchandiseGroup>
    <ChangeType>ADD</ChangeType>
    <ID>43</ID>
    <Name>Dairy</Name>
</MerchandiseGroup>
<MerchandiseGroup>
    <ChangeType>ADD</ChangeType>
    <ID>44</ID>
    <Name>Toys</Name>
</MerchandiseGroup>
<MerchandiseGroup>
    <ChangeType>ADD</ChangeType>
    <ID>82</ID>
    <Name>Misc. Toys</Name>
</MerchandiseGroup>
<MerchandiseGroup>
    <ChangeType>ADD</ChangeType>
    <ID>60</ID>
    <Name>Baby Stuff</Name>
</MerchandiseGroup>
<MerchandiseGroup>
    <ChangeType>ADD</ChangeType>
    <ID>59</ID>
    <Name>Baby Strollers</Name>
</MerchandiseGroup>
<MerchandiseGroup>
    <ChangeType>ADD</ChangeType>
    <ID>61</ID>
    <Name>Baby Bicycle Carriers</Name>
</MerchandiseGroup>
<MerchandiseGroup>
    <ChangeType>ADD</ChangeType>
    <ID>78</ID>
    <Name>Baby Cribs</Name>
</MerchandiseGroup>
<MerchandiseGroup>
    <ChangeType>ADD</ChangeType>
    <ID>79</ID>

```

```
<Name>Baby Car Seats</Name>
</MerchandiseGroup>
<MerchandiseGroup>
  <ChangeType>ADD</ChangeType>
  <ID>73</ID>
  <Name>Misc. Items</Name>
</MerchandiseGroup>
<MerchandiseGroup>
  <ChangeType>ADD</ChangeType>
  <ID>46</ID>
  <Name>Gift Cards</Name>
</MerchandiseGroup>
<MerchandiseGroup>
  <ChangeType>ADD</ChangeType>
  <ID>83</ID>
  <Name>Store Coupons</Name>
</MerchandiseGroup>
<MerchandiseGroup>
  <ChangeType>ADD</ChangeType>
  <ID>47</ID>
  <Name>Service Items</Name>
</MerchandiseGroup>
<MerchandiseGroup>
  <ChangeType>ADD</ChangeType>
  <ID>48</ID>
  <Name>Testing</Name>
</MerchandiseGroup>
<MerchandiseGroup>
  <ChangeType>ADD</ChangeType>
  <ID>84</ID>
  <Name>Promotional Kits</Name>
</MerchandiseGroup>
<MerchandiseGroup>
  <ChangeType>ADD</ChangeType>
  <ID>102</ID>
  <Name>Multi-Media</Name>
</MerchandiseGroup>
<MerchandiseGroup>
  <ChangeType>ADD</ChangeType>
  <ID>103</ID>
  <Name>Music</Name>
</MerchandiseGroup>
<MerchandiseGroup>
  <ChangeType>ADD</ChangeType>
  <ID>106</ID>
  <Name>Movies</Name>
</MerchandiseGroup>
<MerchandiseGroup>
  <ChangeType>ADD</ChangeType>
  <ID>145</ID>
  <Name>Hardware</Name>
</MerchandiseGroup>
<MerchandiseGroup>
  <ChangeType>ADD</ChangeType>
  <ID>113</ID>
  <Name>Office Supplies</Name>
</MerchandiseGroup>
<MerchandiseGroup>
  <ChangeType>ADD</ChangeType>
  <ID>118</ID>
```



```

        <Name>Sporting Goods</Name>
    </MerchandiseGroup>
    <MerchandiseGroup>
        <ChangeType>ADD</ChangeType>
        <ID>121</ID>
        <Name>Camping & Hunting</Name>
    </MerchandiseGroup>
    <MerchandiseGroup>
        <ChangeType>ADD</ChangeType>
        <ID>123</ID>
        <Name>Cycling</Name>
    </MerchandiseGroup>
    <MerchandiseGroup>
        <ChangeType>ADD</ChangeType>
        <ID>125</ID>
        <Name>Cycling Apparel</Name>
    </MerchandiseGroup>
    <MerchandiseGroup>
        <ChangeType>ADD</ChangeType>
        <ID>155</ID>
        <Name>Bicycle Spares</Name>
    </MerchandiseGroup>
    <MerchandiseGroup>
        <ChangeType>ADD</ChangeType>
        <ID>176</ID>
        <Name>Bicycle Accessories</Name>
    </MerchandiseGroup>
    <MerchandiseGroup>
        <ChangeType>ADD</ChangeType>
        <ID>127</ID>
        <Name>Apparel</Name>
    </MerchandiseGroup>
    <MerchandiseGroup>
        <ChangeType>ADD</ChangeType>
        <ID>129</ID>
        <Name>Pants</Name>
    </MerchandiseGroup>
    <MerchandiseGroup>
        <ChangeType>ADD</ChangeType>
        <ID>130</ID>
        <Name>Tops</Name>
    </MerchandiseGroup>
    <MerchandiseGroup>
        <ChangeType>ADD</ChangeType>
        <ID>134</ID>
        <Name>Shoes</Name>
    </MerchandiseGroup>
    <MerchandiseGroup>
        <ChangeType>ADD</ChangeType>
        <ID>181</ID>
        <Name>Accessories</Name>
    </MerchandiseGroup>
    <MerchandiseGroup>
        <ChangeType>ADD</ChangeType>
        <ID>156</ID>
        <Name>Safety Apparel</Name>
    </MerchandiseGroup>
    <MerchandiseGroup>
        <ChangeType>ADD</ChangeType>
        <ID>135</ID>

```

```

        <Name>Cosmetics</Name>
    </MerchandiseGroup>
    <MerchandiseGroup>
        <ChangeType>ADD</ChangeType>
        <ID>139</ID>
        <Name>Grocery</Name>
    </MerchandiseGroup>
    <MerchandiseGroup>
        <ChangeType>ADD</ChangeType>
        <ID>140</ID>
        <Name>Beverages</Name>
    </MerchandiseGroup>
    <MerchandiseGroup>
        <ChangeType>ADD</ChangeType>
        <ID>144</ID>
        <Name>Toys</Name>
    </MerchandiseGroup>
    <MerchandiseGroup>
        <ChangeType>ADD</ChangeType>
        <ID>160</ID>
        <Name>Baby Stuff</Name>
    </MerchandiseGroup>
    <MerchandiseGroup>
        <ChangeType>ADD</ChangeType>
        <ID>173</ID>
        <Name>Misc Items</Name>
    </MerchandiseGroup>
    <MerchandiseGroup>
        <ChangeType>ADD</ChangeType>
        <ID>1200</ID>
        <Name>ReSA Company</Name>
    </MerchandiseGroup>
    <MerchandiseGroup>
        <ChangeType>ADD</ChangeType>
        <ID>1201</ID>
        <Name>ReSA Division</Name>
        <LocalizedNameDescription Language="en" Country="US" Name="ReSA
Division in en_US" Description="ReSA Division Description in en_US"/>
    </MerchandiseGroup>
    <MerchandiseGroup>
        <ChangeType>ADD</ChangeType>
        <ID>1202</ID>
        <Name>ReSA Group</Name>
    </MerchandiseGroup>
    <MerchandiseGroup>
        <ChangeType>ADD</ChangeType>
        <ID>1221</ID>
        <Name>Plain Items</Name>
    </MerchandiseGroup>
    <MerchandiseGroup>
        <ChangeType>ADD</ChangeType>
        <ID>1414</ID>
        <Name>KG Items</Name>
    </MerchandiseGroup>
    <MerchandiseGroup>
        <ChangeType>ADD</ChangeType>
        <ID>99</ID>
        <Name>Tax Testing Department</Name>
    </MerchandiseGroup>
    <MerchandiseGroup>

```

```

        <ChangeType>ADD</ChangeType>
        <ID>8888602</ID>
        <Name>VAT Testing Department 8888602</Name>
    </MerchandiseGroup>
    <MerchandiseGroup>
        <ChangeType>ADD</ChangeType>
        <ID>8888603</ID>
        <Name>VAT Testing Department 8888603</Name>
    </MerchandiseGroup>
    <MerchandiseGroup>
        <ChangeType>ADD</ChangeType>
        <ID>8888604</ID>
        <Name>VAT Testing Department 8888604</Name>
    </MerchandiseGroup>
</PreloadData>
<HierarchyList>
    <Hierarchy FunctionID="1" Name="Sales Reporting">
        <LevelList>
            <Level ID="0" Name="RootLevel" >
                <LocalizedName Language="en" Country="US" Name="RootLevel in en_
US" />
                <LocalizedName Language="fr" Country="US" Name="RootLevel in fr"/>
            </Level>
            <Level ID="1" Name="Department" ParentID="0" />
            <Level ID="2" Name="Group" ParentID="1" />
            <Level ID="3" Name="Class" ParentID="2" />
            <Level ID="4" Name="SubClass" ParentID="3" />
        </LevelList>
        <NodeList>
            <Node ID="0" LevelID="0" />
            <Node ID="1" LevelID="0" ParentNodeID="0" />
            <Node ID="2" LevelID="0" ParentNodeID="0" />
            <Node ID="45" LevelID="0" ParentNodeID="0" />
            <Node ID="13" LevelID="0" ParentNodeID="0" />
            <Node ID="18" LevelID="0" ParentNodeID="0" />
            <Node ID="27" LevelID="0" ParentNodeID="0" />
            <Node ID="35" LevelID="0" ParentNodeID="0" />
            <Node ID="39" LevelID="0" ParentNodeID="0" />
            <Node ID="44" LevelID="0" ParentNodeID="0" />
            <Node ID="60" LevelID="0" ParentNodeID="0" />
            <Node ID="73" LevelID="0" ParentNodeID="0" />
            <Node ID="99" LevelID="0" ParentNodeID="0" />
            <Node ID="8888602" LevelID="0" ParentNodeID="0" />
            <Node ID="8888603" LevelID="0" ParentNodeID="0" />
            <Node ID="8888604" LevelID="0" ParentNodeID="0" />
            <Node ID="3" LevelID="1" ParentNodeID="2" />
            <Node ID="6" LevelID="1" ParentNodeID="2" />
            <Node ID="9" LevelID="1" ParentNodeID="2" />
            <Node ID="11" LevelID="1" ParentNodeID="45" />
            <Node ID="12" LevelID="1" ParentNodeID="45" />
            <Node ID="14" LevelID="1" ParentNodeID="13" />
            <Node ID="15" LevelID="1" ParentNodeID="13" />
            <Node ID="16" LevelID="1" ParentNodeID="13" />
            <Node ID="17" LevelID="1" ParentNodeID="13" />
            <Node ID="20" LevelID="1" ParentNodeID="18" />
            <Node ID="21" LevelID="1" ParentNodeID="18" />
            <Node ID="23" LevelID="1" ParentNodeID="18" />
            <Node ID="28" LevelID="1" ParentNodeID="27" />
            <Node ID="29" LevelID="1" ParentNodeID="27" />
            <Node ID="30" LevelID="1" ParentNodeID="27" />
        </NodeList>
    </Hierarchy>
</HierarchyList>

```

```
<Node ID="33" LevelID="1" ParentNodeID="27" />
<Node ID="34" LevelID="1" ParentNodeID="27" />
<Node ID="53" LevelID="1" ParentNodeID="34" />
<Node ID="81" LevelID="1" ParentNodeID="27" />
<Node ID="86" LevelID="1" ParentNodeID="81" />
<Node ID="52" LevelID="1" ParentNodeID="81" />
<Node ID="36" LevelID="1" ParentNodeID="35" />
<Node ID="37" LevelID="1" ParentNodeID="35" />
<Node ID="38" LevelID="1" ParentNodeID="35" />
<Node ID="40" LevelID="1" ParentNodeID="39" />
<Node ID="43" LevelID="1" ParentNodeID="39" />
<Node ID="19" LevelID="1" ParentNodeID="44" />
<Node ID="82" LevelID="1" ParentNodeID="44" />
<Node ID="59" LevelID="1" ParentNodeID="60" />
<Node ID="61" LevelID="1" ParentNodeID="60" />
<Node ID="46" LevelID="1" ParentNodeID="73" />
<Node ID="83" LevelID="1" ParentNodeID="73" />
<Node ID="47" LevelID="1" ParentNodeID="73" />
<Node ID="48" LevelID="1" ParentNodeID="73" />
<Node ID="84" LevelID="1" ParentNodeID="73" />
<Node ID="4" LevelID="2" ParentNodeID="3" />
<Node ID="5" LevelID="2" ParentNodeID="3" />
<Node ID="7" LevelID="2" ParentNodeID="6" />
<Node ID="8" LevelID="2" ParentNodeID="6" />
<Node ID="10" LevelID="2" ParentNodeID="21" />
<Node ID="22" LevelID="2" ParentNodeID="21" />
<Node ID="24" LevelID="2" ParentNodeID="23" />
<Node ID="54" LevelID="2" ParentNodeID="23" />
<Node ID="55" LevelID="2" ParentNodeID="23" />
<Node ID="76" LevelID="2" ParentNodeID="23" />
<Node ID="85" LevelID="2" ParentNodeID="29" />
<Node ID="51" LevelID="2" ParentNodeID="29" />
<Node ID="72" LevelID="2" ParentNodeID="29" />
<Node ID="80" LevelID="2" ParentNodeID="29" />
<Node ID="31" LevelID="2" ParentNodeID="30" />
<Node ID="32" LevelID="2" ParentNodeID="30" />
<Node ID="49" LevelID="2" ParentNodeID="30" />
<Node ID="57" LevelID="2" ParentNodeID="34" />
<Node ID="58" LevelID="2" ParentNodeID="34" />
<Node ID="50" LevelID="2" ParentNodeID="81" />
<Node ID="41" LevelID="2" ParentNodeID="40" />
<Node ID="42" LevelID="2" ParentNodeID="40" />
<Node ID="74" LevelID="2" ParentNodeID="40" />
<Node ID="78" LevelID="2" ParentNodeID="60" />
<Node ID="79" LevelID="2" ParentNodeID="60" />
<Node ID="62" LevelID="3" ParentNodeID="55" />
<Node ID="63" LevelID="3" ParentNodeID="55" />
<Node ID="64" LevelID="3" ParentNodeID="55" />
<Node ID="65" LevelID="3" ParentNodeID="55" />
<Node ID="66" LevelID="3" ParentNodeID="55" />
<Node ID="69" LevelID="3" ParentNodeID="55" />
<Node ID="70" LevelID="3" ParentNodeID="55" />
<Node ID="75" LevelID="3" ParentNodeID="76" />
<Node ID="67" LevelID="3" ParentNodeID="76" />
<Node ID="68" LevelID="3" ParentNodeID="76" />
<Node ID="71" LevelID="3" ParentNodeID="76" />
<Node ID="77" LevelID="3" ParentNodeID="76" />
</NodeList>
</Hierarchy>
<Hierarchy FunctionID="2" Name="Category Management">
```

```

<LevelList>
  <Level ID="0" Name="RootLevel" />
  <Level ID="1" Name="Department" ParentID="0"/>
  <Level ID="2" Name="Group" ParentID="1"/>
  <Level ID="3" Name="Class" ParentID="2"/>
  <Level ID="4" Name="SubClass" ParentID="3"/>
</LevelList>
<NodeList>
  <Node ID="0" LevelID="0" />
  <Node ID="1" LevelID="0" ParentNodeID="0" />
  <Node ID="102" LevelID="0" ParentNodeID="0" />
  <Node ID="145" LevelID="0" ParentNodeID="0" />
  <Node ID="113" LevelID="0" ParentNodeID="0" />
  <Node ID="118" LevelID="0" ParentNodeID="0" />
  <Node ID="127" LevelID="0" ParentNodeID="0" />
  <Node ID="135" LevelID="0" ParentNodeID="0" />
  <Node ID="139" LevelID="0" ParentNodeID="0" />
  <Node ID="144" LevelID="0" ParentNodeID="0" />
  <Node ID="160" LevelID="0" ParentNodeID="0" />
  <Node ID="173" LevelID="0" ParentNodeID="0" />
  <Node ID="103" LevelID="1" ParentNodeID="102" />
  <Node ID="106" LevelID="1" ParentNodeID="102" />
  <Node ID="9" LevelID="1" ParentNodeID="102" />
  <Node ID="11" LevelID="1" ParentNodeID="145" />
  <Node ID="12" LevelID="1" ParentNodeID="145" />
  <Node ID="155" LevelID="1" ParentNodeID="145" />
  <Node ID="14" LevelID="1" ParentNodeID="113" />
  <Node ID="15" LevelID="1" ParentNodeID="113" />
  <Node ID="16" LevelID="1" ParentNodeID="113" />
  <Node ID="17" LevelID="1" ParentNodeID="113" />
  <Node ID="19" LevelID="1" ParentNodeID="118" />
  <Node ID="20" LevelID="1" ParentNodeID="118" />
  <Node ID="121" LevelID="1" ParentNodeID="118" />
  <Node ID="123" LevelID="1" ParentNodeID="118" />
  <Node ID="28" LevelID="1" ParentNodeID="127" />
  <Node ID="129" LevelID="1" ParentNodeID="127" />
  <Node ID="130" LevelID="1" ParentNodeID="127" />
  <Node ID="33" LevelID="1" ParentNodeID="127" />
  <Node ID="134" LevelID="1" ParentNodeID="127" />
  <Node ID="53" LevelID="1" ParentNodeID="134" />
  <Node ID="181" LevelID="1" ParentNodeID="127" />
  <Node ID="86" LevelID="1" ParentNodeID="181" />
  <Node ID="52" LevelID="1" ParentNodeID="181" />
  <Node ID="156" LevelID="1" ParentNodeID="127" />
  <Node ID="36" LevelID="1" ParentNodeID="135" />
  <Node ID="37" LevelID="1" ParentNodeID="135" />
  <Node ID="38" LevelID="1" ParentNodeID="135" />
  <Node ID="140" LevelID="1" ParentNodeID="139" />
  <Node ID="43" LevelID="1" ParentNodeID="139" />
  <Node ID="19" LevelID="1" ParentNodeID="144" />
  <Node ID="82" LevelID="1" ParentNodeID="144" />
  <Node ID="59" LevelID="1" ParentNodeID="160" />
  <Node ID="61" LevelID="1" ParentNodeID="160" />
  <Node ID="46" LevelID="1" ParentNodeID="173" />
  <Node ID="83" LevelID="1" ParentNodeID="173" />
  <Node ID="47" LevelID="1" ParentNodeID="173" />
  <Node ID="48" LevelID="1" ParentNodeID="173" />
  <Node ID="84" LevelID="1" ParentNodeID="173" />
  <Node ID="4" LevelID="2" ParentNodeID="103" />
  <Node ID="5" LevelID="2" ParentNodeID="103" />

```

```
<Node ID="7" LevelID="2" ParentNodeID="106" />
<Node ID="8" LevelID="2" ParentNodeID="106" />
<Node ID="10" LevelID="2" ParentNodeID="121" />
<Node ID="22" LevelID="2" ParentNodeID="121" />
<Node ID="24" LevelID="2" ParentNodeID="123" />
<Node ID="125" LevelID="2" ParentNodeID="123" />
<Node ID="54" LevelID="2" ParentNodeID="123" />
<Node ID="155" LevelID="2" ParentNodeID="123" />
<Node ID="176" LevelID="2" ParentNodeID="123" />
<Node ID="85" LevelID="2" ParentNodeID="129" />
<Node ID="51" LevelID="2" ParentNodeID="129" />
<Node ID="72" LevelID="2" ParentNodeID="129" />
<Node ID="80" LevelID="2" ParentNodeID="129" />
<Node ID="31" LevelID="2" ParentNodeID="130" />
<Node ID="32" LevelID="2" ParentNodeID="130" />
<Node ID="49" LevelID="2" ParentNodeID="130" />
<Node ID="57" LevelID="2" ParentNodeID="134" />
<Node ID="58" LevelID="2" ParentNodeID="134" />
<Node ID="50" LevelID="2" ParentNodeID="156" />
<Node ID="54" LevelID="2" ParentNodeID="156" />
<Node ID="41" LevelID="2" ParentNodeID="140" />
<Node ID="42" LevelID="2" ParentNodeID="140" />
<Node ID="74" LevelID="2" ParentNodeID="140" />
<Node ID="78" LevelID="2" ParentNodeID="160" />
<Node ID="79" LevelID="2" ParentNodeID="160" />
<Node ID="49" LevelID="3" ParentNodeID="125" />
<Node ID="50" LevelID="3" ParentNodeID="125" />
<Node ID="51" LevelID="3" ParentNodeID="125" />
<Node ID="52" LevelID="3" ParentNodeID="125" />
<Node ID="53" LevelID="3" ParentNodeID="125" />
<Node ID="62" LevelID="3" ParentNodeID="155" />
<Node ID="63" LevelID="3" ParentNodeID="155" />
<Node ID="64" LevelID="3" ParentNodeID="155" />
<Node ID="65" LevelID="3" ParentNodeID="155" />
<Node ID="66" LevelID="3" ParentNodeID="155" />
<Node ID="69" LevelID="3" ParentNodeID="155" />
<Node ID="70" LevelID="3" ParentNodeID="155" />
<Node ID="75" LevelID="3" ParentNodeID="176" />
<Node ID="61" LevelID="3" ParentNodeID="176" />
<Node ID="67" LevelID="3" ParentNodeID="176" />
<Node ID="68" LevelID="3" ParentNodeID="176" />
<Node ID="71" LevelID="3" ParentNodeID="176" />
<Node ID="74" LevelID="3" ParentNodeID="176" />
<Node ID="77" LevelID="3" ParentNodeID="176" />
</NodeList>
</Hierarchy>
<Hierarchy FunctionID="3" Name="ReSA">
  <LevelList>
    <Level ID="0" Name="RootLevel" />
    <Level ID="1" Name="Company" ParentID="0"/>
    <Level ID="2" Name="Division" ParentID="1"/>
    <Level ID="3" Name="Group" ParentID="2"/>
    <Level ID="4" Name="Department" ParentID="3"/>
    <Level ID="5" Name="Class" ParentID="4"/>
    <Level ID="6" Name="SubClass" ParentID="5"/>
  </LevelList>
  <NodeList>
    <Node ID="0" LevelID="0" />
    <Node ID="1200" LevelID="0" ParentNodeID="0" />
    <Node ID="1201" LevelID="1" ParentNodeID="1200" />
```

```

        <Node ID="1202" LevelID="2" ParentNodeID="1201" />
        <Node ID="1221" LevelID="3" ParentNodeID="1202" />
        <Node ID="1414" LevelID="3" ParentNodeID="1202" />
    </NodeList>
</Hierarchy>
</HierarchyList>
</MerchandiseHierarchy>

```

Pricing Import

Table C-8 identifies the PriceChange element mapping for the PricingImport.xsd file.

Table C-8 Pricing Import XSD PriceChange Element Mapping Table

Log/Physical table	Target	Physical Column Name	Data Type	XSD Element/Attribute Path	Notes
Event CO_EV	EventID	ID_EV	INTEGER	Generated at Stores	Generated at Stores. Maximum field size for INTEGER is typically NUMBER(10) to support Java INT datatype in application.
	RetailStoreID	ID_STR_RT	VARCHAR(5)	PricingImport/PriceChange/StoreID	NA
	External EventID	ID_EV_EXT	INTEGER	PricingImport/PriceChange @ID	This value is used as an external index.
	Name	NM_EV	VARCHAR(120)	PricingImport/PriceChange/Description	NA
	TypeCode	TY_EV	VARCHAR(20)	PricingImport/PriceChange @Type	PPC = Permanent Price Change IPC = Immediate Price Change Default value = PPC for Permanent Price Change.
	PlanStartTime	TS_EV_PL_EF	TIMESTAMP	PricingImport/PriceChange @StartDate	NA
	StatusCode	SC_EV	VARCHAR(20)	Derived from PricingImport/PriceChange @StartDate	Default = PENDING
	Description	DE_EV	VARCHAR(250)	No mapping available	NA
	StoreOrHomeOfficeControlCode	CC_EV	VARCHAR(20)	No mapping available	NA
	OwnerName	NM_EV_OWNER	VARCHAR(120)	No mapping available	NA
	ScheduledStartDate	DC_DY_BSN_SS	VARCHAR(10)	No mapping available	NA
	ScheduledEndDate	DC_DY_BSN_SE	VARCHAR(10)	No mapping available	NA

Table C-8 (Cont.) Pricing Import XSD PriceChange Element Mapping Table

Log/Physical table	Target	Physical Column Name	Data Type	XSD Element/Attribute Path	Notes
	ActualStartDate	DC_DY_BSN_AS	VARCHAR(10)	No mapping available	NA
	ActualEndDate	DC_DY_BSN_AE	VARCHAR(10)	No mapping available	NA
	PlanEndTimeStamp	TS_EV_PL_EP	TIMESTAMP	No mapping available	NA
	ActualStartTimeStamp	TS_EV_ACT_EF	TIMESTAMP	No mapping available	NA
	ActualEndTimeStamp	TS_EV_ACT_EP	TIMESTAMP	No mapping available	NA
	RecordCreatedTimestamp	TS_CRT_RCRD	TIMESTAMP	No mapping available	NA
	RecordLastModifiedTimestamp	TS_CRT_RCRD	TIMESTAMP	No mapping available	NA
EventI18N CO_EV_I8	EventID	ID_EV	INTEGER	Generated at Stores	NA
	RetailStoreID	ID_STR_RT	VARCHAR(5)	PricingImport/PriceChange/StoreID	NA
	Locale	LCL	VARCHAR(10)	No mapping available	System Supported Locales.
	LocalizedName	NM_EV	VARCHAR(120)	PricingImport/PriceChange/LocalizedDescription@Name	The length here is defined as the length of single byte string. If multibyte characters are used, the max length should be 120/4 = 30.
	LocalizedDescription	DE_EV	VARCHAR(250)	No mapping available	Not populated
Permanent PriceChange Item MA_ITM_PRN_PRC_ITM	EventID	ID_EV	INTEGER	Generated at Stores	Same ID as Event table
	ItemID	ID_ITM	VARCHAR(14)	PricingImport/PriceChange/Item@ID	NA
	RetailStoreID	ID_STR_RT	VARCHAR(5)	PricingImport/PriceChange/StoreID	NA
	PriceOverride Amount	MO_OVRD_PRC	DECIMAL(13,2)	PricingImport/PriceChange/Item/Price	NA
	Label TemplateID	ID_TMPLT_LB	VARCHAR(8)	PricingImport/PriceChange/Item@TemplateType	NA
	RecordCreatedTimestamp	TS_CRT_RCRD	TIMESTAMP	NA	NA

Table C-8 (Cont.) Pricing Import XSD PriceChange Element Mapping Table

Log/Physical table	Target	Physical Column Name	Data Type	XSD Element/Attribute Path	Notes
	RecordLastModifiedTimestamp	TS_CRT_RCRD	TIMESTAMP	NA	NA
ItemPrice Maintenance MA_PRC_ITM	EventID	ID_EV	INTEGER	Generated at Stores	Same ID as Event table.
	RetailStoreID	ID_STR_RT	VARCHAR(5)	PricingImport/PriceChange/StoreID	NA
	LabelTemplateID	ID_TMPLT_LB	VARCHAR(8)	PricingImport/PriceChange@TemplateType	NA
	TypeCode	TY_PRC_MNT	VARCHAR(20)	No mapping available	PPC = Permanent Price Change IPC = Immediate Price Change
	EventPriority	UN_PRI_EV	INTEGER	No mapping available	NA
	PriceLastDigit	UN_DG_LS_PRC	CHAR(1)	No mapping available	NA
	PricingGroupID	ID_PRCGP	INTEGER	No mapping available	NA
	RecordCreatedTimestamp	TS_CRT_RCRD	TIMESTAMP	NA	NA
	RecordLastModifiedTimestamp	TS_CRT_RCRD	TIMESTAMP	NA	NA
Maintenance Event CO_EV_MNT	EventID	ID_EV	INTEGER	Generated at Stores	Same ID as Event table.
	RetailStoreID	ID_STR_RT	VARCHAR(5)	PricingImport/PriceChange/StoreID	NA
	Name	NM_EV_MNT	VARCHAR(120)	PricingImport/PriceChange/Description@Text	NA
	TypeCode	TY_EV	VARCHAR(20)	No mapping available	PPC = Permanent Price Change IPC = Immediate Price Change
	EffectiveDateTimestamp	TS_EV_MNT_EF	TIMESTAMP	PricingImport/PriceChange@StartDate	NA
	StatusCode	SC_EV_MNT	VARCHAR(20)	Derived from PricingImport/PriceChange@StartDate	Default = PENDING
	Description	DE_EV_MNT	VARCHAR(250)	No mapping available	NA
	ExpirationDateTimestamp	TS_EV_MNT_EP	TIMESTAMP	No mapping available	NA
	ReasonCode	RC_EV_MNT	VARCHAR(20)	No mapping available	NA

Table C-8 (Cont.) Pricing Import XSD PriceChange Element Mapping Table

Log/Physical table	Target	Physical Column Name	Data Type	XSD Element/Attribute Path	Notes
	OriginTypeCode	TY_EV_MNT_ORG	VARCHAR(20)	No mapping available	NA
	EmployeeID	ID_EM	VARCHAR(10)	No mapping available	NA
	CompetitorID	ID_CMP	INTEGER	No mapping available	NA
	CreateDateTimeStamp	TS_EV_MNT_CRT	TIMESTAMP	No mapping available	NA
	AppliedTimestamp	TS_EV_MNT_APLY	TIMESTAMP	No mapping available	NA
	JobStartID	ID_JOB_ST	VARCHAR(12)	No mapping available	NA
	JobEndID	ID_JOB_END	VARCHAR(12)	No mapping available	NA
	MaintenanceEventEffectiveStatusCode	SC_EV_MNT_EF	VARCHAR(20)	No mapping available	NA
	MaintenanceEventExpirationStatusCode	SC_EV_MNT_EP	VARCHAR(20)	No mapping available	NA
	RecordCreatedTimestamp	TS_CRT_RCRD	TIMESTAMP	NA	NA
	RecordLastModifiedTimestamp	TS_CRT_RCRD	TIMESTAMP	NA	NA
MaintenanceEventI18N CO_EV_MNT_I18	EventID	ID_EV	INTEGER	Generated at Stores	Same ID as Event table.
	RetailStoreID	ID_STR_RT	VARCHAR(5)	PricingImport/PriceChange/StoreID	NA
	Locale	LCL	VARCHAR(10)	No mapping available	System Supported Locales.
	LocalizedName	NM_EV_MNT	VARCHAR(120)	PricingImport/PriceChange/LocalizedDescription@Name	The length here is defined as the length of single byte string. If multibyte characters are used, the max length should be 120/4 = 30.
	LocalizedDescription	DE_EV_MNT	VARCHAR(250)	No mapping available	NA
Item Maintenance Event CO_MNT_ITM	EventID	ID_EV	INTEGER	Generated at Stores	Same ID as Event table.
	RetailStoreID	ID_STR_RT	VARCHAR(5)	PricingImport/PriceChange/StoreID	NA

Table C-8 (Cont.) Pricing Import XSD PriceChange Element Mapping Table

Log/Physical table	Target	Physical Column Name	Data Type	XSD Element/Attribute Path	Notes
	FunctionCode	LU_EV_ITM_MNT	VARCHAR(20)	No mapping available	Default = PRICE CHANGE
	RecordCreatedTimestamp	TS_CRT_RCRD	TIMESTAMP	NA	NA
	RecordLastModifiedTimestamp	TS_CRT_RCRD	TIMESTAMP	NA	NA
Permanent PriceChange TR_CHN_PRN_PRC	EventID	ID_EV	INTEGER	Generated at Stores	Same ID as Event table.
	RetailStoreID	ID_STR_RT	VARCHAR(5)	PricingImport/PriceChange/StoreID	NA
	SaleUnitAmount	MO_CHN_PRN_UN_PRC	DECIMAL(10,4)	No mapping available	NA
	SaleUnitAmountTypeCode	TY_CHN_PRN_UN_PRC	VARCHAR(20)	No mapping available	NA
	RecordCreatedTimestamp	TS_CRT_RCRD	TIMESTAMP	NA	NA
	RecordLastModifiedTimestamp	TS_CRT_RCRD	TIMESTAMP	NA	NA
Threshold Price Derivation Rule Eligibility CO_EL_PRDV_TH	Price Derivation Rule ID	ID_RU_PRDV	NUMBER(38,0)	NA	NA
	Threshold Id	ID_PRDV_TH	NUMBER(38,0)	PricingImport/DiscountRule/Sources/Thresholds/Threshold@ID	NA
	Retail Store Id	ID_STR_RT	VARCHAR2(5)	PricingImport/DiscountRule/PricingRule/StoreID	NA
	Threshold Value	TH_VAL	NUMBER(38,0)	PricingImport/DiscountRule/Sources/Thresholds/Threshold@Threshold	NA
	Reduction Amount	MO_UN_TH_PRDV_SLS	NUMBER(13,2)	PricingImport/DiscountRule/Sources/Thresholds/Threshold/DiscountAmount	NA
	Reduction Percent	PE_UN_TH_PRDV_SLS	NUMBER(5,2)	PricingImport/DiscountRule/Sources/Thresholds/Threshold/DiscountPercent	NA

Table C-8 (Cont.) Pricing Import XSD PriceChange Element Mapping Table

Log/Physical table	Target	Physical Column Name	Data Type	XSD Element/Attribute Path	Notes
	Discount Price Point	PT_PRC_TH_PRDV_SLS	NUMBER(13,2)	PricingImport/DiscountRule/Sources/Thresholds/Threshold/NewPrice	NA
	Record Creation Timestamp	TS_CRT_RCRD	TIMESTAMP(9)	NA	NA
	Record Last Modified Timestamp	TS_MDF_RCRD	TIMESTAMP(9)	NA	NA
ItemPriceDerivationRuleNonEligibility CO_NEL_PRDV_ITM	RetailStoreID	ID_STR_RT	VARCHAR(5)	PricingImport/DiscountRule/PricingRule/StoreID	NA
	Item Id	ID_ITM	VARCHAR(14)	PricingImport/DiscountRule/CancellItems/CancellItem@ID	NA
	NonEligibilityTimestamp	TS_NEL_EF	TIMESTAMP	PricingImport/DiscountRule/CancellItems@EffectiveDateTime	NA
	RecordCreatedTimestamp	TS_CRT_RCRD	TIMESTAMP	NA	NA
	RecordLastModifiedTimestamp	TS_MDF_RCRD	TIMESTAMP	NA	NA
PriceDerivationRule RU_PRDV	SourceItemPrice Category	ITM_PRC_CTGY_SRC	VARCHAR2(10)	PricingImport/DiscountRule/PricingRule@SourceItemPriceCategory	Valid values are REG/CLE and BOTH.
	TargetItemPrice Category	ITM_PRC_CTGY_TGT	VARCHAR2(10)	PricingImport/DiscountRule/PricingRule@TargetItemPriceCategory	Valid values are REG/CLE and BOTH.
	PriceRuleDerivationCode	CD_PRDV	VARCHAR2(10)	No Mapping	Discriminator column added to support JPA.
ClearancePrice Change TR_CHN_CLR_PRC	EventID	ID_EV	INTEGER	NA	NA
	RetailStoreID	ID_STR_RT	VARCHAR(5)	PricingImport/Clearance/StoreID	NA
	SaleUnitAmount	MO_UN_CLR_PRC_CHN	DECIMAL(10,4)	PricingImport/Clearance/DiscountPercent PricingImport/Clearance/DiscountAmount PricingImport/Clearance/NewPrice	NA

Table C-8 (Cont.) Pricing Import XSD PriceChange Element Mapping Table

Log/Physical table	Target	Physical Column Name	Data Type	XSD Element/Attribute Path	Notes
	SaleUnitAmountTypeCode	TY_UN_CLR_PRC_CHN	VARCHAR(20)	PricingImport/Clearance@Type	NA
	ClearanceID	ID_CLR	INTEGER	PricingImport/Clearance@ID	NA
	RecordCreationTimestamp	TS_CRT_RCRD	TIMESTAMP	NA	NA
	RecordLastModifiedTimestamp	TS_MDF_RCRD	TIMESTAMP	NA	NA
MA_ITM_CLR_PRC_CHN	EventID	ID_EV	INTEGER	NA	Same ID as Event table.
	RetailStoreID	ID_STR_RT	VARCHAR(5)	PricingImport/Clearance/StoreID	NA
	Item ID	ID_ITM	VARCHAR(14)	PricingImport/Clearance/Item@ID	The Item ID is required, but Item occurrence can be zero . In this case, the promotion details is stored without storing the item details.
	PriceOverrideAmount	MO_OVRD_PRC	DECIMAL(13,2)	PricingImport/Clearance/Item/Price	NA
	LabelTemplateID	ID_TMPLT_LB	VARCHAR(8)	PricingImport/Clearance@TemplateType	Default value = "DEFAULT" .
	RecordCreationTimestamp	TS_CRT_RCRD	TIMESTAMP	Now()	NA
	RecordLastModifiedTimestamp	TS_MDF_RCRD	TIMESTAMP	Now()	NA
MA_ITM_TMP_PRC_CHN	TemporaryPriceCounter	ID_CNT_TMP_PRC	INTEGER	No mapping.	Added to give a unique identifier for overlapping promotions
	EffectiveDate	TS_TPC_ITM_EF	TIMESTAMP	PricingImport/PricingPromotion/Item@StartDateTime	NA
	ExpirationDate	TS_TPC_ITM_EP	TIMESTAMP	PricingImport/PricingPromotion/Item@EndDateTime	NA

Table C-9 identifies the Price Promotion element mapping for the PricingImport.xsd file.

Table C-9 Pricing Import XSD Price Promotion Element Mapping Table

Log/Physical table	Target	Physical Column Name	Data Type	XSD Element/Attribute Path	Notes
Event CO_EV	EventID	ID_EV	INTEGER	NA	The Promotion ID in this column is the Stores Promotion ID that is created in the import process. Oracle Retail Price Management promotion ID is not updated in this column.
	RetailStoreID	ID_STR_RT	VARCHAR(5)	PricingImport/PricePromotion/StoreID	NA
	External EventID	ID_EV_EXT	INTEGER	PricingImport/PricePromotion @ID	Oracle Retail Price Management promotion ID will be used to derive the stores promotion ID. Stores DB will be altered to accommodate Oracle Retail Price Management promotion ID. Field size is NUMBER(10), or Java int. Oracle Retail Price Management pass through value.
	Name	NM_EV	VARCHAR(160)	PricingImport/PricePromotion/Name	The length here is defined as the length of single byte string. If multibyte characters are used, the max length should be $120/4 = 30$.
	Description	DE_EV	VARCHAR(640)	PricingImport/PricePromotion/Description	The length here is defined as the length of single byte string. If multibyte characters are used, the max length should be $250/4 = 60$.
	PlanStartDateTimestamp	TS_EV_PL_EF	TIMESTAMP	PricingImport/PricePromotion @StartDateTime	NA
	PlanEndDateTimestamp	TS_EV_PL_EP	TIMESTAMP	PricingImport/PricePromotion @EndDateTime	NA

Table C-9 (Cont.) Pricing Import XSD Price Promotion Element Mapping Table

Log/Physical table	Target	Physical Column Name	Data Type	XSD Element/Attribute Path	Notes
	StatusCode	SC_EV	VARCHAR(20)	No mapping found	Derived from Start Date.
	TypeCode	TY_EV	VARCHAR(20)	No mapping found	Default value = TPC (Temporary PriceChange).
	RecordCreation Timestamp	TS_CRT_RCRD	TIMESTAMP	Now()	NA
	RecordLast Modified Timestamp	TS_MDF_RCRD	TIMESTAMP	Now()	NA
	StoreOrHomeOf ficeControlCode	CC_EV	VARCHAR(20)	No mapping available	NA
	OwnerName	NM_EV_OWNER	VARCHAR(120)	No mapping available	NA
	ScheduledStart Date	DC_DY_BSN_SS	VARCHAR(10)	No mapping available	NA
	ScheduledEndD ate	DC_DY_BSN_SE	VARCHAR(10)	No mapping available	NA
	ActualStartDate	DC_DY_BSN_AS	VARCHAR(10)	No mapping available	NA
	ActualEndDate	DC_DY_BSN_AE	VARCHAR(10)	No mapping available	NA
EventI18N CO_EV_I8	EventID	ID_EV	INTEGER	Generated at Stores	Same ID as Event table.
	RetailStoreID	ID_STR_RT	VARCHAR(5)	PricingImport/PricePromotion/StoreID	NA
	Locale	LCL	VARCHAR(10)	NA	System Supported Locales.
	LocalizedName	NM_EV	VARCHAR(120)	PricingImport/PricePromotion/LocalizedNameDescription@Name	NA
	LocalizedDescri ption	DE_EV	VARCHAR(250)	PricingImport/PricePromotion/LocalizedNameDescription@Description	NA
Maintenance Event CO_EV_MNT	EventID	ID_EV	INTEGER	Generated at Stores	Same ID as Event table.
	RetailStoreID	ID_STR_RT	VARCHAR(5)	PricingImport/PricePromotion/StoreID	NA

Table C-9 (Cont.) Pricing Import XSD Price Promotion Element Mapping Table

Log/Physical table	Target	Physical Column Name	Data Type	XSD Element/Attribute Path	Notes
	Promotion Name	NM_EV_MNT	VARCHAR(120)	PricingImport/PricePromotion/Name	The length here is defined as the length of single byte string. If multibyte characters are used, the max length should be $120/4 = 30$.
	PromotionDescription	DE_EV_MNT	VARCHAR(250)	PricingImport/PricePromotion/Description	The length here is defined as the length of single byte string. If multibyte characters are used, the max length should be $250/4 = 60$.
	EffectiveDateTimestamp	TS_EV_MNT_EF	TIMESTAMP	PricingImport/PricePromotion/@StartDateTime	NA
	ExpirationDateTimestamp	TS_EV_MNT_EP	TIMESTAMP	PricingImport/PricePromotion/@EndDateTime	If left null, will default to 2099-12-31 11:59:59.000
	StatusCode	SC_EV_MNT	VARCHAR(20)	No mapping found	Derived from start date.
	TypeCode	TY_EV_MNT	VARCHAR(20)	No mapping found	Default value = TPC for Temporary PriceChange.
	RecordCreationTimestamp	TS_CRT_RCRD	TIMESTAMP	Now()	NA
	RecordLastModifiedTimestamp	TS_MDF_RCRD	TIMESTAMP	Now()	NA
	ReasonCode	RC_EV_MNT	VARCHAR(20)	No mapping available	NA
	OriginTypeCode	TY_EV_MNT_ORG	VARCHAR(20)	No mapping available	NA
	EmployeeID	ID_EM	VARCHAR(10)	No mapping available	NA
	CompetitorID	ID_CMP	INTEGER	No mapping available	NA
	CreateDateTimestamp	TS_EV_MNT_CRT	TIMESTAMP	No mapping available	NA
	AppliedTimestamp	TS_EV_MNT_APLY	TIMESTAMP	No mapping available	NA
	JobStartID	ID_JOB_ST	VARCHAR(12)	No mapping available	NA
	JobEndID	ID_JOB_END	VARCHAR(12)	No mapping available	NA

Table C-9 (Cont.) Pricing Import XSD Price Promotion Element Mapping Table

Log/Physical table	Target	Physical Column Name	Data Type	XSD Element/Attribute Path	Notes
	MaintenanceEventEffectiveStatusCode	SC_EV_MNT_EF	VARCHAR(20)	No mapping available	NA
	MaintenanceEventExpirationStatusCode	SC_EV_MNT_EP	VARCHAR(20)	No mapping available	NA
MaintenanceEventI18N CO_EV_MNT_I18	EventID	ID_EV	INTEGER	Generated at Stores	NA
	RetailStoreID	ID_STR_RT	VARCHAR(5)	PricingImport/PricePromotion/StoreID	NA
	Locale	LCL	VARCHAR(10)	No mapping available	NA
	LocalizedName	NM_EV_MNT	VARCHAR(120)	PricingImport/PricePromotion/LocalizedNameDescription@Name	NA
	LocalizedDescription	DE_EV_MNT	VARCHAR(250)	PricingImport/PricePromotion/LocalizedNameDescription@Description	NA
Item Maintenance Event CO_MNT_ITM	EventID	ID_EV	INTEGER	Generated at Stores	Same ID as Event table.
	RetailStoreID	ID_STR_RT	VARCHAR(5)	PricingImport/PricePromotion/StoreID	NA
	FunctionCode	LU_EV_ITM_MNT	VARCHAR(20)	No mapping found	Default value = PRICE CHANGE
	RecordCreationTimestamp	TS_CRT_RCRD	TIMESTAMP	Now()	NA
	RecordLastModifiedTimestamp	TS_MDF_RCRD	TIMESTAMP	Now()	NA
TemporaryPrice Change TR_CHN_TMP_PRC	EventID	ID_EV	INTEGER	Generated at Stores	Same ID as Event table.
	RetailStoreID	ID_STR_RT	VARCHAR(5)	PricingImport/PricePromotion/StoreID	NA

Table C-9 (Cont.) Pricing Import XSD Price Promotion Element Mapping Table

Log/Physical table	Target	Physical Column Name	Data Type	XSD Element/Attribute Path	Notes
	SaleUnit Amount	MO_UN_TMP_PRC_CHN	DECIMAL(10,4)	PricingImport/PricePromotion/DiscountPercent PricingImport/PricePromotion/DiscountAmount PricingImport/PricePromotion/NewPrice	It can be any of the following: <ul style="list-style-type: none"> Discount amount Discount percent New price
	SaleUnit AmountType Code	TY_UN_TMP_PRC_CHN	VARCHAR(20)	PricingImport/PricePromotion @Type	Indicator to denote: <ul style="list-style-type: none"> 0= AmountOff 1= PercentOff 2= New Price
	RecordCreation Timestamp	TS_CRT_RCRD	TIMESTAMP	Now()	NA
	RecordLast Modified Timestamp	TS_MDF_RCRD	TIMESTAMP	Now()	NA
ItemPrice Maintenance MA_PRC_ITM	EventID	ID_EV	INTEGER	Generated at Stores	Same ID as Event table.
	RetailStoreID	ID_STR_RT	VARCHAR(5)	PricingImport/PricePromotion/StoreID	NA
	EventPriority	UN_PRI_EV	INTEGER	PricingImport/PricePromotion @Priority	NA
	LabelTemplateID	ID_TMPLT_LB	VARCHAR(8)	PricingImport/PricePromotion @TemplateType	"DEFAULT"
	TypeCode	TY_PRC_MNT	VARCHAR(20)	No mapping found	Default value = TPC for Temporary Price Change.
	PriceLastDigit	UN_DG_LS_PRC	CHAR(1)	No mapping found	NA
	PricingGroupID	ID_PRCGP	INTEGER	PricingImport/PricePromotion@PricingGroupID	Maximum allowable value is Number(10)
	RecordCreation Timestamp	TS_CRT_RCRD	TIMESTAMP	Now()	NA
	RecordLast Modified Timestamp	TS_MDF_RCRD	TIMESTAMP	Now()	NA
ClearancePriceChange TR_CHN_CLR_PRC	EventID	ID_EV	INTEGER	NA	NA
	RetailStoreID	ID_STR_RT	VARCHAR(5)	PricingImport/Clearance/StoreID	NA

Table C-9 (Cont.) Pricing Import XSD Price Promotion Element Mapping Table

Log/Physical table	Target	Physical Column Name	Data Type	XSD Element/Attribute Path	Notes
	SaleUnitAmount	MO_UN_CLR_PRC_CHN	DECIMAL(10,4)	PricingImport/Clearance/DiscountPercent PricingImport/Clearance/DiscountAmount PricingImport/Clearance/NewPrice	NA
	SaleUnitAmountTypeCode	TY_UN_CLR_PRC_CHN	VARCHAR(20)	PricingImport/Clearance@Type	NA
	ClearanceID	ID_CLR	INTEGER	PricingImport/Clearance@ID	NA
	RecordCreationTimestamp	TS_CRT_RCRD	TIMESTAMP	NA	NA
	RecordLastModifiedTimestamp	TS_MDF_RCRD	TIMESTAMP	NA	NA
MA_ITM_CLR_PRC_CHN	EventID	ID_EV	INTEGER	NA	Same ID as Event table.
	RetailStoreID	ID_STR_RT	VARCHAR(5)	PricingImport/Clearance/StoreID	NA
	Item ID	ID_ITM	VARCHAR(14)	PricingImport/Clearance/Item@ID	The Item ID is required, but Item occurrence can be zero . In this case, the promotion details is stored without storing the item details.
	PriceOverrideAmount	MO_OVRD_PRC	DECIMAL(13,2)	PricingImport/Clearance/Item/Price	NA
	LabelTemplateID	ID_TMPLT_LB	VARCHAR(8)	PricingImport/Clearance@TemplateType	Default value = "DEFAULT".
	RecordCreationTimestamp	TS_CRT_RCRD	TIMESTAMP	Now()	NA
	RecordLastModifiedTimestamp	TS_MDF_RCRD	TIMESTAMP	Now()	NA
TemporaryPriceChangeItem	EventID	ID_EV	INTEGER	Generated at Stores	Same ID as Event table.
MA_ITM_TMP_PRC_CHN	RetailStoreID	ID_STR_RT	VARCHAR(5)	PricingImport/PricePromotion/StoreID	NA

Table C-9 (Cont.) Pricing Import XSD Price Promotion Element Mapping Table

Log/Physical table	Target	Physical Column Name	Data Type	XSD Element/Attribute Path	Notes
	Item ID	ID_ITM	VARCHAR(14)	PricingImport/PricePromotion/Item@ID	The Item ID is required, but Item occurrence can be zero . In this case, the promotion details are stored without storing the item details.
	LabelTemplateID	ID_TMPLT_LB	VARCHAR(8)	PricingImport/PricePromotion@TemplateType	Default value = DEFAULT .
	Price Override Amount	MO_OVRD_PRC	DECIMAL(13,2)	PricingImport/PricePromotion/Item/Price/Amount	NA
	PromotionID	ID_PRM	INTEGER	PricingImport/PricePromotion@ID	Oracle Retail Price Management pass through value - max allowed value is Number(10).
	Promotion ComponentID	ID_PRM_CMP	INTEGER	PricingImport/PricePromotion@PromoCompID	Oracle Retail Price Management pass through value - max allowed value is Number(10). Defaults to Zero .
	Promotion Component DetailID	ID_PRM_CMP_DTL	INTEGER	PricingImport/PricePromotion@PromoCompDetailID	Oracle Retail Price Management pass through value - max allowed value is Number(10). Defaults to Zero .
	RecordCreation Timestamp	TS_CRT_RCRD	TIMESTAMP	Now()	NA
	RecordLast Modified Timestamp	TS_MDF_RCRD	TIMESTAMP	Now()	NA

[Table C-10](#) identifies the Discount Rule element mapping for the PricingImport.xsd file.

Table C-10 Pricing Import XSD Discount Rule Element Mapping Table

Log/Physical table	Target	Physical Column Name	Data Type	XSD Element/Attribute Path	Notes
PriceDerivationRule RU_PRDV	PriceDerivationRuleID	ID_RU_PRDV	INTEGER	NA	ID from the stores system. This is not the Oracle Retail Price Management promotion ID.
	RetailStoreID	ID_STR_RT	VARCHAR(5)	DiscountRule/PricingRule/StoreID	NA
	PromotionID	ID_PRM	INTEGER	DiscountRule/PricingRule @ID	Oracle Retail Price Management pass through value - max allowed value is Number(10)
	PromotionComponentID	ID_PRM_CMP	INTEGER	DiscountRule/PricingRule @PromoCompID	Oracle Retail Price Management pass through value - max allowed value is Number(10).
	PromotionComponentDetailID	ID_PRM_CMP_DTL	INTEGER	DiscountRule/PricingRule @PromoCompDetlID	Oracle Retail Price Management pass through value - max allowed value is Number(10).
	EffectiveDate	DC_RU_PRDV_EF	TIMESTAMP	DiscountRule/PricingRule @StartDateTime	NA
	ExpirationDate	DC_RU_PRDV_EP	TIMESTAMP	DiscountRule/PricingRule @EndDateTime	If left null, will default to 2099-12-31 11:59:59.000
	Description	DE_RU_PRDV	VARCHAR(250)	DiscountRule/PricingRule @Type	NA
	AssignmentBasisCode	CD_BAS_PRDV	INTEGER	DiscountRule/Sources@Type	3=Coupon 2=Other Default it to 2
	SourceComparisonBasisCode	CD_BAS_CMP_SRC	VARCHAR(20)	DiscountRule/Sources@Type	0=Item 1=Department 2=Class 3=Coupon. Default it to 0.
	TargetComparisonBasisCode	CD_BAS_CMP_TGT	VARCHAR(20)	DiscountRule/Targets@Type	0=Item 1=Department 2=Class Default it to 0.
	ApplicationLimit	QU_LM_APLY	SMALLINT	DiscountRule/PricingRule @NbrTimesPerTrans	NA
	DepartmentLedgerStockModifier	DP_LDG_STK_MDFR	VARCHAR(20)	DiscountRule/PricingRule @AccountingMethod	1 = Markdown 0 = Discount

Table C-10 (Cont.) Pricing Import XSD Discount Rule Element Mapping Table

Log/Physical table	Target	Physical Column Name	Data Type	XSD Element/Attribute Path	Notes
	AllowRepeating SourcesFlag	FL_ALW_RPT_SRC	CHAR(1)	DiscountRule/PricingRule@AllowSourceToRepeat	0= false, 1= true
	Deal Distribution Flag	FL_DL_DST	CHAR(1)	DiscountRule/PricingRule@DealDistribution	1=SourceTarget, 0=Target
	PriceDerivation RuleName	NM_RU_PRDV	VARCHAR(160)	DiscountRule/PricingRule/Name	The length here is defined as the length of single byte string. If multibyte characters are used, the max length should be 120/4 = 30.
	Source Threshold Amount	MO_TH_SRC	DECIMAL(13,2)	DiscountRule/PricingRule/SourceThreshold	NA
	SourceLimit Amount	MO_LM_SRC	DECIMAL(13,2)	DiscountRule/PricingRule/SourceLimit	NA
	TargetThreshold Amount	MO_TH_TGT	DECIMAL(13,2)	DiscountRule/PricingRule/TargetThreshold	NA
	TargetLimit Amount	MO_LM_TGT	DECIMAL(13,2)	DiscountRule/PricingRule/TargetLimit	NA
	SourceAnyQuantity	QU_AN_SRC	SMALLINT	DiscountRule/Sources@Qty	The Any Quantity is only populated if Sources@Qualifier is set to Any .
	TargetAnyQuantity	QU_AN_TGT	SMALLINT	DiscountRule/Targets@Qty	The Any Quantity is only populated if Targets@Qualifier is set to Any .
	RecordCreation Timestamp	TS_CRT_RCRD	TIMESTAMP	Now()	NA
	RecordLast Modified Timestamp	TS_MDF_RCRD	TIMESTAMP	Now()	NA
	TransactionControlBreakCode	LU_CBRK_PRDV_TRN	VARCHAR(2)	No mapping available	NA
	StatusCode	SC_RU_PRDV	VARCHAR(20)	No mapping available	NA
	TypeCode	TY_RU_PRDV	VARCHAR(2)	No mapping available	NA
	EventID	ID_EV	INTEGER	No mapping available	NA
	PriceDerivation RuleName	NM_RU_PRDV	VARCHAR(120)	No mapping available	NA

Table C-10 (Cont.) Pricing Import XSD Discount Rule Element Mapping Table

Log/Physical table	Target	Physical Column Name	Data Type	XSD Element/Attribute Path	Notes
	ReasonCode	RC_RU_PRDV	INTEGER	No mapping available	NA
	AdvancedDeal AppliedFlag	FL_DL_ADVN_APLY	CHAR(1)	No mapping available	NA
	ScopeCode	CD_SCP_PRDV	INTEGER	PricingImport/DiscountRule/PricingRule@Scope	Transaction = 0 Item = 1, Group = 2.
	MethodCode	CD_MTH_PRDV	INTEGER	No mapping available	NA
	DefaultEntryCode	FL_CD_ENT_DFLT	CHAR(1)	No mapping available	NA
	ListSortIndex	CD_ENT_SRT	SMALLINT	No mapping available	NA
	PriceDerivation ThresholdType Code	CD_TY_TH_PRDV	VARCHAR(4)	No mapping available	NA
	DiscountTypeID	ID_TY_DISC	INTEGER	No mapping available	NA
	PricingGroupID	ID_PRCGP	INTEGER	PricingImport/DiscountRule/PricingRule@PricingGroupID	Maximum allowable value is Number(10).
PriceDerivationRule18N RU_PRDV_I8	RetailStoreID	ID_RU_PRDV	INTEGER	ID from the stores system	This will not be a Oracle Retail Price Management promotion ID.
	PriceDerivation RuleID	ID_STR_RT	VARCHAR(5)	PricingImport/DiscountRule/PricingRule/StoreID	NA
	Locale	LCL	VARCHAR(10)	No mapping available	System supported locale.
	LocalizedName	NM_RU_PRDV	VARCHAR(120)	PricingImport/DiscountRule/PricingRule/LocalizedName@Name	The length here is defined as the length of single byte string. If multibyte characters are used, the max length should be 120/4 = 30.
ItemPrice Derivation RuleEligibility CO_EL_PRDV_ITM	ItemID	ID_ITM	VARCHAR(14)	DiscountRule/Sources/Source @ID	NA
	PriceDerivation RuleEligibility ID	ID_RU_PRDV	INTEGER	DiscountRule/PricingRule @ID	NA
	RetailStoreID	ID_STR_RT	VARCHAR(5)	DiscountRule/PricingRule/StoreID	NA

Table C-10 (Cont.) Pricing Import XSD Discount Rule Element Mapping Table

Log/Physical table	Target	Physical Column Name	Data Type	XSD Element/Attribute Path	Notes
	Threshold Quantity	QU_TH	INTEGER	DiscountRule/Sources/Source @Qty	NA
	Threshold Amount	MO_TH	DECIMAL(13,2)	DiscountRule/Sources/Source/SourceAmount	NA
	EffectiveDate Timestamp	TS_RU_DRVN_EF	TIMESTAMP	DiscountRule/PricingRule @StartDateTime	NA
	ExpirationDate Timestamp	TS_RU_DRVN_EP	TIMESTAMP	DiscountRule/PricingRule @EndDateTime	NA
	RecordCreation Timestamp	TS_CRT_RCRD	TIMESTAMP	Now()	NA
	RecordLast Modified Timestamp	TS_MDF_RCRD	TIMESTAMP	Now()	NA
	StoreFinancialLedgerAccountID	ID_ACTN_LDG	INTEGER	No mapping available	NA
	EventID	ID_EV	INTEGER	No mapping available	NA
	AccountingDispositionCode	DP_RU_PRC_DRVN	VARCHAR(4)	No mapping available	NA
	QuantityLimit	QU_UL	DECIMAL(9,2)	No mapping available	NA
	AmountLimit	MO_UL	DECIMAL(13,2)	No mapping available	NA
MixAndMatch PriceDerivation Item TR_ITM_MXMH_PRDV	PriceDerivation RuleID	ID_RU_PRDV	INTEGER	DiscountRule/PricingRule @ID	NA
	RetailStoreID	ID_STR_RT	VARCHAR(5)	DiscountRule/PricingRule/StoreID	NA
	Promotional ProductID	ID_PRM_PRD	VARCHAR(14)	DiscountRule/Targets/Target @ID	NA
	Reduction Monetary Amount	MO_RDN_PRC_MXMH	DECIMAL(13,2)	DiscountRule/Targets/DiscountAmount	NA
	Reduction Percent	PE_RDN_PRC_MXMH	DECIMAL(5,2)	DiscountRule/Targets/DiscountPercent	NA
	ReductionPrice Point	PNT_PRC_RDN_MXMH	DECIMAL(13,2)	DiscountRule/Targets/NewPrice	NA
	MixAndMatch LimitCount	QU_LM_MXMH	INTEGER	DiscountRule/Targets/Target @Qty	NA
	RecordCreation Timestamp	TS_CRT_RCRD	TIMESTAMP	Now()	NA

Table C-10 (Cont.) Pricing Import XSD Discount Rule Element Mapping Table

Log/Physical table	Target	Physical Column Name	Data Type	XSD Element/Attribute Path	Notes
	RecordLast Modified Timestamp	TS_MDF_RCRD	TIMESTAMP	Now()	NA
	ComparisonBasisCode	CD_BAS_CMP	VARCHAR(20)	No mapping available	NA
ItemPrice Derivation CO_PRDV_ITM	RetailStoreID	ID_STR_RT	VARCHAR(5)	DiscountRule/PricingRule/StoreID	NA
	PriceDerivation RuleID	ID_RU_PRDV	INTEGER	DiscountRule/PricingRule @ID	NA
	Reduction Amount	MO_UN_ITM_PRDV	DECIMAL(13,2)	DiscountRule/Targets/DiscountAmount	NA
	Reduction Percent	PE_UN_ITM_PRDV	DECIMAL(5,2)	DiscountRule/Targets/DiscountPercent	NA
	DiscountPrice Point	PNT_PRC_UN_ITM_PRDV	DECIMAL(13,2)	DiscountRule/Targets/NewPrice	NA
	RecordCreation Timestamp	TS_CRT_RCRD	TIMESTAMP	Now()	NA
	RecordLast Modified Timestamp	TS_MDF_RCRD	TIMESTAMP	Now()	NA
MixAndMatch PriceDerivation Rule RU_PRDV_MXMH	RetailStoreID	ID_STR_RT	VARCHAR(5)	DiscountRule/PricingRule/StoreID	NA
	PriceDerivation RuleID	ID_RU_PRDV	INTEGER	DiscountRule/PricingRule @ID	NA
	MixAndMatch LimitCount	QU_LM_MXMH	INTEGER	DiscountRule/Targets/Target @Qty	NA
DepartmentPrice Derivation RuleEligibility CO_EL_PRDV_DPT	POSDepartment ID	ID_DPT_POS	VARCHAR(14)	DiscountRule/Sources/Source @ID	Might be derived from the table ID_DPT_PS column ID_DPT_POS.
					Populated only if DiscountRule/Sources/Source @type is Department
	PriceDerivation RuleID	ID_RU_PRDV	INTEGER	No mapping available	ID from the stores system. This is not the Oracle Retail Price Management promotion ID.
	RetailStoreID	ID_STR_RT	VARCHAR(5)	DiscountRule/PricingRule/StoreID	NA

Table C-10 (Cont.) Pricing Import XSD Discount Rule Element Mapping Table

Log/Physical table	Target	Physical Column Name	Data Type	XSD Element/Attribute Path	Notes
	StoreFinancial Ledger AccountID	ID_ACTN_LDG	INTEGER	No mapping available	NA
	EventID	ID_EV	INTEGER	No mapping available	NA
	Accounting Disposition Code	DP_ACNT_DPT_PRDV	VARCHAR(4)	No mapping available	NA
	Threshold Amount	MO_TH	DECIMAL(13,2)	DiscountRule/Sources/Source/SourceAmount	NA
	Threshold Quantity	QU_TH	INTEGER	DiscountRule/Sources/Source @Qty	NA
	LimitQuantity	QU_UL	DECIMAL(9,2)	No mapping available	NA
	LimitAmount	MO_UL	DECIMAL(13,2)	No mapping available	NA
	Effective Timestamp	TS_RU_MRST_EF	TIMESTAMP	DiscountRule/PricingRule @StartDateTime	NA
	Expiration Timestamp	TS_RU_MRST_EP	TIMESTAMP	DiscountRule/PricingRule @EndDateTime	NA
	RecordCreated Timestamp	TS_CRT_RCRD	TIMESTAMP	Now()	NA
	RecordLast Modified Timestamp	TS_MDF_RCRD	TIMESTAMP	Now()	NA
Merchandise StructurePrice Derivation RuleEligibility CO_EL_MRST_PRDV Populated only if DiscountRule/Sources/Source @type is "Class"	PriceDerivation RuleID	ID_RU_PRDV	INTEGER	ID from the stores system.	This is not the Oracle Retail Price Management promotion ID.
	RetailStoreID	ID_STR_RT	VARCHAR(5)	Store ID	NA
	Merchandise Classification Code	ID_STRC_MR_CD	VARCHAR(10)	DiscountRule/Sources/Source @ID	Might be derived from the table LU_CD_STRC_MR column ID_STRC_MR_CD.
	StoreFinancial Ledger AccountID	ID_ACTN_LDG	INTEGER	No mapping available	NA
	EventID	ID_EV	INTEGER	No mapping available	NA

Table C-10 (Cont.) Pricing Import XSD Discount Rule Element Mapping Table

Log/Physical table	Target	Physical Column Name	Data Type	XSD Element/Attribute Path	Notes
	EffectiveDate Timestamp	TS_RU_ MRST_EF	TIMESTAMP	DiscountRule/PricingRule @StartDateTime	NA
	ExpirationDate Timestamp	TS_RU_ MRST_EP	TIMESTAMP	DiscountRule/PricingRule @EndDateTime	NA
	Accounting Disposition Code	DP_ACNT_ MRST	VARCHAR(4)	No mapping available	NA
	Threshold Amount	MO_TH	DECIMAL(13,2)	DiscountRule/Sources/Source/SourceAmount	NA
	Quantity Threshold	QU_TH	INTEGER	DiscountRule/Sources/Source/@Qty	NA
	AmountLimit	MO_UL	DECIMAL(13,2)	No mapping available	NA
	QuantityLimit	QU_UL	DECIMAL(9,2)	No mapping available	NA
	RecordCreated Timestamp	TS_CRT_ RCRD	TIMESTAMP	Now()	NA
	RecordLast Modified Timestamp	TS_MDF_ RCRD	TIMESTAMP	Now()	NA

The following is an example Pricing Import XSD file.

Example C-11 PricingImport.xsd

```
<?xml version="1.0" encoding="UTF-8"?>
<xs:schema xmlns:xs="http://www.w3.org/2001/XMLSchema"
elementFormDefault="qualified">

<xs:annotation><xs:documentation>
Pricing Import Schema. Copyright 2007 Oracle Inc. All rights reserved.

Use this schema in conjunction with a Oracle Store Systems Data Dictionary
and the relations between the element and attribute names should be
apparent.
</xs:documentation></xs:annotation>

<xs:include schemaLocation="../common.xsd"></xs:include>
<xs:element name="PricingImport">
<xs:annotation><xs:documentation>
Top-level element holding a collection of Price records.
</xs:documentation></xs:annotation>
<xs:complexType>
<xs:sequence>
<xs:element name="PriceChange" type="PriceChange_type" minOccurs="0"
maxOccurs="unbounded"/>
<xs:element name="PricePromotion" type="PricePromotion_type" minOccurs="0"
maxOccurs="unbounded"/>
<xs:element name="DiscountRule" type="DiscountRule_type" minOccurs="0"
maxOccurs="unbounded"/>
```

```

</xs:sequence>
<xs:attribute name="FillType" type="FillType_type" use="required"/>
<xs:attribute name="CreationDate" type="xs:dateTime"/>
<xs:attribute name="ExpirationDate" type="xs:dateTime"/>
<xs:attribute name="Version" type="xs:string"/>
<xs:attribute name="Priority" type="xs:int"/>
<xs:attribute name="Batch" type="xs:int"/>
</xs:complexType>
</xs:element>

<xs:complexType name="PriceChange_type">
<xs:sequence>
  <xs:choice>
    <xs:element name="Description" type="LocalizedDescription_type"
minOccurs="0" maxOccurs="1"/>
    <xs:element name="LocalizedDescription" type="LocalizedNameDescription_type"
minOccurs="0" maxOccurs="unbounded"/>
  </xs:choice>
  <xs:element name="Item" type="ItemAndPrice_type" minOccurs="1"
maxOccurs="unbounded" />
  <xs:element name="StoreID" type="RetailStoreId_type" minOccurs="0"
maxOccurs="unbounded"/>
</xs:sequence>
<xs:attribute name="ChangeType" type="ChangeType_type" default="ADD"/>
<xs:attribute name="ID" type="xs:int" use="required"/>
<xs:attribute name="StartDate" type="xs:date" use="required"/>
<xs:attribute name="TemplateType" default="*DEFAULT">
  <xs:simpleType>
    <xs:restriction base="xs:string">
      <xs:maxLength value="8"/>
    </xs:restriction>
  </xs:simpleType>
</xs:attribute>
</xs:complexType>

<xs:complexType name="ItemAndPrice_type">
<xs:sequence>
<xs:element name="Price" type="CurrencyAmount_type" minOccurs="1"
maxOccurs="unbounded" />
</xs:sequence>
<xs:attribute name="ID" type="xs:string" use="required"/>
<xs:attribute name="TemplateType" default="*DEFAULT">
  <xs:simpleType>
    <xs:restriction base="xs:string">
      <xs:maxLength value="8"/>
    </xs:restriction>
  </xs:simpleType>
</xs:attribute>
</xs:complexType>

<xs:group name="DiscountTypeChoice">
<xs:choice>
<xs:element name="DiscountPercent" type="xs:decimal"/>
<xs:element name="DiscountAmount" type="CurrencyAmount_type"/>
<xs:element name="NewPrice" type="CurrencyAmount_type"/>
</xs:choice>
</xs:group>

<xs:attributeGroup name="PromotionComponentAttributes">
<xs:attribute name="PromoCompID" type="xs:int" use="optional"/>

```

```

<xs:attribute name="PromoCompDetlID" type="xs:int" use="optional"/>
</xs:attributeGroup>

<xs:complexType name="PricePromotion_type">
<xs:sequence>
  <xs:choice>
    <xs:sequence>
      <xs:element name="Name" type="LocalizedName_type" minOccurs="1"
maxOccurs="1"/>
      <xs:element name="Description" type="LocalizedDescription_type" minOccurs="0"
maxOccurs="1"/>
    </xs:sequence>
    <xs:element name="LocalizedNameDescription" type="LocalizedNameDescription_type"
minOccurs="0" maxOccurs="unbounded"/>
  </xs:choice>
  <xs:group ref="DiscountTypeChoice" minOccurs="0" maxOccurs="1"/>
  <xs:element name="Item" type="ItemAndPrice_type" minOccurs="0"
maxOccurs="unbounded" />
  <xs:element name="StoreID" type="RetailStoreId_type" minOccurs="0"
maxOccurs="unbounded"/>
</xs:sequence>
<xs:attribute name="ChangeType" type="ChangeType_type" default="ADD"/>
<xs:attribute name="ID" type="xs:int" use="required"/>
<xs:attributeGroup ref="PromotionComponentAttributes"/>
<xs:attribute name="StartDateTime" type="xs:dateTime" use="required"/>
<xs:attribute name="EndDateTime" type="xs:dateTime" use="optional">
<xs:annotation><xs:documentation>
If the EndDateTime is not specified, it will be assumed that it
was intentionally left blank to denote an never-ending
pricing rule. The value will then be persisted as
'2099-12-31 11:59:59.000'
</xs:documentation></xs:annotation>
</xs:attribute>
<xs:attribute name="Type" type="PricePromotionType_type" use="required"/>
<xs:attribute name="Priority" type="xs:int" default="0"/>
<xs:attribute name="TemplateType" default="*DEFAULT">
  <xs:simpleType>
    <xs:restriction base="xs:string">
      <xs:maxLength value="8"/>
    </xs:restriction>
  </xs:simpleType>
</xs:attribute>
<xs:attribute name="PricingGroupID" type="xs:int"/>
</xs:complexType>

<xs:simpleType name="PricePromotionType_type">
<xs:restriction base="xs:string">
<xs:enumeration value="AmountOff"/>
<xs:enumeration value="PercentOff"/>
<xs:enumeration value="NewPrice"/>
</xs:restriction>
</xs:simpleType>

<xs:complexType name="DiscountRule_type">
<xs:sequence>
<xs:element name="PricingRule" type="PricingRule_type" minOccurs="1"
maxOccurs="1"/>
<xs:element name="Sources" type="Sources_type" minOccurs="1" maxOccurs="1"/>
<xs:element name="Targets" type="Targets_type" minOccurs="1" maxOccurs="1"/>
</xs:sequence>

```

```

</xs:complexType>

<xs:complexType name="PricingRule_type">
<xs:sequence>
  <xs:choice>
    <xs:element name="Name" type="LocalizedName_type" minOccurs="1"
maxOccurs="1"/>
    <xs:element name="LocalizedName" type="LocalizedNameDescription_type"
minOccurs="0" maxOccurs="unbounded"/>
  </xs:choice>
  <xs:element name="SourceThreshold" type="CurrencyAmount_type" minOccurs="0"
maxOccurs="unbounded"/>
  <xs:element name="SourceLimit" type="CurrencyAmount_type" minOccurs="0"
maxOccurs="unbounded"/>
  <xs:element name="TargetThreshold" type="CurrencyAmount_type" minOccurs="0"
maxOccurs="unbounded"/>
  <xs:element name="TargetLimit" type="CurrencyAmount_type" minOccurs="0"
maxOccurs="unbounded"/>
  <xs:element name="StoreID" type="RetailStoreId_type" minOccurs="0"
maxOccurs="unbounded"/>
</xs:sequence>
<xs:attribute name="ChangeType" type="ChangeType_type" default="ADD"/>
<xs:attribute name="ID" type="xs:int" use="required"/>
<xs:attributeGroup ref="PromotionComponentAttributes"/>
<xs:attribute name="StartDateTime" type="xs:dateTime" use="required"/>
<xs:attribute name="EndDateTime" type="xs:dateTime" use="optional">
<xs:annotation><xs:documentation>
If the EndDateTime is not specified, it will be assumed that it
was intentionally left blank to denote an never-ending
pricing rule. The value will then be persisted as
'2099-12-31 11:59:59.000'
</xs:documentation></xs:annotation>
</xs:attribute>
<xs:attribute name="Type" type="RuleType_type" use="required"/>
<xs:attribute name="NbrTimesPerTrans" type="xs:int" default="-1"/>
<xs:attribute name="AccountingMethod" type="AccountingMethodType_type"
default="Discount" />
<xs:attribute name="AllowSourceToRepeat" type="xs:boolean" default="true"/>
<xs:attribute name="DealDistribution" type="DealDistributionType_type"
default="Target"/>
<xs:attribute name="Scope" type="ScopeType_type" default="Item" />
<xs:attribute name="PricingGroupID" type="xs:int"/>
</xs:complexType>

<xs:attributeGroup name="SourceTargetAttributes">
<xs:attribute name="Type" type="SourceTargetType_type" default="Item" />
<xs:attribute name="Qualifier" type="QualifierType_type" default="Any">
<xs:annotation><xs:documentation>
If not specified, it is assumed that the Qualifier is Any.
</xs:documentation></xs:annotation>
</xs:attribute>
<xs:attribute name="Qty" type="xs:int" default="1">
<xs:annotation><xs:documentation>
It is only necessary to specify Qty if Qualifier has been
set to Any. If not specified, it is assumed that Qty for
Any is one (1).
</xs:documentation></xs:annotation>
</xs:attribute>
</xs:attributeGroup>

```

```

<xs:complexType name="Sources_type">
<xs:sequence>
<xs:element name="Source" minOccurs="1" maxOccurs="unbounded">
<xs:complexType>
<xs:sequence>
<xs:element name="SourceAmount" type="CurrencyAmount_type" minOccurs="0"
maxOccurs="unbounded" />
</xs:sequence>
<xs:attribute name="ID" type="xs:string" use="required" />
<xs:attribute name="Qty" type="xs:int" use="required" />
</xs:complexType>
</xs:element>
</xs:sequence>
<xs:attributeGroup ref="SourceTargetAttributes"/>
</xs:complexType>

<xs:complexType name="Targets_type">
<xs:sequence>
<xs:group ref="DiscountTypeChoice" minOccurs="1" maxOccurs="1"/>
<xs:element name="Target" minOccurs="0" maxOccurs="unbounded">
<xs:complexType>
<xs:attribute name="ID" type="xs:string" use="required"/>
<xs:attribute name="Qty" type="xs:int" default="1"/>
</xs:complexType>
</xs:element>
</xs:sequence>
<xs:attributeGroup ref="SourceTargetAttributes"/>
</xs:complexType>

<xs:simpleType name="RuleType_type">
<xs:restriction base="xs:string">
<xs:enumeration value="BuyNofXgetYatZ%off"/>
<xs:enumeration value="BuyNofXgetYatZ$off"/>
<xs:enumeration value="BuyNofXgetYatZ$"/>
<xs:enumeration value="BuyNofXgetHighestPricedXatZ%off"/>
<xs:enumeration value="BuyNofXgetLowestPricedXatZ%off"/>
<xs:enumeration value="Buy$NorMoreOfXgetYatZ$off"/>
<xs:enumeration value="Buy$NorMoreOfXgetYatZ%off"/>
<xs:enumeration value="Buy$NorMoreOfXgetYatZ$"/>
<xs:enumeration value="BuyNofXforZ$"/>
<xs:enumeration value="BuyNofXforZ%off"/>
<xs:enumeration value="BuyNofXforZ$off"/>
<xs:enumeration value="BuyNorMoreOfXforZ%off"/>
<xs:enumeration value="BuyNorMoreOfXforZ$Each"/>
</xs:restriction>
</xs:simpleType>

<xs:simpleType name="AccountingMethodType_type">
<xs:restriction base="xs:string">
<xs:enumeration value="Discount"/>
<xs:enumeration value="Markdown"/>
</xs:restriction>
</xs:simpleType>

<xs:simpleType name="DealDistributionType_type">
<xs:restriction base="xs:string">
<xs:enumeration value="Target"/>
<xs:enumeration value="SourceTarget"/>
</xs:restriction>
</xs:simpleType>

```

```

<xs:simpleType name="ScopeType_type">
<xs:restriction base="xs:string">
<xs:enumeration value="Item"/>
<xs:enumeration value="Group"/>
<xs:enumeration value="Transaction"/>
</xs:restriction>
</xs:simpleType>

<xs:simpleType name="SourceTargetType_type">
<xs:restriction base="xs:string">
<xs:enumeration value="Item"/>
<xs:enumeration value="Coupon"/>
<xs:enumeration value="Class"/>
<xs:enumeration value="Department"/>
</xs:restriction>
</xs:simpleType>

<xs:simpleType name="QualifierType_type">
<xs:annotation><xs:documentation>
Used to qualify a list whereby Any element in the list must be
used versus requiring All elements in the list.
</xs:documentation></xs:annotation>
<xs:restriction base="xs:string">
<xs:enumeration value="Any"></xs:enumeration>
<xs:enumeration value="All"></xs:enumeration>
</xs:restriction>
</xs:simpleType>

</xs:schema>

```

The following is an example Pricing Import XML file.

Example C-12 PricingImport.xml

```

<?xml version="1.0" encoding="UTF-8"?>
<PricingImport
  Priority="0"
  FillType="FullIncremental"
  Version="1.0"
  Batch="1"
  CreationDate="2001-12-17T09:30:47.0Z"
  ExpirationDate="2027-12-17T09:30:47.0Z"
  xsi:noNamespaceSchemaLocation="PricingImport.xsd"
  xmlns:xsi="http://www.w3.org/2001/XMLSchema-instance">

  <!-- Price Change, multiple stores -->

  <PriceChange
    ChangeType="ADD"
    ID="40000859"
    StartDate="2007-01-28"
    TemplateType="Default">
    <Description>Board Games</Description>
    <Item ID="20020002"
      TemplateType="Default">
    <Price>199.99</Price>
    <Price CurrencyCode="CAD">299.99</Price>
    </Item>
    <Item ID="40040004"
      TemplateType="Default">

```



```

<Price>299.99</Price>
<Price CurrencyCode="CAD">399.99</Price>
</Item>
<StoreID>04241</StoreID>
<StoreID>04242</StoreID>
<StoreID>04243</StoreID>
</PriceChange>

<PriceChange
ChangeType="ADD"
StartDate="2007-01-28"
ID="40000860"
TemplateType="Default">
<Description>Board Games</Description>
  <Item ID="40020002"
    TemplateType="Default">
    <Price>199.99</Price>
    <Price CurrencyCode="CAD">299.99</Price>
  </Item>
  <Item ID="80080008"
    TemplateType="Default">
    <Price>299.99</Price>
    <Price CurrencyCode="CAD">399.99</Price>
  </Item>
  <StoreID>04241</StoreID>
  <StoreID>04242</StoreID>
</PriceChange>

<!-- Promotion - Percent Off -->

<PricePromotion
ChangeType="ADD"
ID="40000113"
PromoCompID="123"
PromoCompDetlID="456"
StartDateTime="2007-09-10T00:00:00"
EndDateTime="2007-09-24T23:59:50"
Type="PercentOff"
Priority="1"
TemplateType="Default">
  <Name>Boy's Polo's</Name>
  <Description>BTS - All PK and knit boy's polos on promo</Description>
  <DiscountPercent>15</DiscountPercent>
  <Item ID="1234">
    <Price>4.25</Price>
    <Price CurrencyCode="CAD">5.25</Price>
  </Item>
  <Item ID="3333"
    TemplateType="Default">
    <Price>4.99</Price>
  </Item>
  <StoreID>04241</StoreID>
  <StoreID>04242</StoreID>
  <StoreID>04243</StoreID>
</PricePromotion>
<!-- Promotion - Amount Off -->

<PricePromotion
ChangeType="ADD"
ID="40000113"

```

```

    PromoCompID="123"
    PromoCompDetlID="456"
    StartDateTime="2007-09-10T00:00:00"
    EndDateTime="2007-09-24T23:59:50"
    Type="AmountOff"
    Priority="1"
    TemplateType="Default">
      <Name>Boy's Polo's</Name>
      <Description>BTS - All PK and knit boy's polos on promo</Description>
    <DiscountAmount>10.00</DiscountAmount>
      <Item ID="1234">
        <Price>4.25</Price>
        <Price CurrencyCode="CAD">5.25</Price>
      </Item>
      <Item ID="3333"
        TemplateType="Default">
          <Price>4.99</Price>
        </Item>
      <StoreID>04241</StoreID>
      <StoreID>04242</StoreID>
      <StoreID>04243</StoreID>
    </PricePromotion>

<!-- Promotion - New Price -->

<PricePromotion
  ChangeType="ADD"
  ID="40000113"
  PromoCompID="123"
  PromoCompDetlID="456"
  StartDateTime="2007-09-10T00:00:00"
  EndDateTime="2007-09-24T23:59:50"
  Type="NewPrice"
  Priority="1"
  TemplateType="Default">
  <Name>Boy's Polo's</Name>
<Description>BTS - All PK and knit boy's polos on promo</Description>
  <Item ID="1234"
    TemplateType="Default">
      <Price>4.25</Price>
      <Price CurrencyCode="CAD">5.25</Price>
    </Item>
  <StoreID>04241</StoreID>
  <StoreID>04242</StoreID>
  <StoreID>04243</StoreID>
</PricePromotion>

<!-- Overlapping Promotion -->
<PricePromotion
  ChangeType="ADD"
  ID="40000113"
  PromoCompID="123"
  PromoCompDetlID="456"
  StartDateTime="2013-07-20T00:00:00"
  EndDateTime="2013-07-28T23:59:50"
  Type="NewPrice"
  Priority="1"
  TemplateType="Default">
  <Name>Overlap promo</Name>
  <Description>Overlap promo for 6073 and 6074</Description>

```

```

        <Item ID="6074" StartDateTime="2013-07-20T00:00:00.00">
            <Price>8.00</Price>

        </Item>
    <Item ID="6074" StartDateTime="2013-07-22T00:00:00.00">
        <Price>12.00</Price>

    </Item>
    <Item ID="6074" StartDateTime="2013-07-26T00:00:00.00">
        <Price>11.00</Price>
    </Item>
    <Item ID="6073" StartDateTime="2013-07-20T00:00:00.00">
        <Price>7.00</Price>
    </Item>
    <Item ID="6073" StartDateTime="2013-07-22T00:00:00.00">
        <Price>10.00</Price>
    </Item>
    <Item ID="6073" StartDateTime="2013-07-26T00:00:00.00">
        <Price>09.00</Price>
    </Item>
</PricePromotion>

    <!-- Clearance event -->
    <Clearance ChangeType="ADD" ID="1882" StartDateTime="2013-10-19T00:00:00.00"
ResetDateTime="2013-10-26T00:00:00.00" TemplateType="Default">
    <Item ID="100330082" TemplateType="Default">
    <Price>10.99</Price>
    </Item>
</Clearance>

<!-- Clearance reset event -->
<ClearanceReset ChangeType="ADD" ID="1883" ResetDateTime="2013-10-26T00:00:00.00"
TemplateType="Default">
    <Item ID="100330082" TemplateType="Default">
    <Price>12.22</Price>
    </Item>
</ClearanceReset>
    <!-- Discount Rules -->
    <!-- BuyNofXgetYatZ%off - Multiple source items, multiple target items. -->
    <DiscountRule>
        <PricingRule
            ChangeType="ADD"
            ID="11150335"
            PromoCompID="123"
            PromoCompDetlID="456"
            StartDateTime="2007-01-28T00:00:00"
            EndDateTime="2007-01-28T23:59:59"
            Type="BuyNofXgetYatZ%off"
            NbrTimesPerTrans="1"
            AccountingMethod="Discount"
            AllowSourceToRepeat="true"
            DealDistribution="Target">
    <Name>Bootcut Jean/Sweater Rule</Name>
        <SourceThreshold>5.00</SourceThreshold>
        <SourceLimit>100.00</SourceLimit>
        <TargetThreshold>5.00</TargetThreshold>
        <TargetLimit>100.00</TargetLimit>
        <StoreID>04241</StoreID>
        <StoreID>04242</StoreID>
        <StoreID>04243</StoreID>
    </PricingRule>
    </DiscountRule>

```

```

</PricingRule>
<Sources
  Type="Item">
    <Source ID="1234"
      Qty="2"/>
    <Source ID="4567"
      Qty="2"/>
  </Sources>
<Targets
  Type="Item">
    <DiscountPercent>10</DiscountPercent>
    <Target ID="1234"
      Qty="1"/>
    <Target ID="20020002"
      Qty="1"/>
  </Targets>
</DiscountRule>

<!-- BuyNofXgetYatZ$off - Multiple source items, multiple target items. -->
<DiscountRule>
  <PricingRule
    ChangeType="ADD"
    ID="11150335"
    PromoCompID="123"
    PromoCompDetlID="456"
    StartDateTime="2007-01-28T00:00:00"
    EndDateTime="2007-01-28T23:59:59"
    Type="BuyNofXgetYatZ$off"
    NbrTimesPerTrans="1"
    AccountingMethod="Discount"
    AllowSourceToRepeat="true"
    DealDistribution="Target">
    <Name>Bootcut Jean/Sweater Rule</Name>
    <SourceThreshold>5.00</SourceThreshold>
    <SourceLimit>100.00</SourceLimit>
    <TargetThreshold>5.00</TargetThreshold>
    <TargetLimit>100.00</TargetLimit>
    <StoreID>04241</StoreID>
    <StoreID>04242</StoreID>
    <StoreID>04243</StoreID>
  </PricingRule>
  <Sources
    Type="Item">
      <Source ID="1234"
        Qty="2"/>
      <Source ID="4567"
        Qty="2"/>
    </Sources>
  <Targets
    Type="Item">
      <DiscountAmount>1.00</DiscountAmount>
      <Target ID="1234"
        Qty="1"/>
      <Target ID="20020002"
        Qty="1"/>
    </Targets>
</DiscountRule>

<!-- BuyNofXgetYatZ$ - One source item, one target item. -->
<DiscountRule>

```

```

<PricingRule
  ChangeType="ADD"
  ID="11150335"
  PromoCompID="123"
  PromoCompDetlID="456"
  StartDateTime="2007-01-28T00:00:00"
  EndDateTime="2007-01-28T23:59:59"
  Type="BuyNofXgetYatZ$"
  NbrTimesPerTrans="1"
  AccountingMethod="Discount"
  AllowSourceToRepeat="true"
  DealDistribution="Target">
  <Name>Bootcut Jean/Sweater Rule</Name>
  <SourceThreshold>5.00</SourceThreshold>
  <SourceLimit>100.00</SourceLimit>
  <TargetThreshold>5.00</TargetThreshold>
  <TargetLimit>100.00</TargetLimit>
</PricingRule>
<Sources>
  <Source ID="1234"
    Qty="2" />
</Sources>
<Targets>
  <NewPrice>10.00</NewPrice>
  <Target ID="5678"
    Qty="1" />
</Targets>
</DiscountRule>

<!-- BuyNofXgetLowestPricedXatZ%off - Multiple source items -->
<DiscountRule>
  <PricingRule
    ChangeType="ADD"
    ID="11150335"
    PromoCompID="123"
    PromoCompDetlID="456"
    StartDateTime="2007-01-28T00:00:00"
    EndDateTime="2007-01-28T23:59:59"
    Type="BuyNofXgetLowestPricedXatZ%off"
    NbrTimesPerTrans="1"
    AccountingMethod="Discount"
    AllowSourceToRepeat="true"
    DealDistribution="Target">
    <Name>Bootcut Jean/Sweater Rule</Name>
    <SourceThreshold>5.00</SourceThreshold>
    <SourceLimit>100.00</SourceLimit>
  </PricingRule>
  <Sources>
    <Source ID="1234"
      Qty="2" />
    <Source ID="20020002"
      Qty="2" />
  </Sources>
  <Targets>
    <DiscountPercent>10</DiscountPercent>
  </Targets>
</DiscountRule>

<!-- BuyNofXgetHighestPricedXatZ%off - Multiple source items -->
<DiscountRule>

```

```

<PricingRule
  ChangeType="ADD"
  ID="11150335"
  PromoCompID="123"
  PromoCompDetlID="456"
  StartDateTime="2007-01-28T00:00:00"
  EndDateTime="2007-01-28T23:59:59"
  Type="BuyNofXgetHighestPricedXatZ%off"
  NbrTimesPerTrans="1"
  AccountingMethod="Discount"
  AllowSourceToRepeat="true"
  DealDistribution="Target">
  <Name>Bootcut Jean/Sweater Rule</Name>
  <SourceThreshold>5.00</SourceThreshold>
  <SourceLimit>100.00</SourceLimit>
</PricingRule>
<Sources
  Type="Item">
  <Source ID="1234"
    Qty="2" />
  <Source ID="20020002"
    Qty="2" />
</Sources>
<Targets>
  <DiscountPercent>10</DiscountPercent>
</Targets>
</DiscountRule>

<!-- BuyNofXforZ%off - Multiple source items. -->
<DiscountRule>
  <PricingRule
    ChangeType="ADD"
    ID="11150335"
    PromoCompID="123"
    PromoCompDetlID="456"
    StartDateTime="2007-01-28T00:00:00"
    EndDateTime="2007-01-28T23:59:59"
    Type="BuyNofXforZ%off"
    NbrTimesPerTrans="1"
    AccountingMethod="Discount"
    AllowSourceToRepeat="true"
    DealDistribution="Target">
    <Name>Bootcut Jean/Sweater Rule</Name>
    <SourceThreshold>5.00</SourceThreshold>
    <SourceLimit>100.00</SourceLimit>
  </PricingRule>
  <Sources>
    <Source ID="1234"
      Qty="2" />
    <Source ID="20020002"
      Qty="2" />
  </Sources>
  <Targets>
    <DiscountPercent>10</DiscountPercent>
  </Targets>
</DiscountRule>

<!-- BuyNofXforZ$off - Multiple source items. -->
<DiscountRule>
  <PricingRule

```

```

        ChangeType="ADD"
        ID="11150335"
        PromoCompID="123"
        PromoCompDetlID="456"
        StartDateTime="2007-01-28T00:00:00"
        EndDateTime="2007-01-28T23:59:59"
        Type="BuyNofXforZ$off"
        NbrTimesPerTrans="1"
        AccountingMethod="Discount"
        AllowSourceToRepeat="true"
        DealDistribution="Target">
            <Name>Bootcut Jean/Sweater Rule</Name>
            <SourceThreshold>5.00</SourceThreshold>
            <SourceLimit>100.00</SourceLimit>
        </PricingRule>
    </Sources>
    <Source ID="1234"
        Qty="2"/>
    <Source ID="20020002"
        Qty="2"/>
</Sources>
<Targets>
    <DiscountAmount>2.00</DiscountAmount>
</Targets>
</DiscountRule>

<!-- BuyNofXforZ$ - Multiple source items. -->
<DiscountRule>
    <PricingRule
        ChangeType="ADD"
        ID="11150335"
        PromoCompID="123"
        PromoCompDetlID="456"
        StartDateTime="2007-01-28T00:00:00"
        EndDateTime="2007-01-28T23:59:59"
        Type="BuyNofXforZ$"
        NbrTimesPerTrans="1"
        AccountingMethod="Discount"
        AllowSourceToRepeat="true"
        DealDistribution="Target">
            <Name>Bootcut Jean/Sweater Rule</Name>
            <SourceThreshold>5.00</SourceThreshold>
            <SourceLimit>100.00</SourceLimit>
        </PricingRule>
    <Sources>
        <Source ID="1234"
            Qty="2"/>
        <Source ID="20020002"
            Qty="2"/>
    </Sources>
    <Targets>
        <NewPrice>2.00</NewPrice>
    </Targets>
</DiscountRule>
<!-- Buy$NorMoreOfXgetYatZ$off - Single department source, single item target
-->
<DiscountRule>
    <PricingRule
        ChangeType="ADD"
        ID="11150335"

```

```

    PromoCompID="123"
    PromoCompDetlID="456"
    StartDateTime="2007-01-28T00:00:00"
    EndDateTime="2007-01-28T23:59:59"
    Type="Buy$NorMoreOfXgetYatZ$off"
    NbrTimesPerTrans="1"
    AccountingMethod="Discount"
    AllowSourceToRepeat="true"
    DealDistribution="Target">
      <Name>Bootcut Jean/Sweater Rule</Name>
      <SourceThreshold>5.00</SourceThreshold>
      <SourceLimit>100.00</SourceLimit>
      <TargetThreshold>5.00</TargetThreshold>
      <TargetLimit>100.00</TargetLimit>
    </PricingRule>
  <Sources
    Type="Department">
      <Source ID="Women's Apparel" Qty="1">
        <SourceAmount>100.00</SourceAmount>
      </Source>
    </Sources>
  <Targets>
    <DiscountAmount>10.00</DiscountAmount>
    <Target ID="1234"
      Qty="1"/>
  </Targets>
</DiscountRule>

<!-- Buy$NorMoreOfXgetYatZ%off - Single class source, single item target -->
<DiscountRule>
  <PricingRule
    ChangeType="ADD"
    ID="11150335"
    PromoCompID="123"
    PromoCompDetlID="456"
    StartDateTime="2007-01-28T00:00:00"
    EndDateTime="2007-01-28T23:59:59"
    Type="Buy$NorMoreOfXgetYatZ%off"
    NbrTimesPerTrans="1"
    AccountingMethod="Discount"
    AllowSourceToRepeat="true"
    DealDistribution="Target">
      <Name>Bootcut Jean/Sweater Rule</Name>
      <SourceThreshold>5.00</SourceThreshold>
      <SourceLimit>100.00</SourceLimit>
      <TargetThreshold>5.00</TargetThreshold>
      <TargetLimit>100.00</TargetLimit>
    </PricingRule>
  <Sources
    Type="Class">
      <Source ID="Jeans" Qty="1">
        <SourceAmount>100.00</SourceAmount>
      </Source>
    </Sources>
  <Targets>
    <DiscountPercent>10</DiscountPercent>
    <Target ID="1234"
      Qty="1"/>
  </Targets>
</DiscountRule>

```



```

<!-- Buy$NorMoreOfXgetYatZ$ - Single class source, single item target -->
<DiscountRule>
  <PricingRule
    ChangeType="ADD"
    ID="11150335"
    PromoCompID="123"
    PromoCompDetlID="456"
    StartDateTime="2007-01-28T00:00:00"
    EndDateTime="2007-01-28T23:59:59"
    Type="Buy$NorMoreOfXgetYatZ$"
    NbrTimesPerTrans="1"
    AccountingMethod="Discount"
    AllowSourceToRepeat="true"
    DealDistribution="Target">
      <Name>Bootcut Jean/Sweater Rule</Name>
      <SourceThreshold>5.00</SourceThreshold>
      <SourceLimit>100.00</SourceLimit>
      <TargetThreshold>5.00</TargetThreshold>
      <TargetLimit>100.00</TargetLimit>
    </PricingRule>
    <Sources
      Type="Class">
        <Source ID="Jeans" Qty="1">
          <SourceAmount>100.00</SourceAmount>
        </Source>
      </Sources>
    <Targets>
      <NewPrice>10.00</NewPrice>
      <Target ID="1234"
        Qty="1"/>
    </Targets>
  </DiscountRule>

</PricingImport>

```

Example C-13 PricingImport.xml with Multi-Threshold Rules

```

<?xml version="1.0" encoding="UTF-8"?>
<PricingImport
  Priority="0"
  FillType="FullIncremental"
  Version="1.0"
  Batch="1"
  CreationDate="2012-04-07T09:30:47.0Z"
  ExpirationDate="2027-12-17T09:30:47.0Z"
  xsi:noNamespaceSchemaLocation="PricingImport.xsd"
  xmlns:xsi="http://www.w3.org/2001/XMLSchema-instance">

  <!-- BuyNofXforZ$off multithreshold discount rule -->
  <DiscountRule>
    <PricingRule
      ChangeType="ADD"
      ID="11150346"
      PromoCompID="123"
      PromoCompDetlID="456"
      SourceItemPriceCategory="Regular"
      TargetItemPriceCategory="Regular"
      StartDateTime="2012-07-04T10:00:00"
      EndDateTime="2030-01-28T23:59:59"
    </PricingRule>
  </DiscountRule>

```

```

        Type="BuyNofXforZ$off"
        NbrTimesPerTrans="1"
        AccountingMethod="Discount"
        AllowSourceToRepeat="true"
        DealDistribution="SourceTarget">
        <Name>Multithreshold BuyNofXforZ$off</Name>
    </PricingRule>
    <Sources
        Type="Item">
        <Source ID="4321">
    </Source>
    <Thresholds>
    <Threshold
    ID="221"
    Threshold="10">
    <DiscountAmount>30</DiscountAmount>
    </Threshold>
    <Threshold
    ID="222"
    Threshold="20">
    <DiscountAmount>40</DiscountAmount>
    </Threshold>
    <Threshold
    ID="223"
    Threshold="30">
    <DiscountAmount>50</DiscountAmount>
    </Threshold><Threshold
    ID="224"
    Threshold="40">
    <DiscountAmount>60</DiscountAmount>
    </Threshold>
    </Thresholds>
    </Sources>
    </DiscountRule>

    <!-- BuyNofXforZ%off multithreshold discount rule -->
    <DiscountRule>
        <PricingRule
            ChangeType="ADD"
            ID="11150335"
            PromoCompID="123"
            PromoCompDetlID="456"
            SourceItemPriceCategory="Regular"
            TargetItemPriceCategory="Regular"
            StartDateTime="2012-07-04T10:00:00"
            EndDateTime="2030-01-28T23:59:59"
            Type="BuyNofXforZ%off"
            NbrTimesPerTrans="1"
            AccountingMethod="Discount"
            AllowSourceToRepeat="true"
            DealDistribution="SourceTarget">
            <Name>Multithreshold BuyNofXforZ%off</Name>
        </PricingRule>
        <Sources
            Type="Item">
            <Source ID="1234">
    </Source>
    <Thresholds>
    <Threshold
    ID="221"

```

```

Threshold="10">
<DiscountPercent>30</DiscountPercent>
</Threshold>
<Threshold
ID="222"
Threshold="20">
<DiscountPercent>40</DiscountPercent>
</Threshold>
<Threshold
ID="223"
Threshold="30">
<DiscountPercent>50</DiscountPercent>
</Threshold><Threshold
ID="224"
Threshold="40">
<DiscountPercent>60</DiscountPercent>
</Threshold>
</Thresholds>
  </Sources>
</DiscountRule>

<!-- BuyNorMoreOfXforZ$Each multithreshold discount rule -->
<DiscountRule>
  <PricingRule
    ChangeType="ADD"
    ID="11150336"
    PromoCompID="123"
    PromoCompDetlID="456"
    SourceItemPriceCategory="Regular"
    TargetItemPriceCategory="Regular"
    StartDateTime="2012-07-04T10:00:00"
    EndDateTime="2030-01-28T23:59:59"
    Type="BuyNorMoreOfXforZ$Each"
    NbrTimesPerTrans="1"
    AccountingMethod="Discount"
    AllowSourceToRepeat="true"
    DealDistribution="SourceTarget">
    <Name>Multithreshold BuyNorMoreOfXforZ$Each</Name>
  </PricingRule>
  <Sources
    Type="Item">
    <Source ID="2341">
  </Source>
</Thresholds>
<Threshold
ID="221"
Threshold="10">
<NewPrice>89</NewPrice>
</Threshold>
<Threshold
ID="222"
Threshold="20">
<NewPrice>79</NewPrice>
</Threshold>
<Threshold
ID="223"
Threshold="30">
<NewPrice>69</NewPrice>
</Threshold><Threshold
ID="224"

```

```

Threshold="40">
<NewPrice>59</NewPrice>
</Threshold>
</Thresholds>
  </Sources>
</DiscountRule>

  <!-- BuyNofXforZ%off - Quantity based Threshold level multithreshold rule -->
  <DiscountRule>
    <PricingRule
      ChangeType="ADD"
      ID="11150378"
      PromoCompID="123"
      PromoCompDetlID="456"
      SourceItemPriceCategory="Both"
      TargetItemPriceCategory="Both"
      StartDateTime="2012-07-04T10:00:00"
      EndDateTime="2015-01-28T23:59:59"
      Type="BuyNofXforZ%off"
      AccountingMethod="Discount"
      AllowSourceToRepeat="true"
      DealDistribution="SourceTarget">
      <Name>Multithreshold BuyNofXforZ%off</Name>
    </PricingRule>
    <Sources
      Type="Item" Qualifier="AnyCombo">
      <Source ID="4321"/>
    <Source ID="1234"/>
    <Source ID="917"/>
    <Thresholds>
    <Threshold
      ID="351"
      Threshold="3">
    <DiscountPercent>10</DiscountPercent>
    </Threshold>
    <Threshold
      ID="352"
      Threshold="6">
    <DiscountPercent>20</DiscountPercent>
    </Threshold>
    <Threshold
      ID="353"
      Threshold="10">
    <DiscountPercent>30</DiscountPercent>
    </Threshold>
    </Thresholds>
    </Sources>
  </DiscountRule>

  <!-- Buy$NofXforZ$off - Amount based Item level multi threshold rule -->
  <DiscountRule>
    <PricingRule
      ChangeType="ADD"
      ID="11150378"
      PromoCompID="123"
      PromoCompDetlID="456"
      SourceItemPriceCategory="Clearance"
      TargetItemPriceCategory="Clearance"
      StartDateTime="2012-07-04T10:00:00"
      EndDateTime="2015-01-28T23:59:59"

```

```

        Type="Buy$NofXforZ$off"
        AccountingMethod="Discount"
        AllowSourceToRepeat="true"
        DealDistribution="SourceTarget">
        <Name>Multithreshold Buy$NofXforZ$off</Name>
    </PricingRule>
</Sources>
    Type="Item">
    <Source ID="4321" />
<Source ID="1234" />
<Source ID="917" />
<Thresholds>
<Threshold
ID="351"
Threshold="700">
<DiscountAmount>10</DiscountAmount>
</Threshold>
<Threshold
ID="352"
Threshold="1500">
<DiscountAmount>20</DiscountAmount>
</Threshold>
<Threshold
ID="353"
Threshold="2600">
<DiscountAmount>30</DiscountAmount>
</Threshold><Threshold
ID="354"
Threshold="3800">
<DiscountAmount>40</DiscountAmount>
</Threshold>
</Thresholds>
    </Sources>
</DiscountRule>
</PricingImport>

```

Example C-14 PricingImport.xml with Transaction Level Discounts

```

<?xml version="1.0" encoding="UTF-8"?>
<PricingImport
    Priority="0"
    FillType="FullIncremental"
    Version="1.0"
    Batch="1"
    CreationDate="2001-12-17T09:30:47.0Z"
    ExpirationDate="2027-12-17T09:30:47.0Z"
    xsi:noNamespaceSchemaLocation="PricingImport.xsd"
    xmlns:xsi="http://www.w3.org/2001/XMLSchema-instance">

    <!-- Coupon example 10% off transaction -->
    <DiscountRule>
        <PricingRule
            ChangeType="ADD"
            ID="9910"
            StartDateTime="2007-01-28T00:00:00"
            EndDateTime="2027-01-28T23:59:59"
            Type="BuyNofXgetYatZ%off"
            NbrTimesPerTrans="1"
            AccountingMethod="Discount"
            AllowSourceToRepeat="false"

```

```

        DealDistribution="Target"
        Scope="Transaction">
        <Name>CouponTransactionRule1</Name>
        <StoreID>04241</StoreID>
    </PricingRule>
    <Sources Type="Coupon">
        <Source
            ID="27600"
            Qty="1" />
    </Sources>
    <Targets>
        <DiscountPercent>10</DiscountPercent>
    </Targets>
</DiscountRule>

<!-- Simple "Any" example 20% off transaction -->
<DiscountRule>
    <PricingRule
        ChangeType="ADD"
        ID="9910"
        StartDateTime="2007-01-28T00:00:00"
        EndDateTime="2027-01-28T23:59:59"
        Type="BuyNofXgetYatZ%off"
        NbrTimesPerTrans="1"
        AccountingMethod="Discount"
        AllowSourceToRepeat="false"
        DealDistribution="Target"
        Scope="Transaction">
        <Name>AnySourceTransactionRule1</Name>
        <StoreID>04241</StoreID>
    </PricingRule>
    <Sources Qualifier="Any" Qty="1">
        <Source
            ID="1001"
            Qty="1" />
        <Source
            ID="1002"
            Qty="1" />
        <Source
            ID="1003"
            Qty="1" />
    </Sources>
    <Targets>
        <DiscountPercent>20</DiscountPercent>
    </Targets>
</DiscountRule>

<!-- Buy$NofXforZ%off - Multiple source items, sources are targets. -->
<DiscountRule>
    <PricingRule
        ChangeType="ADD"
        ID="11150335"
        SourceItemPriceCategory="Clearance"
        TargetItemPriceCategory="Clearance"
        PromoCompID="123"
        PromoCompDetlID="456"
        StartDateTime="2012-05-17T10:40:00"
        EndDateTime="2014-05-09T14:12:00"
        Type="Buy$NofXforZ%off"
        NbrTimesPerTrans="1"

```

```

        AccountingMethod="Discount "
        AllowSourceToRepeat="true"
Scope="Transaction"
        DealDistribution="Target">
        <Name>Item Level Discount Rule</Name>
        <SourceThreshold>5.00</SourceThreshold>
        <SourceLimit>500.00</SourceLimit>
        <TargetThreshold>5.00</TargetThreshold>
        <TargetLimit>500.00</TargetLimit>
        <StoreID>04241</StoreID>
        <StoreID>04242</StoreID>
        <StoreID>04243</StoreID>
        </PricingRule>
        <Sources Qualifier="All">
        <Source ID="1234">
            <SourceAmount>30</SourceAmount>
        </Source>
            <Source ID="4321">
            <SourceAmount>150</SourceAmount>
        </Source>
    </Sources>
        <Targets
            Type="Item">
            <DiscountPercent>40</DiscountPercent>
        </Targets>
    </DiscountRule>

    <!-- Buy$NofXforZ$off - Single source items, sources are targets. -->
    <DiscountRule>
        <PricingRule
            ChangeType="ADD"
            ID="11150336"
SourceItemPriceCategory="Clearance"
TargetItemPriceCategory="Clearance"
            PromoCompID="124"
            PromoCompDetlID="457"
            StartDateTime="2012-05-17T10:40:00"
            EndDateTime="2014-05-09T14:12:00"
            Type="Buy$NofXforZ$off"
            NbrTimesPerTrans="1"
            AccountingMethod="Discount "
            AllowSourceToRepeat="true"
Scope="Transaction"
            DealDistribution="Target">
            <Name>Item Level Discount Rule</Name>
            <SourceThreshold>5.00</SourceThreshold>
            <SourceLimit>500.00</SourceLimit>
            <TargetThreshold>5.00</TargetThreshold>
            <TargetLimit>500.00</TargetLimit>
            <StoreID>04241</StoreID>
            <StoreID>04242</StoreID>
            <StoreID>04243</StoreID>
            </PricingRule>
            <Sources Qualifier="All">
            <Source ID="1234">
                <SourceAmount>30</SourceAmount>
            </Source>
        </Sources>
            <Targets
                Type="Item">

```

```

        <DiscountAmount>5</DiscountAmount>
    </Targets>
</DiscountRule>

<!-- BuyNofXgetYatZ%off - On All store items -->
<DiscountRule>
    <PricingRule
        ChangeType="ADD"
        ID="11150335"
SourceItemPriceCategory="Both"
TargetItemPriceCategory="Both"
        PromoCompID="123"
        PromoCompDetlID="456"
        StartDateTime="2012-05-17T10:40:00"
        EndDateTime="2014-05-09T14:12:00"
        Type="Buy$NofXforZ%off"
        NbrTimesPerTrans="1"
        AccountingMethod="Discount"
        AllowSourceToRepeat="true"
Scope="Transaction"
        DealDistribution="Target">
        <Name>Item Level Discount Rule</Name>
        <SourceThreshold>5.00</SourceThreshold>
        <SourceLimit>500.00</SourceLimit>
        <TargetThreshold>5.00</TargetThreshold>
        <TargetLimit>500.00</TargetLimit>
        <StoreID>04241</StoreID>
        <StoreID>04242</StoreID>
        <StoreID>04243</StoreID>
    </PricingRule>
    <Sources>
    <Source ID="*">
        <SourceAmount>30</SourceAmount>
    </Source>
    </Sources>
    <Targets
        Type="Item">
        <DiscountPercent>40</DiscountPercent>
    </Targets>
</DiscountRule>

</PricingImport>

```

Returns Customer Import

Table C–11 identifies the XSD elements in the RM-CustomerImport.xsd file.

Table C–11 Returns Customer Import XSD Element Mapping Table

Log/Physical table	Target	Physical Column Name	Data Type	XSD Element/Attribute Path	Notes
Party	PartyID	ID_PRTY	INTEGER	NA	NA
PA_PRTY	PartyLegalOrganizationCode	LU_ORG_LG	VARCHAR(20)	NA	NA
	PartyTypeCode	TY_PRTY	VARCHAR(20)	NA	NA

Table C-11 (Cont.) Returns Customer Import XSD Element Mapping Table

Log/Physical table	Target	Physical Column Name	Data Type	XSD Element/Attribute Path	Notes
Customer PA_CT	CustomerID	ID_CT	VARCHAR(14)	NA	NA
	PartyID	ID_PRTY	INTEGER	NA	NA
	CustomerFullName	NM_CT	VARCHAR(250)	NA	NA
	EmployeeID	ID_EM	VARCHAR(10)	NA	Should be null if this customer is not an employee of the company.
	CustomerStatus Code	STS_CT	INTEGER	NA	Inactive=0, Active=1, Deleted=2
	EncryptedAccountNumber	ID_NCRPT_ACTN_CRD	VARCHAR(250)	NA	The XML value should be a hexadecimal string of the encrypted byte array.
	MaskedAccount Number	ID_MSK_ACNT_CRD	VARCHAR(20)	NA	NA
	CustomerLocale	LCL	VARCHAR(10)	NA	2-character code
	CustomerTaxID	ID_TAX	VARCHAR(16)	NA	NA
	CustomerPricingGroup	ID_PRCGP	INTEGER	NA	Maximum field size for INTEGER is typically NUMBER(10) to support Java INT datatype in application.
	CustomerBatchID	ID_CT_BTCH	INTEGER	NA	NA
Contact PA_CNCT	ContactID	ID_CNCT	INTEGER	NA	NA
	ContactTypeCode	TY_CNCT	VARCHAR(20)	NA	NA
	PartyID	ID_PRTY	INTEGER	NA	NA
	ContactLastName	LN_CNCT	VARCHAR(120)	ReturnsCustomer/customerInfo/lastName	The length here is defined as the length of single byte string. If multibyte characters are used, the max length should be 120/4 = 30.
	ContactFirstName	FN_CNCT	VARCHAR(120)	ReturnsCustomer/customerInfo/firstName	The length here is defined as the length of single byte string. If multibyte characters are used, the max length should be 120/4 = 30.
	ContactMiddle Name	MD_CNCT	VARCHAR(120)	ReturnsCustomer/customerInfo/middleName	The length here is defined as the length of single byte string. If multibyte characters are used, the max length should be 120/4 = 30.

Table C-11 (Cont.) Returns Customer Import XSD Element Mapping Table

Log/Physical table	Target	Physical Column Name	Data Type	XSD Element/Attribute Path	Notes
	ContactFullName	NM_CNCT	VARCHAR(250)	NA	NA
	ContactSalutation	LU_CNCT_SLN	VARCHAR(120)	NA	Such as "Mr", "Mrs", "Ms"
	ContactSuffix	NM_CNCT_SFX	VARCHAR(120)	NA	Such as "Jr", "III"
	ContactBirthDate	DC_CNCT	VARCHAR(30)	ReturnsCustomer/customerInfo/birthDate	NA
	ContactGender	GNDR_CNCT	INTEGER	ReturnsCustomer/customerInfo/gender	Unspecified=0, Female=1, Male=2
	ContactCompanyName	CO_NM_CNCT	VARCHAR(120)	NA	The length here is defined as the length of single byte string. If multibyte characters are used, the max length should be 120/4 = 30.
	ContactMailFlag	NO_MAIL_CNCT	CHAR(1)	NA	NA
	ContactPhoneFlag	NO_PHN_CNCT	CHAR(1)	NA	NA
	ContactEmailFlag	NO_EML_CNCT	CHAR(1)	No mapping available	NA
	ContactFunctionCode	LU_FNC_CNCT	VARCHAR(20)	NA	Not used
Address LO_ADS	AddressID	ID_ADS	INTEGER	NA	Unspecified=-1, Home=0, Work=1, Other=2, Mail=3
	PartyID	ID_PRTY	INTEGER	NA	NA
	AddressTypeCode	TY_ADS	VARCHAR(30)	NA	Unspecified=-1, Home=0, Work=1, Other=2, Mail=3
	AddressLine1	A1_CNCT	VARCHAR(240)	ReturnsCustomer/customerInfo/address1	The length here is defined as the length of single byte string. If multibyte characters are used, the max length should be 240/4 = 60.
	AddressLine2	A2_CNCT	VARCHAR(240)	ReturnsCustomer/customerInfo/address2	The length here is defined as the length of single byte string. If multibyte characters are used, the max length should be 240/4 = 60.
	AddressLine3	A3_CNCT	VARCHAR(240)	NA	The length here is defined as the length of single byte string. If multibyte characters are used, the max length should be 240/4 = 60.

Table C-11 (Cont.) Returns Customer Import XSD Element Mapping Table

Log/Physical table	Target	Physical Column Name	Data Type	XSD Element/Attribute Path	Notes
	AddressCity	CI_CNCT	VARCHAR(120)	ReturnsCustomer/customerInfo/city	The length here is defined as the length of single byte string. If multibyte characters are used, the max length should be 240/4 = 60.
	AddressState	ST_CNCT	VARCHAR(30)	ReturnsCustomer/customerInfo/state	NA
	AddressPostalCode	PC_CNCT	VARCHAR(30)	ReturnsCustomer/customerInfo/postalCode	NA
	AddressTerritory	TE_CNCT	VARCHAR(120)	NA	NA
	AddressCountry	CO_CNCT	VARCHAR(30)	ReturnsCustomer/customerInfo/country	NA
Telephone PA_PHN	PhoneID	ID_PHN	INTEGER	NA	Unspecified=-1, Home=0, Work=1, Mobile=2, Fax=3, Pager=4, Other=5
	PartyID	ID_PRTY	INTEGER	NA	NA
	PhoneType	TY_PHN	VARCHAR(30)	NA	Unspecified=-1, Home=0, Work=1, Mobile=2, Fax=3, Pager=4, Other=5
	ContactAreaTelephoneCode	TA_PHN	VARCHAR(30)	No mapping available	NA
	ContactLocalTelephoneNumber	TL_CNCT	VARCHAR(30)	ReturnsCustomer/customerInfo/telephoneLocalNumber	NA
	ContactExtension	EXT_CNCT	VARCHAR(30)	NA	NA
RMCustomer RM_CT	RMCustomerID	ID_CT_RM	INTEGER	NA	NA
	CustomerPositiveIDNumber	ID_CT_PSTV	VARCHAR(1000)	ReturnsCustomer/positiveID/number	NA
	HashedCustomerPositiveIDNumber	ID_HSH_CT_PSTV	VARCHAR(2500)	NA	NA
	CustomerPositiveIDType	ID_TY_CT_PSTV	INTEGER	ReturnsCustomer/positiveID/type	Types are defined in RM_LU_CD table.
	PositiveIDIssuerCountryName	NM_CO_ID_PSTV_ISSR	VARCHAR(2)	ReturnsCustomer/positiveID/issuerCountry	NA
	PositiveIDIssuerStateName	NM_ST_ID_PSTV_ISSR	VARCHAR(3)	ReturnsCustomer/positiveID/issuerState	NA

Table C-11 (Cont.) Returns Customer Import XSD Element Mapping Table

Log/Physical table	Target	Physical Column Name	Data Type	XSD Element/Attribute Path	Notes
	PositiveIDIssuedDate	DT_ID_PSTV_EF	DATE	ReturnsCustomer/positiveID/issued	NA
	PositiveIDExpirationDate	DT_ID_PSTV_EP	DATE	ReturnsCustomer/positiveID/expiration	NA
	CustomerType	TY_CT	VARCHAR(25)	ReturnsCustomer/customerType	NA
RMCustomerScore	RMCustomerID	ID_CT_RM	INTEGER	NA	NA
RM_CT_SCR	CustomerScore	QU_CT_SCR	INTEGER	ReturnsCustomer/exceptionCount	NA
	ScoreFrozenEndDate	TS_SCR_FRZ_EP	TIMESTAMP	NA	NA

The following is an example Returns Management Customer Import XSD file.

Example C-15 RM-CustomerImport.xsd

```
<xsd:schema xmlns:xsd="http://www.w3.org/2001/XMLSchema">

  <xsd:element name="ReturnsCustomers" type="ReturnsCustomersType"/>

  <xsd:complexType name="ReturnsCustomersType">
    <xsd:sequence>
      <xsd:element name="ReturnsCustomer" type="ReturnsCustomerType"
maxOccurs="unbounded"/>
    </xsd:sequence>
  </xsd:complexType>

  <xsd:complexType name="ReturnsCustomerType">
    <xsd:sequence>
      <xsd:element name="positiveID" type="PositiveIDInfo" />
      <xsd:element name="customerInfo" type="MoreCustInformation" />
      <xsd:element name="exceptionCount" type="xsd:integer" />
      <xsd:element name="customerType" type="xsd:string" minOccurs="0"
maxOccurs="1" />
      <xsd:element name="notes" type="xsd:string" />
    </xsd:sequence>
  </xsd:complexType>

  <xsd:complexType name="PositiveIDInfo">
    <xsd:sequence>
      <xsd:element name="number" type="xsd:string" minOccurs="1"
maxOccurs="1" />
      <xsd:element name="type" type="xsd:string" minOccurs="1"
maxOccurs="1" />
      <xsd:element name="issuerCountry" type="xsd:string"
minOccurs="1" maxOccurs="1" />
      <xsd:element name="issuerState" type="xsd:string" />
    </xsd:sequence>
  </xsd:complexType>
</xsd:schema>
```

```

        minOccurs="1" maxOccurs="1" />
        <xsd:element name="issued" type="xsd:date" minOccurs="0"
            maxOccurs="1" />
        <xsd:element name="expiration" type="xsd:date" minOccurs="0"
            maxOccurs="1" />
    </xsd:sequence>
</xsd:complexType>
<xsd:complexType name="MoreCustInformation">
    <xsd:sequence>
        <xsd:element name="lastName" type="xsd:string" minOccurs="1"
            maxOccurs="1" />
        <xsd:element name="firstName" type="xsd:string"
            minOccurs="1" maxOccurs="1" />
        <xsd:element name="middleName" type="xsd:string"
            minOccurs="0" maxOccurs="1" />
        <xsd:element name="gender" minOccurs="0" maxOccurs="1">
            <xsd:simpleType>
                <xsd:restriction base="xsd:string">
                    <xsd:enumeration value="Male" />
                    <xsd:enumeration value="Female" />
                </xsd:restriction>
            </xsd:simpleType>
        </xsd:element><!-- format of yyyyMMdd -->
        <xsd:element name="birthDate" type="xsd:string"
            minOccurs="0" maxOccurs="1" />
        <xsd:element name="address1" type="xsd:string" minOccurs="1"
            maxOccurs="1" />
        <xsd:element name="address2" type="xsd:string" minOccurs="0"
            maxOccurs="1" />
        <xsd:element name="city" type="xsd:string" minOccurs="1"
            maxOccurs="1" />
        <xsd:element name="state" type="xsd:string" minOccurs="1"
            maxOccurs="1" /><!-- zip code-->
        <xsd:element name="postalCode" type="xsd:string"
            minOccurs="1" maxOccurs="1" />
        <xsd:element name="country" type="xsd:string" minOccurs="1"
            maxOccurs="1" />
        <xsd:element name="telephoneLocalNumber" type="xsd:string"
            minOccurs="0" maxOccurs="1" />
    </xsd:sequence>
</xsd:complexType>

</xsd:schema>

```

The following is an example Returns Management Customer Import XML file.

Example C-16 RM-CustomerImport.xml

```

<?xml version="1.0" encoding="UTF-8"?>
<ReturnsCustomers>
    <ReturnsCustomer>
        <positiveID>
            <number>MDAxMGbGwbmQ1Xj6usAD03MY8pQ=</number>
            <type>DriversLicense</type>
            <issuerCountry>US</issuerCountry>
            <issuerState>TX</issuerState>
            <issued>2005-01-01</issued>
            <expiration>2030-01-01</expiration>
        </positiveID>
        <customerInfo>

```

```
<lastName>TX100000</lastName>
<firstName>Oracle1000000</firstName>
<address1>Some address1</address1>
<address2>Some address2</address2>
<city>Austin</city>
<state>TX</state>
<postalCode>78759</postalCode>
<country>US</country>
<telephoneLocalNumber>5125550100</telephoneLocalNumber>
</customerInfo>
<exceptionCount>100</exceptionCount>
<customerType>Gold</customerType>
<notes>by ReturnsCustomerImport</notes>
</ReturnsCustomer>
<ReturnsCustomer>
  <positiveID>
    <number>MDAxMfBMnSRVaYWVaArn9a17068=</number>
    <type>DriversLicense</type>
    <issuerCountry>US</issuerCountry>
    <issuerState>TX</issuerState>
    <issued>2005-01-01</issued>
    <expiration>2030-01-01</expiration>
  </positiveID>
  <customerInfo>
    <lastName>TX1000001</lastName>
    <firstName>Oracle1000001</firstName>
    <address1>Some address1</address1>
    <address2>Some address2</address2>
    <city>Austin</city>
    <state>TX</state>
    <postalCode>78759</postalCode>
    <country>US</country>
    <telephoneLocalNumber>5125550100</telephoneLocalNumber>
  </customerInfo>
  <exceptionCount>100</exceptionCount>
  <customerType>Gold</customerType>
  <notes>by ReturnsCustomerImport</notes>
</ReturnsCustomer>
<ReturnsCustomer>
  <positiveID>
    <number>MDAxMsKg61DLRZTaT1HkTWB9Mqc=</number>
    <type>DriversLicense</type>
    <issuerCountry>US</issuerCountry>
    <issuerState>TX</issuerState>
    <issued>2005-01-01</issued>
    <expiration>2030-01-01</expiration>
  </positiveID>
  <customerInfo>
    <lastName>TX1000002</lastName>
    <firstName>Oracle1000002</firstName>
    <address1>Some address1</address1>
    <address2>Some address2</address2>
    <city>Austin</city>
    <state>TX</state>
    <postalCode>78759</postalCode>
    <country>US</country>
    <telephoneLocalNumber>5125550100</telephoneLocalNumber>
  </customerInfo>
  <exceptionCount>100</exceptionCount>
  <customerType>Gold</customerType>
```

```

    <notes>by ReturnsCustomerImport</notes>
  </ReturnsCustomer>
</ReturnsCustomers>

```

ScanSheet Import

Table C-12 identifies the element mapping for the ScanSheetImport.xsd file.

Table C-12 ScanSheet Import XSD Element Mapping Table

Log/Physical table	Target	Physical Column Name	Data Type	XSD Element/Attribute Path	Notes
ScanSheet CO_CFG_SC_SHT	ScanSheetComponentID	ID_SC_SHT_COM	INTEGER	ScanSheetImport/ScanSheet/ScanSheetComponentID	Should be unique. (Should also have data for CO_CFG_SC_SHT_I8 Components to work properly).
	ItemID	ID_ITM	VARCHAR(14)	ScanSheetImport/ScanSheet/ItemID	Occurs only if TY_COM is 'I' (Should be one of the existing Items in AS_ITM table).
	CategoryID	ID_CTGY	VARCHAR(14)	ScanSheetImport/ScanSheet/CategoryID	Occurs only if TY_COM is 'C'. (Should match with NM_CTGY of CO_CFG_SC_SHT_I8 table and its corresponding replica here).
	ScanSheetComponentOrder	AI_ORD	INTEGER	ScanSheetImport/ScanSheet/ScanSheetComponentOrder	NA
	ComponentType	TY_COM	VARCHAR(1)	ScanSheetImport/ScanSheet/ComponentType	Either 'C' or 'I' (Category or Item).
	ParentCategoryID	ID_CTGY_PRNT	VARCHAR(14)	ScanSheetImport/ScanSheet/ParentCategoryID	Should be one of the ID_CTGY. (Should match with NM_CTGY of CO_CFG_SC_SHT_I8 table and its corresponding replica here).
ScanSheetI18N CO_CFG_SC_SHT_I8	ScanSheetComponentID	ID_SC_SHT_COM	INTEGER	ScanSheetImport/ScanSheetI18N/ScanSheetComponentID	Should be unique
	Locale	LCL	VARCHAR(10)	ScanSheetImport/ScanSheetI18N/Locale	NA

Table C-12 (Cont.) ScanSheet Import XSD Element Mapping Table

Log/Physical table	Target	Physical Column Name	Data Type	XSD Element/Attribute Path	Notes
	CategoryName	NM_CTGY	VARCHAR(120)	ScanSheetImport/ScanSheetI18N/CategoryName	NA
	ComponentImage	DO_SC_COM_IMG	BLOB	ScanSheetImport/ScanSheetI18N/ScanSheetImageFileName	Image File
	ComponentImageLocationURL	COM_IMG_LOC	VARCHAR(200)	ScanSheetImport/ScanSheetI18N/ScanSheetImageLocation	Image File Location

The following is an example ScanSheet Import XSD file.

Example C-17 ScanSheetImport.xsd

```
<xs:schema xmlns:xs="http://www.w3.org/2001/XMLSchema"
  elementFormDefault="qualified">
  <xs:annotation>
  <xs:documentation>
  ScanSheet Import Schema. Copyright 2008 Oracle. All rights reserved.
```

Use this schema in conjunction with a Oracle Store Systems Data Dictionary and the relations between the element and attribute names should be apparent.

```
</xs:documentation>
</xs:annotation>

<xs:include schemaLocation="../../../CommonImport.xsd" />
<xs:element name="ScanSheetImport" type="ScanSheetImport_type">
  <xs:annotation>
  <xs:documentation>
  Top-level element holding a collection of ScanSheet elements.
  </xs:documentation>
  </xs:annotation>
</xs:element>

<xs:complexType name="ScanSheetImport_type">
  <xs:sequence>
  <xs:element name="ScanSheet" type="ScanSheet_type" minOccurs="0"
  maxOccurs="unbounded" />
  <xs:element name="ScanSheetI18N" type="ScanSheetI18N_type" minOccurs="0"
  maxOccurs="unbounded" />
  </xs:sequence>
  <xs:attribute name="Priority" type="xs:int" />
  <xs:attribute name="FillType" type="FillType_type" use="required" />
  <xs:attribute name="Version" type="xs:string" />
  <xs:attribute name="Batch" type="xs:int" />
  <xs:attribute name="CreationDate" type="xs:dateTime" />
  <xs:attribute name="ExpirationDate" type="xs:dateTime" />
</xs:complexType>

<xs:complexType name="ScanSheet_type">
  <xs:annotation>
  <xs:documentation>
```


Represents a single ScanSheet's information. Each Address, Telephone and Email should have a different Type because the Type becomes part of the primary key for that record.

```

</xs:documentation>
</xs:annotation>

<xs:attribute name="ChangeType" type="xs:string" use="required" />
<xs:attribute name="ScanSheetComponentID" type="xs:int" use="required" />
<xs:attribute name="ItemID" type="xs:string" />
<xs:attribute name="CategoryID" type="xs:string" />
<xs:attribute name="ScanSheetComponentOrder" type="xs:int" />
<xs:attribute name="ComponentType" type="xs:string" />
<xs:attribute name="ParentCategoryID" type="xs:string" />
</xs:complexType>

<xs:complexType name="ScanSheetI18N_type">
<xs:annotation>
<xs:documentation>
Represents a single business's information. In this case, setting
any person attributes, like FirstName would be for the company's
contact.
</xs:documentation>
</xs:annotation>

<xs:attribute name="ChangeType" type="xs:string" use="required" />
<xs:attribute name="ScanSheetComponentID" type="xs:int" use="required" />
<xs:attribute name="Locale" type="xs:string" use="required" />
<xs:attribute name="CategoryName" type="xs:string" />
<xs:attribute name="ScanSheetImageFileName" type="xs:string">
<xs:annotation>
<xs:documentation>
A file name specified here is expected to be a JPG or other
image file existing in the same bundle as the XML file. The
image will be imported as a blob into the database.
</xs:documentation>
</xs:annotation>
</xs:attribute>
<xs:attribute name="ScanSheetImageLocation" type="xs:string">
<xs:annotation>
<xs:documentation>
This locations should be a valid url for use by the application
in retrieving images.
</xs:documentation>
</xs:annotation>
</xs:attribute>
</xs:complexType>

</xs:schema>

```

The following is an example ScanSheet Import XML file.

Example C-18 ScanSheetImport.xml Full Incremental

```

<ScanSheetImport xmlns:xsi="http://www.w3.org/2001/XMLSchema-instance"
  xsi:noNamespaceSchemaLocation="ScanSheetImport.xsd"
  Priority="0"
  FillType="FullIncremental"
  Version="1.0"
  Batch="1"
  CreationDate="2001-12-17T09:30:47.0Z"

```

```
ExpirationDate="2027-12-17T09:30:47.0Z">

<ScanSheetI18N
  ChangeType="UPS"
  ScanSheetComponentID="67"
  Locale="en"
  CategoryName="software"
  ScanSheetImageFileName="001.jpg">
</ScanSheetI18N>

<ScanSheetI18N
  ChangeType="UPS"
  ScanSheetComponentID="80"
  Locale="en"
  CategoryName="TEST"
  ScanSheetImageFileName="001.jpg">
</ScanSheetI18N>

<ScanSheetI18N
  ChangeType="UPD"
  ScanSheetComponentID="67"
  Locale="en"
  CategoryName="softwares">
</ScanSheetI18N>

<ScanSheetI18N
  ChangeType="UPS"
  ScanSheetComponentID="68"
  Locale="en"
  CategoryName="pedals"
  ScanSheetImageFileName="002.jpg">
</ScanSheetI18N>

<ScanSheet
  ChangeType="UPS"
  ScanSheetComponentID="67"
  CategoryID="softwares"
  ScanSheetComponentOrder="13"
  ComponentType="C">
</ScanSheet>

<ScanSheet
  ChangeType="UPS"
  ScanSheetComponentID="69"
  ItemID="1234"
  ScanSheetComponentOrder="1"
  ComponentType="I"
  ParentCategoryID="softwares">
</ScanSheet>

<ScanSheet
  ChangeType="UPS"
  ScanSheetComponentID="68"
  CategoryID="pedals"
  ScanSheetComponentOrder="14"
  ComponentType="C">
</ScanSheet>

<ScanSheet
  ChangeType="UPS"
```

```

ScanSheetComponentID="80"
CategoryID="TEST"
ScanSheetComponentOrder="15"
ComponentType="C">
</ScanSheet>

<ScanSheet
ChangeType="UPS"
ScanSheetComponentID="70"
ItemID="911"
ScanSheetComponentOrder="1"
ComponentType="I"
ParentCategoryID="pedals">
</ScanSheet>

<ScanSheet
ChangeType="UPS"
ScanSheetComponentID="83"
ItemID="917"
ScanSheetComponentOrder="1"
ComponentType="I"
ParentCategoryID="TEST">
</ScanSheet>
</ScanSheetImport>

```

Store Hierarchy Import

Table C–13 identifies the PreloadData element mapping for the StoreHierarchyImport.xsd file.

Table C–13 Store Hierarchy Import XSD Preload Data Mapping Table

Log/Physical table	Target	Physical Column Name	Data Type	XSD Element/Attribute Path	Notes
StoreRegions LO_STR_RGN	RegionID	ID_STR_RGN(LO_STR_DSTRCT, PA_STR_RTL)	VARCHAR(14)	PreloadData/StoreRegion/RegionID	NA
	RegionName	NM_STR_RGN	VARCHAR(120)	PreloadData/StoreRegion/RegionName PreloadData/StoreRegion/LocalizedRegionName@Name	NM_* is either <*Name> or <Localized*Name@Name>. If a <Localized*Name@Name> element is not found for a supported language (locale), the last <Localized*Name@Name> in the list is used for that language.
	RecordCreate Timestamp	TS_CRT_RCRD	TIMESTAMP	Now()	NA
	RecordModify Timestamp	TS_MDF_RCRD	TIMESTAMP	Now()	NA

Table C-13 (Cont.) Store Hierarchy Import XSD Preload Data Mapping Table

Log/Physical table	Target	Physical Column Name	Data Type	XSD Element/Attribute Path	Notes
StoreRegions18N LO_STR_RGN_I8	RegionID	ID_STR_RGN	VARCHAR(14)	PreloadData/StoreRegion/RegionID	NA
	Locale	LCL	VARCHAR(10)	PreloadData/StoreRegion/LocalizedRegionName@Language	LCL is a supported language in the system, for example, "en" or "en_US". If an exact match is not found in the <Localized*Name> list, the best match, or last value in the list is used.
	RegionName	NM_STR_RGN	VARCHAR(120)	PreloadData/StoreRegion/RegionName PreloadData/StoreRegion/LocalizedRegionName@Name	NM_* is either <*Name> or <Localized*Name@Name>. If a <Localized*Name@Name> element is not found for a supported language (locale), the last <Localized*Name@Name> in the list is used for that language. The length here is defined as the length of single byte string. If multibyte characters are used, the max length should be $120/4 = 30$.
StoreDistricts LO_STR_DSTRCT	DistrictID	ID_STR_DISTRCT	VARCHAR(14)	PreloadData/StoreDistrict/DistrictID	NA
	RegionID	ID_STR_RGN	VARCHAR(14)	PreloadData/StoreDistrict/RegionID	NA
	DistrictName	NM_STR_DSTRCT	VARCHAR(120)	PreloadData/StoreDistrict/DistrictName PreloadData/StoreDistrict/LocalizedDistrictName@Name	NM_* is either <*Name> or <Localized*Name@Name>. If a <Localized*Name@Name> element is not found for a supported language (locale), the last <Localized*Name@Name> in the list is used for that language.
	RecordCreate Timestamp	TS_CRT_RCRD	TIMESTAMP	Now()	NA
RecordModify Timestamp	TS_MDF_RCRD	TIMESTAMP	Now()	NA	

Table C-13 (Cont.) Store Hierarchy Import XSD Preload Data Mapping Table

Log/Physical table	Target	Physical Column Name	Data Type	XSD Element/Attribute Path	Notes
StoreDistrictsI18N LO_STR_DSTRCT_I18	DistrictID	ID_STR_DISTRCT	VARCHAR(14)	PreloadData/StoreDistrict/DistrictID	NA
	Locale	LCL	VARCHAR(10)	PreloadData/StoreDistrict/LocalizedDistrictName@Language	LCL is a supported language in the system, for example, en or en_US. If an exact match is not found in the <Localized*Name> list, the best match, or last value in the list is used.
	DistrictName	NM_STR_DSTRCT	VARCHAR(120)	PreloadData/StoreDistrict/DistrictName PreloadData/StoreDistrict/LocalizedDistrictName@Name	NM_* is either <*Name> or <Localized*Name@Name>. If a <Localized*Name@Name> element is not found for a supported language (locale), the last <Localized*Name@Name> in the list is used for that language. The length here is defined as the length of single byte string. If multibyte characters are used, the max length should be 120/4 = 30.
RetailStore PA_STR_RTL	RetailStoreID	ID_STR_RT	VARCHAR(5)	PreloadData/RetailStore/RetailStoreID	NA
	LocationName	NM_LOC	VARCHAR(150)	PreloadData/RetailStore/LocationName PreloadData/RetailStore/LocalizedLocationName@Name	NM_* is either <*Name> or <Localized*Name@Name>. If a <Localized*Name@Name> element is not found for a supported language (locale), the last <Localized*Name@Name> in the list is used for that language.
	DistrictID	ID_STR_DSTRCT	VARCHAR(14)	PreloadData/RetailStore/DistrictID	NA
	RegionID	ID_STR_RGN	VARCHAR(14)	PreloadData/RetailStore/RegionID	NA

Table C-13 (Cont.) Store Hierarchy Import XSD Preload Data Mapping Table

Log/Physical table	Target	Physical Column Name	Data Type	XSD Element/Attribute Path	Notes
	GeoCode	ID_CD_GEO	VARCHAR(10)	PreloadData/RetailStore/GeoCode	NA
	RecordCreateTimestamp	TS_CRT_RCRD	TIMESTAMP	Now()	NA
	RecordModifyTimestamp	TS_MDF_RCRD	TIMESTAMP	Now()	NA
RetailStoreI18N PA_STR_RTL_I8	RetailStoreID	ID_STR_RT	VARCHAR(5)	PreloadData/RetailStore/RetailStoreID	NA
	Locale	LCL	VARCHAR(10)	PreloadData/RetailStore/LocalizedLocationName@Language	LCL is a supported language in the system, for example, en or en_US. If an exact match is not found in the <Localized*Name> list, the best match, or last value in the list is used.
	LocationName	NM_LOC	VARCHAR(150)	PreloadData/RetailStore/LocationName PreloadData/RetailStore/LocalizedLocationName	NM_* is either <*Name> or <Localized*Name@Name>. If a <Localized*Name@Name> element is not found for a supported language (locale), the last <Localized*Name@Name> in the list is used for that language. The length here is defined as the length of single byte string. If multibyte characters are used, the max length should be 120/4 = 30.
Address LO_ADS	AddressID	ID_ADS	INTEGER	PreloadData/RetailStore/Address/AddressID	NA
	AddressTypeCode	TY_ADS	VARCHAR(30)	PreloadData/RetailStore/Address/AddressTypeCode	Home=0 Work=0 Mail=3 Other=2
	PartyID	ID_PRTY	INTEGER	NA	Derive from TY_ADS
	ContactAddress Line1	A1_CNCT	VARCHAR(240)	PreloadData/RetailStore/Address/AddressLine1	NA
	ContactAddress Line2	A2_CNCT	VARCHAR(240)	PreloadData/RetailStore/Address/AddressLine2	NA

Table C–13 (Cont.) Store Hierarchy Import XSD Preload Data Mapping Table

Log/Physical table	Target	Physical Column Name	Data Type	XSD Element/Attribute Path	Notes
	ContactAddressLine3	A3_CNCT	VARCHAR(240)	PreloadData/RetailStore/Address/AddressLine3	NA
	ContactAddressCity	CI_CNCT	VARCHAR(120)	PreloadData/RetailStore/Address/City	NA
	ContactAddressState	ST_CNCT	VARCHAR(30)	PreloadData/RetailStore/Address/State	NA
	ContactAddressPostalCode	PC_CNCT	VARCHAR(30)	PreloadData/RetailStore/Address/PostalCode	NA
	ContactAddressTerritory	TE_CNCT	VARCHAR(120)	PreloadData/RetailStore/Address/Territory	NA
	ContactAddressCountry	CO_CNCT	VARCHAR(30)	PreloadData/RetailStore/Address/Country	NA
	ContactTelephoneCountryCode	CC_CNCT	VARCHAR(30)	PreloadData/RetailStore/Address/TelephoneCountryCode	NA
	ContactTelephoneAreaCode	TA_CNCT	VARCHAR(3)	PreloadData/RetailStore/Address/TelephoneAreaCode	NA
	ContactTelephoneLocalNumber	TL_CNCT	VARCHAR(30)	PreloadData/RetailStore/Address/TelephoneLocalNumber	NA

Table C–14 identifies the element mapping for the StoreHierarchyImport.xsd file.

Table C-14 Store Hierarchy Import XSD Element Mapping Table

Log/Physical table	Target	Physical Column Name	Data Type	XSD Element/Attribute Path	Notes
RetailStoreGroup Function CO_STRGP_FNC	RetailStore Group FunctionID	ID_ STRGP_ FNC	INTEGER	HierarchyList/Hierarchy@FunctionID	NA
	RetailStore GroupFunction Name	NM_ STRGP_ FNC	VARCHAR(120)	HierarchyList/Hierarchy@Name HierarchyList/Hierarchy/LocalizedName@Name	NM_STRGP_FNC is either <Hierarchy@Name> or <LocalizedName@Name>; <LocalizedName@Name> takes precedence. If a <LocalizedName@Name> element is not found for a supported language (locale), the last <LocalizedName@Name> in the list is used for that language.
	MultipleStore GroupParentCode	CD_ STRGP_ MULT_ PRNT	INTEGER	No mapping available	NA
	RecordCreate Timestamp	TS_CRT_ RCRD	TIMESTAMP	Now()	NA
	RecordModify Timestamp	TS_MDF_ RCRD	TIMESTAMP	Now()	NA
RetailStoreGroup FunctionI18N CO_STRGP_FNC_I8	RetailStoreGroupFunctionID	ID_ STRGP_ FNC	INTEGER	HierarchyList/Hierarchy@FunctionID	NA
	Locale	LCL	VARCHAR(10)	HierarchyList/Hierarchy/LocalizedName@Language	LCL is a supported language in the system, e.g., "en" or "en_US". If an exact match is not found in the <Localized*Name> list, the best match, or last value in the list is used.

Table C-14 (Cont.) Store Hierarchy Import XSD Element Mapping Table

Log/Physical table	Target	Physical Column Name	Data Type	XSD Element/Attribute Path	Notes
	RetailStoreGroupFunctionName	NM_STRGP_FNC	VARCHAR(120)	HierarchyList/Hierarchy@Name HierarchyList/Hierarchy/LocalizedName@Name	NM_STRGP_FNC is either <Hierarchy@Name> or <LocalizedName@Name>; <LocalizedName@Name> takes precedence. If a <LocalizedName@Name> element is not found for a supported language (locale), the last <LocalizedName@Name> in the list is used for that language. The length here is defined as the length of single byte string. If multibyte characters are used, the max length should be 120/4 = 30.
RetailStoreGroupLevel CO_STRGP_LV	RetailStoreGroupFunctionID	ID_STRGP_FNC	INTEGER	HierarchyList/Hierarchy@FunctionID	NA
	StoreHierarchyLevelID	ID_STRGP_LV	INTEGER	HierarchyList/Hierarchy/LevelList/Level@ID	NA
	RetailStoreGroupLevelParent	ID_STRGP_LV_PRNT	INTEGER	HierarchyList/Hierarchy/LevelList/Level@ParentID	NA
	RetailStoreGroupLevelName	NM_STRGP_LV	VARCHAR(120)	HierarchyList/Hierarchy/LevelList/Level@Name HierarchyList/Hierarchy/LevelList/Level/LocalizedName@Name	NM_STRGP_LV is either <Level@Name> or <LocalizedName@Name>; <LocalizedName@Name> takes precedence. If a <LocalizedName@Name> element is not found for a supported language (locale), the last <LocalizedName@Name> in the list is used for that language.
	RecordCreateTimestamp	TS_CRT_RCRD	TIMESTAMP	Now()	NA
	RecordModifyTimestamp	TS_MDF_RCRD	TIMESTAMP	Now()	NA
AssociatedRetailStoreGroup ST_ASCTN_STRGP	RetailStoreGroupFunctionID	ID_STRGP_FNC	INTEGER	HierarchyList/Hierarchy@FunctionID	NA

Table C-14 (Cont.) Store Hierarchy Import XSD Element Mapping Table

Log/Physical table	Target	Physical Column Name	Data Type	XSD Element/Attribute Path	Notes
	RetailStoreGroupParentID	ID_STRGP_PRNT	VARCHAR(14)	HierarchyList/Hierarchy/NodeList/Node@ParentNodeID	NA
	RetailStoreGroupChildID	ID_STRGP_CHLD	VARCHAR(14)	HierarchyList/Hierarchy/NodeList/Node@ID	NA
	RecordCreateTimestamp	TS_CRT_RCRD	TIMESTAMP	Now()	NA
	RecordModifyTimestamp	TS_MDF_RCRD	TIMESTAMP	Now()	NA
AssociatedRetailStoreStoreGroup ST_ASCNTN_STRGP_STR	RetailStoreID	ID_STR_RT	VARCHAR(5)	HierarchyList/Hierarchy/NodeList/RetailStoreID	NA
	RetailStoreGroupID	ID_STRGP	VARCHAR(14)	HierarchyList/Hierarchy/NodeList/Node@ID	NA
	RetailStoreGroupFunctionID	ID_STRGP_FNC	INTEGER	HierarchyList/Hierarchy@FunctionID	NA
	RecordCreateTimestamp	TS_CRT_RCRD	TIMESTAMP	Now()	NA
	RecordModifyTimestamp	TS_MDF_RCRD	TIMESTAMP	Now()	NA
RetailStoreGroupCO_STRGP	RetailStoreGroupID	ID_STRGP	VARCHAR(14)	HierarchyList/Hierarchy/NodeList/Node@ID	NA
	RetailStoreGroupFunctionID	ID_STRGP_FNC	INTEGER	HierarchyList/Hierarchy@FunctionID	NA
	ParentStoreHierarchyLevelID	ID_STRGP_LV	INTEGER	HierarchyList/Hierarchy/NodeList/Node@LevelID	NA
	RetailStoreGroupName	NM_STRGP	VARCHAR(120)	HierarchyList/Hierarchy/NodeList/Node@Name HierarchyList/Hierarchy/NodeList/Node/LocalizedNameDescription@Name	NM_STRGRP is either <Node@Name> or <LocalizedDescriptionName@Name>; <LocalizedDescriptionName@Name> takes precedence. If a <LocalizedDescriptionName@Name> element is not found for a supported language (locale), the last <LocalizedDescriptionName@Name> in the list is used for that language.

Table C-14 (Cont.) Store Hierarchy Import XSD Element Mapping Table

Log/Physical table	Target	Physical Column Name	Data Type	XSD Element/Attribute Path	Notes
	RetailStore Group Description	DE_STRGP	VARCHAR(250)	HierarchyList/Hierarchy/NodeList/Node@Description	NA
	RecordCreate Timestamp	TS_CRT_RCRD	TIMESTAMP	Now()	NA
	RecordModify Timestamp	TS_MDF_RCRD	TIMESTAMP	Now()	NA
StoreHierarchy ST_STR_HRY	StoreHierarchy GroupID	ID_STRGP	VARCHAR(14)	HierarchyList/Hierarchy/NodeList/Node@ID	NA
	RetailStoreID	ID_STR_RT	VARCHAR(5)	HierarchyList/Hierarchy/NodeList/RetailStoreID	NA
	RecordCreate Timestamp	TS_CRT_RCRD	TIMESTAMP	Now()	NA
	RecordModify Timestamp	TS_MDF_RCRD	TIMESTAMP	Now()	NA

The following is an example Store Hierarchy Import XSD file.

Example C-19 StoreHierarchyImport.xsd

```
<?xml version="1.0" encoding="UTF-8" ?>
<xs:schema xmlns:xs="http://www.w3.org/2001/XMLSchema"
elementFormDefault="qualified">

  <xs:annotation><xs:documentation>
Store Hierarchy Import Schema. Copyright 2008 Oracle Inc. All rights reserved.

Use this schema in conjunction with a Oracle Store Systems Data Dictionary
and the relations between the element and attribute names should be
apparent.
</xs:documentation></xs:annotation>

  <xs:include schemaLocation="../common.xsd"/>

  <xs:element name="StoreHierarchy">
  <xs:annotation><xs:documentation>
Top level element containing the hierarchy and the data that must be
preloaded before the hierarchy.
</xs:documentation></xs:annotation>
  <xs:complexType>
  <xs:sequence>
  <xs:element name="PreloadData" type="PreloadData_type" minOccurs="0"
maxOccurs="1">
  <xs:annotation>
  <xs:documentation>
The data that must be preloaded into the datasource
before the actual hierarchy is persisted.
Consists of regions, districts and stores.
</xs:documentation>
  </xs:annotation>
  </xs:sequence>
  </xs:complexType>
  </xs:element>
</xs:schema>
```

```

</xs:element>
<xs:element name="HierarchyList" type="HierarchyList_type" minOccurs="0"
maxOccurs="unbounded">
<xs:annotation>
<xs:documentation>
The actual store hierarchy data being imported. Contains
a grouping (list) of hierarchies.
</xs:documentation>
</xs:annotation>
</xs:element>
</xs:sequence>
<xs:attribute name="FillType" type="FillType_subtype" use="required"/>
<xs:attribute name="CreationDate" type="xs:dateTime"/>
<xs:attribute name="ExpirationDate" type="xs:dateTime"/>
<xs:attribute name="Version" type="xs:string"/>
<xs:attribute name="Priority" type="xs:int"/>
<xs:attribute name="Batch" type="xs:int"/>
</xs:complexType>
</xs:element>

<xs:complexType name="PreloadData_type">
<xs:sequence>
<xs:element name="StoreRegion" type="StoreRegion_type" minOccurs="0"
maxOccurs="unbounded" />
<xs:element name="StoreDistrict" type="StoreDistrict_type" minOccurs="0"
maxOccurs="unbounded" />
<xs:element name="RetailStore" type="RetailStore_type" minOccurs="0"
maxOccurs="unbounded" />
</xs:sequence>
</xs:complexType>

<xs:complexType name="StoreRegion_type">
<xs:sequence>
<xs:element name="ChangeType" type="ChangeType_type" maxOccurs="1" minOccurs="1"
/>
<xs:element name="RegionID" type="xs:string" maxOccurs="1" minOccurs="1"/>
<xs:choice>
<xs:element name="RegionName" type="xs:string" maxOccurs="1" minOccurs="0"/>
<xs:element name="LocalizedRegionName" type="LocalizedNameDescription_type"
maxOccurs="unbounded" minOccurs="0"/>
</xs:choice>
</xs:sequence>
</xs:complexType>

<xs:complexType name="StoreDistrict_type">
<xs:sequence>
<xs:element name="ChangeType" type="ChangeType_type" maxOccurs="1" minOccurs="1"
/>
<xs:element name="DistrictID" type="xs:string" maxOccurs="1" minOccurs="1"/>
<xs:element name="RegionID" type="xs:string" maxOccurs="1" minOccurs="1"/>
<xs:choice>
<xs:element name="DistrictName" type="xs:string" maxOccurs="1" minOccurs="0"/>
<xs:element name="LocalizedDistrictName" type="LocalizedNameDescription_type"
maxOccurs="unbounded" minOccurs="0"/>
</xs:choice>
</xs:sequence>
</xs:complexType>

<xs:complexType name="RetailStore_type">

```

```

<xs:sequence>
  <xs:element name="ChangeType" type="ChangeType_type" maxOccurs="1" minOccurs="1"
  />
  <xs:element name="RetailStoreID" type="RetailStoreId_type" maxOccurs="1"
  minOccurs="1"/>
  <xs:choice>
    <xs:element name="LocationName" type="xs:string" maxOccurs="1" minOccurs="0"/>
    <xs:element name="LocalizedLocationName" type="LocalizedNameDescription_type"
    maxOccurs="unbounded" minOccurs="0"/>
  </xs:choice>
  <xs:element name="DistrictID" type="xs:string" maxOccurs="1" minOccurs="0"/>
  <xs:element name="RegionID" type="xs:string" maxOccurs="1" minOccurs="0"/>
  <xs:element name="GeoCode" type="xs:string" maxOccurs="1" minOccurs="0"/>
  <xs:element name="Address" type="Address_type" maxOccurs="1" minOccurs="0" />
</xs:sequence>
</xs:complexType>

<xs:complexType name="Address_type">
  <xs:sequence>
    <xs:element name="AddressID" type="xs:int" maxOccurs="1" minOccurs="1"/>
    <xs:element name="AddressTypeCode" maxOccurs="1" minOccurs="1">
      <xs:simpleType>
        <xs:restriction base="xs:string">
          <xs:enumeration value="Home"></xs:enumeration>
          <xs:enumeration value="Work"></xs:enumeration>
          <xs:enumeration value="Mail"></xs:enumeration>
          <xs:enumeration value="Other"></xs:enumeration>
        </xs:restriction>
      </xs:simpleType>
    </xs:element>
    <xs:element name="AddressLine1" type="xs:string" maxOccurs="1" minOccurs="1"/>
    <xs:element name="AddressLine2" type="xs:string" maxOccurs="1" minOccurs="0"/>
    <xs:element name="AddressLine3" type="xs:string" maxOccurs="1" minOccurs="0"/>
    <xs:element name="City" type="xs:string" maxOccurs="1" minOccurs="1"/>
    <xs:element name="State" type="xs:string" maxOccurs="1" minOccurs="0"/>
    <xs:element name="PostalCode" type="xs:string" maxOccurs="1" minOccurs="1"/>
    <xs:element name="Territory" type="xs:string" maxOccurs="1" minOccurs="0"/>
    <xs:element name="Country" type="xs:string" maxOccurs="1" minOccurs="0"/>
    <xs:element name="TelephoneCountryCode" type="xs:string" maxOccurs="1"
    minOccurs="0"/>
    <xs:element name="TelephoneAreaCode" type="xs:string" maxOccurs="1"
    minOccurs="0"/>
    <xs:element name="TelephoneLocalNumber" type="xs:string" maxOccurs="1"
    minOccurs="0"/>
  </xs:sequence>
</xs:complexType>

<xs:complexType name="HierarchyList_type">
  <xs:sequence>
    <xs:element name="Hierarchy" type="Hierarchy_type" minOccurs="0"
    maxOccurs="unbounded" />
  </xs:sequence>
</xs:complexType>

<xs:complexType name="Hierarchy_type">
  <xs:sequence>
    <xs:element name="LocalizedName" type="LocalizedNameDescription_type"
    maxOccurs="unbounded" minOccurs="0"/>
    <xs:element name="LevelList" type="LevelList_type" minOccurs="0" maxOccurs="1" />
    <xs:element name="NodeList" type="NodeList_type" minOccurs="0" maxOccurs="1" />
  </xs:sequence>
</xs:complexType>

```

```

</xs:sequence>
<xs:attribute name="FunctionID" type="xs:int" use="required" />
<xs:attribute name="Name" type="xs:string"/>
</xs:complexType>

<xs:complexType name="LevelList_type">
<xs:sequence>
<xs:element name="Level" type="Level_type" minOccurs="0" maxOccurs="unbounded" />
</xs:sequence>
</xs:complexType>

<xs:complexType name="NodeList_type">
<xs:sequence>
<xs:element name="Node" type="Node_type" minOccurs="0" maxOccurs="unbounded" />
</xs:sequence>
</xs:complexType>

<xs:complexType name="Level_type">
<xs:sequence>
<xs:element name="LocalizedName" type="LocalizedNameDescription_type"
minOccurs="0" maxOccurs="unbounded" />
</xs:sequence>
<xs:attribute name="ID" type="xs:int" use="required">
<!--
=====
RESTRICTION 1:
The following restriction may be imposed if we want to limit the number of level
IDs in the store
hierarchy. The enumeration will contain the level IDs starting from zero, and will
correspond with
the number of levels within the store hierarchy.
=====
<xs:simpleType>
<xs:restriction base="xs:NMTOKEN">
<xs:enumeration value="0"/>
<xs:enumeration value="1"/>
<xs:enumeration value="2"/>
<xs:enumeration value="3"/>
</xs:restriction>
</xs:simpleType>
-->
</xs:attribute>
<xs:attribute name="Name" type="xs:string">
<!--
=====
RESTRICTION 2:
The following restriction may be imposed if we want to limit the number of levels
in the store
hierarchy. The enumeration will contain the store hierarchy level names, which
should have a
corresponding level ID in the attribute, above.
=====
<xs:simpleType>
<xs:restriction base="xs:NMTOKEN">
<xs:enumeration value="Level1"/>
<xs:enumeration value="Level2"/>
<xs:enumeration value="Level3"/>
<xs:enumeration value="root"/>
</xs:restriction>
</xs:simpleType>

```

```

-->
</xs:attribute>
<xs:attribute name="ParentID" type="xs:int">
<xs:annotation><xs:documentation>
If the parent id is missing, this is assumed to be the root.
</xs:documentation></xs:annotation>
<!--
=====
RESTRICTION 3:
The following restriction may be imposed to tie a specific parent level to the
current node
within the store hierarchy. Ensure that the IDs defined in RESTRICTION 1 will
correspond to the
IDs defined in the enumeration of this restriction.
=====
<xs:simpleType>
<xs:restriction base="xs:NMTOKEN">
<xs:enumeration value="0" />
<xs:enumeration value="1" />
<xs:enumeration value="2" />
</xs:restriction>
</xs:simpleType>
-->
</xs:attribute>
</xs:complexType>

<xs:complexType name="Node_type">
<xs:sequence>
<xs:element name="LocalizedNameDescription" type="LocalizedNameDescription_type"
minOccurs="0" maxOccurs="unbounded" />
<xs:element name="RetailStoreId" type="RetailStoreId_type" minOccurs="0"
maxOccurs="unbounded" />
</xs:sequence>
<xs:attribute name="ID" type="xs:int" use="required" />
<xs:attribute name="Name" type="xs:string" />
<xs:attribute name="Description" type="xs:string" />
<xs:attribute name="LevelID" type="xs:int" use="required">
<!--
=====
RESTRICTION 4:
The following restriction may be imposed if we want to limit the number of levels
within
the store hierarchy. The number of levels should correspond with the number of
level
IDs imposed by RESTRICTION 1.
=====
<xs:simpleType>
<xs:restriction base="xs:NMTOKEN">
<xs:enumeration value="0" />
<xs:enumeration value="1" />
<xs:enumeration value="2" />
<xs:enumeration value="3" />
</xs:restriction>
</xs:simpleType>
-->
</xs:attribute>
<xs:attribute name="ParentNodeID" type="xs:int" />
</xs:complexType>

<xs:simpleType name="FillType_subtype">

```

```

<xs:restriction base="xs:string">
<xs:enumeration value="KillAndFill"/>
<xs:enumeration value="FullIncremental">
<xs:annotation><xs:documentation>
Usage of FullIncremental with a StoreHierarchyImport is
strictly restricted to the PreloadData elements. This means
only Regions, Districts and Stores can be ADDED, UPdated
or DELETED via FullIncremental. No HierarchyList elements
may be processed in this way.
</xs:documentation></xs:annotation>
</xs:enumeration>
</xs:restriction>
</xs:simpleType>

</xs:schema>

```

The following is an example Store Hierarchy Import XML file.

Example C-20 StoreHierarchyImport.xml

```

<?xml version="1.0" encoding="UTF-8"?>
<StoreHierarchy xmlns:xsi="http://www.w3.org/2001/XMLSchema-instance"
xsi:noNamespaceSchemaLocation="StoreHierarchyImport.xsd"
Priority="0"
FillType="KillAndFill"
Version="1.0"
Batch="1"
CreationDate="2001-12-17T09:30:47.0Z"
ExpirationDate="2027-12-17T09:30:47.0Z">
<PreloadData>
<StoreRegion>
<ChangeType>ADD</ChangeType>
<RegionID>00001</RegionID>
<RegionName>Texas</RegionName>
</StoreRegion>
<StoreRegion>
<ChangeType>ADD</ChangeType>
<RegionID>00002</RegionID>
<LocalizedRegionName Name="in zh Florida" Description="in zh Florida desc"
Language="zh" Country="CH"/>
<LocalizedRegionName Name="in fr Florida" Language="fr" Country="FR"/>
</StoreRegion>
<StoreRegion>
<ChangeType>ADD</ChangeType>
<RegionID>00003</RegionID>
<LocalizedRegionName Name="in en Louisiana" Language="en" Country="US"/>
<LocalizedRegionName Name="in zh Louisiana" Language="zh" Country="CH"/>
<LocalizedRegionName Name="in fr Louisiana" Language="fr" Country="FR"/>
</StoreRegion>
<StoreRegion>
<ChangeType>ADD</ChangeType>
<RegionID>00004</RegionID>
<LocalizedRegionName Name="in en New Mexico" Language="en" Country="US"/>
<LocalizedRegionName Name="in zh New Mexico" Language="zh" Country="CH"/>
<LocalizedRegionName Name="in fr New Mexico" Language="fr" Country="FR"/>
</StoreRegion>
<StoreDistrict>
<ChangeType>ADD</ChangeType>
<DistrictID>00001</DistrictID>
<RegionID>00001</RegionID>

```



```

<DistrictName>Round Rock</DistrictName>
</StoreDistrict>
<StoreDistrict>
<ChangeType>ADD</ChangeType>
<DistrictID>00002</DistrictID>
<RegionID>00001</RegionID>
<LocalizedDistrictName Name="in zh Austin" Description="in zh Austin desc"
Language="zh" Country="CH"/>
<LocalizedDistrictName Name="in fr Austin" Language="fr" Country="FR"/>
</StoreDistrict>
<StoreDistrict>
<ChangeType>ADD</ChangeType>
<DistrictID>00003</DistrictID>
<RegionID>00001</RegionID>
<LocalizedDistrictName Name="in en Cedar Park" Language="en" Country="US"/>
<LocalizedDistrictName Name="in zh Cedar Park" Language="zh" Country="CH"/>
<LocalizedDistrictName Name="in fr Cedar Park" Language="fr" Country="FR"/>
</StoreDistrict>
<StoreDistrict>
<ChangeType>ADD</ChangeType>
<DistrictID>00004</DistrictID>
<RegionID>00002</RegionID>
<LocalizedDistrictName Name="in en Boca Raton" Language="en" Country="US"/>
<LocalizedDistrictName Name="in zh Boca Raton" Language="zh" Country="CH"/>
<LocalizedDistrictName Name="in fr Boca Raton" Language="fr" Country="FR"/>
</StoreDistrict>
<StoreDistrict>
<ChangeType>ADD</ChangeType>
<DistrictID>00005</DistrictID>
<RegionID>00002</RegionID>
<LocalizedDistrictName Name="in en Boynton Beach" Language="en" Country="US"/>
<LocalizedDistrictName Name="in zh Boynton Beach" Language="zh" Country="CH"/>
<LocalizedDistrictName Name="in fr Boynton Beach" Language="fr" Country="FR"/>
</StoreDistrict>
<StoreDistrict>
<ChangeType>ADD</ChangeType>
<DistrictID>00006</DistrictID>
<RegionID>00004</RegionID>
<LocalizedDistrictName Name="in en Lea" Language="en" Country="US"/>
<LocalizedDistrictName Name="in zh Lea" Language="zh" Country="CH"/>
<LocalizedDistrictName Name="in fr Lea" Language="fr" Country="FR"/>
</StoreDistrict>
<StoreDistrict>
<ChangeType>ADD</ChangeType>
<DistrictID>00007</DistrictID>
<RegionID>00004</RegionID>
<LocalizedDistrictName Name="in en Eddy" Language="en" Country="US"/>
<LocalizedDistrictName Name="in zh Eddy" Language="zh" Country="CH"/>
<LocalizedDistrictName Name="in fr Eddy" Language="fr" Country="FR"/>
</StoreDistrict>
<StoreDistrict>
<ChangeType>ADD</ChangeType>
<DistrictID>00008</DistrictID>
<RegionID>00004</RegionID>
<LocalizedDistrictName Name="in en Chaves" Language="en" Country="US"/>
<LocalizedDistrictName Name="in zh Chaves" Language="zh" Country="CH"/>
<LocalizedDistrictName Name="in fr Chaves" Language="fr" Country="FR"/>
</StoreDistrict>
<RetailStore>
<ChangeType>ADD</ChangeType>

```

```
<RetailStoreID>04241</RetailStoreID>
<LocationName>Lakeline Mall</LocationName>
<DistrictID>00003</DistrictID>
<RegionID>00001</RegionID>
<Address>
<AddressID>0</AddressID>
<AddressTypeCode>Other</AddressTypeCode>
<AddressLine1>8876 Piney Point</AddressLine1>
<AddressLine2>Suite 220A</AddressLine2>
<City>Austin</City>
<State>TX</State>
<PostalCode>78729</PostalCode>
<Country>USA</Country>
</Address>
</RetailStore>
<RetailStore>
<ChangeType>ADD</ChangeType>
<RetailStoreID>04242</RetailStoreID>
<LocalizedLocationName Name="in zh Barton Creek Square Mall" Description="in zh
BCS Mall desc" Language="zh" Country="CH"/>
<LocalizedLocationName Name="in fr Barton Creek Square Mall" Language="fr"
Country="FR"/>
<DistrictID>00002</DistrictID>
<RegionID>00001</RegionID>
<Address>
<AddressID>0</AddressID>
<AddressTypeCode>Other</AddressTypeCode>
<AddressLine1>2901 S. Capitol of Texas Hwy</AddressLine1>
<AddressLine2>Suite 60</AddressLine2>
<City>Austin</City>
<State>TX</State>
<PostalCode>78746-8100</PostalCode>
<Country>USA</Country>
</Address>
</RetailStore>
<RetailStore>
<ChangeType>ADD</ChangeType>
<RetailStoreID>01291</RetailStoreID>
<LocalizedLocationName Name="in en Cactus Shopping Emporium" Language="en"
Country="US"/>
<LocalizedLocationName Name="in zh Cactus Shopping Emporium" Language="zh"
Country="CH"/>
<LocalizedLocationName Name="in fr Cactus Shopping Emporium" Language="fr"
Country="FR"/>
<DistrictID>00001</DistrictID>
<RegionID>00001</RegionID>
<Address>
<AddressID>0</AddressID>
<AddressTypeCode>Other</AddressTypeCode>
<AddressLine1>1201 Second Avenue</AddressLine1>
<AddressLine2>Suite 201</AddressLine2>
<City>Notrees</City>
<State>TX</State>
<PostalCode>79759-0002</PostalCode>
<Country>USA</Country>
<TelephoneAreaCode>915</TelephoneAreaCode>
<TelephoneLocalNumber>2701200</TelephoneLocalNumber>
</Address>
</RetailStore>
<RetailStore>
```

```

<ChangeType>ADD</ChangeType>
<RetailStoreID>01232</RetailStoreID>
<LocalizedLocationName Name="in en Rattlesnake Mall" Language="en" Country="US" />
<LocalizedLocationName Name="in zh Rattlesnake Mall" Language="zh" Country="CH" />
<LocalizedLocationName Name="in fr Rattlesnake Mall" Language="fr" Country="FR" />
<DistrictID>00003</DistrictID>
<RegionID>00001</RegionID>
<Address>
<AddressID>0</AddressID>
<AddressTypeCode>Other</AddressTypeCode>
<AddressLine1>1305 Pecos Highway</AddressLine1>
<City>Pyote</City>
<State>TX</State>
<PostalCode>79777-2783</PostalCode>
<Country>USA</Country>
<TelephoneAreaCode>915</TelephoneAreaCode>
<TelephoneLocalNumber>4313501</TelephoneLocalNumber>
</Address>
</RetailStore>
<RetailStore>
<ChangeType>ADD</ChangeType>
<RetailStoreID>01445</RetailStoreID>
<LocalizedLocationName Name="in en Gaines Square Mall" Language="en"
Country="US" />
<LocalizedLocationName Name="in zh Gaines Square Mall" Language="zh"
Country="CH" />
<LocalizedLocationName Name="in fr Gaines Square Mall" Language="fr"
Country="FR" />
<DistrictID>00002</DistrictID>
<RegionID>00001</RegionID>
<Address>
<AddressID>0</AddressID>
<AddressTypeCode>Other</AddressTypeCode>
<AddressLine1>10200 Airline Road</AddressLine1>
<City>Odessa</City>
<State>TX</State>
<PostalCode>79761-0302</PostalCode>
<Country>USA</Country>
<TelephoneAreaCode>915</TelephoneAreaCode>
<TelephoneLocalNumber>2732000</TelephoneLocalNumber>
</Address>
</RetailStore>
<RetailStore>
<ChangeType>ADD</ChangeType>
<RetailStoreID>01502</RetailStoreID>
<LocalizedLocationName Name="in en Horsehead Center" Language="en" Country="US" />
<LocalizedLocationName Name="in zh Horsehead Center" Language="zh" Country="CH" />
<LocalizedLocationName Name="in fr Horsehead Center" Language="fr" Country="FR" />
<DistrictID>00004</DistrictID>
<RegionID>00002</RegionID>
<Address>
<AddressID>0</AddressID>
<AddressTypeCode>Other</AddressTypeCode>
<AddressLine1>1235 Main Street</AddressLine1>
<City>Odessa</City>
<State>TX</State>
<PostalCode>79760-0552</PostalCode>
<Country>USA</Country>
<TelephoneAreaCode>915</TelephoneAreaCode>
<TelephoneLocalNumber>2734100</TelephoneLocalNumber>

```

```
</Address>
</RetailStore>
<RetailStore>
<ChangeType>ADD</ChangeType>
<RetailStoreID>02991</RetailStoreID>
<LocalizedLocationName Name="in en Courthouse Square" Language="en" Country="US"/>
<LocalizedLocationName Name="in zh Courthouse Square" Language="zh" Country="CH"/>
<LocalizedLocationName Name="in fr Courthouse Square" Language="fr" Country="FR"/>
<DistrictID>00001</DistrictID>
<RegionID>00001</RegionID>
<Address>
<AddressID>0</AddressID>
<AddressTypeCode>Other</AddressTypeCode>
<AddressLine1>1207 Avenue B</AddressLine1>
<City>North Zulch</City>
<State>TX</State>
<PostalCode>77872-0001</PostalCode>
<Country>USA</Country>
<TelephoneAreaCode>409</TelephoneAreaCode>
<TelephoneLocalNumber>2990100</TelephoneLocalNumber>
</Address>
</RetailStore>
<RetailStore>
<ChangeType>ADD</ChangeType>
<RetailStoreID>01234</RetailStoreID>
<LocalizedLocationName Name="in en La Frontera" Language="en" Country="US"/>
<LocalizedLocationName Name="in zh La Frontera" Language="zh" Country="CH"/>
<LocalizedLocationName Name="in fr La Frontera" Language="fr" Country="FR"/>
<DistrictID>00001</DistrictID>
<RegionID>00001</RegionID>
<Address>
<AddressID>0</AddressID>
<AddressTypeCode>Other</AddressTypeCode>
<AddressLine1>null</AddressLine1>
<City>null</City>
<State>TX</State>
<PostalCode>null</PostalCode>
</Address>
</RetailStore>
<RetailStore>
<ChangeType>ADD</ChangeType>
<RetailStoreID>01235</RetailStoreID>
<LocalizedLocationName Name="in en Lake Creek Plaza" Language="en" Country="US"/>
<LocalizedLocationName Name="in zh Lake Creek Plaza" Language="zh" Country="CH"/>
<LocalizedLocationName Name="in fr Lake Creek Plaza" Language="fr" Country="FR"/>
<DistrictID>00001</DistrictID>
<RegionID>00001</RegionID>
<Address>
<AddressID>0</AddressID>
<AddressTypeCode>Other</AddressTypeCode>
<AddressLine1>null</AddressLine1>
<City>null</City>
<State>TX</State>
<PostalCode>null</PostalCode>
</Address>
</RetailStore>
<RetailStore>
<ChangeType>ADD</ChangeType>
<RetailStoreID>01236</RetailStoreID>
<LocalizedLocationName Name="in en Gateway Plaza" Language="en" Country="US"/>
```

```

<LocalizedLocationName Name="in zh Gateway Plaza" Language="zh" Country="CH"/>
<LocalizedLocationName Name="in fr Gateway Plaza" Language="fr" Country="FR"/>
<DistrictID>00002</DistrictID>
<RegionID>00001</RegionID>
<Address>
<AddressID>0</AddressID>
<AddressTypeCode>Other</AddressTypeCode>
<AddressLine1>null</AddressLine1>
<City>null</City>
<State>TX</State>
<PostalCode>null</PostalCode>
</Address>
</RetailStore>
<RetailStore>
<ChangeType>ADD</ChangeType>
<RetailStoreID>01237</RetailStoreID>
<LocalizedLocationName Name="in en The Arboretum" Language="en" Country="US"/>
<LocalizedLocationName Name="in zh The Arboretum" Language="zh" Country="CH"/>
<LocalizedLocationName Name="in fr The Arboretum" Language="fr" Country="FR"/>
<DistrictID>00002</DistrictID>
<RegionID>00001</RegionID>
<Address>
<AddressID>0</AddressID>
<AddressTypeCode>Other</AddressTypeCode>
<AddressLine1>null</AddressLine1>
<City>null</City>
<State>TX</State>
<PostalCode>null</PostalCode>
</Address>
</RetailStore>
<RetailStore>
<ChangeType>ADD</ChangeType>
<RetailStoreID>01238</RetailStoreID>
<LocalizedLocationName Name="in en The Crossings" Language="en" Country="US"/>
<LocalizedLocationName Name="in zh The Crossings" Language="zh" Country="CH"/>
<LocalizedLocationName Name="in fr The Crossings" Language="fr" Country="FR"/>
<DistrictID>00002</DistrictID>
<RegionID>00001</RegionID>
<Address>
<AddressID>0</AddressID>
<AddressTypeCode>Other</AddressTypeCode>
<AddressLine1>null</AddressLine1>
<City>null</City>
<State>TX</State>
<PostalCode>null</PostalCode>
</Address>
</RetailStore>
<RetailStore>
<ChangeType>ADD</ChangeType>
<RetailStoreID>02345</RetailStoreID>
<LocalizedLocationName Name="in en Town Centre" Language="en" Country="US"/>
<LocalizedLocationName Name="in zh Town Centre" Language="zh" Country="CH"/>
<LocalizedLocationName Name="in fr Town Centre" Language="fr" Country="FR"/>
<DistrictID>00003</DistrictID>
<RegionID>00001</RegionID>
<Address>
<AddressID>0</AddressID>
<AddressTypeCode>Other</AddressTypeCode>
<AddressLine1>null</AddressLine1>
<City>null</City>

```

```
<State>TX</State>
<PostalCode>null</PostalCode>
</Address>
</RetailStore>
<RetailStore>
<ChangeType>ADD</ChangeType>
<RetailStoreID>02346</RetailStoreID>
<LocalizedLocationName Name="in en Palmetto Mall" Language="en" Country="US"/>
<LocalizedLocationName Name="in zh Palmetto Mall" Language="zh" Country="CH"/>
<LocalizedLocationName Name="in fr Palmetto Mall" Language="fr" Country="FR"/>
<DistrictID>00003</DistrictID>
<RegionID>00001</RegionID>
<Address>
<AddressID>0</AddressID>
<AddressTypeCode>Other</AddressTypeCode>
<AddressLine1>null</AddressLine1>
<City>null</City>
<State>TX</State>
<PostalCode>null</PostalCode>
</Address>
</RetailStore>
<RetailStore>
<ChangeType>ADD</ChangeType>
<RetailStoreID>02347</RetailStoreID>
<LocalizedLocationName Name="in en Boynton Mall" Language="en" Country="US"/>
<LocalizedLocationName Name="in zh Boynton Mall" Language="zh" Country="CH"/>
<LocalizedLocationName Name="in fr Boynton Mall" Language="fr" Country="FR"/>
<DistrictID>00004</DistrictID>
<RegionID>00002</RegionID>
<Address>
<AddressID>0</AddressID>
<AddressTypeCode>Other</AddressTypeCode>
<AddressLine1>null</AddressLine1>
<City>null</City>
<State>FL</State>
<PostalCode>null</PostalCode>
</Address>
</RetailStore>
<RetailStore>
<ChangeType>ADD</ChangeType>
<RetailStoreID>02348</RetailStoreID>
<LocalizedLocationName Name="in en Buena Vista Plaza" Language="en" Country="US"/>
<LocalizedLocationName Name="in zh Buena Vista Plaza" Language="zh" Country="CH"/>
<LocalizedLocationName Name="in fr Buena Vista Plaza" Language="fr" Country="FR"/>
<DistrictID>00004</DistrictID>
<RegionID>00002</RegionID>
<Address>
<AddressID>0</AddressID>
<AddressTypeCode>Other</AddressTypeCode>
<AddressLine1>null</AddressLine1>
<City>null</City>
<State>FL</State>
<PostalCode>null</PostalCode>
</Address>
</RetailStore>
<RetailStore>
<ChangeType>ADD</ChangeType>
<RetailStoreID>04332</RetailStoreID>
<LocalizedLocationName Name="in en Red Crow Center" Language="en" Country="US"/>
<LocalizedLocationName Name="in zh Red Crow Center" Language="zh" Country="CH"/>
```

```

<LocalizedLocationName Name="in fr Red Crow Center" Language="fr" Country="FR"/>
<DistrictID>00006</DistrictID>
<RegionID>00004</RegionID>
<Address>
<AddressID>0</AddressID>
<AddressTypeCode>Other</AddressTypeCode>
<AddressLine1>null</AddressLine1>
<City>null</City>
<State>NM</State>
<PostalCode>null</PostalCode>
</Address>
</RetailStore>
<RetailStore>
<ChangeType>ADD</ChangeType>
<RetailStoreID>04335</RetailStoreID>
<LocalizedLocationName Name="in en Buckeye Mall" Language="en" Country="US"/>
<LocalizedLocationName Name="in zh Buckeye Mall" Language="zh" Country="CH"/>
<LocalizedLocationName Name="in fr Buckeye Mall" Language="fr" Country="FR"/>
<DistrictID>00006</DistrictID>
<RegionID>00004</RegionID>
<Address>
<AddressID>0</AddressID>
<AddressTypeCode>Other</AddressTypeCode>
<AddressLine1>null</AddressLine1>
<City>null</City>
<State>NM</State>
<PostalCode>null</PostalCode>
</Address>
</RetailStore>
<RetailStore>
<ChangeType>ADD</ChangeType>
<RetailStoreID>04337</RetailStoreID>
<LocalizedLocationName Name="in en Monument Center" Language="en" Country="US"/>
<LocalizedLocationName Name="in zh Monument Center" Language="zh" Country="CH"/>
<LocalizedLocationName Name="in fr Monument Center" Language="fr" Country="FR"/>
<DistrictID>00006</DistrictID>
<RegionID>00004</RegionID>
<Address>
<AddressID>0</AddressID>
<AddressTypeCode>Other</AddressTypeCode>
<AddressLine1>null</AddressLine1>
<City>null</City>
<State>NM</State>
<PostalCode>null</PostalCode>
</Address>
</RetailStore>
<RetailStore>
<ChangeType>ADD</ChangeType>
<RetailStoreID>04339</RetailStoreID>
<LocalizedLocationName Name="in en Caverns Center" Language="en" Country="US"/>
<LocalizedLocationName Name="in zh Caverns Center" Language="zh" Country="CH"/>
<LocalizedLocationName Name="in fr Caverns Center" Language="fr" Country="FR"/>
<DistrictID>00007</DistrictID>
<RegionID>00004</RegionID>
<Address>
<AddressID>0</AddressID>
<AddressTypeCode>Other</AddressTypeCode>
<AddressLine1>null</AddressLine1>
<City>null</City>
<State>NM</State>

```

```
<PostalCode>null</PostalCode>
</Address>
</RetailStore>
<RetailStore>
<ChangeType>ADD</ChangeType>
<RetailStoreID>04343</RetailStoreID>
<LocalizedLocationName Name="in en Yucca Crossing" Language="en" Country="US"/>
<LocalizedLocationName Name="in zh Yucca Crossing" Language="zh" Country="CH"/>
<LocalizedLocationName Name="in fr Yucca Crossing" Language="fr" Country="FR"/>
<DistrictID>00007</DistrictID>
<RegionID>00004</RegionID>
<Address>
<AddressID>0</AddressID>
<AddressTypeCode>Other</AddressTypeCode>
<AddressLine1>null</AddressLine1>
<City>null</City>
<State>NM</State>
<PostalCode>null</PostalCode>
</Address>
</RetailStore>
<RetailStore>
<ChangeType>ADD</ChangeType>
<RetailStoreID>04349</RetailStoreID>
<LocalizedLocationName Name="in en Chaparral Mall" Language="en" Country="US"/>
<LocalizedLocationName Name="in zh Chaparral Mall" Language="zh" Country="CH"/>
<LocalizedLocationName Name="in fr Chaparral Mall" Language="fr" Country="FR"/>
<DistrictID>00007</DistrictID>
<RegionID>00004</RegionID>
<Address>
<AddressID>0</AddressID>
<AddressTypeCode>Other</AddressTypeCode>
<AddressLine1>null</AddressLine1>
<City>null</City>
<State>NM</State>
<PostalCode>null</PostalCode>
</Address>
</RetailStore>
<RetailStore>
<ChangeType>ADD</ChangeType>
<RetailStoreID>04350</RetailStoreID>
<LocalizedLocationName Name="in en Coyote Place" Language="en" Country="US"/>
<LocalizedLocationName Name="in zh Coyote Place" Language="zh" Country="CH"/>
<LocalizedLocationName Name="in fr Coyote Place" Language="fr" Country="FR"/>
<DistrictID>00008</DistrictID>
<RegionID>00004</RegionID>
<Address>
<AddressID>0</AddressID>
<AddressTypeCode>Other</AddressTypeCode>
<AddressLine1>null</AddressLine1>
<City>null</City>
<State>NM</State>
<PostalCode>null</PostalCode>
</Address>
</RetailStore>
<RetailStore>
<ChangeType>ADD</ChangeType>
<RetailStoreID>04352</RetailStoreID>
<LocalizedLocationName Name="in en Goddard Mall" Language="en" Country="US"/>
<LocalizedLocationName Name="in zh Goddard Mall" Language="zh" Country="CH"/>
<LocalizedLocationName Name="in fr Goddard Mall" Language="fr" Country="FR"/>
```



```

<DistrictID>00008</DistrictID>
<RegionID>00004</RegionID>
<Address>
<AddressID>0</AddressID>
<AddressTypeCode>Other</AddressTypeCode>
<AddressLine1>>null</AddressLine1>
<City>>null</City>
<State>NM</State>
<PostalCode>>null</PostalCode>
</Address>
</RetailStore>
<RetailStore>
<ChangeType>ADD</ChangeType>
<RetailStoreID>04357</RetailStoreID>
<LocalizedLocationName Name="in en Artesia" Language="en" Country="US"/>
<LocalizedLocationName Name="in zh Artesia" Language="zh" Country="CH"/>
<LocalizedLocationName Name="in fr Artesia" Language="fr" Country="FR"/>
<DistrictID>00008</DistrictID>
<RegionID>00004</RegionID>
<Address>
<AddressID>0</AddressID>
<AddressTypeCode>Other</AddressTypeCode>
<AddressLine1>>null</AddressLine1>
<City>>null</City>
<State>NM</State>
<PostalCode>>null</PostalCode>
</Address>
</RetailStore>
<RetailStore>
<ChangeType>ADD</ChangeType>
<RetailStoreID>03233</RetailStoreID>
<LocalizedLocationName Name="in en NorthCross Mall" Language="en" Country="US"/>
<LocalizedLocationName Name="in zh NorthCross Mall" Language="zh" Country="CH"/>
<LocalizedLocationName Name="in fr NorthCross Mall" Language="fr" Country="FR"/>
<DistrictID>00003</DistrictID>
<RegionID>00001</RegionID>
<Address>
<AddressID>1</AddressID>
<AddressTypeCode>Other</AddressTypeCode>
<AddressLine1>>null</AddressLine1>
<City>>null</City>
<State>TX</State>
<PostalCode>78729</PostalCode>
</Address>
</RetailStore>
<RetailStore>
<ChangeType>ADD</ChangeType>
<RetailStoreID>03234</RetailStoreID>
<LocalizedLocationName Name="in en Hidden Cove Plaza" Language="en" Country="US"/>
<LocalizedLocationName Name="in zh Hidden Cove Plaza" Language="zh" Country="CH"/>
<LocalizedLocationName Name="in fr Hidden Cove Plaza" Language="fr" Country="FR"/>
<DistrictID>00003</DistrictID>
<RegionID>00001</RegionID>
<Address>
<AddressID>1</AddressID>
<AddressTypeCode>Other</AddressTypeCode>
<AddressLine1>>null</AddressLine1>
<City>>null</City>
<State>TX</State>
<PostalCode>78729</PostalCode>

```

```
</Address>
</RetailStore>
<RetailStore>
<ChangeType>ADD</ChangeType>
<RetailStoreID>03235</RetailStoreID>
<LocalizedLocationName Name="in en Limestone Court" Language="en" Country="US"/>
<LocalizedLocationName Name="in zh Limestone Court" Language="zh" Country="CH"/>
<LocalizedLocationName Name="in fr Limestone Court" Language="fr" Country="FR"/>
<DistrictID>00003</DistrictID>
<RegionID>00001</RegionID>
<Address>
<AddressID>1</AddressID>
<AddressTypeCode>Other</AddressTypeCode>
<AddressLine1>null</AddressLine1>
<City>null</City>
<State>TX</State>
<PostalCode>78729</PostalCode>
</Address>
</RetailStore>
</PreloadData>
<HierarchyList>
<Hierarchy FunctionID="1" Name="Default Hierarchy Group" >
<LevelList>
<Level ID="0">
<LocalizedName Name="in en root" Description="in en root desc" Language="en"
Country="US"/>
<LocalizedName Name="in zh root" Language="zh" Country="CH"/>
<LocalizedName Name="in fr root" Language="fr" Country="FR"/>
</Level>
<Level ID="1" Name="Corporate" ParentID="0">
</Level>
<Level ID="2" Name="Region" ParentID="1">
<LocalizedName Name="in en Region" Language="en" Country="US"/>
<LocalizedName Name="in zh Region" Language="zh" Country="CH"/>
<LocalizedName Name="in fr Region" Language="fr" Country="FR"/>
</Level>
<Level ID="3" Name="District" ParentID="2">
<LocalizedName Name="in en District" Language="en" Country="US"/>
<LocalizedName Name="in zh District" Language="zh" Country="CH"/>
<LocalizedName Name="in fr District" Language="fr" Country="FR"/>
</Level>
<Level ID="4" Name="City" ParentID="3">
<LocalizedName Name="in en City" Language="en" Country="US"/>
<LocalizedName Name="in zh City" Language="zh" Country="CH"/>
<LocalizedName Name="in fr City" Language="fr" Country="FR"/>
</Level>
</LevelList>
<NodeList>
<Node ID="1" LevelID="0" Name="360Commerce Hierarchy" Description="360C H desc">
</Node>
<Node ID="2" LevelID="1" Name="360Enterprise" ParentNodeID="1" >
<LocalizedNameDescription Name="in en 360Enterprise" Description="in en
Description" Language="en" Country="US"/>
<LocalizedNameDescription Name="in zh 360Enterprise" Description="in zh
Description" Language="zh" Country="CH"/>
<LocalizedNameDescription Name="in fr 360Enterprise" Description="in fr
Description" Language="fr" Country="FR"/>
</Node>
<Node ID="3" LevelID="2" Name="North" ParentNodeID="2">
<LocalizedNameDescription Name="in en North" Description="in en Description"
```

```

Language="en" Country="US"/>
<LocalizedNameDescription Name="in zh North" Description="in zh Description"
Language="zh" Country="CH"/>
<LocalizedNameDescription Name="in fr North" Description="in fr Description"
Language="fr" Country="FR"/>
<RetailStoreId>04242</RetailStoreId>
</Node>
<Node ID="4" LevelID="2" Name="South" ParentNodeID="2" >
<LocalizedNameDescription Name="in en South" Description="in en Description"
Language="en" Country="US"/>
<LocalizedNameDescription Name="in zh South" Description="in zh Description"
Language="zh" Country="CH"/>
<LocalizedNameDescription Name="in fr South" Description="in fr Description"
Language="fr" Country="FR"/>
</Node>
<Node ID="5" LevelID="3" Name="New York" ParentNodeID="3" >
<LocalizedNameDescription Name="in en New York" Description="in en Description"
Language="en" Country="US"/>
<LocalizedNameDescription Name="in zh New York" Description="in zh Description"
Language="zh" Country="CH"/>
<LocalizedNameDescription Name="in fr New York" Description="in fr Description"
Language="fr" Country="FR"/>
</Node>
<Node ID="6" LevelID="3" Name="Texas" ParentNodeID="4" >
<LocalizedNameDescription Name="in en Texas" Description="in en Description"
Language="en" Country="US"/>
<LocalizedNameDescription Name="in zh Texas" Description="in zh Description"
Language="zh" Country="CH"/>
<LocalizedNameDescription Name="in fr Texas" Description="in fr Description"
Language="fr" Country="FR"/>
</Node>
<Node ID="7" LevelID="4" Name="Austin" ParentNodeID="6">
<LocalizedNameDescription Name="in en Austin" Description="in en Description"
Language="en" Country="US"/>
<LocalizedNameDescription Name="in zh Austin" Description="in zh Description"
Language="zh" Country="CH"/>
<LocalizedNameDescription Name="in fr Austin" Description="in fr Description"
Language="fr" Country="FR"/>
<RetailStoreId>04241</RetailStoreId>
</Node>
<Node ID="8" LevelID="4" Name="Dallas" ParentNodeID="6">
<LocalizedNameDescription Name="in en Dallas" Description="in en Description"
Language="en" Country="US"/>
<LocalizedNameDescription Name="in zh Dallas" Description="in zh Description"
Language="zh" Country="CH"/>
<LocalizedNameDescription Name="in fr Dallas" Description="in fr Description"
Language="fr" Country="FR"/>
<RetailStoreId>01291</RetailStoreId>
</Node>
</NodeList>
</Hierarchy>
</HierarchyList>
</StoreHierarchy>

```

Tax Import

Table C–15 identifies the element mapping for the TaxImport.xsd file.

Table C-15 Tax Import XSD Element Mapping Table

Log/Physical table	Target	Physical Column Name	Data Type	XSD Element/Attribute Path	Notes
GeoCode CD_GEO	GeoCodeID	ID_CD_GEO	VARCHAR(10)	GEOCode/GeoCodeID	NA
	TaxJurisdiction Name	NM_TX_JUR	VARCHAR(120)	GEOCode/TaxJurisdiction Name	The length here is defined as the length of single byte string. If multibyte characters are used, the max length should be $120/4 = 30$.
GeoTax Jurisdiction GEO_TX_JUR	GeoCodeID	ID_CD_GEO	VARCHAR(10)	GEOTax Jurisdiction/GeoCodeID	NA
	PostalCode	TS_CRT_PW	VARCHAR(30)	GEOTax Jurisdiction/Postal Code	NA
TaxAuthority PA_ATHY_TX	TaxAuthorityID	ID_ATHY_TX	INTEGER	TaxAuthority/Tax AuthorityID	Maximum field size for INTEGER is typically NUMBER(10) to support Java INT datatype in application.
	PartyRole TypeCode	TY_RO_PRTY	VARCHAR(20)	<null>	could be CITY, STATE, VAT
	PartyID	ID_PRTY	INTEGER	select ID_CNT_GEN from CO_ID_GEN where NM_CNT_GEN = PA_PRTY	NA
	TaxAuthorityName	NM_ATHY_TX	VARCHAR(120)	TaxAuthority/Tax AuthorityName	The length here is defined as the length of single byte string. If multibyte characters are used, the max length should be $120/4 = 30$.
	RoundingCode	SC_RND	INTEGER	TaxAuthority/RoundingCode	NA
	RoundingDigits Quantity	QU_DGT_RND	DECIMAL(9,3)	TaxAuthority/RoundingDigits Quantity	NA
	RecordCreation Timestamp	TS_CRT_RCRD	TIMESTAMP	NOW()	NA
	RecordLast Modified Timestamp	TS_MDF_RCRD	TIMESTAMP	NOW()	NA

Table C-15 (Cont.) Tax Import XSD Element Mapping Table

Log/Physical table	Target	Physical Column Name	Data Type	XSD Element/Attribute Path	Notes
TaxJurisdiction AuthLink CO_TX_JUR_ATHY_LNK	GeoCodeID	ID_CD_GEO	VARCHAR(10)	TaxAuthority/GeoCodeID	NA
	TaxAuthorityID	ID_ATHY_TX	INTEGER	TaxAuthority/TaxAuthorityID	NA
TaxableGroup CO_GP_TX_ITM	TaxGroupID	ID_GP_TX	INTEGER	TaxableGroup/TaxGroupID	Maximum field size for INTEGER is typically NUMBER(10) to support Java INT datatype in application.
	TaxGroupName	NM_GP_TX	VARCHAR(120)	TaxableGroup/TaxGroupName	The length here is defined as the length of single byte string. If multibyte characters are used, the max length should be $120/4 = 30$.
	ReceiptPrintCode	CD_RCV_PRT	INTEGER	TaxableGroup/ReceiptPrintCode	NA
	TaxGroup Description	DE_GP_TX	VARCHAR(250)	TaxableGroup/TaxGroup Description	The length here is defined as the length of single byte string. If multibyte characters are used, the max length should be $250/4 = 60$.
	RecordCreation Timestamp	TS_CRT_RCRD	TIMESTAMP	NOW()	NA
	RecordLast Modified Timestamp	TS_MDF_RCRD	TIMESTAMP	NOW()	NA
Party PA_PRTY	PartyID	ID_PRTY	INTEGER	TaxAuthority.PartyID	Same value from select statement above.
	PartyLegal OrganizationCode	LU_ORG_LG	VARCHAR(20)	Tax	NA
	PartyTypeCode	TY_PRTY	VARCHAR(20)	"JURISDICTION"	NA
Address LO_ADS	AddressID	ID_STR_RT	INTEGER	0	NA
	AddressTypeCode	ID_DPT_POS	VARCHAR(30)	TAX ADDRESS	NA
	PartyID	ID_PRTY	INTEGER	TaxAuthority.PartyID	Same value from select statement above.

Table C-15 (Cont.) Tax Import XSD Element Mapping Table

Log/Physical table	Target	Physical Column Name	Data Type	XSD Element/Attribute Path	Notes
	AddressLine1	A1_CNCT	VARCHAR(240)	TaxAuthority/AddressLine	NA
	AddressLine2	A2_CNCT	VARCHAR(240)	No mapping available	NA
	AddressLine3	A3_CNCT	VARCHAR(240)	No mapping available	NA
	City	CI_CNCT	VARCHAR(30)	TaxAuthority/City	NA
	State	ST_CNCT	VARCHAR(30)	TaxAuthority/State	NA
	PostalCode	PC_CNCT	VARCHAR(30)	TaxAuthority/PostalCode	NA
	Country	CO_CNCT	VARCHAR(30)	TaxAuthority/CountryCode	NA
TaxType PA_TY_TX	TaxTypeID	TY_TX	INTEGER	TaxGroupRule/TaxTypeID	NA
	TaxTypeName	NM_TY_TX	VARCHAR(30)	TaxGroupRule/TaxTypeName	NA
TaxGroupRule RU_TX_GP	TaxAuthorityID	ID_ATHY_TX	INTEGER	TaxGroupRule/TaxAuthorityID	NA
	TaxGroupID	ID_GP_TX	INTEGER	TaxGroupRule/TaxGroupID	NA
	TaxType	TY_TX	INTEGER	TaxGroupRule/TaxTypeID	NA
	TaxHolidayFlag	FLG_TX_HDY	CHAR(1)	TaxGroupRule/TaxHolidayFlag	false=0, true=1
	TaxRuleName	NM_RU_TX	VARCHAR(120)	TaxGroupRule/TaxRuleName	The length here is defined as the length of single byte string. If multibyte characters are used, the max length should be 120/4 = 30.
	TaxRule Description	DE_RU_TX	VARCHAR(250)	TaxGroupRule/TaxRuleDescription	The length here is defined as the length of single byte string. If multibyte characters are used, the max length should be 250/4 = 60.
	Compound Sequence Number	AI_CMPND	SMALLINT	TaxGroupRule/CompoundRateSequenceNumber	NA
	TaxOnGross AmountFlag	FL_TX_GS_AMT	CHAR(1)	TaxGroupRule/TaxOnGrossAmountFlag	false=0, true=1

Table C-15 (Cont.) Tax Import XSD Element Mapping Table

Log/Physical table	Target	Physical Column Name	Data Type	XSD Element/Attribute Path	Notes
	CalculationMethod Code	CD_CAL_MTH	INTEGER	TaxGroupRule/CalculationMethodCode	LineItem=1 Transaction=2
	TaxRateRuleUsage Code	CD_TX_RT_RU_USG	INTEGER	TaxGroupRule/TaxRateRuleUsageCode	PercentageOrAmount=1 DeriveFromTaxTable=2 UseThresholdAmount=3
	InclusiveTaxFlag	FL_TX_INC	CHAR(1)	TaxGroupRule/InclusiveTaxFlag	NA
	RecordCreation Timestamp	TS_CRT_RCRD	TIMESTAMP	NOW()	NA
	RecordLast Modified Timestamp	TS_MDF_RCRD	TIMESTAMP	NOW()	NA
TaxRateRule RU_TX_RT	TaxAuthorityID	ID_ATHY_TX	INTEGER	TaxGroupRule/TaxAuthorityID	NA
	TaxGroupID	ID_GP_TX	INTEGER	TaxGroupRule/TaxGroupID	NA
	TaxType	TY_TX	INTEGER	TaxGroupRule/TaxTypeID	NA
	TaxHolidayFlag	FLG_TX_HDY	CHAR(1)	TaxGroupRule/TaxHolidayFlag	NA
	TaxRateRuleSequenceNumber	AI_TX_RT_RU	SMALLINT	Element position (First element = 1). If not specified, defaults to 1.	NA
	TypeCode	CD_TYP	INTEGER	TaxGroupRule/TaxRateRule/RateTypeCode	Percentage=1 Amount=2
	TaxPercentage	PE_TX	DECIMAL(8,5)	TaxGroupRule/TaxRateRule/TaxPercentageRate	NA
	TaxAmount	MO_TX	DECIMAL(8,2)	TaxGroupRule/TaxRateRule/TaxAmount	NA
	TaxAbove Threshold AmountFlag	FL_TX_ABV_TH_MO	CHAR(1)	TaxGroupRule/TaxRateRule/TaxAboveThresholdAmountFlag	TaxAboveThresholdAmount=0 TaxEntireAmount=1
	TaxThreshold Amount	MO_TX_TH	DECIMAL(8,2)	TaxGroupRule/TaxRateRule/ThresholdAmount	NA
	Minimum Taxable Amount	MO_TXBL_MIN	DECIMAL(8,2)	TaxGroupRule/TaxRateRule/MinimumTaxableAmount	NA

Table C-15 (Cont.) Tax Import XSD Element Mapping Table

Log/Physical table	Target	Physical Column Name	Data Type	XSD Element/Attribute Path	Notes
	MaximumTaxable Amount	MO_TXBL_MAX	DECIMAL(8,2)	TaxGroupRule/TaxRateRule/MaximumTaxableAmount	NA
	TaxRateEffectiveTimestamp	TS_RT_TX_EF	TIMESTAMP	TaxGroupRule/TaxRateRule/TaxRateEffectiveTimestamp	NA
	TaxRateExpirationTimestamp	TS_RT_TX_EP	TIMESTAMP	TaxGroupRule/TaxRateRule/TaxRateExpirationTimestamp	NA
	RecordCreationTimestamp	TS_CRT_RCRD	TIMESTAMP	NOW()	NA
	RecordLastModifiedTimestamp	TS_MDF_RCRD	TIMESTAMP	NOW()	NA

The following is an example Tax Import XSD file.

Example C-21 TaxImport.xsd

```
<?xml version="1.0" encoding="UTF-8"?>
<xs:schema xmlns:xs="http://www.w3.org/2001/XMLSchema">

  <xs:include schemaLocation="../common.xsd"></xs:include>
  <xs:element name="TaxImport" type="TaxImport_type">
    <xs:annotation><xs:documentation>
      Copyright (c) 2006, 2010, Oracle and/or its affiliates. All rights reserved.
      XML Schema for data import of Tax Information. For Oracle Retail Store and
      Enterprise Applications.
      Contains Tax Authorities, Taxable Groups, Tax Rules and Rates data.
    </xs:documentation></xs:annotation>
  </xs:element>

  <xs:complexType name="TaxImport_type">
    <xs:sequence>
      <xs:element name="GEOCode" type="GEOCode_type" minOccurs="0"
        maxOccurs="unbounded" />
      <xs:element name="GEOJurisdiction" type="GEOJurisdiction_type" minOccurs="0"
        maxOccurs="unbounded" />
      <xs:element name="TaxAuthority" type="TaxAuthority_type" minOccurs="0"
        maxOccurs="unbounded" />
      <xs:element name="TaxableGroup" type="TaxableGroup_type" minOccurs="0"
        maxOccurs="unbounded" />
      <xs:element name="TaxGroupRule" type="TaxGroupRule_type" minOccurs="0"
        maxOccurs="unbounded" />
    </xs:sequence>
    <xs:attribute name="FillType" type="FillType_subtype" use="required"
      fixed="KillAndFill" />
    <xs:attribute name="CreationDate" type="xs:dateTime" />
    <xs:attribute name="ExpirationDate" type="xs:dateTime" />
    <xs:attribute name="Version" type="xs:string" />
    <xs:attribute name="Priority" type="xs:int" />
    <xs:attribute name="Batch" type="xs:int" />
  </xs:complexType>
</xs:schema>
```



```

</xs:complexType>

<xs:complexType name="TaxAuthority_type">
<xs:sequence>
<xs:element name="TaxAuthorityID" type="xs:integer"/>
<xs:element name="TaxAuthorityName" type="xs:string"/>
<xs:element name="RoundingCode">
<xs:simpleType>
<xs:restriction base="xs:integer">
<xs:minInclusive value="1"/>
</xs:restriction>
</xs:simpleType>
</xs:element>
<xs:element name="RoundingDigitsQuantity" type="xs:integer" minOccurs="0"/>
<xs:element name="AddressLine" type="xs:string"/>
<xs:element name="City" type="xs:string"/>
<xs:element name="State" type="xs:string"/>
<xs:element name="PostalCode" type="xs:string"/>
<xs:element name="CountryCode" type="xs:string"/>
<xs:element name="GeoCodeID" type="xs:string" maxOccurs="unbounded"/>
<xs:element name="JurisdictionTypeCode" type="xs:string">
<xs:annotation><xs:documentation>
When a store is set up to use US Sales Tax and the Oracle
Merchandising
Application, JurisdictionTypeCode with be sent to ReSA as the TaxCode.
</xs:documentation></xs:annotation>
</xs:element>
</xs:sequence>
</xs:complexType>

<xs:complexType name="TaxableGroup_type">
<xs:sequence>
<xs:element name="TaxGroupID" type="xs:integer"/>
<xs:element name="TaxGroupName" type="xs:string" minOccurs="1" maxOccurs="1"/>
<xs:element name="TaxGroupDescription" type="xs:string"/>
<xs:element name="ReceiptPrintCode" type="xs:integer" minOccurs="0"/>
<xs:element name="LocalizedTaxGroupNameDescription"
type="LocalizedNameDescription_type" minOccurs="0" maxOccurs="unbounded" />
</xs:sequence>
</xs:complexType>

<xs:complexType name="TaxGroupRule_type">
<xs:sequence>
<xs:element name="TaxAuthorityID" type="xs:integer"/>
<xs:element name="TaxGroupID" type="xs:string"/>
<xs:element name="TaxTypeID" type="xs:integer"/>
<xs:element name="TaxTypeName" type="xs:string" minOccurs="0">
<xs:annotation><xs:documentation>
When a store is set up to use VAT and the Oracle Merchandising
Application, TaxTypeName with be sent to ReSA as the TaxCode.
</xs:documentation></xs:annotation>
</xs:element>
<xs:element name="TaxHolidayFlag" type="xs:boolean"/>
<xs:element name="TaxRuleName" type="xs:string"/>
<xs:element name="TaxRuleDescription" type="xs:string"/>
<xs:element name="CompoundRateSequenceNumber" type="xs:integer" minOccurs="0"/>
<xs:element name="TaxOnGrossAmountFlag" type="xs:boolean" minOccurs="0"/>
<xs:element name="CalculationMethodCode" minOccurs="0">
<xs:simpleType>
<xs:restriction base="xs:NMTOKEN">

```

```

<xs:enumeration value="LineItem"/>
<xs:enumeration value="Transaction"/>
</xs:restriction>
</xs:simpleType>
</xs:element>
<xs:element name="TaxRateRuleUsageCode">
<xs:simpleType>
<xs:restriction base="xs:NMTOKEN">
<xs:enumeration value="PercentageOrAmount"/>
<xs:enumeration value="DeriveFromTaxTable"/>
<xs:enumeration value="UseThresholdAmount"/>
</xs:restriction>
</xs:simpleType>
</xs:element>
<xs:element name="InclusiveTaxFlag" type="xs:boolean"/>
<xs:element name="TaxRateRule" type="TaxRateRule_type" maxOccurs="unbounded"/>
</xs:sequence>
</xs:complexType>

<xs:complexType name="TaxRateRule_type">
<xs:sequence>
<xs:element name="RateTypeCode" minOccurs="0">
<xs:simpleType>
<xs:restriction base="xs:NMTOKEN">
<xs:enumeration value="Percentage"/>
<xs:enumeration value="Amount"/>
</xs:restriction>
</xs:simpleType>
</xs:element>
<xs:choice>
<xs:element name="TaxAmount" type="Amount_type"/>
<xs:element name="TaxPercentageRate">
<xs:simpleType>
<xs:restriction base="xs:decimal">
<xs:fractionDigits value="5"/>
</xs:restriction>
</xs:simpleType>
</xs:element>
</xs:choice>
<xs:element name="TaxAboveThresholdAmountFlag" minOccurs="0">
<xs:simpleType>
<xs:restriction base="xs:NMTOKEN">
<xs:enumeration value="TaxAboveThresholdAmount"/>
<xs:enumeration value="TaxEntireAmount"/>
</xs:restriction>
</xs:simpleType>
</xs:element>
<xs:element name="ThresholdAmount" type="Amount_type" minOccurs="0"/>
<xs:element name="TaxRateEffectiveTimestamp" type="xs:dateTime" minOccurs="0"/>
<xs:element name="TaxRateExpirationTimestamp" type="xs:dateTime" minOccurs="0"/>
<xs:element name="MinimumTaxableAmount" type="Amount_type" minOccurs="0"/>
<xs:element name="MaximumTaxableAmount" minOccurs="0">
<xs:simpleType>
<xs:restriction base="xs:decimal">
<xs:fractionDigits value="2"/>
</xs:restriction>
</xs:simpleType>
</xs:element>
</xs:sequence>
</xs:complexType>

```

```

<xs:complexType name="GEOCode_type">
<xs:sequence>
<xs:element name="GeoCodeID" type="xs:string"/>
<xs:element name="TaxJurisdictionName" type="xs:string"/>
</xs:sequence>
</xs:complexType>

<xs:complexType name="GEOTaxJurisdiction_type">
<xs:sequence>
<xs:element name="GeoCodeID" type="xs:string"/>
<xs:element name="PostalCode" type="xs:string"/>
</xs:sequence>
</xs:complexType>

<xs:simpleType name="FillType_subtype">
<xs:restriction base="xs:string">
<xs:enumeration value="KillAndFill"/>
</xs:restriction>
</xs:simpleType>
</xs:schema>

```

The following is an example Tax Import XML file.

Example C-22 TaxImport.xml

```

<?xml version="1.0" encoding="UTF-8"?>
<TaxImport
  xmlns:xsi="http://www.w3.org/2001/XMLSchema-instance"
  xsi:noNamespaceSchemaLocation="TaxImport.xsd"
  Priority="0"
  FillType="KillAndFill"
  Version="1.0"
  Batch="1"
  CreationDate="2001-12-17T09:30:47.0Z"
  ExpirationDate="2027-12-17T09:30:47.0Z">

  <GEOCode>
    <GeoCodeID>0015</GeoCodeID>
    <TaxJurisdictionName>Austin Tax Jurisdiction</TaxJurisdictionName>
  </GEOCode>

  <GEOTaxJurisdiction>
    <GeoCodeID>0015</GeoCodeID>
    <PostalCode>78759</PostalCode>
  </GEOTaxJurisdiction>

  <TaxAuthority>
    <TaxAuthorityID>4440</TaxAuthorityID>
    <TaxAuthorityName>Updated Bubba's Tax Authority</TaxAuthorityName>
    <RoundingCode>4</RoundingCode>
    <RoundingDigitsQuantity>3</RoundingDigitsQuantity>
    <AddressLine>Updated 2538 Elm St.</AddressLine>
    <City>Updated Houston</City>
    <State>Updated Texas</State>
    <PostalCode>78777</PostalCode>
    <CountryCode>USA</CountryCode>
    <GeoCodeID>0015</GeoCodeID>
    <JurisdictionTypeCode>CITY</JurisdictionTypeCode>
  </TaxAuthority>

```

```
<TaxableGroup>
  <TaxGroupID>444</TaxGroupID>
  <TaxGroupName/>
  <TaxGroupDescription>Tax Group 444 description</TaxGroupDescription>
</TaxableGroup>

<!-- Sample Tax Group Rule using Tax Percentage Rate -->
<TaxGroupRule>
  <TaxAuthorityID>4440</TaxAuthorityID>
  <TaxGroupID>444</TaxGroupID>
  <TaxTypeID>111</TaxTypeID>
  <TaxTypeName>Tax Type 111</TaxTypeName>
  <TaxHolidayFlag>false</TaxHolidayFlag>
  <TaxRuleName>Updated Cigarette Tax Rule</TaxRuleName>
  <TaxRuleDescription>Updated Cigarette Tax Rule</TaxRuleDescription>
  <CompoundRateSequenceNumber>0</CompoundRateSequenceNumber>
  <TaxOnGrossAmountFlag>false</TaxOnGrossAmountFlag>
  <CalculationMethodCode>LineItem</CalculationMethodCode>
  <TaxRateRuleUsageCode>PercentageOrAmount</TaxRateRuleUsageCode>
  <InclusiveTaxFlag>true</InclusiveTaxFlag>
  <TaxRateRule>
    <RateTypeCode>Percentage</RateTypeCode>
    <TaxPercentageRate>10.99</TaxPercentageRate>
  </TaxRateRule>
</TaxGroupRule>
</TaxImport>
```

Appendix: Default Tax Handling

The following process is the order in which the application gets the tax rule information. Once the application finds one or more tax rules, it stops looking:

1. Retrieves tax rules as defined by the Tax Group ID associated with Item, and Tax Authority IDs associated with sale location (usually the store).
2. Retrieves tax rules as defined by the Tax Group ID associated with Item's Department, and Tax Authority ID associated with sale location (usually the store).
3. Retrieves tax rule as defined by the Default Tax Group ID parameter and the Default Tax Authority ID parameter.
4. Creates tax rule based on the Default Tax Rate Parameter.

The defaults for the Tax Group ID and Tax Authority ID are:

- DefaultTaxAuthorityID = 11111111
- DefaultTaxGroupID = -1

The application uses these two parameters to read the default tax rule from the database. This works offline because the Derby database (which resides on the client) contains the tax rules.

The Default Tax Rate

The first choice for the default tax rate now resides in the Tax Rate Rule Table (RU_TX_RT). When you query this table (where Auth ID = 11111111), you receive the following:

Table D-1 Tax Rate Rule Table

ID_ATHY_TX	11111111
ID_GP_TX	-1
TY_TX	0
FLG_TX_HDY	0
AI_TX_RT_RU	1
CD_TYP	1
PE_TX	8.25
MO_TX	(null)
FL_TX_ABV_TH_MO	0

Table D-1 (Cont.) Tax Rate Rule Table

MO_TX_TH	0
MO_TXBL_MIN	(null)
MO_TXBL_MAX	(null)

The tax rate in this file is 8.25 percent.

The Default Tax Type Indicator (VAT)

For VAT, the tax type comes from the Tax Rule Group Table (RU_TX_GP) and resides in the Tax Rule Name (NM_RU_TX) column. When you query this table (where Auth ID = 11111111), you receive the following:

Table D-2 Tax Rule Group Table

ID_ATHY_TX	11111111
ID_GP_TX	-1
TY_TX	0
FLG_TX_HDY	0
NM_RU_TX	T
DE_RU_TX	Default Tax
AI_CMPND	0
FL_TX_GS_AMT	0
CD_CAL_MTH	1
CD_TX_RT_RU_USG	1
FL_TX_INC	1

The default tax type indicator for VAT items is T.

Appendix: Item Price Category

The Item Price Category determines if the items qualifying for discount rules should be Clearance Items or Regular Items, or both.

ItemPriceCategory is stored in RU_PRDV table and the columns are ITM_PRC_CTGY_SRC and ITM_PRC_CTGY_TGT, both these columns should have the same values.

For example, If a discount rule is, when you buy 100\$ worth of clothes from department Jeans and get 10 % off on entire purchase. If the item price category is clearance, then only the jeans which are on clearance sale are accounted for to evaluate the discount rule's 100\$ criteria.

Glossary

Batch

A collection of data operations that are processed during import at one time. The size is determined by a configurable parameter.

Bundle

A collection of import files, one file per data type, stored as a compressed archive containing a manifest. It is expected that the retailer or implementation team is responsible for delivering to the Store the bundle along with manifest for all data feeds to the Store. MOM applications can package the bundle but do not provide delivery functions.

Corporate

Used interchangeably with *enterprise*. The enterprise environment of the retailer where enterprise applications are deployed. Oracle Retail Central Office is deployed in the enterprise.

Data Access Object (DAO)

A Java class that can retrieve and persist data to and from a data source. DAO is well-known JEE development pattern.

Data Distribution Infrastructure (DDI)

The infrastructure and application components that are responsible for distributing seed data from enterprise applications to Store applications, ODS at Corporate (or enterprise), and Store Database at the stores.

Data Transfer Object (DTO)

A class that contains data records from a received payload. The DTO's attributes are populated with the parsed data.

DIMP

Data Import.

Incremental

There are two types of update operation, full incremental and delta incremental. Full incremental assumes that all the fields for a data type are supplied in the XML. A delta incremental import contains only the fields that are being changed.

ISP

In-Store-Processor

JEE/J2EE

Java Enterprise Edition (formerly Java 2 Enterprise Edition) is a set of APIs designed to support tier 1 type business models.

Java Database Connectivity (JDBC)

An API used to communicate with relational databases.

Kill And Fill

Kill And Fill refers to a data operation where all the existing data in a table is deleted (kill) and then replaced with new data (fill).

Limit (discount rule)

The maximum price allowed for a source or target to be part of a deal. Used most often when the source or target is a classification or department where many different priced items exist.

Manifest

A file within a bundle that lists the data files in the bundle and their interdependencies.

Minimum Data

Minimum Data is defined as the minimum set of data necessary to support the deployment of Stores applications only.

If the user attempts to select any function or log in, an error may occur in the application without Sample Data loaded. See [Sample Data](#).

Operational Data Store (ODS)

The corporate data repository that services Oracle Retail Central Office.

ORBO

Oracle Retail Back Office.

ORCO

Oracle Retail Central Office.

ORPOS

Oracle Retail Point-of-Service.

ORRM

Oracle Retail Returns Management.

POS Suite

The Oracle Retail business unit that assumes responsibility for applications running in the Store environment.

Sample Data

A set of data used to demonstrate application features.

Store Applications

Oracle Retail applications that run in the store environment. This includes:

- Oracle Retail Back Office
- Oracle Retail Point-of-Service
- Oracle Retail Central Office
- Oracle Retail Returns Management.

It must be noted that even though Oracle Retail Central Office runs in the corporate environment, it is classified as a store application.

Store Database (SDB)

The data repository for store applications.

Threshold (discount rule)

The minimum price allowed for a source or target to be part of a deal. Used most often when the source or target is a classification or department where many different priced items exist.

Index

A

archive file
format, 3-5

C

capacity planning, 4-1
customization, 5-1

D

data import
dependencies, 1-6
dimplogger.properties, 3-5
error handling, 2-3
exception flow, 2-5
extension points and development, 5-1
import adapter and translator, 5-2
ImportControllerIfc, 5-6
manually editing generated code, 5-3
metadata, 5-5
SAXParserGenerator, 5-3
feed methods, 1-5
field width maximums, 7-4
generic data import flow, 1-4
import status logging, 2-4
logic, 2-4
reprocessing a bundle, 2-5
logging, 2-7
Oracle Retail Merchandising System and Oracle
Retail Price Management, 1-1
spring configuration, 3-1
spring.properties, 3-4
discount rules, A-1, B-1, E-1

F

functionality gaps, 7-1
Oracle Retail Merchandising System, 7-3
Oracle Retail Price Management, 7-1

G

glossary, Glossary-1

I

implementation configuration, 3-1
integration architecture, 2-1
data import, 2-2
POS Suite to Oracle Retail Sales Audit, 2-1
integration overview
merchandising system to Oracle Retail POS
Suite, 1-8
Oracle Retail POS Suite to Oracle Retail Sales
Audit, 1-10
preconditions, 1-12
system flow description, 1-13
Oracle Retail Price Management to Oracle Retail
POS Suite, 1-7

K

known integration gaps, 7-8
known issues, 6-1
authorized for sale, 6-1
bank deposit details, 7-9
branded debit card transactions, 7-9
catchweight Item in RTLog, 7-9
character restrictions for UOMs, 7-9
CTILL records in the RTLog, 7-9
currency.xml import restart, 6-1
data import, 6-1
data import field width maximums, 6-1
data mismatches in data import, 7-9
DepartmentDefaultTaxGroup, 7-10
discountable attribute from Oracle Retail
Merchandising System, 7-11
empty item classes lists for DIMP, 7-11
geocode tag missing for store, 7-11
gift card error, 7-11
hardcoded attributes consumed from Oracle Retail
Merchandising System, 6-2
IGTAX records in RTLog, 7-11
item cost attribute consumed from Oracle Retail
Merchandising System, 6-2
jar extract, 6-2
layaway deletion fee, 7-11
missing encryption key for Saencrypt.pc, 7-11
multiple regular price, 6-2
need to escape special characters in XML file, 6-2

- NM ITEM codes in Oracle Retail Sales Audit, 7-12
- Oracle Retail Price Management price promotion
 - endDateTime in Pricing Import XSD, 6-3
- postal code, 7-12
- predefined store id, 7-12
- preload section of ItemImport, 6-3
- price changes and price promotions, 7-12
- pricing group ID data mismatch, 7-13
- reason codes for discount rules, 7-13
- reason codes for price discount, 6-3
- registryEligible field, 6-3
- retail price field size limitation, 6-3
- special order eligible coupons, 6-3
- start date and end date mismatch, 7-13
- store ID datatype mismatch, 7-13
- store ID maximum length, 6-3
- third-party tax and employee information, 7-13
- till opening and closing, 7-13
- total ID in the RTLog, 7-14
- transaction-level items, 6-3
- UTF-8, 7-14
- VATCode datatype mismatch, 7-11

O

- Oracle Retail Merchandising System
 - configuration, 3-9
- Oracle Retail Price Management
 - configuration, 3-10
- overview, 1-1
 - Oracle Retail POS Suite, 1-10
 - Oracle Retail Sales Audit, 1-11

P

- POS Suite to Oracle Retail Sales Audit
 - configuration, 5-12
 - entity reader configuration file, 5-14
 - export format configuration file, 5-13
 - mapping configuration file, 5-14
 - store server conduit file, 5-12
 - development and testing tools, 5-15
 - classes, 5-15
 - executables in the bin directory, 5-16
 - extension points and development, 5-6
 - adding data elements to the RTLog format, 5-6
 - creating a new fixed length export record format, 5-7
 - exporting a non-fixed-length record format, 5-9
 - object factories, 5-9
 - DomainObjectFactory, 5-10
 - EntityMappingObjectFactory, 5-11
 - ExtractorObjectFactory, 5-11
 - RecordFormatObjectFactory, 5-12
 - RTLogMappingConfig.xml, 5-11
 - StoreServerConduit.xml, 5-9

R

- RTLog
 - adding data elements to the RTLog format, 5-6
 - mapping and translation, 2-8
- Oracle Retail POS Suite RTLog Files, 1-10
- RTLog batch generator, 2-2
 - maximum interactions, 2-2
- Oracle Retail Sales Audit, 2-2
- sleep interval, 2-2

T

- transport middleware, 1-11
- troubleshooting, 6-1

X

- XSD files and data element definition tables, C-1
 - currency import, C-2
 - customer import, C-6
 - employee import, C-16
 - item import, C-22
 - merchandise hierarchy import, C-53
 - pricing import, C-81
 - store hierarchy import, C-122, C-133
 - tax import, C-157