

Oracle® Retail Data Model

Reference

Release 11.3.2

E20361-03

July 2013

Oracle Retail Data Model Reference, Release 11.3.2

E20361-03

Copyright © 2009, 2013, Oracle and/or its affiliates. All rights reserved.

Primary Authors: Betsy Vanasse, Thomas Van Raalte

This software and related documentation are provided under a license agreement containing restrictions on use and disclosure and are protected by intellectual property laws. Except as expressly permitted in your license agreement or allowed by law, you may not use, copy, reproduce, translate, broadcast, modify, license, transmit, distribute, exhibit, perform, publish, or display any part, in any form, or by any means. Reverse engineering, disassembly, or decompilation of this software, unless required by law for interoperability, is prohibited.

The information contained herein is subject to change without notice and is not warranted to be error-free. If you find any errors, please report them to us in writing.

If this is software or related documentation that is delivered to the U.S. Government or anyone licensing it on behalf of the U.S. Government, the following notice is applicable:

U.S. GOVERNMENT END USERS: Oracle programs, including any operating system, integrated software, any programs installed on the hardware, and/or documentation, delivered to U.S. Government end users are "commercial computer software" pursuant to the applicable Federal Acquisition Regulation and agency-specific supplemental regulations. As such, use, duplication, disclosure, modification, and adaptation of the programs, including any operating system, integrated software, any programs installed on the hardware, and/or documentation, shall be subject to license terms and license restrictions applicable to the programs. No other rights are granted to the U.S. Government.

This software or hardware is developed for general use in a variety of information management applications. It is not developed or intended for use in any inherently dangerous applications, including applications that may create a risk of personal injury. If you use this software or hardware in dangerous applications, then you shall be responsible to take all appropriate fail-safe, backup, redundancy, and other measures to ensure its safe use. Oracle Corporation and its affiliates disclaim any liability for any damages caused by use of this software or hardware in dangerous applications.

Oracle and Java are registered trademarks of Oracle and/or its affiliates. Other names may be trademarks of their respective owners.

Intel and Intel Xeon are trademarks or registered trademarks of Intel Corporation. All SPARC trademarks are used under license and are trademarks or registered trademarks of SPARC International, Inc. AMD, Opteron, the AMD logo, and the AMD Opteron logo are trademarks or registered trademarks of Advanced Micro Devices. UNIX is a registered trademark of The Open Group.

This software or hardware and documentation may provide access to or information on content, products, and services from third parties. Oracle Corporation and its affiliates are not responsible for and expressly disclaim all warranties of any kind with respect to third-party content, products, and services. Oracle Corporation and its affiliates will not be responsible for any loss, costs, or damages incurred due to your access to or use of third-party content, products, or services.

Oracle Retail Data Model contains the ARTS Data Model licensed to Oracle by ARTS.

Contents

Preface	xvii
Audience	xvii
Documentation Accessibility	xvii
Related Documents	xviii
Conventions	xviii
1 Introducing Oracle Retail Data Model	
What is Oracle Retail Data Model?	1-1
New Features in Oracle Retail Data Model	1-2
What Are the Components of Oracle Retail Data Model	1-3
Oracle Products That Make Up Oracle Retail Data Model	1-4
2 Logical Data Model of Oracle Retail Data Model	
Overview of Retail Data Model Entity Types	2-1
Reference Entities	2-2
Lookup Entities	2-2
Base Entities	2-3
Derived Entities	2-3
Aggregate Entities	2-3
Logical Data Model Business Areas and Subject Areas	2-3
Logical Data Model Subject Area Entity Lists	2-4
Account	2-5
Address Location	2-6
Business Unit	2-6
Calendar	2-7
Call Center	2-8
Call Center Agent	2-8
Catalog Menu	2-9
Certificate Voucher	2-9
Channels	2-9
Clickstream	2-10
Competitor	2-11
Contract	2-11
Control Transaction	2-12
Cost	2-13

Customer	2-13
Customer Contract.....	2-15
Customer Order.....	2-15
Customer Service Request	2-16
Deal.....	2-16
Event	2-17
Food Service.....	2-17
Fueling Business Service	2-18
Financial Ledger	2-19
Geography.....	2-19
Inventory	2-20
Inventory Control.....	2-21
Invoice.....	2-21
Item.....	2-22
Loyalty	2-24
Manufacturer Organization.....	2-24
Manufacturer SKU Item	2-24
Order Fulfillment	2-25
Organization Business Unit.....	2-26
Party	2-27
Party Interaction.....	2-28
Planogram	2-29
Point of Service (POS).....	2-29
Promotion / Campaign.....	2-30
SKU Item Recipe.....	2-31
Retail Sales.....	2-32
Retail Transaction.....	2-33
Revenue Center	2-34
Sales Audit	2-34
SKU Item	2-35
Subscription	2-36
Supply Chain	2-36
Tender Control	2-37
Tender Repository.....	2-37
Time.....	2-38
Touchpoint	2-39
Vendor	2-39
Vendor Item	2-40
Workforce Management.....	2-40
Workstation and Till.....	2-41
Logical Data Model Entity Dictionary	2-42

3 Physical Data Model of Oracle Retail Data Model

Introduction to the Oracle Retail Data Model Physical Model.....	3-1
Reference Tables.....	3-2
Lookup Tables	3-13
Base Tables.....	3-18

Derived Tables	3-23
Aggregate Tables	3-24
Control and Configuration Tables	3-25
Metadata Tables and Views	3-26
Database Sequences.....	3-26
Oracle Retail Data Model OLAP Cube MVs, OLAP Views.....	3-27
Oracle Retail Data Model Relational MVs.....	3-30
Oracle Retail Data Model Relational Views	3-31
Oracle Retail Data Model Data Mining MVs	3-32
4 Logical to Physical Mappings in the Oracle Retail Data Model	
Entity Mapping Table.....	4-1
5 Oracle Retail Data Model Partitioning	
Partitioning Strategy for Oracle Retail Data Model.....	5-1
6 ETL for the Oracle Retail Data Model	
Introduction to Oracle Retail Data Model ETL.....	6-1
Intra-ETL Packages for Populating Derived Tables	6-2
PKG_DWD_ACTVTY_RQST_DAY	6-3
PKG_DWD_CARRIER_CMPLNC_DAY.....	6-4
PKG_DWD_COST_DAY.....	6-4
PKG_DWD_CRTFCT_ACTVTY_TRX	6-4
PKG_DWD_CUST_EMP_RLTNSHP_DAY	6-4
PKG_DWD_CUST_ORDR_LI_STATE.....	6-4
PKG_DWD_CUST_RFMP_SCR.....	6-5
PKG_DWD_CUST_SKU_SL_RETRN_DAY.....	6-5
PKG_DWD_CUST_TYP_ORDR_ITEM_DAY.....	6-5
PKG_DWD_EMP_LBR.....	6-5
PKG_DWD_EMP_WG_PYMNT_DAY	6-6
PKG_DWD_INV_ADJ_ITEM_DAY	6-6
PKG_DWD_INV_POSN_ITEM_DAY.....	6-6
PKG_DWD_INV_RCPT_ITEM_DAY	6-6
PKG_DWD_INV_UNAVL_ITEM_DAY.....	6-7
PKG_DWD_INV_XFER_ITEM_DAY.....	6-7
PKG_DWD_ORG_BSNS_UNT_TRFC_DAY	6-7
PKG_DWD_POS_CNTRL.....	6-7
PKG_DWD_POS_RTL.....	6-8
PKG_DWD_POS_STORE_FINCL	6-8
PKG_DWD_POS_TNDR_FLOW	6-8
PKG_DWD_RTL_SL_RETRN_ITEM_DAY.....	6-8
PKG_DWD_RTL_TRX_EMP_WRKSTN_DAY.....	6-8
PKG_DWD_RTV_ITEM_DAY	6-9
PKG_DWD_SPACE_UTILIZATION_ITEM_DAY.....	6-9
PKG_DWD_VENDOR_CMPLNC_ITEM_DAY	6-9
PKG_INTRA_ETL_PROCESS	6-9

PKG_INTRA_ETL_UTIL.....	6-9
Intra-ETL for Populating Aggregate Tables and Relational Materialized Views.....	6-10
DWA_ACCT_PAYBL_MO	6-11
DWA_ACCT_RCVBL_MO	6-11
DWA_ACTVTY_RQST_MO.....	6-11
DWA_ASSTS_MO.....	6-11
DWA_CARRIER_CMPLNC_WK	6-12
DWA_COST_MO	6-12
DWA_CRTFCT_ACTVTY_DAY.....	6-12
DWA_CUST_EMP_RLTNSHP_MO.....	6-12
DWA_CUST_EMP_SL_RETRN_MO	6-13
DWA_CUST_TYP_ORDR_DEPT_MO.....	6-13
DWA_CUST_TYP_ORDR_SBC_WK.....	6-13
DWA_INV_POSN_DEPT_DAY.....	6-13
DWA_INV_POSN_SBC_MO.....	6-14
DWA_INV_RCPT_SBC_WK	6-14
DWA_LIAB_MO	6-14
DWA_PCHSE_ORDR_DEPT_MO	6-14
DWA_PCHSE_ORDR_LI_DAY	6-15
DWA_PCHSE_ORDR_LI_MO	6-15
DWA_PCHSE_ORDR_SBC_DAY.....	6-15
DWA_POS_RTL_EMP_MO.....	6-16
DWA_RTL_SL_RETRN_DEPT_DAY.....	6-16
DWA_RTL_SL_RETRN_SBC_MO	6-16
DWA_RTV_DEPT_DAY	6-16
DWA_RTV_SBC_MO	6-17
DWA_SPACE_UTLZTN_DEPT_DAY.....	6-17
Intra-ETL to Load OLAP Analytical Workspace	6-17
Intra-ETL to Load/Rebuild Mining Models.....	6-18
Intra-ETL Process Flows.....	6-18
Details of the ORDM_DERIVED_FLW	6-19
Details of the ORDM_AGG_N_DEP_FLW	6-20
Details of the ORDM_AGG_DEP_FLW.....	6-21
Details of the OLAP_MAP Mapping.....	6-22
Details of the ORDM_MNNG_FLW	6-23
Executing the Intra-ETL	6-23

7 Oracle Retail Data Model OLAP ETL

Oracle Retail Data Model OLAP Source Objects.....	7-1
General Process to Populate the OLAP Analytical Workspace in Oracle Retail Data Model	7-4
SQL Access to Analytical Workspace including Query Rewrite to Cube Organized	
Materialized Views	7-4
OLAP Component ETL	7-5
OLAP Component Installation Process	7-5
OLAP Component Load Scripts	7-6
OLAP Component Initial Load Script	7-6
OLAP Component Incremental Load Script.....	7-7

When is the OLAP Analytical Workspace Populated?.....	7-8
Populating During the Initial Load of the OLAP Cube Data.....	7-8
Populating on a Continuous or Scheduled Basis to Update the OLAP Cube Data.....	7-8
OLAP_ETL Package: PKG_ORDM_OLAP_ETL_AW_LOAD.....	7-9
Summary of the PKG_OLAP_ETL_AW_LOAD Subprograms.....	7-9
OLAP_ETL_AW_BUILD.....	7-10
OLAP_ETL_NF_CUBE_BUILD.....	7-11
OLAP_ETL_FCST_BUILD.....	7-11

8 Oracle Retail Data Model OLAP Dimensions

OLAP Dimensions Overview.....	8-1
Activity Request Type: ACTRQSTTYP.....	8-3
Assets Type: ASSTTYPE.....	8-3
Business Unit Shift: BUSHIFT.....	8-4
Carrier: CARRIER.....	8-5
Campaign Media: CMPGNMEDIA.....	8-5
Customer: CUSTOMER.....	8-6
Employee: EMPLOYEE.....	8-8
Environment Type: ENVTYPE.....	8-8
Interaction Reason: INTRACNRSN.....	8-9
Interaction Status: INTRACNSTAT.....	8-9
Interaction Type: INTRACNTYP.....	8-10
Inventory Location: INVLOC.....	8-10
Liability Type: LIABTYP.....	8-11
Order Type: ORDRTYP.....	8-11
Organization: ORGANIZATION.....	8-12
Organization QR Dimension: ORGQR.....	8-16
Pay Type: PAYTYPE.....	8-20
Post Code: POSTCD.....	8-20
Product QR Dimension: PRODQR.....	8-21
Product: PRODUCT.....	8-25
Reason: REASON.....	8-29
RFMP: RFMP.....	8-29
Request Origin: RQSTORIGIN.....	8-32
Time: TIME.....	8-32
Time QR Dimension: TIMEQR.....	8-38
Touchpoint: TOUCHPOINT.....	8-42
UOM: UOM.....	8-42
Vendor: VENDOR.....	8-43
Vendor Item: VNDRITEM.....	8-43
Vendor Site: VNDRSITE.....	8-44

9 Oracle Retail Data Model OLAP Cubes

Oracle Retail Data Model OLAP Cubes Summary.....	9-1
Oracle Retail Data Model OLAP Cubes.....	9-2
Activity Request Cube: AR.....	9-3

Asset Cube: ASSET	9-9
Carrier Compliance Cube: CC.....	9-11
Customer Order Cube: CO	9-20
Customer RFMP Cube: CRFMP.....	9-22
Customer RFMP DC Cube: CRFMPDC.....	9-24
Customer SKU Sale Return Cube: CSSR.....	9-26
Employee Labor Cube: EL	9-34
Employee Wage Payment Cube: EWGP.....	9-36
Inventory Adjustment Cube: IA	9-38
Inventory Cube: INV	9-39
Inventory Forecast Cube: INV_FCST.....	9-41
Inventory Forecast Statistic Cube: INV_FCST_STTSTC.....	9-42
Inventory Receipt Cube: IR.....	9-43
Inventory Unavailable Cube: IU	9-46
Liability Cube: LIABILITY	9-51
Store Hours Cube: OBUH.....	9-52
Store Traffic Cube: OBUT	9-54
Purchase Order Line Item State Cube: POLIS	9-56
Purchase Order State Cube: POS	9-111
Retail Transaction Employee Workstation Cube: RTEW	9-145
Sales Plan Item Organization Hierarchy Cube: SLPLN	9-188
Sales Cube: SLS.....	9-193
Sales Cube - Cube based QR enabled: SLSQR	9-196
Sales Cube Forecast: SLS_FCST	9-200
Sales Cube Forecast Statistic: SLS_FCST_STTSTC	9-201
Space Utilization Cube: SU	9-202
Vendor Compliance Cube: VC.....	9-219

10 Data Mining Models in Oracle Retail Data Model

About Data Mining in Oracle Retail Data Model	10-1
Mining Model Overview.....	10-2
Steps to Build Mining Models.....	10-3
Using the Mining Model Refresh Procedure	10-3
Data Mining Target Tables	10-4
Oracle Retail Data Model Data Mining Models	10-5
Model 1: Employee Basket Analysis	10-5
Employee Basket Analysis Target Variables.....	10-5
Employee Basket Analysis Source Table.....	10-6
Employee Basket Analysis Target Tables.....	10-7
Employee Basket Analysis Example of Desired DT Rules	10-7
Employee Basket Analysis Attribute Ranking with SVM Factors.....	10-7
Employee Basket Analysis Employee KPIs Prediction using DT.....	10-7
Employee Basket Analysis Employee KPIs Prediction using SVM.....	10-8
Model 2: Employee Sales Analysis	10-9
Employee Sales Analysis Target Variables	10-9
Employee Sales Analysis Source Table.....	10-10
Employee Sales Analysis Target Tables.....	10-10

Employee Sales Analysis Example of Desired DT Rules	10-10
Employee Sales Analysis Attribute Ranking with SVM Factors.....	10-11
Employee Sales Analysis Employee KPIs Prediction using DT.....	10-11
Employee Sales Analysis Employee KPIs Prediction using SVM	10-12
Model 3: Customer Loyalty Analysis.....	10-12
Customer Loyalty Analysis Target Variable.....	10-13
Customer Loyalty Analysis Source Table	10-13
Customer Loyalty Analysis Target Tables	10-15
Customer Loyalty Analysis Example of Desired DT Rules.....	10-15
Customer Loyalty Analysis Attribute Ranking with SVM Factors	10-15
Customer Loyalty Analysis Customer Loyalty Prediction (By SVM & DT).....	10-15
Model 4: Store Loss Analysis.....	10-15
Store Loss Analysis Source Table	10-17
Store Loss Analysis Target Tables	10-18
Store Loss Analysis Examples of Desired Rules.....	10-18
Store Loss Analysis Attribute Ranking with SVM Factor.....	10-19
Store Loss Analysis Store KPIs Prediction using DT.....	10-19
Store Loss Analysis Store KPIs Prediction Using SVM.....	10-19
Model 5: Item POS Loss Analysis	10-20
Item POS Loss Analysis Target Variables	10-20
Item POS Loss Analysis Source Table.....	10-21
Item POS Loss Analysis Target Tables	10-27
Item POS Loss Analysis Examples of Desired Rules.....	10-27
Item POS Loss Analysis Attribute Ranking with SVM Factor	10-28
Item POS Loss Analysis Item KPIs Prediction using DT	10-28
Item POS Loss Analysis Item KPIs Prediction using SVM.....	10-28
Model 6: Product Category Mix Analysis	10-29
Product Category Mix Analysis Source Table	10-29
Product Category Mix Analysis Target Table	10-30
Product Category Mix Analysis Examples of Desired Rules	10-30
Model 7: Product Price Elasticity Analysis.....	10-31
Product Price Elasticity Analysis Source Table	10-31
Product Price Elasticity Analysis Target Table.....	10-32
Product Price Elasticity Analysis Attribute Ranking with SVM Factor.....	10-32
Model 8: Employee Combination Analysis.....	10-32
Employee Combination Analysis Target Variables	10-33
Employee Combination Analysis Source Table	10-33
Employee Combination Analysis Target Tables	10-34
Employee Combination Analysis Examples of Desired DT Rules	10-35
Employee Combination Analysis Attribute Ranking with SVM Factor.....	10-35
Employee Combination Analysis Employee Combination Performance Prediction (By DT & SVM)	10-35
Model 9: Customer Segmentation Analysis	10-35
Customer Segmentation Analysis Source Table.....	10-36
Customer Segmentation Analysis Target Table	10-37
Customer Segmentation Analysis Examples of desired Segment profile	10-38
Model 10: Customer Life Time Value Analysis	10-38

Customer Life Time Value Analysis Target Variables	10-38
Customer Life Time Value Analysis Source Table.....	10-39
Customer Life Time Value Analysis Target Tables	10-40
Customer Life Time Value Analysis Examples of Desired DT Rules	10-41
Customer Life Time Value Analysis Attribute Ranking with SVM Factor	10-41
Customer LTV Code Prediction (Using DT) - Classification.....	10-41
Customer LTV Prediction (Using SVM)- Regression	10-42
Customer LT Survival Value Code Prediction (Using) - Classification.....	10-42
Customer LT Survival Value Prediction (Using SVM)- Regression.....	10-42
Model 11: Customer Churn Analysis.....	10-42
Customer Churn Analysis Source Table	10-43
Customer Churn Analysis Target Tables	10-45
Customer Churn Analysis Examples of Desired DT Rules	10-45
Customer Churn Analysis Attribute Ranking with SVM Factor.....	10-45
Customer Churn Prediction (By DT & SVM)	10-45
Model 12: Customer Sentiment Analysis	10-46
Customer Sentiment Analysis Target Variable	10-46
Customer Sentiment Analysis Source Table.....	10-46
Customer Sentiment Analysis Target Table.....	10-46

11 Oracle Retail Data Model Utility Scripts

Calendar Population	11-1
Calendar Population Scripts.....	11-1
How to Populate Calendar Data.....	11-2
Time Dimension Incremental Load	11-2

12 Oracle Retail Data Model Sample Reports

Customer Reports	12-1
Demography	12-1
Customer Demographics by Income Band and Household Size.....	12-1
Frequent Shopper.....	12-2
Frequent Shopper Penetration	12-2
Frequent Shopper Sales Analysis	12-3
Frequent Shopper Transactions	12-4
Frequent Shopper Distribution	12-4
RFMP and Cluster	12-5
RFM Scoring	12-5
RFMP Trending.....	12-6
Cluster Analysis	12-7
Frequency Defection.....	12-8
Customer Analysis.....	12-9
Customer Loyalty DT Profile	12-9
Customer Loyalty Factor Rank	12-10
Customer Loyalty Prediction	12-11
Customer Segmentation.....	12-12
Customer Segmentation Details	12-13
Promotion Reports	12-14

Actual and Plan	12-14
Promotion Planning.....	12-14
Promotion Comparison.....	12-15
Promotional Forecast Planning.....	12-16
Performance	12-16
Contribution by Promotion Event Type.....	12-16
Promotion Scorecard	12-17
Promotional Performance.....	12-18
Promotion Impact	12-19
Response.....	12-20
Category Reports	12-20
Contribution.....	12-21
Scorecard	12-21
Item Profit on Cost.....	12-21
Pack Sales	12-22
Profit on Net Cost	12-23
Cost Trend.....	12-24
Class Item Level Profit	12-24
Performance	12-25
Bottom Performance by Sales.....	12-25
Space Performance.....	12-26
Bottom Performance % Profit.....	12-27
Top Performance	12-28
Top by Store.....	12-29
Pricing.....	12-30
Product Pricing.....	12-30
Organization Pricing	12-30
Price Analysis	12-31
Product Analysis	12-32
Sales by Banner.....	12-32
Listing (Bottom).....	12-33
Sales by Channel	12-34
Listing by Category	12-35
Sales Analysis	12-36
Sales by Channel	12-37
Cross Sell Analysis.....	12-37
Vendor Sales by Channel.....	12-38
Sales and Profit	12-39
Gross Profit	12-39
Sales Profit Return by Channel (with store for local values).....	12-40
Sales Profit & Return by Channel.....	12-41
Sales Profit by Product Cluster	12-41
Product Cluster Sales and Profit.....	12-42
Sales & Profit by Customer Cluster.....	12-43
Sales Profit & Return by Location Trait.....	12-44
Product Price Elasticity	12-45
Sales Prediction - Batch Mode.....	12-45

Dynamic Sales Prediction	12-46
Product Category Mix	12-47
Product Category Mix	12-47
Product Set Rank by Support	12-48
Product Set Rank by Probability	12-49
Merchandise Reports	12-50
Flow Analysis	12-51
Fast Moving Items.....	12-51
Store Sales Flash Compared with Last Year	12-52
Department Chain Sales Flash	12-53
Store Sales Flash	12-54
Margin Contribution.....	12-55
Sales Analysis	12-55
Contribution to Chain	12-56
Organization Sales and Profit	12-57
Sales and Stock	12-57
Sales, Profit and Return Store.....	12-58
Sales, Return and Profit Channel.....	12-59
Performance	12-60
Contract Detail by Item	12-60
Vendor	12-61
Top Performance	12-62
Vendor Product Summary.....	12-63
Commitment Summary	12-64
Daily Performance	12-65
Monthly Performance.....	12-66
Pack Compared to Standalone Sales	12-67
Vendor Performance.....	12-68
Delivery and Timeliness	12-69
Zero Selling	12-70
Sales Analysis	12-71
Product Sales & Return	12-71
Item Profit	12-72
Net Cost, Net Profit	12-72
Department Sales	12-73
Vendor Sales	12-74
Spatial Sales	12-75
Markdown.....	12-76
Scorecard	12-77
Sales Scorecard	12-77
Store Sales Scorecard	12-78
Vendor Scorecard.....	12-79
Markdown Scorecard	12-80
Stock Movement.....	12-81
Receipts.....	12-81
Stock Ledger	12-81
Inventory Actual Comparison by Week.....	12-82

13 Oracle Retail Data Model Sample Reports Continued

Workforce Reports	13-1
Performance	13-1
Salesperson Performance	13-1
Salesperson Ranking.....	13-2
Salesperson Profit.....	13-2
Cashier	13-3
Ranking.....	13-4
Cashier Ranking	13-4
Salesperson Ranking.....	13-5
Transactions	13-6
Employees Sales and Returns	13-6
Cashier Transaction Summary.....	13-6
Employee Analysis.....	13-7
Employee Basket DT Profile.....	13-7
Employee Basket Factor Rank.....	13-8
Employee Basket Prediction.....	13-9
Employee Sales DT Profile.....	13-10
Employee Sales Factor Rank.....	13-11
Employee Sales Prediction.....	13-12
Employee Combination DT Profile	13-13
Point of Service Reports	13-14
Conversion	13-14
Sales Conversion	13-15
Sales Comparison.....	13-15
Store Traffic Day	13-16
Store Traffic Week.....	13-17
Entry Methods	13-18
Entry Methods (Column Total).....	13-18
Entry Methods (Row Total)	13-19
Flow Analysis	13-20
Store Traffic.....	13-20
Sales Trend Transaction Count.....	13-20
Sales Trend.....	13-21
Transaction Profile.....	13-22
Scorecard	13-23
Sales Productivity	13-23
Location Sales Productivity	13-23
Selling Location Productivity.....	13-24
Till Analysis	13-25
Transactions	13-26
Transaction by Associates.....	13-26
Transaction Profile.....	13-27
Store and Transaction Types	13-28
Loss Prevention Transactions.....	13-29
Loss Prevention Reports	13-30
Defection.....	13-30

Monetary	13-30
Profitability	13-31
Shrink and Theft.....	13-32
Category Trending.....	13-32
Transaction by Tender.....	13-33
Customer Transaction	13-33
Associate Tendering	13-34
Statistical Outliers	13-35
Statistical Emp Outlier	13-35
Statistical Store Outlier.....	13-36
Store Credits.....	13-37
Store Credits	13-37
Inventory Reports.....	13-38
Accounting	13-38
Stock Ledger Gross Margin	13-38
Adjustments Summary	13-39
Inventory Adjustment (Detail).....	13-40
Availability Analysis	13-41
Compliance	13-42
Vendor Compliance.....	13-42
Vendor Performance.....	13-43
Merchandise.....	13-44
Comp Sales.....	13-44
Vendor Product.....	13-45
RTV Trend.....	13-46
Sales and Inventory Item	13-46
Vendor Sales	13-47
Sales and Inventory	13-48
Quality Assurance.....	13-49
Delivery Accuracy	13-49
Quality Measure.....	13-49
Timeliness	13-50
Stock Movement.....	13-51
Inventory and Receipts	13-51
Receipts and Inventory by Vendor.....	13-51
Ending On Hand (EOH) Value	13-52
Order Management Reports.....	13-53
Order Status	13-53
Store Operation Reports	13-54
Comp Store.....	13-54
Sales Analysis	13-54
Sales Comparison.....	13-55
Profit Analysis	13-56
Store Performance	13-57
Contribution	13-57
Store Performance.....	13-58
Ranking.....	13-59

Scorecard	13-60
Over/Short	13-61
Employee Over/Short	13-61
Store Over/Short	13-62
Traffic	13-62
Store Traffic Day	13-63
Store Traffic Week	13-63
Transaction	13-64
Hourly Sales	13-64
Hourly Sales Trend	13-65
Store Loss Analysis	13-66
Store Loss DT Profile	13-66
Store Loss Factor Rank	13-67
Store Loss Prediction	13-68

A Control Tables

Intra-ETL Load Parameters Control Table	A-1
Intra-ETL OLAP Mapping Control Table	A-2
Intra-ETL Monitoring Process Control Tables	A-3

Preface

The *Oracle Retail Data Model Reference* contains technical information about the various components and objects for Oracle Retail Data Model, a start-up kit for implementing a retail data warehouse solution. This technical information includes information about the Oracle Retail Data Model logical and physical data models, intra-ETL, OLAP dimensions, data mining packages, and analytic workspace.

Audience

The audience for the *Oracle Retail Data Model Reference* includes the following:

- IT specialists, who maintain and adjust Oracle Retail Data Model. They are assumed to have a strong foundation in Oracle Database and PL/SQL, Oracle Warehouse Builder, which generates the data warehouse, AWM, and Oracle Business Intelligence Suite Enterprise Edition.
- Database administrators, who will administer the data warehouse and the database objects that store the data. They are assumed to understand Intra-ETL, which is used to transfer data from one format to another; Oracle Warehouse Builder, which generates the data warehouse, as well as PL/SQL and the Oracle Database.
- Business analysts, including information and data analysts, market analysts and sales analysts.

This document is also intended for data modelers, data warehouse administrators, IT staff, and ETL developers.

Documentation Accessibility

For information about Oracle's commitment to accessibility, visit the Oracle Accessibility Program website at <http://www.oracle.com/pls/topic/lookup?ctx=acc&id=docacc>.

Access to Oracle Support

Oracle customers have access to electronic support through My Oracle Support. For information, visit <http://www.oracle.com/pls/topic/lookup?ctx=acc&id=info> or visit <http://www.oracle.com/pls/topic/lookup?ctx=acc&id=trs> if you are hearing impaired.

Related Documents

For more information, see the following document in the Oracle Retail Data Model documentation set:

- *Oracle Retail Data Model Installation Guide*
- *Oracle Retail Data Model Implementation and Operations Guide*
- *Oracle Retail Data Model Release Notes*

Conventions

The following text conventions are used in this document:

Convention	Meaning
boldface	Boldface type indicates graphical user interface elements associated with an action, or terms defined in text or the glossary.
<i>italic</i>	Italic type indicates book titles, emphasis, or placeholder variables for which you supply particular values.
monospace	Monospace type indicates commands within a paragraph, URLs, code in examples, text that appears on the screen, or text that you enter.

Introducing Oracle Retail Data Model

This chapter introduces the Oracle Retail Data Model, which is a start-up kit for implementing a retail data warehouse solution.

This chapter includes the following sections:

- [What is Oracle Retail Data Model?](#)
- [New Features in Oracle Retail Data Model](#)
- [Oracle Products That Make Up Oracle Retail Data Model](#)
- [What Are the Components of Oracle Retail Data Model](#)

What is Oracle Retail Data Model?

Oracle Retail Data Model is a startup kit for implementing a retail business intelligence solution. It is a standards-based data model, designed and pre-tuned for Oracle data warehouses, including the Oracle Exadata Database Machine.

The Oracle Retail Data Model offers a single-vendor solution package that is tightly integrated with the business intelligence platform. With pre-built data mining, Online Analytical Processing (Oracle OLAP) and dimensional models, Oracle Retail Data Model provides you with industry-specific metrics and insights that you can act on immediately to improve your bottom line. These business intelligence solution offerings take advantage of Oracle's scalability and reliability, using Oracle's familiar optimization, parallelism, and performance engineering within the database.

Oracle Retail Data Model is a pre-built, pre-tested solution designed by industry experts to help retailers maximize the value of their Oracle data warehouse. You can take advantage of pre-built and pre-tested solution sets designed by industry experts that deliver relevant insights. Oracle Retail Data Model includes an exhaustive set of embedded advanced analytics using Oracle's OLAP and data mining technology. Using sophisticated trending and data mining capabilities based on Oracle's OLAP and data mining technology, retailers - including restaurants, grocery stores, department stores, specialty store chains, mass merchants, convenience stores, and multi-channel retailers, now have the data analysis capabilities to develop retail-specific insights that are relevant, actionable, and can improve both top-line and bottom-line results. You can see summarized, aggregated information or quickly navigate to drill-down transaction details to better understand business issues.

Oracle Retail Data Model can be used in any application environment and is easily extendable.

By leveraging Oracle's strong retail domain expertise, Oracle Retail Data Model provides an industry standard compliant foundation schema that is modern, relevant, topical, and addresses needs of most retail segments. This normalized foundation

schema serves as a detailed and structured representation of the retail business, providing an integrated base for business information with fully defined entities and relationships.

For example, using Oracle Retail Data Model's sample reports, merchandisers gain improved insight into product affinities; loss prevention specialists gain improved visibility; and marketing analysts gain improved understanding of promotional effectiveness and customer segmentation. You can add your own reports as well. Oracle Retail Data Model, combined with Oracle technology, provides all of the components required for a complete and extendable Retail Data Warehouse and Business Intelligence framework to eliminate complex and costly integration requirements, all designed to reduce your total cost of ownership.

With Oracle Retail Data Model, you can jump-start the design and implementation of a retail data warehouse to quickly achieve a positive ROI for your data warehousing and business intelligence project with a predictable implementation effort.

Oracle Retail Data Model reduces costs for both immediate and on-going operations by leveraging out-of-box Oracle based Data Warehouse and Business Intelligence solutions, making world-class database and business intelligence technology solutions available with a retail specific data model.

New Features in Oracle Retail Data Model

This release of Oracle Retail Data Model includes the following changes and new features:

- Support for Association for Retail Technology Standards (ARTS) Operational Data Model Release 6.0
- New database objects added to support the following:
 - Food service transactions, recipe, and reservations
 - Manufacturer's view of items and multiple retailers
 - Retailer private label and business to business sales
 - Retailers: in-store, e-commerce, catalog, wholesale
 - Wholesale franchise customers and stores
 - Point of Service control transactions, Store Financials
 - Invoice, Receivable, Payable, General Ledger, Journal Entries
- New Advanced Analytics, Forecasting, and Prediction
 - Price Elasticity: for more information, see "[Model 7: Product Price Elasticity Analysis](#)" on page 10-31
 - Customer Sentiment: for more information, see "[Model 12: Customer Sentiment Analysis](#)" on page 10-46
 - Customer Value: for more information, see "[Model 10: Customer Life Time Value Analysis](#)" on page 10-38
 - Workforce Optimization: for more information, see "[Model 8: Employee Combination Analysis](#)" on page 10-32
- Customer orders support: for more information, see [Chapter 9, "Oracle Retail Data Model OLAP Cubes"](#).

- Support for additional measures in all levels, base, derived, aggregate, and new reports covering Retail Math calculations such as Customer Traffic, Conversion Rate, Current Assets/Liabilities, Net Profit/Sales, Number of transactions, Sales per Hour, Sales per Sq Foot, Units per Customer/Txn, and so on.
- Adoption of Oracle Database 11g Release 2 features and capabilities, including:
 - Interval Partition: an extension of range partitioning which instructs the database to automatically create partitions of a specified interval when data inserted into the table exceeds all of the existing range partitions.
 - Improved OLAP provides:
 - * New cubes for Activity Requests, Carrier/Vendor Compliance, Customer RFMP, Purchase Order, Employee Label/Wage Payment, Store Hours/Traffic, and Space Utilization.
 - * Improved forecast process to perform the forecasts as part of Incremental load (can be scheduled to run every month or as often as required).
 - * Supports Query Rewrite of relational star schema based queries using Oracle OLAP functionality Query Rewrite using Cube organized Materialized Views. For more information on Query Rewrite, see Oracle OLAP User's Guide.
 - Reduces the number of materialized views, improves performance, and provides enhanced manageability
 - Improved Mining
- Improved Sample Reports
 - Less operational, more advanced analytics
 - Update-able metadata for impact and lineage analysis

What Are the Components of Oracle Retail Data Model

Oracle Retail Data Model following components:

- Logical model

[Chapter 2, "Logical Data Model of Oracle Retail Data Model"](#) describes the logical data model.
- Physical model

[Chapter 3, "Physical Data Model of Oracle Retail Data Model"](#) describes the physical model. The logical to physical mapping is detailed in [Chapter 4, "Logical to Physical Mappings in the Oracle Retail Data Model"](#).
- Intra-ETL database packages and SQL scripts to extract, transform, and load (ETL) data from one layer of Oracle Retail Data Model to another.

[Chapter 6, "ETL for the Oracle Retail Data Model"](#) describes the intra-ETL packages and SQL scripts. How to use these packages and scripts to populate a data warehouse based on the Oracle Retail Data Model is discussed in *Oracle Retail Data Model Implementation and Operations Guide*.
- OLAP Models for Oracle Retail Data Model

[Chapter 8, "Oracle Retail Data Model OLAP Dimensions"](#) and [Chapter 9, "Oracle Retail Data Model OLAP Cubes"](#) describe the OLAP Models.
- Pre-defined Data Mining Models.

[Chapter 10, "Data Mining Models in Oracle Retail Data Model"](#) describes the data mining models.

- Utility Scripts

[Chapter 11, "Oracle Retail Data Model Utility Scripts"](#) describes the utility scripts.

- Sample reports and dashboards
- Installation scripts

For more information on installation, refer to the *Oracle Retail Data Model Installation Guide*.

Oracle Products That Make Up Oracle Retail Data Model

Several Oracle technologies are involved in building the infrastructure for retail business intelligence.

Oracle Database with OLAP, Data Mining and Partitioning Option

Oracle Retail Data Model utilizes a complete Oracle technical stack. It leverages the following data warehousing features of the Oracle database: SQL model, compression, partitioning, advanced statistical functions, materialized views, data mining, and online analytical processing (OLAP).

Tip: To save some money, you can consider using Oracle RAC and commodity hardware.

Oracle Development Tools

Use the following Oracle tools to customize the predefined logical and physical models provided with Oracle Retail Data Model, or to populate the target relational tables, materialized views, or OLAP cubes.

Table 1–1 Oracle Development Tools Used with Oracle Retail Data Model

Name	Use
SQL Developer or SQL*Plus	To create or modify database objects
Oracle Warehouse Builder	For the process control of the intra ETL process
Analytic Workspace Manager	To populate the target OLAP cubes

Oracle Business Intelligence Suite Enterprise Edition Presentation Tools

Oracle Business Intelligence Suite Enterprise Edition is a comprehensive suite of enterprise Business Intelligence products that delivers a full range of analysis and reporting capabilities. You can use Oracle Business Intelligence Suite Enterprise Edition Answers and Dashboard presentation tools to customize the predefined dashboard reports that are provided with Oracle Retail Data Model.

Part I

Logical and Physical Data Model

This part provides details for the Oracle Retail Data Model Logical and Physical Data model.

Part I contains the following chapters:

- [Chapter 2, "Logical Data Model of Oracle Retail Data Model"](#)
- [Chapter 3, "Physical Data Model of Oracle Retail Data Model"](#)
- [Chapter 4, "Logical to Physical Mappings in the Oracle Retail Data Model"](#)
- [Chapter 5, "Oracle Retail Data Model Partitioning"](#)

Logical Data Model of Oracle Retail Data Model

The logical data model defines the business entities and their relationships to provide a clear understanding of the business and data requirements for the data warehouse.

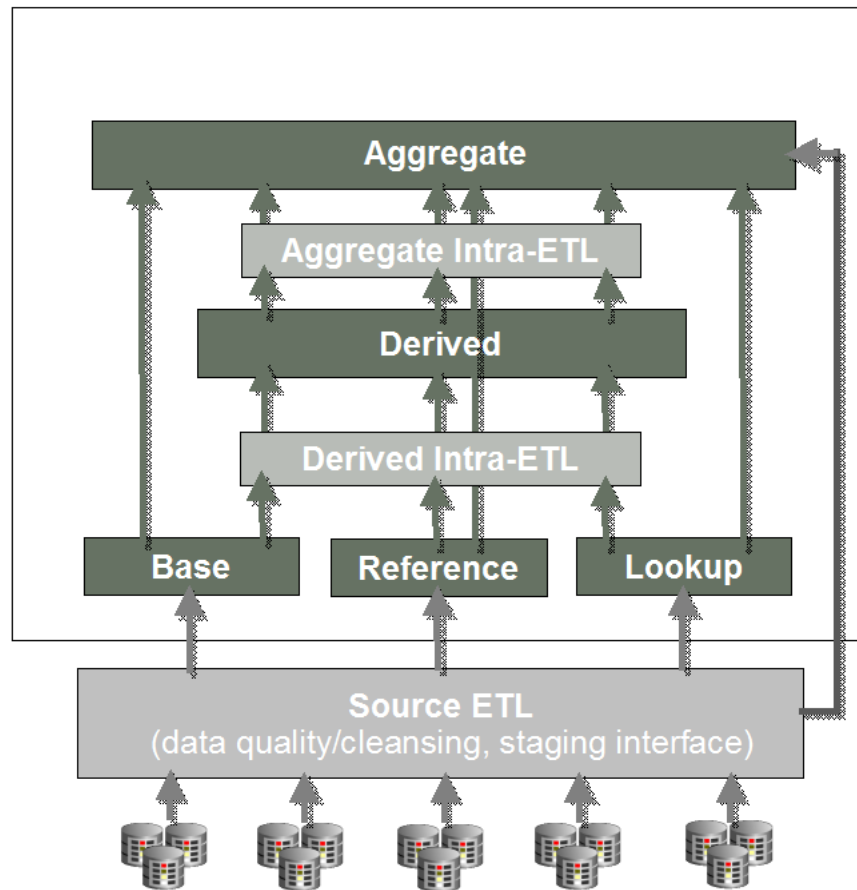
This chapter includes the following sections:

- [Overview of Retail Data Model Entity Types](#)
- [Logical Data Model Business Areas and Subject Areas](#)
- [Logical Data Model Subject Area Entity Lists](#)
- [Logical Data Model Entity Dictionary](#)

Overview of Retail Data Model Entity Types

Entity types correspond to table types in Oracle Retail Data Model. [Figure 2-1](#) shows different table types and table population steps in Oracle Retail Data Model.

Figure 2–1 Entity Types and Populating Oracle Retail Data Model Tables



Note: Figure 2–1 shows a "generic" Oracle Industry Data Model data flow. In contrast to the data flow shown Figure 2–1, Oracle Retail Data Model has all aggregate tables defined from "derived" tables and "reference" tables (dimensions). However, if you customize Oracle Retail Data Model to create a new aggregate table, for which a derived table does exist, then the new table could be defined from the base, reference, lookup, or possibly from external tables as shown in Figure 2–1. For more information on Oracle Retail Data Model customization, see *Oracle Retail Data Model Implementation and Operations Guide*.

Reference Entities

Reference Entities define the entities within, and associated with the retail organization for which data would be recorded and analyzed. Reference entities record the structure of the retail organization and all people, products, and organizations associated with it.

Lookup Entities

Lookup entities hold the descriptions for frequently used attributes. Using lookup entities saves space, as the referring fact table holds only a small key or code and

foreign key, and Oracle Retail Data Model stores the space consuming description in a lookup entity table and does not repeat the description in each transaction row in which it is referenced.

Base Entities

Base entities contain atomic level transaction data. Base entities could be leveraged as an Operational Data Store (ODS) and as a system of record. Data in the base entities support the derived and aggregate layers to facilitate Star and population, and act as a source for Data Mining for advanced analysis.

Derived Entities

Derived entities contain information drawn from one or more base entities, and can contain denormalized and/or transposed data. Granularity is partially aggregated, typically at day level, but in some cases at quarter hour level or partially aggregated transactional data from the base entities.

Aggregate Entities

Aggregate entities hold data rolled up from the Base or Derived entities at different levels across different dimensional hierarchies.

Logical Data Model Business Areas and Subject Areas

Table 2–1 lists the Oracle Retail Data Model Business Areas and the Subject Areas that are components of each Business Area.

Table 2–1 Logical Data Model Business Area to Subject Area Mapping

Business Area	Subject Area Components of Business Area
Call Center	Call Center, Call Center Agent, Customer, Customer Service Request, Organization Business Unit, Touchpoint
Customer Management	Account, Address Location, Calendar, Call Center, Customer Contract, Customer, Loyalty, Party, Party Interaction
Customer Orders	Customer Order, Customer, Invoice, Organization Business Unit, Retail Transaction
E-Commerce	Calendar, Clickstream, Organization Business Unit
Financial Management	Address Location, Calendar, Cost, Financial Ledger, Invoice, Revenue Center
Fueling Business Service (Forecourt Transactions)	Calendar, Point of Service (POS), Retail Sales, Retail Transaction, Time
Manufacturer	Invoice, Organization Business Unit, Manufacturer Organization, Manufacturer SKU Item
Marketing	Address Location, Calendar, Customer, Loyalty, Promotion / Campaign
Merchandise Management	Calendar, Competitor, Item, Invoice, Organization Business Unit, SKU Item, Supply Chain, Vendor Item
Point of Service	Calendar, Call Center, Call Center Agent, Control Transaction, Organization Business Unit, Retail Sales, Retail Transaction, Sales Audit, Time, Tender Control, Tender Repository, Touchpoint

Table 2–1 (Cont.) Logical Data Model Business Area to Subject Area Mapping

Business Area	Subject Area Components of Business Area
Restaurant	Address Location, Call Center, Catalog Menu, Food Service, Organization Business Unit, Retail Transaction, SKU Item Recipe, Workforce Management
Retail Inventory	Financial Ledger, Inventory, Inventory Control, Invoice, Supply Chain
Store Operations	Calendar, Certificate Voucher, Control Transaction, Inventory, Inventory Control, Organization Business Unit, Planogram, Supply Chain, Tender Control, Tender Repository, Touchpoint, Vendor, Workstation and Till
Vendor Management	Address Location, Calendar, Deal, Invoice, Supply Chain, Vendor, Vendor Item
Workforce	Calendar, Control Transaction, Organization Business Unit, Retail Transaction, Tender Control, Workforce Management

Logical Data Model Subject Area Entity Lists

Table 2–2 lists the Oracle Retail Data Model Subject Areas.

Table 2–2 Logical Data Model Subject Areas and Subject Area Components

Subject Area
Account
Address Location
Business Unit
Calendar
Call Center
Call Center Agent
Catalog Menu
Certificate Voucher
Channels
Clickstream
Competitor
Contract
Control Transaction
Cost
Customer
Customer Contract
Customer Order
Customer Service Request
Deal
Event
Food Service
Fueling Business Service

Table 2–2 (Cont.) Logical Data Model Subject Areas and Subject Area Components

Subject Area
Financial Ledger
Geography
Inventory
Inventory Control
Invoice
Item
Loyalty
Manufacturer Organization
Manufacturer SKU Item
Order Fulfillment
Organization Business Unit
Party
Party Interaction
Planogram
Point of Service (POS)
Promotion / Campaign
SKU Item Recipe
Retail Sales
Retail Transaction
Revenue Center
SKU Item
Subscription
Supply Chain
Tender Control
Tender Repository
Time
Touchpoint
Vendor
Vendor Item
Workforce Management
Workstation and Till

Account

Table 2–3 lists the Account entities.

Table 2–3 Account Subject Area Entities

Account Entity List
ACCOUNT TYPE

Table 2–3 (Cont.) Account Subject Area Entities

Account Entity List

CUSTOMER
 CUSTOMER ACCOUNT
 CUSTOMER ACCOUNT CARD
 CUSTOMER ACCOUNT CARD ASSIGNMENT
 CUSTOMER ACCOUNT TENDER LINE ITEM
 MEMBERSHIP ACCOUNT
 MEMBERSHIP TYPE
 RETAIL TENDER LINE ITEM

Address Location

Table 2–4 lists the Address Location entities.

Table 2–4 Address Location Subject Area Entities

Address Location Entity List

ADDRESS LOCATION
 ADDRESS LOCATION STATUS HISTORY
 ADDRESS RELATED
 ADDRESS TYPE
 EMAIL ADDRESS
 GEOGRAPHY DEMOGRAPHIC GROUP
 GEOGRAPHY DEMOGRAPHY ATTRIBUTES
 GEOGRAPHY DEMOGRAPHY VALUE
 GEOGRAPHY ENTITY
 GEOGRAPHY HIERARCHY
 GEOGRAPHY HIERARCHY LEVEL
 GEOGRAPHY HIERARCHY LEVEL ASSIGNMENT
 GEOGRAPHY HIERARCHY VERSION
 GEOGRAPHY LEVEL
 GEOGRAPHY LEVEL ATTRIBUTE VALUE
 GEOGRAPHY LEVEL ATTRIBUTES
 LOCAL AUTHORITY TYPE
 LOCAL TAX AUTHORITY
 POST CODE
 PROFILE SOURCE
 TIME ZONE

Business Unit

Table 2–5 lists the Business Unit entities.

Table 2–5 Business Unit Subject Area Entities**Business Unit Entity List**

ADMINISTRATION CENTER
 CALL CENTER
 ORGANIZATION CATALOG
 ORGANIZATION DISTRIBUTION CENTER
 ORGANIZATION WAREHOUSE
 ORGANIZATION WEB STORE

Calendar

Table 2–6 lists the Calendar entities.

Table 2–6 Calendar Subject Area Entities**Calendar Entity List**

ADVERTISING PERIOD
 ADVERTISING QUARTER
 ADVERTISING WEEK
 ADVERTISING YEAR
 BASE DAY
 BUSINESS HALF MONTH
 BUSINESS HALF YEAR
 BUSINESS MONTH
 BUSINESS QUARTER
 BUSINESS WEEK
 BUSINESS YEAR
 CALENDAR
 CALENDAR HALF MONTH
 CALENDAR HALF YEAR
 CALENDAR MONTH
 CALENDAR QUARTER
 CALENDAR TYPE
 CALENDAR WEEK
 CALENDAR YEAR
 DAY
 FISCAL HALF MONTH
 FISCAL HALF YEAR
 FISCAL MONTH
 FISCAL QUARTER
 FISCAL WEEK
 FISCAL YEAR

Table 2–6 (Cont.) Calendar Subject Area Entities

Calendar Entity List

PLANNING PERIOD
 PLANNING QUARTER
 PLANNING SEASON
 PLANNING WEEK
 PLANNING YEAR
 WEEKDAY

Call Center

Table 2–7 lists the Call Center entities.

Table 2–7 Call Center Subject Area Entities

Call Center Entity List

CALL CENTER
 CALL CENTER AGENT
 CUSTOMER
 CUSTOMER ORDER
 EVENT PARTY INTERACTION PARTICIPATION
 ORGANIZATION BUSINESS UNIT
 PARTY
 PARTY INTERACTION CALL EVENT
 PARTY INTERACTION EVENT
 PARTY INTERACTION THREAD
 RETAIL TRANSACTION
 STORE WORKSTATION
 TOUCHPOINT

Call Center Agent

Table 2–8 lists the Call Center Agent entities.

Table 2–8 Call Center Agent Subject Area Entities

Call Center Agent Entity List

CALL CENTER
 CALL CENTER AGENT
 CALL CENTER AGENT TYPE
 EMPLOYEE
 PARTY INTERACTION CALL EVENT
 PARTY INTERACTION THREAD

Catalog Menu

Table 2–9 lists the Catalog entities.

Table 2–9 Catalog Subject Area Entities

Catalog Entity List

CAMPAIGN
 CAMPAIGN EXECUTION MESSAGE
 CAMPAIGN MEDIA
 CAMPAIGN MEDIA LAUNCH
 CAMPAIGN MEDIA SELLING ITEM
 CAMPAIGN MESSAGE DEPICTION
 CAMPAIGN MESSAGE RENDERING
 CREATIVES
 MEDIA
 MEDIA DEPICTION ITEM ASSIGNMENT
 MEDIA TYPE
 PROMOTION SELLING ITEM

Certificate Voucher

Table 2–10 lists the Certificate Voucher entities.

Table 2–10 Certificate Voucher Subject Area Entities

Certificate Voucher Entity List

CERTIFICATE
 CERTIFICATE AGE BAND
 CERTIFICATE ESCHEATED DAY
 CERTIFICATE LINE ITEM
 CERTIFICATE TENDER LINE ITEM
 CERTIFICATE TYPE
 DISPOSITION TYPE
 ISSUE TYPE
 ORGANIZATION BUSINESS UNIT
 PROMOTION ITEM
 RETAIL TENDER LINE ITEM
 RETAIL TRANSACTION LINE ITEM
 STORE FINANCIAL LEDGER ACCOUNT

Channels

Table 2–11 lists the Channels entities.

Table 2–11 Channels Subject Area Entities

Channels Entity List

BUSINESS UNIT TYPE
 CALL CENTER
 CHANNEL TYPE
 ORGANIZATION BUSINESS UNIT
 ORGANIZATION CATALOG
 ORGANIZATION DISTRIBUTION CENTER
 ORGANIZATION STORE
 ORGANIZATION WEB STORE

Clickstream

Table 2–12 lists the Clickstream entities.

Table 2–12 Clickstream Subject Area Entities

Clickstream Entity List

AGENT
 CAMPAIGN
 CLIENT
 CLIENT HOST
 CLIENT TYPE
 CLIENT VERSION
 DAY
 DOMAIN
 DOMAIN TYPE
 EVENT TYPE
 GEOGRAPHY COUNTRY
 GEOGRAPHY REGION
 GEOGRAPHY SUB REGION
 IMPRESSION
 OPERATING SYSTEM
 PAGE
 PAGE CATEGORY
 PAGE CATEGORY LEVEL
 PLATFORM
 REFERRING CATEGORY
 REFERRING CATEGORY LEVEL
 REFERRING SITE
 REFERRING URL
 SEARCH

Table 2–12 (Cont.) Clickstream Subject Area Entities

Clickstream Entity List

SEARCH CATEGORY
 SEARCH CATEGORY LEVEL
 SECOND
 SERVER
 SERVER FARM
 SERVER STATUS
 SERVER STATUS HISTORY
 SESSION
 SESSION TYPE
 SITE
 STATUS
 VISITOR
 WEBSITE RESOURCE
 WEBSITE RESOURCE TYPE
 WEBSITE USER

Competitor

Table 2–13 lists the Competitor entities.

Table 2–13 Competitor Subject Area Entities

Competitor Entity List

COMPETITOR
 COMPETITOR LOCATION
 COMPETITOR LOCATION ASSIGNMENT
 COMPETITOR MANUFACTURER SKU ITEM
 COMPETITOR RETAIL ITEM
 MANUFACTURER
 MANUFACTURER ORGANIZATION COMPETITOR ASSIGNMENT
 MANUFACTURER SKU ITEM
 ORGANIZATION
 ORGANIZATION BUSINESS UNIT
 RETAIL TYPE

Contract

Table 2–14 lists the Contract entities.

Table 2–14 Contract Subject Area Entities

Contract Entity List

CONTRACT

Table 2–14 (Cont.) Contract Subject Area Entities

Contract Entity List

CONTRACT STATUS
 CONTRACT STATUS REASON
 CONTRACT STATUS TYPE
 CONTRACT TERM TYPE
 CONTRACT TERM VALUE
 CUSTOMER
 CUSTOMER CONTRACT
 SUBSCRIPTION
 VENDOR
 VENDOR CONTRACT

Control Transaction

Table 2–15 lists the Control Transaction entities.

Table 2–15 Control Transaction Subject Area Entities

Control Transaction Entity List

CONTROL TRANSACTION
 EMPLOYEE
 EXTERNAL DEPOSITORY
 EXTERNAL DEPOSITORY SETTLEMENT TRANSACTION
 ORGANIZATION BUSINESS UNIT
 PERIOD OPEN TRANSACTION
 POS LOCK TRANSACTION
 POS NO SALE TRANSACTION
 POS UNLOCK TRANSACTION
 REVENUE CENTER
 SIGN OFF TRANSACTION
 SIGN ON TRANSACTION
 STORE SAFE
 STORE SAFE SETTLEMENT TRANSACTION
 STORE WORKSTATION
 TENDER REPOSITORY
 TILL DERIVED
 TILL LIMIT EXCEEDED TRANSACTION
 TILL MOVEMENT TRANSACTION
 TILL OPERATOR ASSIGNMENT TRANSACTION
 TIME PUNCH TRANSACTION
 TOUCHPOINT

Table 2–15 (Cont.) Control Transaction Subject Area Entities

Control Transaction Entity List

USER
 VOID TRANSACTION
 WORKSTATION PERIOD END TRANSACTION
 WORKSTATION PERIOD START TRANSACTION

Cost

Table 2–16 lists the Cost entities.

Table 2–16 Cost Subject Area Entities

Cost Entity List

CAMPAIGN COST
 COST
 COST CENTER
 COST CENTER BUDGET
 COST REASON
 COST SUBTYPE
 COST TYPE
 CUSTOMER COST
 EMPLOYEE
 EMPLOYEE COST
 EVENT COST
 GL ACCOUNT
 MANUFACTURER COST
 MEDIA COST
 OPERATING COST
 ORGANIZATION COST
 PRODUCT COST
 PROMOTION COST
 SURVEY COST
 VENDOR COST

Customer

Table 2–17 lists the Customer entities.

Table 2–17 Customer Subject Area Entities

Customer Entity List

ACCOUNT TYPE
 ADDRESS LOCATION
 AGE GROUP

Table 2–17 (Cont.) Customer Subject Area Entities

Customer Entity List

CUSTOMER
 CUSTOMER ACCOUNT
 CUSTOMER ADDRESS
 CUSTOMER AFFILIATION
 CUSTOMER CLUSTER
 CUSTOMER GROUP
 CUSTOMER GROUP ITEM
 CUSTOMER INDIVIDUAL
 CUSTOMER OCCASION
 CUSTOMER OCCASION TYPE
 CUSTOMER ORGANIZATION
 CUSTOMER PREFERENCE
 CUSTOMER QUICK FACTS
 CUSTOMER RELATIONSHIP
 CUSTOMER RESTRICTED INFO
 CUSTOMER STATUS
 DEMOGRAPHY ATTRIBUTE
 DEMOGRAPHY GROUP
 DERIVED VALUE
 EDUCATION
 HOUSEHOLD
 INDIVIDUAL DEMOGRAPHY VALUE
 LIFECYCLE TYPE
 MEMBERSHIP ACCOUNT
 MEMBERSHIP TYPE
 ORGANIZATION BUSINESS UNIT
 ORGANIZATION DEMOGRAPHY VALUE
 ORGANIZATION MARKET DATA
 PREFERENCE TYPE
 PROSPECT
 PROSPECT INDIVIDUAL
 PROSPECT ORGANIZATION
 PROSPECT QUICK FACTS
 PROSPECT RESTRICTED INFO
 RELIGIOUS AFFILIATION
 STATUS
 STATUS REASON

Table 2–17 (Cont.) Customer Subject Area Entities**Customer Entity List**

STATUS TYPE
 VALUE MEASURE
 VALUE TYPE
 WF CUSTOMER
 WF CUSTOMER TYPE

Customer Contract

Table 2–18 lists the Customer Contract entities.

Table 2–18 Customer Contract Subject Area Entities**Customer Contract Entity List**

CONTRACT
 CUSTOMER
 CUSTOMER ACCOUNT
 CUSTOMER CONTRACT
 CUSTOMER ORDER
 CUSTOMER RENTAL ACCOUNT
 EMPLOYEE
 ORGANIZATION BUSINESS UNIT
 PROMOTION
 SHIPMENT METHOD

Customer Order

Table 2–19 lists the Customer Order entities.

Table 2–19 Customer Order Subject Area Entities**Customer Order Entity List**

BUSINESS UNIT TYPE
 CAMPAIGN
 CAMPAIGN MEDIA
 CAMPAIGN MEDIA SELLING ITEM
 CARRIER
 CHANNEL TYPE
 CUSTOMER ADDRESS
 CUSTOMER CONTRACT
 CUSTOMER INVOICE
 CUSTOMER ORDER
 CUSTOMER ORDER LINE ITEM
 CUSTOMER ORDER STATE

Table 2–19 (Cont.) Customer Order Subject Area Entities

Customer Order Entity List

CUSTOMER PAYMENT
 MEMBERSHIP ACCOUNT
 ORDER TYPE
 ORGANIZATION BUSINESS UNIT
 PRICE LIST
 PROMOTION
 PROMOTION SELLING ITEM
 REASON
 SHIPMENT METHOD
 SKU ITEM
 TAXABLE GROUP
 TOUCHPOINT
 USER

Customer Service Request

Table 2–20 lists the Customer Service Request entities.

Table 2–20 Customer Service Request Subject Area Entities

Customer Service Request Entity List

CALL CENTER
 CALL CENTER AGENT
 ORGANIZATION BUSINESS UNIT
 PARTY INTERACTION CALL EVENT
 PARTY INTERACTION EVENT
 PARTY INTERACTION THREAD
 PARTY INTERACTION THREAD EVENT ASSIGNMENT
 PARTY INTERACTION THREAD STATUS HISTORY

Deal

Table 2–21 lists the Deal entities.

Table 2–21 Deal Subject Area Entities

Deal Entity List

DEAL
 DEAL VENDOR ITEM ASSIGNMENT
 DEAL VENDOR ITEM COST BREAK
 MANUFACTURER
 ORGANIZATION BUSINESS UNIT
 VENDOR

Table 2–21 (Cont.) Deal Subject Area Entities**Deal Entity List**

VENDOR ITEM
 VENDOR ITEM CATALOG BASE COST
 VENDOR ITEM CATALOG BASE COST BREAK
 VENDOR ITEM COST PER UNIT TYPE

Event

Table 2–22 lists the Event entities.

Table 2–22 Event Subject Area Entities**Event Entity List**

CAMPAIGN
 CAMPAIGN COST
 CAMPAIGN CUSTOMER ASSIGNMENT
 CAMPAIGN EXECUTION MESSAGE
 CAMPAIGN MEDIA
 CAMPAIGN MEDIA LAUNCH
 CAMPAIGN MEDIA SELLING ITEM
 CAMPAIGN MESSAGE RENDERING
 CAMPAIGN MESSAGE RENDERING COST
 CAMPAIGN TARGET
 COST
 DEVICE EVENT
 EVENT
 EVENT COST
 MEDIA DEPICTION ITEM ASSIGNMENT
 PROMOTION
 PROMOTION ITEM
 PROMOTION MEDIA COST
 PROMOTION SELLING ITEM
 SCHEDULE EVENT

Food Service

Table 2–23 lists the Food Service entities.

Table 2–23 Food Service Subject Area Entities**Food Service Entity List**

CUSTOMER
 CUSTOMER OCCASION
 EMPLOYEE

Table 2–23 (Cont.) Food Service Subject Area Entities

Food Service Entity List

FOOD SERVICE LINE ITEM
 FOOD SERVICE TABLE
 FOOD SERVICE TRANSACTION
 KNOWN SOURCE TYPE
 ORGANIZATION BUSINESS UNIT
 RESERVATION
 RETAIL SALE RETURN LINE ITEM
 RETAIL TRANSACTION
 SELLING LOCATION

Fueling Business Service

Table 2–24 lists the Fueling Business Service entities.

Table 2–24 Fueling Business Service Subject Area Entities

Fueling Business Service Entity List

BLENDER
 DISCREPANCY TOLERANCE RULE
 FORECOURT SETTLEMENT TRANSACTION
 FORECOURT TRANSACTION
 FUEL ITEM PRICE
 FUEL PUMP
 FUEL SALES LINE ITEM
 FUELING POINT
 FUELING TRANSACTION
 NOZZLE
 NOZZLE HISTORY
 RETAIL SALE RETURN LINE ITEM
 RETAIL TRANSACTION
 RETAIL TRANSACTION LINE ITEM
 SALES METER
 SALES METER READING
 SKU ITEM
 SKU ITEM SELLING PRICE
 STOCK METER
 STOCK METER READING
 STORE WORKSTATION
 TANK LEVEL GAUGE

Financial Ledger

Table 2–25 lists the Financial Ledger entities.

Table 2–25 Financial Ledger Subject Area Entities

Financial Ledger Entity List

GL ACCOUNT
 GL ACCOUNT ASSIGNMENT
 GL BALANCE
 GL COST CENTER SEGMENT
 GL JE LINE SUBLEDGER ASSIGNMENT
 GL JOURNAL ENTRY
 GL JOURNAL ENTRY BATCH
 GL JOURNAL ENTRY CATEGORY
 GL JOURNAL ENTRY LINE
 GL LEDGER
 GL LEDGER ACCOUNT ASSIGNMENT
 GL ORG BSNS UNIT SEGMENT
 GL PRODUCT SEGMENT
 GL PROJECT SEGMENT
 GL SEGMENT
 GL SUBLEDGER
 GL SUBLEDGER JOURNAL ENTRY
 GL SUBLEDGER JOURNAL ENTRY LINE

Geography

Table 2–26 lists the Geography entities.

Table 2–26 Geography Subject Area Entities

Geography Entity List

ADDRESS LOCATION
 ADDRESS LOCATION STATUS HISTORY
 ADDRESS RELATED
 ADDRESS TYPE
 EMAIL ADDRESS
 GEOGRAPHY CITY
 GEOGRAPHY COUNTRY
 GEOGRAPHY COUNTY
 GEOGRAPHY DEMOGRAPHIC GROUP
 GEOGRAPHY DEMOGRAPHY ATTRIBUTES
 GEOGRAPHY DEMOGRAPHY VALUE

Table 2–26 (Cont.) Geography Subject Area Entities

Geography Entity List

GEOGRAPHY ENTITY
 GEOGRAPHY HIERARCHY
 GEOGRAPHY HIERARCHY LEVEL
 GEOGRAPHY HIERARCHY LEVEL ASSIGNMENT
 GEOGRAPHY HIERARCHY VERSION
 GEOGRAPHY LEVEL
 GEOGRAPHY LEVEL ATTRIBUTE VALUE
 GEOGRAPHY LEVEL ATTRIBUTES
 GEOGRAPHY REGION
 GEOGRAPHY STATE
 GEOGRAPHY SUB REGION
 GEOGRAPHY WORLD
 LOCAL AUTHORITY TYPE
 LOCAL TAX AUTHORITY
 POST CODE
 PROFILE SOURCE
 TIME ZONE

Inventory

Table 2–27 lists the Inventory entities.

Table 2–27 Inventory Subject Area Entities

Inventory Entity List

EMPLOYEE
 ENVIRONMENT TYPE
 INVENTORY CONDITION
 INVENTORY ITEM STATE
 INVENTORY LOCATION
 INVENTORY SPACE ALLOCATION
 INVENTORY STATE
 ORGANIZATION BUSINESS UNIT
 PURCHASE ORDER LINE ITEM
 SKU ITEM
 VENDOR
 VENDOR ITEM
 VENDOR SITE

Inventory Control

Table 2–28 lists the Inventory Control entities.

Table 2–28 Inventory Control Subject Area Entities

Inventory Control Entity List

ADVANCED SHIP NOTICE DOCUMENT
 ADVANCED SHIP NOTICE DOCUMENT LINE ITEM
 FREIGHT DOCUMENT
 ICD ALLOWANCE LINE ITEM
 ICD CHARGE LINE ITEM
 ICD FREIGHT LINE ITEM
 ICD LINE ITEM ASSIGNMENT
 ICD TAX LINE ITEM
 INVENTORY ADJUSTMENT DOCUMENT
 INVENTORY ADJUSTMENT DOCUMENT LINE ITEM
 INVENTORY ADJUSTMENT DOCUMENT
 INVENTORY ADJUSTMENT DOCUMENT LINE ITEM
 INVENTORY CONTROL DOCUMENT
 INVENTORY CONTROL DOCUMENT ASSIGNMENT
 INVENTORY CONTROL DOCUMENT LINE ITEM
 INVENTORY LOCATION
 ITEM INVENTORY JOURNAL ENTRY
 ORDER DOCUMENT
 ORGANIZATION BUSINESS UNIT
 PACKING SLIP
 PHYSICAL COUNT DOCUMENT
 PHYSICAL COUNT DOCUMENT LINE ITEM
 PHYSICAL COUNT DOCUMENT
 PHYSICAL COUNT DOCUMENT LINE ITEM
 RECEIVING DOCUMENT
 REQUEST FOR DEBIT CREDIT DOCUMENT
 REQUISITION DOCUMENT
 RETURN AUTHORIZATION REQUEST
 RETURN DOCUMENT
 SKU ITEM

Invoice

Table 2–29 lists the Invoice entities.

Table 2–29 Invoice Subject Area Entities

Invoice Entity List

CUSTOMER
 CUSTOMER INVOICE
 CUSTOMER INVOICE ITEM
 CUSTOMER ORDER
 CUSTOMER PAYMENT
 EMPLOYEE
 ORGANIZATION BUSINESS UNIT
 PAYABLE INVOICE
 PAYABLE INVOICE ITEM
 PURCHASE ORDER
 RETAILER PAYMENT
 SKU ITEM
 VENDOR

Item

Table 2–30 lists the Item entities.

Table 2–30 Item Subject Area Entities

Item Entity List

AGE RESTRICTION RULE
 ALTERNATIVE ITEM
 BRAND
 BUSINESS ENTITY SELLING RULE
 BUSINESS ENTITY TENDER RESTRICTION RULE
 COMPETITOR RETAIL ITEM
 DEPOSIT RULE
 ITEM
 ITEM CLASS
 ITEM COMPANY
 ITEM DEPARTMENT
 ITEM DIVISION
 ITEM GROUP
 ITEM HIERARCHY
 ITEM HIERARCHY LEVEL
 ITEM HIERARCHY LEVEL ASSIGNMENT
 ITEM HIERARCHY VERSION
 ITEM LEVEL
 ITEM LEVEL ATTRIBUTE

Table 2–30 (Cont.) Item Subject Area Entities

Item Entity List

ITEM LEVEL ATTRIBUTE VALUE
ITEM SALES PROHIBITION PERIOD RULE
ITEM SEASON
ITEM SELLING RULE
ITEM SPIFF RULE
ITEM SUBCLASS
ITEM SUBDEPARTMENT
ITEM TENDER RESTRICTION GROUP
ITEM TENDER RESTRICTION RULE
LICENSE SALES RESTRICTION
LOYALTY AWARD
MANUFACTURER
ORGANIZATION BUSINESS ENTITY
PHASE
POS DEPARTMENT
PRICE LINE
PRODUCT ENTITY
RESTRICTION VALIDATION QUESTION
RETAILER BRAND
SALES RESTRICTION
SEASON
SERIALIZED ITEM
SERVICE ITEM PROVIDER
SERVICE SKU
SKU ITEM
SKU ITEM BUSINESS UNIT INVENTORY RULES
SKU ITEM COLLECTION
SKU ITEM RECIPE ASSIGNMENT
SKU ITEM SELLING PRICE
STOCK
SUB BRAND
VALIDATION QUESTION ASSIGNMENT
VENDOR
VENDOR MANUFACTURER BRAND
VENDOR SITE

Loyalty

Table 2–31 lists the Loyalty entities.

Table 2–31 Loyalty Subject Area Entities

Loyalty Entity List

CUSTOMER
CUSTOMER RFMP SCORE
LOYALTY AWARD
LOYALTY PROGRAM
LOYALTY REWARD LINE ITEM
MEMBERSHIP ACCOUNT
ORGANIZATION BUSINESS UNIT
RETAIL TRANSACTION LINE ITEM

Manufacturer Organization

Table 2–32 lists the Manufacturer Organization entities.

Table 2–32 Manufacturer Organization Subject Area Entities

Manufacturer Organization Entity List

COMPETITOR
MANUFACTURER
MANUFACTURER ORGANIZATION COMPETITOR ASSIGNMENT
MANUFACTURER SKU ITEM
MANUFACTURER TYPE
RETAILER
RETAILER ASSIGNMENT
RETAILER CLUSTER
RETAILER CLUSTER RETAILER ASSIGNMENT
RETAILER VENDOR ASSIGNED STATUS
VENDOR
VENDOR CARRIER ASSIGNMENT
VENDOR MANUFACTURER BRAND

Manufacturer SKU Item

Table 2–33 lists the Manufacturer SKU Item entities.

Table 2–33 Manufacturer SKU Item Subject Area Entities

Manufacturer SKU Item Entity List

COATING
COLOR
COMPETITOR MANUFACTURER SKU ITEM

Table 2–33 (Cont.) Manufacturer SKU Item Subject Area Entities**Manufacturer SKU Item Entity List**

DYE
 FABRIC
 FIBER
 MANUFACTURER
 MANUFACTURER BRAND
 MANUFACTURER ITEM CLASS
 MANUFACTURER ITEM COMPANY
 MANUFACTURER ITEM DIVISION
 MANUFACTURER ITEM GROUP
 MANUFACTURER ITEM SUBCLASS
 MANUFACTURER SKU ITEM
 MANUFACTURER SKU ITEM BUSINESS UNIT ASSIGNMENT
 MANUFACTURER SKU ITEM COLLECTION
 MANUFACTURER SKU ITEM SELLING PRICE
 MANUFACTURER SKU ITEM SELLING PRICE HISTORY
 MANUFACTURER SKU ITEM SHELF ATTRIBUTES
 MANUFACTURER SKU ITEM VARIETY ASSIGNMENT
 MANUFACTURER STOCK
 PRODUCT ENTITY
 SIZE
 SKU ITEM STYLE
 STOCK ITEM TYPE
 WEAVE

Order Fulfillment

Table 2–34 lists the Order Fulfillment entities.

Table 2–34 Order Fulfillment Subject Area Entities**Order Fulfillment Entity List**

CARRIER
 CUSTOMER
 CUSTOMER ORDER
 CUSTOMER ORDER LINE ITEM
 CUSTOMER ORDER LINE ITEM STATE
 CUSTOMER ORDER STATE
 CUSTOMER ORDER TAX EXEMPTION MODIFIER
 CUSTOMER ORDER TAX LINE ITEM
 CUSTOMER ORDER TAX OVERRIDE MODIFIER

Table 2–34 (Cont.) Order Fulfillment Subject Area Entities

Order Fulfillment Entity List

CUSTOMER ORDER TENDER PRE AUTHORIZATION
PURCHASE ORDER
PURCHASE ORDER LINE ITEM
PURCHASE ORDER LINE ITEM STATE
PURCHASE ORDER STATE
SHIPMENT METHOD
SHIPMENT PRIORITY
SKU ITEM
TENDER

Organization Business Unit

Table 2–35 lists the Organization Business Unit entities.

Table 2–35 Organization Business Unit Subject Area Entities

Organization Business Unit Entity List

ADDRESS LOCATION
ADMINISTRATION CENTER
BUSINESS UNIT JOB ROLE
BUSINESS UNIT SHIFT
CALL CENTER
CHANNEL TYPE
EMPLOYEE
ENVIRONMENT TYPE
FUNCTION CODE
INVENTORY LOCATION
LOCATION
MANUFACTURER
MARKET AREA
MARKET AREA LEVEL
ORGANIZATION
ORGANIZATION AREA
ORGANIZATION BANNER
ORGANIZATION BUSINESS ENTITY
ORGANIZATION BUSINESS UNIT
ORGANIZATION CATALOG
ORGANIZATION CHAIN
ORGANIZATION COMPANY
ORGANIZATION DEMOGRAPHY VALUE

Table 2–35 (Cont.) Organization Business Unit Subject Area Entities**Organization Business Unit Entity List**

ORGANIZATION DEPARTMENT
 ORGANIZATION DISTRIBUTION CENTER
 ORGANIZATION DISTRICT
 ORGANIZATION DIVISION
 ORGANIZATION HIERARCHY
 ORGANIZATION HIERARCHY LEVEL
 ORGANIZATION HIERARCHY VERSION
 ORGANIZATION LEVEL
 ORGANIZATION LEVEL ATTRIBUTE VALUE
 ORGANIZATION LEVEL ATTRIBUTES
 ORGANIZATION LEVEL TYPE
 ORGANIZATION MARKET DATA
 ORGANIZATION REGION
 ORGANIZATION STORE
 ORGANIZATION WAREHOUSE
 ORGANIZATION WEB STORE
 POSITION
 RETAILER
 SECURITY CLASS
 SELLING LOCATION
 STORE WORKSTATION
 TOUCHPOINT
 TRADE AREA
 TRADE AREA COVERAGE
 USER
 WORK LOCATION
 WORKSTATION DISPLAY

Party

Table 2–36 lists the Party entities.

Table 2–36 Party Subject Area Entities**Party Entity List**

BANK
 BUSINESS LEGAL STATUS
 CALL CENTER
 COMPETITOR
 CUSTOMER

Table 2–36 (Cont.) Party Subject Area Entities

Party Entity List

CUSTOMER INDIVIDUAL
 CUSTOMER ORGANIZATION
 EMPLOYEE
 FRANCHISEE
 HOUSEHOLD
 MANUFACTURER
 ORGANIZATION BUSINESS UNIT
 ORGANIZATION DISTRIBUTION CENTER
 ORGANIZATION STORE
 ORGANIZATION TYPE
 ORGANIZATION WAREHOUSE
 ORGANIZATION WEB STORE
 ORGANIZATION
 OTHER INDIVIDUAL
 PARTY ASSIGNMENT
 PARTY CONTACT INFORMATION
 PARTY DEMOGRAPHIC GROUP
 PARTY DEMOGRAPHY ATTRIBUTE
 PARTY DEMOGRAPHY VALUE
 PARTY STATUS HISTORY
 PARTY
 PROSPECT INDIVIDUAL
 PROSPECT ORGANIZATION
 PROSPECT
 RETAILER
 VENDOR

Party Interaction

Table 2–37 lists the Party Interaction entities.

Table 2–37 Party Interaction Subject Area Entities

Party Interaction Entity List

CALL CENTER
 CALL CENTER AGENT
 CUSTOMER
 CUSTOMER ORDER
 EMPLOYEE
 EVENT PARTY INTERACTION PARTICIPATION

Table 2–37 (Cont.) Party Interaction Subject Area Entities**Party Interaction Entity List**

ORGANIZATION
 ORGANIZATION BUSINESS UNIT
 PARTY
 PARTY INTERACTION CALL EVENT
 PARTY INTERACTION EVENT
 PARTY INTERACTION THREAD
 PROSPECT
 RETAIL TRANSACTION
 STORE WORKSTATION
 TOUCHPOINT

Planogram

Table 2–38 lists the Planogram entities.

Table 2–38 Planogram Subject Area Entities**Planogram Entity List**

INVENTORY SPACE ALLOCATION
 ORGANIZATION BUSINESS UNIT
 ORGANIZATION STORE
 SELLING LOCATION
 SKU ITEM
 SKU ITEM SHELF ATTRIBUTES

Point of Service (POS)

Table 2–39 lists the Point of Service entities.

Table 2–39 Point of Service Subject Area Entities**Point of Service Entity List**

CALL CENTER
 CALL CENTER AGENT
 DAY
 EMPLOYEE
 ENTRY METHOD
 EQUIPMENT
 EQUIPMENT STATISTICS READING
 FOOD SERVICE TRANSACTION
 FORECOURT TRANSACTION
 ITEM
 ITEM SELLING RULE

Table 2–39 (Cont.) Point of Service Subject Area Entities

Point of Service Entity List

ORGANIZATION BUSINESS UNIT
 ORGANIZATION STORE
 QUARTER HOUR
 RETAIL SALE RETURN LINE ITEM
 RETAIL TENDER LINE ITEM
 RETAIL TRANSACTION
 RETAIL TRANSACTION LINE ITEM
 SKU ITEM
 STORE WORKSTATION
 TILL DERIVED
 TOUCHPOINT
 USER

Promotion / Campaign

Table 2–40 lists the Promotion and Campaign entities.

Table 2–40 Promotion and Campaign Subject Area Entities

Promotion and Campaign Entity List

CAMPAIGN
 CAMPAIGN COST
 CAMPAIGN CUSTOMER ASSIGNMENT
 CAMPAIGN EXECUTION MESSAGE
 CAMPAIGN MEDIA
 CAMPAIGN MEDIA LAUNCH
 CAMPAIGN MEDIA SELLING ITEM
 CAMPAIGN MESSAGE DEPICTION
 CAMPAIGN MESSAGE RENDERING
 CAMPAIGN MESSAGE RENDERING COST
 CAMPAIGN TARGET
 CERTIFICATE
 COMMUNICATION TYPE
 CREATIVES
 CUSTOMER
 DAY
 EVENT
 GEOGRAPHY ENTITY
 ITEM
 ITEM PRICE DERIVATION RULE

Table 2–40 (Cont.) Promotion and Campaign Subject Area Entities**Promotion and Campaign Entity List**

LOYALTY PROGRAM
 MEDIA
 MEDIA DEPICTION ITEM ASSIGNMENT
 MIX AND MATCH PRICE DERIVATION ITEM
 MIX AND MATCH PRICE DERIVATION RULE
 ORGANIZATION BUSINESS ENTITY
 ORGANIZATION BUSINESS UNIT
 PRICE DERIVATION RULE
 PRICE DERIVATION RULE ELIGIBILITY
 PRODUCT ENTITY
 PROMOTION
 PROMOTION HISTORY
 PROMOTION ITEM
 PROMOTION MEDIA COST
 PROMOTION PLAN
 PROMOTION PRICE DERIVATION
 PROMOTION SELLING ITEM
 PROMOTION TYPE
 RETAIL SALE RETURN LINE ITEM
 SKU ITEM
 TARGET
 VENDOR
 EMPLOYEE
 CUSTOMER ORDER
 ITEM LOOKUP METHOD
 REASON
 SALES FORECAST ITEM ORG HIERARCHY WEEK
 SALE OR RETURN ACTION

SKU Item Recipe

Table 2–41 lists the SKU Item Recipe entities.

Table 2–41 SKU Item Recipe Subject Area Entities**SKU Item Recipe Entity List**

INGREDIENT
 INGREDIENT OPTION
 ORGANIZATION RECIPE ASSIGNMENT
 PREPARED

Table 2–41 (Cont.) SKU Item Recipe Subject Area Entities

SKU Item Recipe Entity List

RECIPE
 RECIPE INGREDIENT ASSIGNMENT
 SKU ITEM
 SKU ITEM RECIPE ASSIGNMENT

Retail Sales

Table 2–42 lists the Retail Sales entities.

Table 2–42 Retail Sales Subject Area Entities

Retail Sales Entity List

BUSINESS WEEK
 CAMPAIGN MEDIA SELLING ITEM
 CERTIFICATE
 CURRENCY
 CUSTOMER
 CUSTOMER ORDER
 CUSTOMER ORDER LINE ITEM
 DAY
 EMPLOYEE
 FUEL SALES LINE ITEM
 ITEM
 ITEM SEASON
 MEMBERSHIP ACCOUNT
 ORGANIZATION
 ORGANIZATION BUSINESS ENTITY
 ORGANIZATION BUSINESS UNIT
 PHASE
 POS DEPARTMENT
 POS IDENTITY
 PRICE MODIFICATION LINE ITEM
 PRODUCT ENTITY
 PROMOTION
 PROMOTION ITEM
 PROMOTION SELLING ITEM
 QUARTER HOUR
 RETAIL SALE RETURN LINE ITEM
 RETAIL TRANSACTION LINE ITEM
 SALE OR RETURN ACTION

Table 2–42 (Cont.) Retail Sales Subject Area Entities**Retail Sales Entity List**

SALES FORECAST ITEM ORG HIERARCHY WEEK
 SALES PLAN ITEM ORG HIERARCHY WEEK
 SALES RESTRICTION
 SEASON
 SELLING LOCATION
 SKU ITEM
 TAX LINE ITEM
 TAXABLE GROUP
 TRANSACTION TYPE
 USER

Retail Transaction

Table 2–43 lists the Retail Transaction entities.

Table 2–43 Retail Transaction Subject Area Entities**Retail Transaction Entity List**

BUSINESS UNIT SHIFT
 CALL CENTER
 CHANNEL TYPE
 CURRENCY
 CUSTOMER INFORMATION LINE ITEM
 DAY
 DEPOSIT REDEMPTION LINE ITEM
 DISCOUNT LINE ITEM
 EMPLOYEE
 FOOD SERVICE TRANSACTION
 FUELING TRANSACTION
 LOYALTY REWARD LINE ITEM
 ORGANIZATION BUSINESS UNIT
 PAYMENT ON ACCOUNT LINE ITEM
 PRICE MODIFICATION LINE ITEM
 QUARTER HOUR
 RETAIL SALE RETURN LINE ITEM
 RETAIL TENDER LINE ITEM
 RETAIL TRANSACTION
 RETAIL TRANSACTION ASSOCIATE ASSIGNMENT
 RETAIL TRANSACTION LINE ITEM
 RETAIL TRANSACTION LINE ITEM ASSIGNMENT

Table 2–43 (Cont.) Retail Transaction Subject Area Entities

Retail Transaction Entity List

RETAIL TRANSACTION LINE ITEM TYPE
 RETAIL TYPE
 ROUNDING LINE ITEM
 SELLING LOCATION
 SKU ITEM
 STORE WORKSTATION
 TAX LINE ITEM
 TOUCHPOINT
 TRANSACTION CATEGORY
 TRANSACTION TYPE
 USER
 VOIDS LINE ITEM

Revenue Center

Table 2–44 lists the Revenue Center entities.

Table 2–44 Revenue Center Subject Area Entities

Revenue Center Entity List

CONTROL TRANSACTION
 INVENTORY ITEM STATE
 ITEM INVENTORY JOURNAL ENTRY
 MANUFACTURER INVENTORY ITEM STATE
 ORGANIZATION
 ORGANIZATION BUSINESS ENTITY
 PRODUCT
 PRODUCT ENTITY
 REVENUE CENTER
 TASK

Sales Audit

Table 2–45 lists the Sales Audit entities.

Table 2–45 Sales Audit Subject Area Entities

Sales Audit Entity List

RETAIL SALE LINE ITEM AUDIT
 RETAIL TENDER LINE ITEM AUDIT
 RETAIL TRANSACTION DISCOUNT LINE ITEM AUDIT
 TAX LINE ITEM AUDIT

SKU Item

Table 2–46 lists the SKU Item entities.

Table 2–46 *SKU Item Subject Area Entities*

SKU Item Entity List

AGGREGATE SKU
 COATING
 COLOR
 COLOR LIST AGENCY
 COLOR PALETTE
 DYE
 FABRIC
 FIBER
 GROUP SELECT
 ITEM
 ITEM SEASON
 ORGANIZATION
 ORGANIZATION BUSINESS UNIT
 POS DEPARTMENT
 POS IDENTITY
 PREPARED
 PRICE LINE
 PRODUCTION ITEM CONVEYABLE TYPE
 RELATED ITEM ASSOCIATION
 RELATED ITEM ASSOCIATION TYPE
 SERVICE ITEM PROVIDER
 SERVICE SKU
 SERVICE TERM
 SIZE
 SIZE TYPE
 SKU ITEM
 SKU ITEM BUSINESS UNIT INVENTORY RULES
 SKU ITEM BUSINESS UNIT SELLING PRICE
 SKU ITEM CHOICE
 SKU ITEM COLLECTION
 SKU ITEM SELLING PRICE
 SKU ITEM SELLING PRICE HISTORY
 SKU ITEM SHELF ATTRIBUTES
 SKU ITEM STYLE

Table 2–46 (Cont.) SKU Item Subject Area Entities

SKU Item Entity List

SKU ITEM SUBSTITUTION
 SKU ITEM VARIETY ASSIGNMENT
 STOCK
 STOCK ITEM CONSUMER PRODUCT LABEL
 STOCK ITEM TYPE
 TARE
 VARIETY
 VARIETY TYPE
 VENDOR
 VENDOR ITEM
 VENDOR ITEM BUSINESS UNIT ASSIGNMENT
 VENDOR ITEM SKU ASSIGNMENT
 VENDOR SKU BUSINESS UNIT ASSIGNMENT
 WEAVE

Subscription

Table 2–47 lists the Supply Chain entities.

Table 2–47 Subscription Subject Area Entities

Subscription Entity List

CONTRACT
 CUSTOMER CONTRACT
 SERIALIZED ITEM
 SKU ITEM
 SUBSCRIPTION

Supply Chain

Table 2–48 lists the Supply Chain entities.

Table 2–48 Supply Chain Subject Area Entities

Supply Chain Entity List

CARRIER
 INVENTORY CONTROL DOCUMENT
 INVENTORY CONTROL DOCUMENT LINE ITEM
 INVENTORY ITEM STATE
 INVENTORY LOCATION
 ORGANIZATION BUSINESS UNIT
 PURCHASE ORDER
 PURCHASE ORDER LINE ITEM

Table 2–48 (Cont.) Supply Chain Subject Area Entities**Supply Chain Entity List**

PURCHASE ORDER LINE ITEM STATE
PURCHASE ORDER STATE
VENDOR

Tender Control

Table 2–49 lists the Tender Control entities.

Table 2–49 Tender Control Subject Area Entities**Tender Control Entity List**

DISBURSEMENT FUNDS RECEIPT REASON
DISBURSEMENT TRANSACTION
EQUIPMENT
EXTERNAL DEPOSITORY
FUND RECEIPT TRANSACTION
ORGANIZATION BUSINESS UNIT
SAFE TRANSFER TRANSACTION
SELLING LOCATION
STORE SAFE
STORE WORKSTATION
TENDER ADJUSTMENT TRANSACTION
TENDER CONTROL TRANSACTION
TENDER CONTROL TRANSACTION TENDER LINE ITEM
TENDER DEPOSIT TRANSACTION
TENDER EXCHANGE TRANSACTION
TENDER LOAN TRANSACTION
TENDER PICKUP TRANSACTION
TENDER REPOSITORY
TENDER REPOSITORY CLASS
TILL DERIVED
TILL HISTORY
TILL LIMIT RULE
TILL TENDER LIMIT RULE ASSIGNMENT
TILL WORKSTATION ASSIGNMENT
TIP OUT TRANSACTION

Tender Repository

Table 2–50 lists the Tender Repository entities.

Table 2–50 Tender Repository Subject Area Entities

Tender Repository Entity List

BANK
 EMPLOYEE
 EXTERNAL DEPOSITORY
 INVENTORY LOCATION
 LOCATION
 ORGANIZATION BUSINESS UNIT
 ORGANIZATION DISTRIBUTION CENTER
 ORGANIZATION STORE
 SELLING LOCATION
 STORE SAFE
 STORE WORKSTATION
 TENDER REPOSITORY
 TENDER REPOSITORY CLASS
 TILL DERIVED
 TILL HISTORY
 TILL LIMIT EXCEEDED TRANSACTION
 TILL MOVEMENT TRANSACTION
 TILL TAX HISTORY
 TILL TENDER HISTORY
 TILL TENDER LIMIT RULE ASSIGNMENT
 TILL WORKSTATION ASSIGNMENT
 TOUCHPOINT
 USER
 WORK LOCATION
 WORKSTATION LOCATION ASSIGNMENT

Time

Table 2–51 lists the Time entities.

Table 2–51 Time Subject Area Entities

Time Entity List

HALF HOUR
 HOUR
 MINUTE
 QUARTER HOUR
 SECOND

Touchpoint

Table 2–52 lists the Touchpoint entities.

Table 2–52 Touchpoint Subject Area Entities

Touchpoint Entity List

CALL CENTER
 CALL CENTER AGENT
 CALL CENTER AGENT TYPE
 EMPLOYEE
 EQUIPMENT
 EQUIPMENT TYPE
 MANUFACTURER
 ORGANIZATION BUSINESS UNIT
 STORE WORKSTATION
 TENDER REPOSITORY
 TILL DERIVED
 TILL WORKSTATION ASSIGNMENT
 TOUCHPOINT
 WORKSTATION DISPLAY
 WORKSTATION LOCATION ASSIGNMENT
 WORKSTATION LOCATION TYPE

Vendor

Table 2–53 lists the Vendor entities.

Table 2–53 Vendor Subject Area Entities

Vendor Entity List

ADDRESS LOCATION
 APPOINTMENT TYPE
 CARRIER
 COST
 DAY
 DEAL
 DISCREPANCY TOLERANCE RULE
 FACTOR COMPANY
 ORGANIZATION BUSINESS UNIT
 ORGANIZATION MARKET DATA
 RETURN AGENT
 SERVICE PROVIDER
 VENDOR APPOINTMENT

Table 2–53 (Cont.) Vendor Subject Area Entities

Vendor Entity List

VENDOR CARRIER ASSIGNMENT
 VENDOR CLASS
 VENDOR CONTRACT
 VENDOR COST
 VENDOR FACTOR COMPANY ASSIGNMENT
 VENDOR MANUFACTURER BRAND
 VENDOR QUICK FACTS
 VENDOR RATING
 VENDOR SITE ADDRESS
 VENDOR SITE CARRIER ASSIGNMENT
 VENDOR SITE
 VENDOR STATUS
 VENDOR

Vendor Item

Table 2–54 lists the Vendor Item entities.

Table 2–54 Vendor Item Subject Area Entities

Vendor Item Entity List

DEAL VENDOR ITEM ASSIGNMENT
 SKU ITEM
 VENDOR ITEM
 VENDOR ITEM BUSINESS UNIT ASSIGNMENT
 VENDOR ITEM SKU ASSIGNMENT
 VENDOR SKU BUSINESS UNIT ASSIGNMENT

Workforce Management

Table 2–55 lists the Workforce Management entities.

Table 2–55 Workforce Management Subject Area Entities

Workforce Management Entity List

ADDRESS LOCATION
 BUSINESS UNIT JOB ROLE
 BUSINESS UNIT SHIFT
 EMPLOYEE
 EMPLOYEE ACTUAL LABOR DETAIL
 EMPLOYEE ACTUAL LABOR HOURLY
 EMPLOYEE ACTUAL LABOR SALARIED
 EMPLOYEE ADDRESS

Table 2–55 (Cont.) Workforce Management Subject Area Entities**Workforce Management Entity List**

EMPLOYEE AVAILABILITY
 EMPLOYEE CERTIFICATE
 EMPLOYEE CERTIFICATION ISSUING BODY
 EMPLOYEE CLASS
 EMPLOYEE CLASS ASSIGNMENT
 EMPLOYEE DESIGNATION
 EMPLOYEE DISCOUNT GROUP
 EMPLOYEE DISCOUNT GROUP ASSIGNMENT
 EMPLOYEE JOB ROLE ASSIGNMENT
 EMPLOYEE RESTRICTED INFORMATION
 EMPLOYEE SCHEDULE
 EMPLOYEE TRAINING RECORD
 HOURS TYPE
 JOB ALLOCATION
 JOB ROLES
 LOCATION
 ORGANIZATION BUSINESS UNIT
 ORGANIZATION DEPARTMENT
 PAY DETAIL
 POSITION
 PRICE DERIVATION RULE
 ROLES HIERARCHY
 SELLING LOCATION
 SHIFT DIFFERENTIAL
 TASK
 TASK PREREQUISITE
 USER
 WORK LOCATION

Workstation and Till

Table 2–56 lists the Workstation and Till entities.

Table 2–56 Workstation and Till Subject Area Entities**Workstation and Till Entity List**

EMPLOYEE
 EQUIPMENT
 EQUIPMENT CLASS
 EQUIPMENT STATISTICS READING

Table 2–56 (Cont.) Workstation and Till Subject Area Entities

Workstation and Till Entity List

EQUIPMENT TYPE
 LOCATION
 MANUFACTURER
 ORGANIZATION STORE
 SELLING LOCATION
 STORE WORKSTATION
 TILL DERIVED
 TILL WORKSTATION ASSIGNMENT
 TOUCHPOINT
 USER
 WORK LOCATION
 WORKSTATION LOCATION ASSIGNMENT

Logical Data Model Entity Dictionary

Table 2–57, Table 2–58, Table 2–59, and Table 2–60 list the logical data model entities, in alphabetical order.

Table 2–57 A-F Entity Descriptions

Entity Name	Type	Description
ACCOUNT PAYABLE DAY DERIVED	Derived	Daily Payables balance by business unit, PARTY , EXPENSE TYPE , and GL ACCOUNT .
ACCOUNT PAYABLE MONTH AGGR	Aggregate	Monthly Payables summary by business unit, PARTY , EXPENSE TYPE , and GL ACCOUNT .
ACCOUNT RECEIVABLE DAY DERIVED	Derived	Daily Receivables balance by business unit, PARTY , EXPENSE TYPE , and GL ACCOUNT .
ACCOUNT RECEIVABLE MONTH AGGR	Aggregate	Monthly Receivables summary by business unit, PARTY , EXPENSE TYPE , and GL ACCOUNT .
ACCOUNT TYPE	Lookup	Lookup for account type. For example: <ul style="list-style-type: none"> ▪ Installment Payment Account ▪ Charge Account ▪ Trade Account ▪ Layaway Account ▪ Rental Account
ACTIVITY REQUEST DAY DERIVED	Derived	Daily summary of service requests. Summarizes Service Request type of interaction thread between EMPLOYEES and CUSTOMER party.
ACTIVITY REQUEST MONTH AGGR	Aggregate	Monthly summary of Activity Requests.
ACTIVITY REQUEST TYPE	Lookup	Lookup for distinct occurrences of activity request types. For example: <ul style="list-style-type: none"> ▪ Where Is My Order ▪ General ▪ Gift certificate lookup
ADDRESS LOCATION	Reference	An ordinary postal address for the PARTY or SITE . From the Location Geography.
ADDRESS LOCATION STATUS HISTORY	Base	History of the names and addresses associated with an ORGANIZATION BUSINESS UNIT , VENDOR , PROSPECT , or CUSTOMER .

Table 2–57 (Cont.) A-F Entity Descriptions

Entity Name	Type	Description
ADDRESS LOCATION TYPE	Lookup	Lookup for location types of a given site. For example: <ul style="list-style-type: none"> ■ Free-standing (Isolated retail location not connected to other retailers) ■ Central Business District (CBD) (Corner location, Center location) ■ Secondary Business District (SBD)-Street (Corner location, Center location) ■ Neighborhood Business District (NBD)-Street (Corner location, Center location) ■ Shopping Center (Strip centers, Malls) ■ Other (Airport, Hotel, Hospital, Resort, Store-within-store, Entertainment or Recreation)
ADDRESS RELATED	Reference	Associates one addresses with other addresses. For example: <ul style="list-style-type: none"> ■ Alternate address ■ Locations with multiple addresses
ADDRESS TELEPHONE	Reference	Phone numbers associated with a specific address.
ADDRESS TYPE	Lookup	Lookup for address type. For example: <ul style="list-style-type: none"> ■ Home ■ Mailing ■ Shipping
ADDRESS VERIFICATION TYPE	Lookup	Lookup for methods in which an address may be verified.
ADJUSTMENT TYPE	Lookup	Lookup for RETAIL TRANSACTION adjustment types.
ADMINISTRATION CENTER	Reference	Subtype of ORGANIZATION BUSINESS UNIT where administrative activities occur.
ADVANCED SHIP NOTICE DOCUMENT	Base	An electronic document sent to a store by a VENDOR that defines the shipment date, expected delivery date, carrier, shipped items, and ORDER DOCUMENT reference. The Advanced Ship Notice Document is sent out in advance of the shipment to enable the retailer to plan workload and receipt processing.
ADVANCED SHIP NOTICE DOCUMENT LINE ITEM	Base	Details line in ADVANCED SHIP NOTICE DOCUMENT .
ADVERTISING PERIOD	Reference	Period level in the advertising calendar.
ADVERTISING QUARTER	Reference	Quarter level in the advertising calendar.
ADVERTISING WEEK	Reference	Week level in the advertising calendar.
ADVERTISING YEAR	Reference	Year level in the advertising calendar.
AGE GROUP	Lookup	Age bands for grouping customers or EMPLOYEES into age related groups. For example: <ul style="list-style-type: none"> ■ 0 to 20 years ■ 20 to 30 years ■ 40 to 50 years ■ 50 to 60 years ■ 60 and over years
AGE RESTRICTION RULE	Reference	Defines a rule that restricts the sale of an ITEM to CUSTOMERS who must be of a minimum age and also the minimum age of an employee to perform a task, such as selling alcohol.
AGENT	Reference	A software program which acts for and assists a user or other program in opening a session.
AGGREGATE SKU	Reference	Sub-type of SKU that is an aggregation of one or more constituent SKUs. The constituent items could also be sold individually.
ALTERNATIVE ITEM	Reference	A cross-reference of items that might be substituted or offered for another item.

Table 2–57 (Cont.) A-F Entity Descriptions

Entity Name	Type	Description
ANALYSIS DURATION	Reference	Specifies a period that can extend over two or more days. Valid values: <ul style="list-style-type: none"> ■ Analysis On Week Basis ■ Analysis On Month Basis ■ Analysis On Year Basis
APPAREL ITEM	Reference	A dress, skirt, blouse, pair of trousers or any other item of clothing that can be related to other Apparel Items by way of SIZE , COLOR or SKU ITEM STYLE .
APPOINTMENT CALENDAR	Reference	Appointment calendar for a VENDOR with the retail ORGANIZATION BUSINESS UNIT .
APPOINTMENT MEETING TYPE	Lookup	Types of vendor meetings.
APPOINTMENT TYPE	Lookup	Lookup for appointment types. For example: <ul style="list-style-type: none"> ■ Delivery ■ RTV Pickup ■ Service
ASSETS DAY DERIVED	Derived	Daily Balance of Financial and other Assets.
ASSETS MONTH AGGR	Aggregate	Monthly Summary of Financial and other Assets.
ASSETS TYPE	Lookup	Types of Financial and other Assets.
AUTHORIZATION METHOD	Lookup	Lookup for methods to authorize tender. For example: <ul style="list-style-type: none"> ■ By electronic query ■ By sales employee ■ Visual inspection of customer card and ID
BANK	Reference	Bank or other Financial Institution.
BASE DAY	Reference	Represents a DAY within a specific hierarchy of Time. Base Day is a normalized form of the DAY entity. DAY represents the lowest denormalized common level of all Time Hierarchies.
BLENDER	Reference	A connection between a NOZZLE and one or more LOCATION s each containing a single BULK ITEM which are blended by the NOZZLE when performing a FUELING TRANSACTION .
BRAND	Reference	Selling and promotional name to identify a product for advertising and name recognition purposes.
BULK ITEM	Reference	A sub-type of SKU ITEM that is purchased in bulk and is measured and sold by weight, volume, or linear measure.
BUMP BAR EQUIPMENT STATISTICS READING	Base	A set of performance statistics that have been taken from a bump bar connected to a STORE WORKSTATION .
BUSINESS ENTITY SELLING RULE	Reference	Identifies the selling rules associated with an ITEM at a particular ORGANIZATION BUSINESS ENTITY which could include one or more ORGANIZATION BUSINESS UNITS .
BUSINESS ENTITY TENDER RESTRICTION RULE	Reference	An association between ITEM TENDER RESTRICTION GROUP and TENDER which constrains the use of a specific type of TENDER in the settlement of a sale for a specific ITEM at a given ORGANIZATION BUSINESS ENTITY .
BUSINESS HALF MONTH	Reference	Half-month as defined in the Business calendar.
BUSINESS HALF YEAR	Reference	Half-year as defined in the Business calendar.
BUSINESS LEGAL STATUS	Lookup	Lookup for the legal status of the company. For example: <ul style="list-style-type: none"> ■ Public Company ■ Private Company
BUSINESS MONTH	Reference	Months as defined in the Business calendar.
BUSINESS QUARTER	Reference	Quarter as defined in the Business calendar.
BUSINESS UNIT CALENDAR	Reference	Operating Calendar for the ORGANIZATION BUSINESS UNIT , allocated for each day of the year.

Table 2–57 (Cont.) A-F Entity Descriptions

Entity Name	Type	Description
BUSINESS UNIT JOB ROLE	Reference	Job roles within the retail organization. This entity identifies various shifts, job roles, and number of employees required across stores. Associates JOB ROLES , Organization Business Physical Site , and Organization Site Shifts .
BUSINESS UNIT SHIFT	Reference	Work shift associated with the ORGANIZATION BUSINESS UNIT , associated with Employee job roles for the allocation for these shifts.
BUSINESS UNIT TYPE	Lookup	Lookup for ORGANIZATION BUSINESS UNIT types. Lookup for unique retailer assigned identifier for an ORGANIZATION STORE , ORGANIZATION DISTRIBUTION CENTER , or ADMINISTRATION CENTER that performed the transaction. For example: <ul style="list-style-type: none"> ▪ Store ▪ Warehouse ▪ Catalog
BUSINESS UNIT USAGE TYPE	Lookup	Lookup for the type of ORGANIZATION BUSINESS UNIT . For example: <ul style="list-style-type: none"> ▪ Store ▪ Store within a Store (Quick Serve, Dry Cleaning, Bank, ATM, Hair Salon, Parcel Service, Wireless Provider) ▪ Department (Pharmacy, Film, Optician, Nursery, Cosmetics, Gift Registry, Customer Service, Returns counter, Pickup Counter, Drive-through) ▪ Kiosk (Cart, Video, Stationary) ▪ Vending machine Warehouse ▪ Distribution Center ▪ Call Center ▪ Administrative
BUSINESS WEEK	Reference	Weeks as defined in the Business calendar.
BUSINESS YEAR	Reference	Years as defined in the Business calendar.
CALENDAR	Reference	Calendar names and descriptions.
CALENDAR HALF MONTH	Reference	Half-month level in the normal CALENDAR .
CALENDAR HALF YEAR	Reference	Half-year level in the normal CALENDAR .
CALENDAR MONTH	Reference	Month level in the normal CALENDAR .
CALENDAR QUARTER	Reference	Quarter level in the normal CALENDAR .
CALENDAR TYPE	Lookup	Type of calendar used by a BASE DAY .
CALENDAR WEEK	Reference	Week level in the normal CALENDAR .
CALENDAR YEAR	Reference	Year level in the normal CALENDAR .
CALL CENTER	Reference	Subtype of ORGANIZATION BUSINESS UNIT that handles telephone sales, services, or both.
CALL CENTER AGENT	Reference	Subtype of TOUCHPOINT . Employee or worker who handles queries to a CALL CENTER .
CALL CENTER AGENT TYPE	Lookup	Lookup for call center agent types. For example: <ul style="list-style-type: none"> ▪ Employee ▪ IVR
CALL CENTER CASE SUB TYPE	Lookup	Lookup to further characterize the type of cases from the call center. The case subtype helps to split a given case type into various subtypes. For example, for the case type of "Srv: Service Request", the sub-type could be further classified as "Package Upgrade", "Package Downgrade", or "Simple contract Renewal".

Table 2–57 (Cont.) A-F Entity Descriptions

Entity Name	Type	Description
CALL CENTER CASE TITLE	Reference	<p>In order to serve the customer properly a call center has an organized approach. Customer complaints called in to the call center are classified using three level classification structures. All the cases are broadly classified into CALL_CENTER_CASE_TYPE. CALL_CENTER_CASE_TYPE are divided into case sub types and case sub types are further classified into case titles.</p> <p>Whenever a new case is assigned it will be assigned a case id. Each case id is associated with a case title, subtype and a type. Information of the registered cases will be analyzed on these attributes.</p> <p>Sub categories in Case sub types are case titles. The case sub type level contains all these values and will help in analyzing data on Titles.</p>
CALL CENTER CASE TYPE	Lookup	<p>Lookup for type of call center cases. For example:</p> <ul style="list-style-type: none"> ■ Cmpl: Complaint ■ Inqry: Inquiry ■ Srv: Service Request
CAMPAIGN	Reference	<p>Entire communication strategy for a specific marketing communications program. The marketing communications program is frequently in support of promotional events and individual promotions but can be standalone.</p> <p>Retailers execute several different types of campaigns, including advertising, direct marketing and in-store marketing. There are several sub-types within each category as well. Advertising includes:</p> <ul style="list-style-type: none"> ■ Traditional broadcast ■ Direct response ■ Online <p>Direct marketing includes:</p> <ul style="list-style-type: none"> ■ Individually tracked ■ Summary tracking <p>In-store includes:</p> <ul style="list-style-type: none"> ■ Broadcast ■ 1:1. The 1:1 is usually performed in call centers or on websites. <p>Each campaign consists of 1 to <i>n</i> communications, which is the lowest level of a campaign.</p>
CAMPAIGN COST	Base	Costs associated with a CAMPAIGN .
CAMPAIGN CUSTOMER ASSIGNMENT	Reference	Assignment entity among CAMPAIGN_EXECUTION_MESSAGE , CUSTOMER , CAMPAIGN_MESSAGE_RENDERING .
CAMPAIGN_EXECUTION_MESSAGE	Reference	Information regarding the message costs for a media campaign.
CAMPAIGN_MEDIA	Reference	Advertising MEDIA associated with a CAMPAIGN .
CAMPAIGN_MEDIA_LAUNCH	Reference	Details about how a CAMPAIGN is carried out.
CAMPAIGN_MEDIA_SELLING_ITEM	Reference	Items presented to customer or public as part of the CAMPAIGN .
CAMPAIGN_MESSAGE_DEPICTION	Reference	Information regarding the depiction of a campaign message within the media.
CAMPAIGN_MESSAGE_RENDERING	Reference	<p>Details about how the campaign message was rendered, broadcast, distributed in the media and associated costs.</p> <ul style="list-style-type: none"> ■ Cost: Cost of Media ■ Target: Anticipated recipients of the campaign message
CAMPAIGN_MESSAGE_RENDERING_COST	Base	Costs associated with a CAMPAIGN_MESSAGE_RENDERING .
CAMPAIGN_TARGET	Reference	Sub entity of CAMPAIGN_CUSTOMER_ASSIGNMENT indicating the target audience for a campaign.
CARD HOLDER_VERIFICATION_TYPE	Lookup	Lookup for type of verification performed to ensure the purchaser was the valid Card Holder.

Table 2–57 (Cont.) A-F Entity Descriptions

Entity Name	Type	Description
CARD TYPE	Lookup	Lookup for codes denoting which kind of card was accepted. For example: <ul style="list-style-type: none"> ▪ Amex ▪ Diners ▪ Disc ▪ JCB ▪ MC ▪ Visa
CARRIER	Reference	An external party that transports merchandise or supply items from their source to the ORGANIZATION STORE and from the ORGANIZATION STORE back to their source.
CARRIER COMPLIANCE DAY DERIVED	Derived	Record of delivery performance for a CARRIER during a given day.
CARRIER COMPLIANCE WEEK AGGR	Aggregate	Record of delivery performance for a CARRIER during a given week. Delivery performance is measured by how many times the CARRIER was late, early or on-time, and how late or early they were in hours, or days.
CASH DRAWER EQUIPMENT STATISTICS READING	Base	A set of performance statistics that have been taken from a cash drawer connected to a STORE WORKSTATION .
CERTIFICATE	Reference	A certificate with a face monetary value issued by a store for subsequent exchange for merchandise.
CERTIFICATE ACTIVITY DAY AGGR	Aggregate	Daily summary of issued and redeemed CERTIFICATE or vouchers.
CERTIFICATE ACTIVITY TRANSACTION DERIVED	Derived	Describes the RETAIL TRANSACTION LINE ITEM sub type certificates for issue and the RETAIL TENDER LINE ITEM type certificate tender for redemption.
CERTIFICATE AGE BAND	Reference	Categorize CERTIFICATES based on age. Each age band is a client-defined range of age in days. The age of a CERTIFICATE determines the age band into which it falls.
CERTIFICATE ESCHEATED DAY	Base	The date and count of escheated vouchers.
CERTIFICATE LINE ITEM	Base	A type of RETAIL TENDER LINE ITEM that records the sale of redeemable form of tender for a predetermined monetary value of sellable merchandise in the store. Creates a liability for the retailer in the amount denoted on the face value of the certificate.
CERTIFICATE TENDER LINE ITEM	Base	A sub-type of RETAIL TENDER LINE ITEM that records the specifics about a CERTIFICATE redeemed as part of settling a transaction.
CERTIFICATE TYPE	Lookup	Lookup for certificate types. For example: <ul style="list-style-type: none"> ▪ Gift Certificate ▪ Store Credit
CHANNEL TYPE	Lookup	Lookup for channel types. For example: <ul style="list-style-type: none"> ▪ Selling ▪ Distribution
CHECK TENDER LINE ITEM	Base	A sub-type of RETAIL TENDER LINE ITEM that records the specifics about a check received from a customer in settling a transaction.
CLASS	Lookup	Classification of the RETAILER relationship with a VENDOR .
CLIENT	Reference	One of the levels of the Agent Client Software, identifying client software agent: <ul style="list-style-type: none"> ▪ Internet Explorer ▪ Netscape ▪ Internet Explorer Crawler ▪ Lycos Spider
CLIENT HOST	Reference	One of the levels of the Total - Identifying of the client host level. DNS hostname or IP address of the client as it appears in the access logs. For Example: user29-dms.us.oracle.com

Table 2–57 (Cont.) A-F Entity Descriptions

Entity Name	Type	Description
CLIENT TYPE	Lookup	One of the levels of the Agent Client Software, identifying type of client software agent: <ul style="list-style-type: none"> ▪ Graphical Browser ▪ Web Crawler ▪ Text Browser ▪ Other ▪ Unknown
CLIENT VERSION	Reference	One of the levels of the Agent Client Software identifying version of the client software agent: <ul style="list-style-type: none"> ▪ IE_4.0 ▪ NETSCAPE_4.X ▪ LYCOS_SPIDER_3.0
COATING	Lookup	The coating attribute of SKU ITEM .
COLOR	Lookup	A standard store reference for APPAREL ITEM color. Certain apparel retailers record data at this level, specifically for replenishment.
COLOR LIST AGENCY	Lookup	A third party that provides COLOR and COLOR PALETTE definitions to the retail enterprise.
COLOR PALETTE	Lookup	A grouping of similar colors to classify merchandise for analysis. For example: <ul style="list-style-type: none"> ▪ Earth Tones ▪ Space Colors ▪ Spring Greens
COMMUNICATION TYPE	Lookup	Lookup for type of communication. This entity holds the name of communication and the format along with the communication code. For example: <ul style="list-style-type: none"> ▪ Telephone ▪ Paper ▪ E-mail
COMPETITOR	Reference	A retailer with a product range and customer base similar to those for the store.
COMPETITOR LOCATION	Reference	An external retail entity at which a CUSTOMER may shop and purchase items instead of the RETAILER .
COMPETITOR LOCATION ASSIGNMENT	Reference	The associative relationship between competitor locations and ORGANIZATION BUSINESS UNIT locations. For example: <ul style="list-style-type: none"> ▪ A competitor grocery store may contain a bank, a florist, and a pharmacy ▪ Competitors can be either primary or secondary
COMPETITOR MANUFACTURER SKU ITEM	Reference	A MANUFACTURER SKU ITEM which is stocked by a COMPETITOR and is perceived by the customer to have no discernible difference in terms of form, fit or function, but may be sold at a different retail price.
COMPETITOR RETAIL ITEM	Reference	An SKU ITEM that a COMPETITOR stocks that has, to the consumer, no apparent difference in form, fit, or function, but may be sold at a different retail price.
CONTRACT	Reference	Legal agreement between two parties, it could be VENDOR CONTRACT or CUSTOMER CONTRACT .
CONTRACT STATUS	Reference	The status history of the CONTRACT . For example: <ul style="list-style-type: none"> ▪ Terminated ▪ Normal ▪ Expired

Table 2–57 (Cont.) A-F Entity Descriptions

Entity Name	Type	Description
CONTRACT STATUS REASON	Lookup	Lookup for description of the contract status change. For example: <ul style="list-style-type: none"> Customer originated Product upgrade Provider originated: Bad payment (leading to suspension) Customer originated: Debt paid (leading to reactivation) Customer originated: Complaint
CONTRACT STATUS TYPE	Lookup	Lookup for all possible types of CONTRACT STATUS . For example: <ul style="list-style-type: none"> Newly created for new account Renewed automatically Naturally expired or terminated
CONTRACT TERM TYPE	Lookup	Lookup for all possible terms which may be attached to a CONTRACT . For example: <ul style="list-style-type: none"> Monetary amount Period Premium Initial points Cancellation policy Subsidy
CONTRACT TERM VALUE	Reference	The value of terms attached to the CONTRACT . For example: <ul style="list-style-type: none"> Monetary amount Period Premium Initial points <p>The value can vary at different time period of the CONTRACT. For example, the monthly fee might be 100 for the first six months and 80 for the last six months. A penalty calculation can also be based on the months left in the contract.</p>
CONTRACT TYPE	Lookup	Lookup for CONTRACT types.
CONTROL TRANSACTION	Base	A type of Transaction that records non-financial activity that tracks changes in the status of a point of sale terminal, terminal access by retail enterprise employees and their supervisors and other activities and events related to the administration and management of the point of sale system.
CONTROL TRANSACTION TYPE	Lookup	Lookup for types of CONTROL TRANSACTIONS .
COST	Base	Expenses incurred by the COST CENTER .
COST CENTER	Reference	A functional area of the ORGANIZATION , such as Accounting, Facilities, Shipping, and so on at which level costs are incurred and tracked.
COST CENTER BUDGET	Base	Expenses budgeted by the COST CENTER .
COST DAY DERIVED	Derived	Daily costs by COST TYPE and ORGANIZATION BUSINESS UNIT .
COST MONTH AGGR	Aggregate	Monthly costs by COST TYPE and ORGANIZATION BUSINESS UNIT .
COST PER UNIT TYPE	Lookup	Defines the unit type the owned attribute costs are assigned to for an item. For example: <ul style="list-style-type: none"> Sale unit Pack unit Ship unit <p>This lookup entity is used for INVENTORY CONTROL DOCUMENT LINE ITEM entity.</p>
COST REASON	Lookup	Lookup for all possible reasons why the COST occurred. For example: <ul style="list-style-type: none"> Natural disaster Operator error

Table 2–57 (Cont.) A-F Entity Descriptions

Entity Name	Type	Description
COST SUBTYPE	Lookup	Lookup to further classify COST TYPES . For example: <ul style="list-style-type: none"> ▪ Acquisition cost ▪ Retention cost ▪ Salary ▪ Damaged ▪ Repair fee
COST TYPE	Lookup	Lookup for types of COSTS .
COST VALUATION LEDGER ACCOUNT HISTORY	Base	History of Cost Valuation portion of the GL ACCOUNT figures.
COUPON SCAN	Lookup	Specifies the barcode on a store or manufacturer coupon. The coupon scan code comprises two parts: <ul style="list-style-type: none"> ▪ The first is a fixed 12 character code that contains the manufacturer identification, family code, and coupon value. ▪ The second is based on Code 128 and comprises up to 20 characters which specify the manufacturers number system character, the offer code, and end of offer code. The supplementary Code 128 was introduced as a guideline in 1997. These codes are included: Primary Label, Secondary Label, Coupon ID.
COUPON TENDER LINE ITEM	Base	A sub-type of RETAIL TENDER LINE ITEM that records the use of a coupon which must be validated against an item in the Transaction, to tender part (or all) of a the Transaction.
COUPON TYPE	Lookup	Lookup for Type of coupon used in the COUPON TENDER LINE ITEM .
CREATIVES	Reference	Information about the creative content of the message and location of associated depiction file. Points to a file location where the creatives are stored. For example: <ul style="list-style-type: none"> ▪ Photos ▪ Writing ▪ Drawings ▪ Recordings
CREDIT-DEBIT CARD TENDER LINE ITEM	Base	A sub-type of RETAIL TENDER LINE ITEM that records the specifics about a credit or debit card used to settle a transaction.
CURRENCY	Lookup	National designation and quantitative value of monetary media used as tender in the processing of the Tender Line Item. For example: <ul style="list-style-type: none"> ▪ US Dollar ▪ Indian Rupee ▪ Japanese Yen
CURRENCY CONFIGURATION	Config	Lookup for values for the base and three reporting currencies. The Base Currency (code: BASE) is the default currency of the implementation. The Reporting Currencies (code: RPT/RPT2/RPT3) are the currencies available for Reporting the Base Amount figures. Multiple Currency based reporting must be enabled in the reporting front-end tool (OBIEE). Data Conversion from Base to Reporting currencies is done at the time of the ETL loads. Multiple Currency Functionality requires, that is depends on data in, the Exchange Rate Currency Day Derived table (EXCHANGE RATE CURRENCY DAY).
CUSTOMER	Reference	An individual or organization that purchases, may purchase, or did purchase goods and or services from an ORGANIZATION STORE .
CUSTOMER ACCOUNT	Reference	A charge account or other accounting relationship a customer has with the store or organization. An account exists to allow the store to record a series of transactions with the same customer and keep an ongoing record of monies owed by the customer and monies due to the customer.
CUSTOMER ACCOUNT CARD	Reference	An card or other device used in association with an account.
CUSTOMER ACCOUNT CARD ASSIGNMENT	Reference	A record of the period which a CUSTOMER ACCOUNT CARD was assigned to a particular CUSTOMER ACCOUNT .

Table 2–57 (Cont.) A-F Entity Descriptions

Entity Name	Type	Description
CUSTOMER ACCOUNT TENDER LINE ITEM	Base	A sub-type of RETAIL TENDER LINE ITEM whereby the RETAIL TRANSACTION is tendered against a CUSTOMER ACCOUNT CARD or CUSTOMER ACCOUNT .
CUSTOMER ADDRESS	Reference	Associative entity assigning a CUSTOMER to one or more ADDRESS LOCATION .
CUSTOMER AFFILIATION	Reference	Associates a CUSTOMER with a CUSTOMER GROUP .
CUSTOMER AUTHENTICATION GROUP	Reference	Authentication Groups to which a CUSTOMER may be assigned.
CUSTOMER CLUSTER	Reference	Identifies the Cluster that the CUSTOMER falls into, based on buying behavior.
CUSTOMER CLUSTER ITEM ASSIGNMENT	Reference	Identifies ITEMS associated with a CUSTOMER CLUSTER , based on buying behavior.
CUSTOMER CLUSTER TYPE	Reference	Define types of CUSTOMER CLUSTER .
CUSTOMER CONTRACT	Reference	Legal agreement between a retailer and a CUSTOMER .
CUSTOMER COST	Base	Subtype of COST which applies to a CUSTOMER . For example, the cost of a gift that is sent to a CUSTOMER .
CUSTOMER EMPLOYEE RELATIONSHIP DAY DERIVED	Derived	Cross-reference of EMPLOYEE transactions by CUSTOMER . Day level snapshot of transactions between a CUSTOMER and EMPLOYEE .
CUSTOMER EMPLOYEE RELATIONSHIP MONTH AGGR	Aggregate	Monthly cross-reference of EMPLOYEE transactions by CUSTOMER . Monthly aggregate of transactions between a CUSTOMER and EMPLOYEE .
CUSTOMER EMPLOYEE SALE RETURN MONTH AGGR	Aggregate	Month Aggregation of CUSTOMER SKU SALE RETURN DAY DERIVED .
CUSTOMER GROUP	Reference	A group of CUSTOMERS based on specific demographic and marketing attributes and properties. For example: <ul style="list-style-type: none"> ▪ Senior customers (over 65 years old) ▪ Students ▪ Unions ▪ Other associations
CUSTOMER GROUP ITEM	Reference	An association of ITEM and CUSTOMER GROUP , the data for this may come from external source.
CUSTOMER INDIVIDUAL	Reference	Subtype of CUSTOMER (and PARTY), which contains details of individuals as opposed to organizations.
CUSTOMER INFORMATION LINE ITEM	Base	Provides a specific data element level description and value for customer information line item. This modifier provides a flexible, dictionary driven method for specifying the kind of data captured about a CUSTOMER .
CUSTOMER INVOICE	Base	A summarized list of charges, including payment terms, invoice item information, and other information that is sent to a CUSTOMER for payment.
CUSTOMER INVOICE ITEM	Base	A single line of an invoice.
CUSTOMER OCCASION	Reference	Events celebrated or observed by a CUSTOMER . For example: <ul style="list-style-type: none"> ▪ Mother's Day ▪ Thanksgiving
CUSTOMER OCCASION TYPE	Lookup	Lookup for categorizations of CUSTOMER OCCASION . For example: <ul style="list-style-type: none"> ▪ Wedding ▪ High School Graduation ▪ Birthday ▪ Golden Wedding Anniversary
CUSTOMER ORDER	Base	ORDER placed by a CUSTOMER for merchandise or services to be provided at some future date and time.
CUSTOMER ORDER CONTROL TRANSACTION	Base	A type of RETAIL TRANSACTION recording the creation or alteration of a CUSTOMER ORDER , by a particular Operator.
CUSTOMER ORDER CONTROL TRANSACTION LINE ITEM	Base	A component of a CUSTOMER ORDER CONTROL TRANSACTION , recording a change in state for a particular ORDER LINE ITEM by an Operator.

Table 2–57 (Cont.) A-F Entity Descriptions

Entity Name	Type	Description
CUSTOMER ORDER LINE ITEM	Base	A line item component of a CUSTOMER placed ORDER .
CUSTOMER ORDER LINE ITEM STATE	Base	Describes the state of fulfillment of a CUSTOMER ORDER LINE ITEM .
CUSTOMER ORDER LINE ITEM STATE DERIVED	Derived	Denormalization of CUSTOMER ORDER LINE ITEM STATE .
CUSTOMER ORDER STATE	Base	Retailer defined state for an ORDER . Possible values include: <ul style="list-style-type: none"> ▪ Pending ▪ Partially Delivered ▪ Complete ▪ Canceled
CUSTOMER ORDER TAX EXEMPTION MODIFIER	Base	A line item component of a CUSTOMER placed ORDER , recording any Tax exemptions that the ordering CUSTOMER may receive.
CUSTOMER ORDER TAX LINE ITEM	Base	A line item component of a CUSTOMER placed ORDER , recording the Tax liability that the entire order is incurring.
CUSTOMER ORDER TAX OVERRIDE MODIFIER	Base	A line item component of a CUSTOMER placed ORDER , recording any Tax rate overrides that the ordering CUSTOMER may receive.
CUSTOMER ORDER TENDER PRE AUTHORIZATION	Base	A line item component of a CUSTOMER placed ORDER , recording any Credit or Debit Card pre-authorization that is performed at the time the order is taken.
CUSTOMER ORGANIZATION	Reference	Subtype of CUSTOMER (and PARTY), which contains details of organizations as opposed to individuals. An organization can also consist of one individual only (for example: independent).
CUSTOMER PAYMENT	Base	Amount disbursed to RETAILER by CUSTOMER in response to a CUSTOMER INVOICE .
CUSTOMER PICKUP TYPE	Lookup	Lookup for where and how a CUSTOMER may pickup an item. For example, a refrigerator may have to be picked up at the shipping dock or at a warehouse of the retailer.
CUSTOMER PREFERENCE	Reference	Merchandise preferences of a Key Customer, for classes of items or other general categories.
CUSTOMER QUICK FACTS	Reference	Collection of CUSTOMER related measures.
CUSTOMER RELATIONSHIP	Reference	Association between CUSTOMERS . Information regarding the CUSTOMER or PROSPECT that is restricted to comply with privacy and other laws. This table is encrypted. For example: associating the Husband-Wife relationship.
CUSTOMER RELATIONSHIP TYPE	Lookup	Lookup for types of relationships that may exist between CUSTOMERS . For example: <ul style="list-style-type: none"> ▪ Married ▪ Employee-employer ▪ Parent-child
CUSTOMER RENTAL ACCOUNT	Reference	A sub-type of CUSTOMER ACCOUNT that records details of the CUSTOMER as a renter of RENTAL SERVICE items.
CUSTOMER RENTAL ACCOUNT HISTORY	Base	A summary of all rentals made against the CUSTOMER RENTAL ACCOUNT during a period.
CUSTOMER RESTRICTED INFO	Reference	Detail information about a CUSTOMER that may be deemed private.
CUSTOMER RFMP SCORE	Derived	Recency, Frequency, Monetary, and Profitability Value Score of a CUSTOMER , by ORGANIZATION BUSINESS UNIT .
CUSTOMER SKU SALE RETURN DAY DERIVED	Derived	SKU ITEM purchases and returns by CUSTOMER for an ORGANIZATION BUSINESS UNIT .
CUSTOMER STATUS	Base	CUSTOMER or PROSPECT status.
CUSTOMER TRADE ACCOUNT	Reference	A type of CUSTOMER ACCOUNT established for builders, plumbers, electricians, and other trade businesses that purchase merchandise, usually at a preferential discount, from the store.

Table 2–57 (Cont.) A-F Entity Descriptions

Entity Name	Type	Description
CUSTOMER TYPE	Lookup	Lookup to classification of CUSTOMER as a CUSTOMER INDIVIDUAL or ORGANIZATION or any other classification.
CUSTOMER TYPE ORDER DEPARTMENT MONTH AGGR	Aggregate	BUSINESS MONTH level aggregate of ITEM DEPARTMENT sales by CUSTOMER TYPE .
CUSTOMER TYPE ORDER ITEM DAY DERIVED	Derived	BUSINESS DAY level sales of ITEMs by CUSTOMER TYPE .
CUSTOMER TYPE ORDER SUBCLASS WEEK AGGR	Aggregate	BUSINESS WEEK level sales by ITEM SUBCLASS and CUSTOMER TYPE .
DAY	Reference	Day level in the normal calendar.
DAY ACTUAL CONDITION	Reference	User defined condition describing phenomenon that may have affected sales on a particular DAY at an ORGANIZATION BUSINESS UNIT . Phenomenon could include strike, construction, rain, or snow.
DAY TODATE TRANSFORMATION	Reference	Cumulative time transformations at the DAY level. Documents how to date transformation can be implemented at DAY level.
DAY TRANSFORMATION	Reference	Transformation for a DAY , for example: this day last year, this day last month.
DEAL	Reference	Special offer from a VENDOR to the retail organization. The deal generally provides allowances, discounts, special favorable terms of payment or other incentives to motivate the retail organization to purchase more products or services from a supplier.
DEAL VENDOR ITEM ASSIGNMENT	Base	Identifies a specific VENDOR ITEM offered as part of a DEAL to the retail organization and defines how the deal cost is to be handled.
DEAL VENDOR ITEM COST BREAK	Base	Deal-related cost breaks offered to a ORGANIZATION STORE by a VENDOR . Cost breaks represent stepped cost reductions based on the number of units acquired by the store.
DEMOGRAPHY ATTRIBUTE	Reference	A sub-level group or category further qualifying a set of data (Profile Group) collected about a CUSTOMER to assist in marketing efforts. For example: <ul style="list-style-type: none"> ▪ NC - Number of Children ▪ EDL - Education Level
DEMOGRAPHY GROUP	Reference	The domain of classifications used to group profile information about a PARTY . For example: <ul style="list-style-type: none"> ▪ CH - Credit History ▪ ED- Education ▪ EM - Employment ▪ EQ- Equipment ▪ HB - Hobbies ▪ HH - Household ▪ OR - Organization ▪ Other relevant demographics and psychographics
DENOMINATION	Lookup	Specifies the quantitative value of the referenced CURRENCY media. For example: <ul style="list-style-type: none"> ▪ Ten dollars (as in 10 dollar bill) ▪ Fifty pounds (fifty pound note) ▪ 25 cents
DEPOSIT REDEMPTION LINE ITEM	Base	Subtype of RETAIL TRANSACTION LINE ITEM . A deposit is a monetary amount that is paid to secure an ITEM . The deposit can be redeemed against the eventual purchase or returned to the CUSTOMER when the ITEM is returned. For example a bottle or can. DEPOSIT REDEMPTION LINE ITEMs are common in some grocery stores where a deposit is paid for the container at the time of purchase and a redemption payment made when returned at a future visit.
DEPOSIT REDEMPTION TYPE	Lookup	Lookup for valid DEPOSIT REDEMPTION LINE ITEM types.

Table 2–57 (Cont.) A-F Entity Descriptions

Entity Name	Type	Description
DEPOSIT RULE	Reference	An association of a SKU ITEM and a Return Agent that defines the rules governing the deposit payment that must be paid by the customer at the time the item is purchased and the refund that must be made to the customer upon return of the item package or container. The rule is most often related to bottles, aluminum cans, crates, and other containers, which must be returned for reuse or recycling.
DERIVED VALUE	Reference	Derived value of the CUSTOMER as defined by the user.
DESTINATION TYPE	Lookup	Lookup for the types of destinations. For example: <ul style="list-style-type: none"> ▪ National ▪ International ▪ Particular continent
DEVICE EVENT	Base	An event collected from a device such as a printer, scanner, reader, and so on.
DISBURSEMENT FUNDS RECEIPT REASON	Lookup	The reason why a petty cash disbursement has been made or funds receipt received.
DISBURSEMENT TRANSACTION	Base	A type of TENDER CONTROL TRANSACTION that records the disbursement of TENDER from a Till; (with an offsetting miscellaneous expense).
DISCOUNT LINE ITEM	Base	Subtype of RETAIL TRANSACTION LINE ITEM detailing the amount of an applied Discount.
DISCOUNT TYPE	Lookup	Lookup for the various types of discount. For example: <ul style="list-style-type: none"> ▪ Percentage ▪ Amount
DISCOUNT TYPE GROUP	Lookup	Classification of DISCOUNT TYPE . For example: <ul style="list-style-type: none"> ▪ Senior ▪ Employee ▪ Coupon ▪ Store ▪ Quantity
DISCREPANCY TOLERANCE RULE	Reference	Defines permissible variance between the total inventory control document cost (based on the suppliers cost) and the stores receiving total (based on the stores record of supplier item cost). Any variance that exceeds the discrepancy threshold triggers an invoice or item-level reconciliation.
DISPLAY UNIT ITEM	Reference	A sub-type of ITEM for shelf, rack, or other display unit that is used by the store to display merchandise. Particularly used for racks and shelves custom designed for a particular item. A display unit item is not normally for sale.
DISPOSITION TYPE	Lookup	Denotes what disposition a returned ITEM was in. For example: <ul style="list-style-type: none"> ▪ Return to vendor ▪ Return to stock ▪ Write off
DOMAIN	Reference	Internet DOMAIN associated with a CLIENT HOST and GEOGRAPHY COUNTRY .
DOMAIN TYPE	Lookup	Type of domain. For example: <ul style="list-style-type: none"> ▪ Company ▪ Education ▪ Network ▪ Organization
DRIVE OFF TRANSACTION	Base	A type of transaction that records the clearing of a FUELING TRANSACTION without accepting payment because the customer simply drove off without paying. Operator may record some details about the vehicle that has driven off.
DYE	Lookup	The dye attribute of SKU ITEM .
EDUCATION	Lookup	Demographic education levels that may be assigned to customers.
EMAIL ADDRESS	Reference	E-mail address associated with a LOCATION .

Table 2–57 (Cont.) A-F Entity Descriptions

Entity Name	Type	Description
EMPLOYEE	Reference	An individual who works for the retail organization, accepts direction from the retail store management and satisfies the statutory criteria requiring that payroll taxes and benefit contributions be paid by the retailer.
EMPLOYEE ACTUAL LABOR DETAIL	Base	Details of hours worked and wage rates for a given period.
EMPLOYEE ACTUAL LABOR HOURLY	Base	Subtype of EMPLOYEE ACTUAL LABOR DETAIL detailing shift hours worked on a business DAY by an hourly EMPLOYEE .
EMPLOYEE ACTUAL LABOR SALARIED	Base	Subtype of EMPLOYEE ACTUAL LABOR DETAIL detailing the period timespan during which the labor was performed by a salaried EMPLOYEE .
EMPLOYEE ADDRESS	Reference	Maps EMPLOYEE with ADDRESS LOCATION . May include multiple addresses of an EMPLOYEE and type of address. For example: <ul style="list-style-type: none"> ■ Permanent address ■ Temporary address ■ Rented
EMPLOYEE AVAILABILITY	Reference	Identifies EMPLOYEEs available to work at a specific ORGANIZATION BUSINESS UNIT for a given BUSINESS UNIT SHIFT .
EMPLOYEE CERTIFICATE	Reference	Certificate verifying that the EMPLOYEE has attended training and or passed a qualifying exam.
EMPLOYEE CERTIFICATION ISSUING BODY	Reference	Issuing body of an EMPLOYEE CERTIFICATE .
EMPLOYEE CERTIFICATION TYPE	Lookup	Type of EMPLOYEE CERTIFICATE .
EMPLOYEE CLASS	Reference	Classification of EMPLOYEE roles based on pay type, commission eligibility, and so on.
EMPLOYEE CLASS ASSIGNMENT	Reference	Association entity assigning an EMPLOYEE to an EMPLOYEE CLASS .
EMPLOYEE COMMISSION PLAN	Reference	Compensation Plans for Commission eligible EMPLOYEEs and the associated GL ACCOUNT .
EMPLOYEE COST	Base	Subtype of COST which applies to EMPLOYEE . For example, salary and bonus for EMPLOYEE .
EMPLOYEE DESIGNATION	Reference	Designation (job title) of an EMPLOYEE .
EMPLOYEE DISCOUNT GROUP	Reference	Employee discount eligibility classifications.
EMPLOYEE DISCOUNT GROUP ASSIGNMENT	Reference	Association between an EMPLOYEE and an EMPLOYEE DISCOUNT GROUP , which makes the EMPLOYEE eligible for the price reductions available to the discount group.
EMPLOYEE DISCOUNTED SALES HISTORY	Base	History of DISCOUNT LINE ITEM where discount type is "EMPLOYEE".
EMPLOYEE JOB ROLE ASSIGNMENT	Base	Cross-references of the job roles present in the organization with the employees assigned to the job roles. EMPLOYEEs may have multiple roles.
EMPLOYEE LABOR DERIVED	Derived	Summary of employee labor in a day.
EMPLOYEE POSITION ASSIGNMENT	Base	Cross-references of the POSITIONs present in the ORGANIZATION with the EMPLOYEE assigned to the POSITION .
EMPLOYEE PUNCH	Base	Employee Schedule and Actual In and Out Times.
EMPLOYEE RESTRICTED INFORMATION	Reference	Confidential information regarding the EMPLOYEEs . For example: <ul style="list-style-type: none"> ■ Date of birth ■ National identifier This information is encrypted.
EMPLOYEE SCHEDULE	Reference	Planned schedule for an EMPLOYEE , including the store, BUSINESS UNIT JOB ROLE , and shift for which the EMPLOYEE is scheduled to work.
EMPLOYEE SERVER ASSIGNMENT	Base	Association entity designating an EMPLOYEE as a SERVER .

Table 2–57 (Cont.) A-F Entity Descriptions

Entity Name	Type	Description
EMPLOYEE TIME ACCRUAL HISTORY	Base	Work hours accrued during a given time period.
EMPLOYEE TIME ACCRUAL TYPE	Lookup	Lookup for work hour types.
EMPLOYEE TIME PUNCH ENTRY	Base	A record of a Worker commencing or completing a particular BUSINESS UNIT JOB ROLE or TASK .
EMPLOYEE TRAINING RECORD	Base	Record that a particular EMPLOYEE has been trained in performing a particular task or skill.
EMPLOYEE TYPE	Lookup	Lookup for types of EMPLOYEE . For example: <ul style="list-style-type: none"> ▪ Part Time ▪ Contractual ▪ Full Time
EMPLOYEE WAGE PAYMENT DAY DERIVED	Derived	Daily summary of EMPLOYEE wage payment.
ENTRY METHOD	Lookup	Method used of entering transaction data. For example: <ul style="list-style-type: none"> ▪ Entry Through Key ▪ Entry Through Magnetic Ink Character Recognition ▪ Entry Through MSR ▪ Entry Through Scanning ▪ Entry Through Smart Card
ENVIRONMENT TYPE	Lookup	Defines the temperature, relative humidity, lighting, and other physical or climatic environmental requirements for storing and displaying the item.
EQUIPMENT	Reference	A device that is used to conduct retail store operations. For example: <ul style="list-style-type: none"> ▪ Workstation ▪ FuelPump ▪ TankGauge ▪ TankProbe
EQUIPMENT ASSIGNMENT	Reference	Association entity between two instances of EQUIPMENT .
EQUIPMENT CLASS	Reference	A class of device used as an as interface to any store business function. All instances of the class have a common manufacturer, service provider and supplier. Class instances are currently: <ul style="list-style-type: none"> ▪ Workstation ▪ FuelPump ▪ TankGauge ▪ TankProbe
EQUIPMENT STATISTICS READING	Supertype	A set of performance statistics that have been taken from a piece of EQUIPMENT connected to a STORE WORKSTATION .
EQUIPMENT TYPE	Lookup	Lookup for types of EQUIPMENT .
EVENT	Base	Events provide retailer's with an umbrella to consolidate and coordinate related marketing and promotion tactics into a cohesive strategy. Events vary by retail segment, with store sales popular in apparel while weekly discounts (or TPR's) are more common in grocery. The event ensures that the costs and results of disparate marketing and promotional activity can be analyzed and compared against other event strategies as a single entity. Events are comprised of promotions and are communicated using campaigns.
EVENT COST	Base	Subtype of COST , which is specifically related to a given EVENT . This cost is usually for a non-network event such as an interaction with a customer. For example, for on-site maintenance after a service issue or a break-down.
EVENT PARTY INTERACTION PARTICIPATION	Base	Tracks multiple employees who participate in the same interaction with a CUSTOMER or a VENDOR .
EVENT TYPE	Lookup	Type of event in an Impression.

Table 2–57 (Cont.) A-F Entity Descriptions

Entity Name	Type	Description
EXCHANGE RATE CURRENCY DAY	Base	Daily exchange rates for specific currencies in different locations.
EXPENSE TYPE	Lookup	Lookup for types of Expenses.
EXTERNAL DEPOSITORY	Reference	A bank or other institution that accepts periodic deposits of TENDER from the ORGANIZATION STORE .
EXTERNAL DEPOSITORY SETTLEMENT TRANSACTION	Base	A subtype of CONTROL TRANSACTION that records the closing balances for the TILL TENDER HISTORY . This is associated with the cash count of the deposit made to an external repository.
EXTERNAL DEPOSITORY TENDER HISTORY	Base	A record of the CONTROL TRANSACTIONS that lists the deposit of TENDER in the EXTERNAL DEPOSITORY by the store.
FABRIC	Lookup	The fabric attribute of SKU ITEM .
FACTOR COMPANY	Reference	Information about the factor company.
FIBER	Lookup	The fiber attribute of SKU ITEM .
FISCAL HALF MONTH	Reference	Half-month level in the fiscal calendar.
FISCAL HALF YEAR	Reference	Half-year level in the fiscal calendar.
FISCAL MONTH	Reference	Month level in the fiscal calendar.
FISCAL PRINTER EQUIPMENT STATISTICS READING	Base	A set of performance statistics that have been taken from a fiscal printer connected to a STORE WORKSTATION .
FISCAL QUARTER	Reference	Quarter level in the fiscal calendar.
FISCAL WEEK	Reference	Week level in the fiscal calendar.
FISCAL YEAR	Reference	Year level in the fiscal calendar.
FLEET MANAGEMENT	Base	Vehicle, Driver and other fleet management data that is collected as part of the process of tendering a transaction, that includes the sale of a FUEL ITEM , with a CUSTOMER ACCOUNT .
FOOD SERVICE LINE ITEM	Base	A sub-type of RETAIL SALE RETURN LINE ITEM recording how the Item being sold is to be processed in the food services environment.
FOOD SERVICE TABLE	Reference	Physical tables in a food service area.
FOOD SERVICE TRANSACTION	Base	A sub-type of RETAIL TRANSACTION specifically for the food service segment of the retail industry. Use to record FOOD SERVICE TABLE , SERVER , and so on.
FOOD STAMPS TENDER LINE ITEM	Base	A sub-type of RETAIL TENDER LINE ITEM that records details of TENDER CLASS food stamps that were tendered as part of the transaction.
FORECOURT SETTLEMENT TRANSACTION	Base	A special kind of forecourt transaction that causes the system to do the following: <ol style="list-style-type: none"> 1. Perform an automatic PHYSICAL COUNT DOCUMENT of the tank Locations using TANK LEVEL GAUGE equipment. 2. Take a set of Sales or TANK READINGS. 3. Close-off the set of open NOZZLE HISTORY records.
FORECOURT TRANSACTION	Base	A type of transaction that records the clearing of FUELING TRANSACTIONS without accepting money for them by an operator at a workstation.
FRANCHISEE	Reference	A Person or separate legal entity which conducts retail operations for the retail enterprise in some geographical location. Such operations are governed by a franchise agreement.
FREIGHT DOCUMENT	Base	A carrier-originated document that lists the number of containers, for example, pallets, cartons, and so on, that were delivered to the store. The freight bill does not reference the inner contents of a shipment.
FUEL ITEM	Reference	A sub-type of SKU ITEM for Petroleum products such as Petrol, Gas, Diesel and Kerosene. A fuel item is purchased in bulk and blended, measured, and dispensed by a FUELING POINT .

Table 2–57 (Cont.) A-F Entity Descriptions

Entity Name	Type	Description
FUEL ITEM PRICE	Base	A sparse array allowing combinations of Time, Service Type, Price Type and FUELING POINT affect the current retail price of an ITEM . The available set of valid prices for all ITEMS dispensed by a FUELING POINT are downloaded into the FUELING POINT , this entity provides a mapping from all the parameters to the set of available prices.
FUEL PUMP	Reference	The piece of EQUIPMENT on the forecourt that houses one or more FUELING POINTS .
FUEL SALE STATUS	Lookup	Lookup for status codes that may be applied to a FUEL SALES LINE ITEM .
FUEL SALES LINE ITEM	Base	A sub-type of RETAIL SALE RETURN LINE ITEM recording the collection of money in return for the fuel dispensed by a FUELING TRANSACTION .
FUELING POINT	Reference	A device that delivers fuel.
FUELING TRANSACTION	Base	An auditing event, recording a particular NOZZLE completing a delivery of fuel.
FULFILLMENT ACKNOWLEDGMENT LINE ITEM	Base	A component of a FULFILLMENT ACKNOWLEDGMENT TRANSACTION recording the fact that the CUSTOMER has received a particular SKU ITEM that was to be delivered or picked up.
FULFILLMENT ACKNOWLEDGMENT TRANSACTION	Base	A type of INVENTORY CONTROL DOCUMENT that records the fact that the CUSTOMER has received the merchandise that was to be delivered or picked up.
FUNCTION CODE	Lookup	Lookup for INVENTORY LOCATION function codes.
FUND RECEIPT TRANSACTION	Base	A type of TENDER CONTROL TRANSACTION that records the receipt of TENDER into a Till (with an offsetting miscellaneous income).

Table 2–58 G-N Entity Descriptions

Entity Name	Type	Description
GENDER	Lookup	Lookup for gender.
GEOGRAPHY CITY	Reference	Cities defined in a Geography.
GEOGRAPHY COUNTRY	Reference	Countries defined in a Geography.
GEOGRAPHY COUNTY	Reference	Counties defined in a Geography.
GEOGRAPHY DEMOGRAPHIC GROUP	Reference	User defined classifications for Demographic attributes, such as: <ul style="list-style-type: none"> ▪ Race ▪ Age ▪ Income
GEOGRAPHY DEMOGRAPHY ATTRIBUTES	Reference	User defined classifications for a demographic profile group. For example: <ul style="list-style-type: none"> ▪ Percent White ▪ Percent Black ▪ Average Age ▪ Average Income ▪ Population ▪ Population Age 0-12
GEOGRAPHY DEMOGRAPHY VALUE	Reference	Values associated with a geographic location as defined by the GEOGRAPHY DEMOGRAPHY ATTRIBUTES .

Table 2–58 (Cont.) G-N Entity Descriptions

Entity Name	Type	Description
GEOGRAPHY ENTITY	Reference	Geographic entities to define the location of an address. For example: <ul style="list-style-type: none"> ▪ Region ▪ North ▪ State ▪ Country ▪ City ▪ Geography ▪ EMEA ▪ Americas
GEOGRAPHY HIERARCHY	Reference	Type of geographic hierarchy. For example: <ul style="list-style-type: none"> ▪ Sales Hierarchy ▪ Organization Location Hierarchy
GEOGRAPHY HIERARCHY LEVEL	Reference	Associative entity for GEOGRAPHY HIERARCHY and GEOGRAPHY LEVEL , mapping levels to hierarchies.
GEOGRAPHY HIERARCHY LEVEL ASSIGNMENT	Reference	Assignment of a GEOGRAPHY HIERARCHY LEVEL to a GEOGRAPHY ENTITY ; assigns geography values to hierarchy levels.
GEOGRAPHY HIERARCHY VERSION	Reference	Version table for the hierarchies.
GEOGRAPHY LEVEL	Reference	User defined Hierarchical levels for the GEOGRAPHY HIERARCHYS .
GEOGRAPHY LEVEL ATTRIBUTE VALUE	Reference	Values as defined by geography level attributes for a GEOGRAPHY HIERARCHY LEVEL .
GEOGRAPHY LEVEL ATTRIBUTES	Reference	User defined attributes associated with a specific GEOGRAPHY LEVEL .
GEOGRAPHY REGION	Reference	Defines a region in a Geography.
GEOGRAPHY STATE	Reference	Defines a state in a Geography.
GEOGRAPHY SUB REGION	Reference	Defines a subregion in a Geography.
GEOGRAPHY WORLD	Reference	Top level of Geography.
GIFT CERTIFICATE CLASS	Reference	Defines a class of gift certificates and establishes the business rules governing their issuance and redemption.
GIFT CERTIFICATE TYPE	Lookup	Lookups to Identify a gift certificate types.
GL ACCOUNT	Reference	Financial Ledger Account.
GL ACCOUNT ASSIGNMENT	Reference	Defines the relationship between two GL ACCOUNT to form an Account Hierarchy. The GL Account Assignment stores lists of the detail accounts associated with each summary account.
GL ACCOUNT ASSIGNMENT TYPE	Lookup	Association classification of types of GL ACCOUNT . For example: <ul style="list-style-type: none"> ▪ Parent ▪ Child
GL ACCOUNT TYPE	Lookup	GL ACCOUNT type. For example: <ul style="list-style-type: none"> ▪ Asset ▪ Liability ▪ Equity
GL BALANCE	Base	The GL Balance stores actual, budget, and encumbrance balances for detail and summary accounts.
GL COST CENTER SEGMENT	Reference	Account Segment representing a COST CENTER .
GL JE LINE SUBLEDGER ASSIGNMENT	Base	Assignment entity between a Journal Entry Header and Subledger header.
GL JOURNAL ENTRY	Base	Financial Ledger Journal Entry.
GL JOURNAL ENTRY BATCH	Base	A method used to group journal entries according to your set of books and accounting period.

Table 2–58 (Cont.) G-N Entity Descriptions

Entity Name	Type	Description
GL JOURNAL ENTRY CATEGORY	Reference	A category that indicates the purpose or nature of your journal entry.
GL JOURNAL ENTRY LINE	Base	Each journal entry header contains one or more journal entry lines. The lines are the actual journal entries that your general ledger posts to update account balances.
GL LEDGER	Reference	The accounting system which tracks the journal entries that affect each account.
GL LEDGER ACCOUNT ASSIGNMENT	Reference	Assign the GL ACCOUNTS to Ledgers to form the Chart Of Account (COA).
GL ORG BSNS UNIT SEGMENT	Reference	Account Segment representing an ORGANIZATION BUSINESS UNIT .
GL PERIOD	Reference	The GL period stores information about the accounting periods. Each row includes the start date and end date of the period, the period type, the fiscal year, the period number, and other information.
GL PRODUCT SEGMENT	Reference	Account segment representing a product.
GL PROJECT SEGMENT	Reference	Account segment representing a project.
GL SEGMENT	Reference	Each GL ACCOUNT consists of a few independent segments, which are determined by Financial System setup. Each GL ACCOUNT may be linked (rolled up) to a specific business entity (Concept), such as ORGANIZATION BUSINESS UNIT , PROJECT , and so on, through the subtentities of GL Segment.
GL SEGMENT TYPE	Lookup	Type of GL SEGMENT . For example: <ul style="list-style-type: none"> ▪ Project ▪ Account
GL SUBLEDGER	Reference	Stores information that depend on the application. It includes a row for each application, who may feed financial journal entries into GL application.
GL SUBLEDGER JOURNAL ENTRY	Base	Stores subledger journal entries.
GL SUBLEDGER JOURNAL ENTRY LINE	Base	Each GL SUBLEDGER JOURNAL ENTRY contains one or more line items.
GROUP SELECT	Reference	SKU ITEM that is part of a group of SKU ITEMS , only one of which is sold. The choice of which item is made by the customer at the time of purchase.
HALF HOUR	Reference	Half hour as defined in TIME OF DAY .
HALF MONTH TODATE TRANSFORMATION	Reference	Cumulative time transformations at the half-month level.
HALF MONTH TRANSFORMATION	Reference	Transformation for a half month such as this half month last year or this year last half month.
HALF YEAR TODATE TRANSFORMATION	Reference	Cumulative time transformations at the half-year level.
HALF YEAR TRANSFORMATION	Reference	Time transformations at the half-year level.
HAZARDOUS MATERIAL TYPE	Lookup	Defines the relevant hazardous material handling properties of the item. The code is provided for oil products, pesticides, swimming pool suppliers, or fertilizers (especially bomb grade).
HOUR	Reference	Hour as defined in TIME OF DAY .
HOURS TYPE	Lookup	Lookup for types of work time detailed in EMPLOYEE ACTUAL LABOR DETAIL . For example: <ul style="list-style-type: none"> ▪ Regular ▪ Overtime
HOUSEHOLD	Reference	Household statistics and demographic information.
ICD ALLOWANCE LINE ITEM	Base	A type of INVENTORY CONTROL DOCUMENT LINE ITEM that records allowances applicable to the whole INVENTORY CONTROL DOCUMENT .
ICD ASSIGNMENT REASON	Lookup	Lookup for valid INVENTORY CONTROL DOCUMENT ASSIGNMENT reasons.
ICD ASSIGNMENT TYPE	Lookup	Lookup for valid INVENTORY CONTROL DOCUMENT ASSIGNMENT types.

Table 2–58 (Cont.) G-N Entity Descriptions

Entity Name	Type	Description
ICD CHARGE LINE ITEM	Base	A type of INVENTORY CONTROL DOCUMENT LINE ITEM that records charges applicable to the whole INVENTORY CONTROL DOCUMENT .
ICD FREIGHT LINE ITEM	Base	A type of INVENTORY CONTROL DOCUMENT LINE ITEM that records the type and amount of freight cost incurred on an INVENTORY CONTROL DOCUMENT .
ICD LINE ITEM ASSIGNMENT	Base	Associative entity between two INVENTORY CONTROL DOCUMENT LINE ITEMS .
ICD MERCHANDISE LINE ITEM MODIFIER	Base	A modifier that applies an allowance or a charge to a single line item on an INVENTORY CONTROL DOCUMENT LINE ITEM of type 'MERCHANDISE'.
ICD MERCHANDISE TAX LINE ITEM	Base	A Line Item to record taxation implications of a single INVENTORY CONTROL DOCUMENT LINE ITEM rather than an entire INVENTORY CONTROL DOCUMENT .
ICD TAX EXEMPTION MODIFIER	Base	A line item modifier to the ICD TAX LINE ITEM that provides supplementary data regarding tax exemptions that have been applied.
ICD TAX LINE ITEM	Base	A type of INVENTORY CONTROL DOCUMENT LINE ITEM that records sales, use, and value added taxes applicable to the whole INVENTORY CONTROL DOCUMENT .
IMPRESSION	Base	Details collected when a user access a web page.
IMPRESSION EVENT TYPE	Lookup	Lookup for types of details collected when a user accesses a web page.
INDIVIDUAL DEMOGRAPHY VALUE	Reference	The demographic values for individual customer and customer household.
INGREDIENT	Reference	A raw material component of a RECIPE .
INGREDIENT OPTION	Reference	Alternate raw materials that may be used for an INGREDIENT in a RECIPE .
INTERACTION CHANNEL	Lookup	Channel used during a PARTY INTERACTION EVENT .
INTERACTION CHANNEL TYPE	Lookup	Lookup for available INTERACTION CHANNELS . For example: <ul style="list-style-type: none"> ▪ Call center ▪ Store ▪ Website
INTERACTION DIRECTION	Lookup	Lookup for available directions for initiatives. For example: <ul style="list-style-type: none"> ▪ Inbound ▪ Outbound
INTERACTION REASON	Lookup	Lookup for interaction reasons. For example: <ul style="list-style-type: none"> ▪ Debt collection ▪ Service call ▪ Inbound marketing ▪ Outbound marketing ▪ Customer complaints
INTERACTION RESULT TYPE	Lookup	Lookup for possible responses to customer interaction. For example: <ul style="list-style-type: none"> ▪ Showed interest without decision ▪ Offer accepted ▪ Never call again
INTERACTION STATUS	Lookup	Lookup for available interaction status. For example: <ul style="list-style-type: none"> ▪ Planned ▪ In-progress ▪ Executed ▪ Closed

Table 2–58 (Cont.) G-N Entity Descriptions

Entity Name	Type	Description
INTERACTION THREAD STATUS	Lookup	The Status of PARTY INTERACTION THREAD . For example: <ul style="list-style-type: none"> ▪ Closed ▪ Waiting for Material ▪ Processing
INTERACTION TYPE	Lookup	Lookup for types of PARTY INTERACTION EVENTS . For example: <ul style="list-style-type: none"> ▪ Inquiry ▪ Complaint ▪ Catalog Request
INVENTORY ACCOUNTING METHOD	Lookup	Lookup for the inventory accounting method to be used for the item. For example: <ul style="list-style-type: none"> ▪ Retail method ▪ Cost method
INVENTORY ADJUSTMENT DOCUMENT	Base	A document that captures an increment or decrement to an item's unit on hand count and or financial valuation.
INVENTORY ADJUSTMENT DOCUMENT LINE ITEM	Base	The detail line item on the INVENTORY ADJUSTMENT DOCUMENT which applies an increment or decrement to the ITEM 's unit on hand and or the financial valuation.
INVENTORY ADJUSTMENT ITEM DAY DERIVED	Derived	Inventory adjustment information at the item, ORGANIZATION BUSINESS UNIT , day-reason level.
INVENTORY CONDITION	Lookup	A reference entity type that defines permissible inventory conditions. For example: <ul style="list-style-type: none"> ▪ Damaged ▪ Shorted An inventory condition applies to inbound, stored and outbound merchandise and is important in establishing the value of that merchandise.
INVENTORY CONTROL DOCUMENT	Base	A written or printed paper, or digital equivalent, that evidences the movement of merchandise or supply SKU ITEMS .
INVENTORY CONTROL DOCUMENT ASSIGNMENT	Base	Assignment entity between INVENTORY CONTROL DOCUMENTS .
INVENTORY CONTROL DOCUMENT LINE ITEM	Base	Detail line on an INVENTORY CONTROL DOCUMENT that identifies the SKU ITEM , and unit of measure exchanged, or the freight, charges, taxes, and allowances applicable to a particular inventory control event and action.
INVENTORY CONTROL DOCUMENT LINE ITEM TYPE	Lookup	Lookup for INVENTORY CONTROL DOCUMENT LINE ITEM types.
INVENTORY DOCUMENT TYPE	Lookup	Lookup for INVENTORY CONTROL DOCUMENT types.
INVENTORY ITEM STATE	Base	Location of SKU ITEMS in inventory by ORGANIZATION BUSINESS UNIT , SELLING LOCATION , INVENTORY LOCATION , by date.
INVENTORY LOCATION	Reference	Physical location where the retailer stores merchandise. INVENTORY LOCATION may be collocated at a SITE with ORGANIZATION STORE , ORGANIZATION DISTRIBUTION CENTER , or ADMINISTRATION CENTER and does not include containers, ships and trucks that are in transit.
INVENTORY LOCATION TYPE	Lookup	Lookup for code that describes what business activities and functions are performed in a specific location. For example, for an INVENTORY LOCATION : <ul style="list-style-type: none"> ▪ DISPLY for display ▪ CUSTSVC for customer service ▪ RETADJ for returns and adjustments ▪ STOCKPT for stock point ▪ RECV for receiving
INVENTORY POSITION DEPT DAY AGGR	Aggregate	Daily status and value of Inventory. For example: <ul style="list-style-type: none"> ▪ Stock on hand ▪ On order for an ORGANIZATION BUSINESS UNIT and SKU ITEM

Table 2–58 (Cont.) G-N Entity Descriptions

Entity Name	Type	Description
INVENTORY POSITION ITEM DAY DERIVED	Derived	Status and value of Inventory. For example: <ul style="list-style-type: none"> Stock on hand On order for an ORGANIZATION BUSINESS UNIT and SKU ITEM
INVENTORY POSITION SUBCLASS MONTH AGGR	Aggregate	Daily status and value of Inventory. For example: <ul style="list-style-type: none"> Stock on hand On order for an ORGANIZATION BUSINESS UNIT and item subclass
INVENTORY RECEIPT ITEM DAY DERIVED	Derived	Daily record of inventory receipts by ITEM and ORGANIZATION BUSINESS UNIT .
INVENTORY RECEIPT SUBCLASS WEEK AGGR	Aggregate	Weekly record of inventory receipts by subclass and ORGANIZATION BUSINESS UNIT .
INVENTORY SPACE ALLOCATION	Base	Allocation of INVENTORY LOCATION for SKU ITEMS during a given time frame. Allocation does not indicate inventory levels or existence of SKU ITEMS in the INVENTORY LOCATION .
INVENTORY STATE	Lookup	Defines a state that SKU ITEMS are kept in the retail enterprise item inventory records. For example: <ul style="list-style-type: none"> On Hand On Order On Layaway Damaged To Be Returned
INVENTORY STATUS	Lookup	Status of the inventory. For example: <ul style="list-style-type: none"> Work-in-progress Manufactured Finished
INVENTORY TRANSFER ITEM DAY DERIVED	Derived	Daily summary of transfer in and transfer out document statistics. Provides a daily summary of inventory transfers at the ITEM , to ORGANIZATION BUSINESS UNIT , from ORGANIZATION BUSINESS UNIT , and transfer type. Daily summary of transfer in and transfer out document statistics summary of transfer in and transfer out document statistics.
INVENTORY TYPE	Lookup	Type of Inventory. For example: <ul style="list-style-type: none"> Damaged Customer Order
INVENTORY UNAVAILABLE ITEM DAY DERIVED	Derived	SKU ITEMS in inventory that are not available to sell during the given time period. This could be due to damage, spoilage, or because the items are reserved for a future PROMOTION or to fulfill a CUSTOMER ORDER .
INVENTORY VENDOR COMPLIANCE DAY DERIVED	Derived	Daily summary of Vendors' Inventory Compliance.
ISSUE TYPE	Lookup	How the certificate or voucher was issued by the ORGANIZATION BUSINESS UNIT . For example: Embossed and Printed. A code to denote how the ORGANIZATION STORE issues CERTIFICATES , for example, embossed or printed at the point of sale.
ITEM	Reference	A level in a product hierarchy frequently used for business analysis. An item can be a group of Stock Keeping Units (SKU)s where each SKU is the same item but varies in size, weight, color, or other attributes. Item is sometimes referred to as Article. Product, article or bundle of SKUs. For example, Item could be Acme shirt, with associated SKUs for each color and size of the shirt.
ITEM CLASS	Reference	Fifth level in item hierarchy below ITEM DEPARTMENT . Item class consists of one or more item subclasses.
ITEM CLUSTER	Reference	Grouping of items based on common characteristics.
ITEM CLUSTER CUSTOMER ASSIGNMENT	Reference	Association entity of CUSTOMER to ITEM CLUSTER based on CUSTOMER buying patterns.

Table 2–58 (Cont.) G-N Entity Descriptions

Entity Name	Type	Description
ITEM CLUSTER TYPE	Lookup	Lookup for Types of ITEM CLUSTERS .
ITEM COMPANY	Reference	Top level of the ITEM merchandise hierarchy.
ITEM DEPARTMENT	Reference	Fourth level in item hierarchy below ITEM GROUP . Item department consists of one or more item classes.
ITEM DIVISION	Reference	Second level in item hierarchy below ITEM COMPANY . Item Division consists of one or more ITEM GROUPS .
ITEM ELECTRONIC LABEL	Reference	A type of ITEM LABEL that defines the properties of the electronic shelf labels used to present the current retail price to customers. Electronic labels are small liquid crystal screens, attached to the front of the display shelf or unit, which convey the current selling price and other information regarding the SKU ITEM to the CUSTOMER or EMPLOYEE . These labels are electronically linked to the store processor. In this way any amendments to the ITEM can be transmitted to the shelf label at the same time they take effect. This facility ensures that ITEM details and prices on the shelf and store processor are synchronized.
ITEM GROUP	Reference	Third level in item hierarchy, below ITEM DIVISION . Item Group consists of one or more ITEM DEPARTMENTS .
ITEM HIERARCHY	Reference	Names and descriptions for the user defined item hierarchy.
ITEM HIERARCHY LEVEL	Reference	User defined. Hierarchy level name and description.
ITEM HIERARCHY LEVEL ASSIGNMENT	Reference	Associative entity for PRODUCT ENTITY and ITEM HIERARCHY LEVEL ; maps parents to children in a hierarchy.
ITEM HIERARCHY VERSION	Reference	Version of the hierarchy.
ITEM INVENTORY JOURNAL ENTRY	Base	The record of a change in an Item Inventory holding that is applied to an Item Inventory account.
ITEM LABEL	Reference	A means of conveying information about an SKU ITEM to the CUSTOMER and or EMPLOYEE . This information is available on or adjacent to the ITEM . The item label may be in the form of an item tag or paper or electronic shelf label.
ITEM LEVEL	Reference	Name and description for User Defined Item Levels.
ITEM LEVEL ATTRIBUTE	Reference	User Defined Attributes associated with an ITEM HIERARCHY LEVEL .
ITEM LEVEL ATTRIBUTE VALUE	Reference	Values for User Defined Attributes of an ITEM LEVEL in the user defined hierarchy.
ITEM LOOKUP METHOD	Lookup	Method by which the SKU ITEM SELLING PRICE was retrieved and entered into the Point of Sale system during a RETAIL SALE RETURN LINE ITEM transaction.
ITEM MARKET DATA	Reference	List of Market Items. Market items refer to the flow of goods through distribution channels authorized by the manufacturer or producer. Item in Market with descriptive information that may be purchased through external entities.
ITEM PRICE DERIVATION RULE	Reference	A type of PRICE DERIVATION RULE that modifies the retail sale unit price amount for an item as read from the PLU and results in a new retail sale unit price that is presented to the customer and or used as the new base for compounding price changes. This rule affects prices of the items that triggered the eligibility.
ITEM SALES PROHIBITION PERIOD RULE	Reference	A rule that identifies specific days of the week and or special dates and time periods during which the sale of an ITEM is prohibited.
ITEM SEASON	Reference	Associative entity for ITEM , SEASON , and PHASE .
ITEM SELLING RULE	Reference	A set of commonly used selling rules for ITEMS . The entity is typically in a one-to-one relationship with ITEM , unless each combination of size, color, and style of a particular piece of merchandise is individually assigned to a SKU for inventory recording purposes, but all sizes, colors, and styles of that item have the same selling rules.
ITEM SHELF LABEL	Reference	A type of ITEM LABEL that provides a means of conveying information about a SKU ITEM to the CUSTOMER , EMPLOYEE , or both. The label is sited adjacent to the item, usually in front of the merchandise where the customer can easily see it. Subtype of ITEM LABEL .

Table 2–58 (Cont.) G-N Entity Descriptions

Entity Name	Type	Description
ITEM SPIFF RULE	Reference	Rule or condition associated with an ITEM applied when a Sales Performance Incentive Factor Formula (SPIFF) is awarded to a salesperson.
ITEM STATE	Lookup	Lookup for the state of the item. This code defines the current state of an item within the ORGANIZATION STORE . The item state limits what actions may be taken on an item in terms of ordering, receiving, selling, returns, transfers, and counting. For example: <ul style="list-style-type: none"> ▪ Sent to Quality Checked ▪ Item Return from Quality Checked ▪ Item Passed Quality Checked ▪ Damaged Item ▪ Active ▪ Inactive ▪ Discontinued ▪ Pending
ITEM SUBCLASS	Reference	The sixth level in item hierarchy, below ITEM CLASS . Item Subclass consists of one or more ITEMS .
ITEM SUBDEPARTMENT	Reference	Item SubDepartment within a Department in the Product hierarchy at a given of time.
ITEM TENDER RESTRICTION GROUP	Reference	A collection of ITEMS which share a common restriction on the which tenders may be used to pay for them at a store.
ITEM TENDER RESTRICTION RULE	Reference	An association between ITEM TENDER RESTRICTION GROUP and TENDER which constrains the use of a specific type of tender in the settlement of a sale for a specific ITEM .
ITEM TICKET	Reference	A type of ITEM LABEL that provides a means of conveying information about an SKU ITEM to the CUSTOMER or EMPLOYEE . The item ticket typically takes the form of either as an adhesive ticket or hanging tag.
JOB ALLOCATION	Base	The allotment of Jobs that have been approved for a specific WORK LOCATION (ORGANIZATION STORE , ADMINISTRATION CENTER , ORGANIZATION DISTRIBUTION CENTER , SELLING LOCATION , SITE).
JOB ROLES	Lookup	Job roles within the retail organization.
JOB TASK SET	Reference	An association grouping a particular TASK SET to a particular JOB ROLES .
KEY LOCK EQUIPMENT STATISTICS READING	Base	A set of performance statistics that have been taken from a key lock connected to a STORE WORKSTATION .
KNOWN SOURCE TYPE	Lookup	Lookup for known sources from which a food service RESERVATION could be made.
LABEL TYPE	Lookup	Lookup for ITEM LABEL types.
LANGUAGE	Lookup	Languages spoken or written within the company or in interactions with CUSTOMERS .
LETTER TYPE	Lookup	Lookup for available types of letters that may be sent to CUSTOMERS . For example: <ul style="list-style-type: none"> ▪ Direct marketing ▪ Legal letter ▪ Contract confirmation letter (Welcome)
LIABILITY DAY DERIVED	Derived	Summary Liability by Day.
LIABILITY MONTH AGGR	Aggregate	Summary Liability by Month.
LIABILITY TYPE	Lookup	Lookup for Liability Types.
LICENSE SALES RESTRICTION	Reference	A restriction or limitation on the sales of a class of items based on the profession or license or other certification of the purchaser.
LIFECYCLE TYPE	Lookup	Type codes for CUSTOMER lifecycle.
LINE DISPLAY EQUIPMENT STATISTICS READING	Base	A set of performance statistics that have been taken from a line display connected to a STORE WORKSTATION .

Table 2–58 (Cont.) G-N Entity Descriptions

Entity Name	Type	Description
LOCAL AUTHORITY TYPE	Lookup	Lookup for type of Local Authority. For example: <ul style="list-style-type: none"> ▪ City ▪ State ▪ County
LOCAL TAX AUTHORITY	Reference	Government authority that levies sales taxes or imposes rules or statutory compliance.
LOCATION	Super (no table)	A physical place the retailer conducts business. It may be any or all of the defined sub-types: WORK LOCATION , SELLING LOCATION , INVENTORY LOCATION .
LOCATION TYPE	Lookup	Lookup for type of LOCATION . For example: <ul style="list-style-type: none"> ▪ Work location ▪ Inventory location ▪ Selling location
LOYALTY AWARD	Reference	Identifies a reward that a customer received for meeting the requirements of a promotion. For example: a premium gift when a customer has purchased a certain amount during a promotion.
LOYALTY PROGRAM	Reference	Loyalty programs available to which customers may be members of.
LOYALTY REWARD LINE ITEM	Base	A RETAIL TRANSACTION LINE ITEM sub-type that records the crediting of a MEMBERSHIP ACCOUNT (customer loyalty account) with points, or the gifting of an Item or CERTIFICATE to a to that account because of some PROMOTION .
MANUFACTURER	Reference	The PARTY that manufactures the ITEM .
MANUFACTURER BRAND	Reference	An associative (many-to-many) entity that links MANUFACTURER and BRAND . Brands, such as private label merchandise, can be produced by different MANUFACTURERS and a MANUFACTURER can produce different BRANDS .
MANUFACTURER COST	Base	Subtype of COST indicating a MANUFACTURER COST .
MANUFACTURER COUPON FAMILY	Reference	Defines code assigned by the manufacturer to classify product for promotion purposes. A unique code assigned by the manufacturer to classify product for promotion purposes. In the ARTS model it is used to validate manufacturers' coupons. For example: <ul style="list-style-type: none"> ▪ Raincheck Coupon ▪ Manufacturer Coupon ▪ Electronic Coupon
MANUFACTURER INVENTORY ITEM STATE	Base	Manufacturer entity: Location of SKU ITEMS in inventory by ORGANIZATION BUSINESS UNIT , SELLING LOCATION , INVENTORY LOCATION , by date. In this entity, there could be multiple retail organizations and within them multiple inventory locations, or the Location could be in the Manufacturer's facility.
MANUFACTURER ITEM CLASS	Reference	Manufacturer entity: Fourth level in manufacturer item hierarchy below MANUFACTURER ITEM GROUP . Item class consists of one or more MANUFACTURER ITEM SUBCLASSES .
MANUFACTURER ITEM COMPANY	Reference	Manufacturer entity: Top level of the manufacturer item hierarchy.
MANUFACTURER ITEM DIVISION	Reference	Manufacturer entity: Second level in manufacturer item hierarchy below MANUFACTURER ITEM COMPANY . Item class consists of one or more MANUFACTURER ITEM GROUPS .
MANUFACTURER ITEM GROUP	Reference	Manufacturer entity: Third in manufacturer item hierarchy below MANUFACTURER ITEM DIVISION . Item class consists of one or more MANUFACTURER ITEM CLASSES .
MANUFACTURER ITEM RETAILER ASSIGNMENT	Reference	Manufacturer entity: Assignment entity between MANUFACTURER and RETAILER Organization Business Unit with pack unit count breakdown.
MANUFACTURER ITEM SUBCLASS	Reference	Manufacturer entity: First level in manufacturer item hierarchy below MANUFACTURER ITEM CLASS . Item class consists of one or more MANUFACTURER SKU ITEMS .

Table 2–58 (Cont.) G-N Entity Descriptions

Entity Name	Type	Description
MANUFACTURER ORGANIZATION COMPETITOR ASSIGNMENT	Reference	Manufacturer entity: Assignment entity between MANUFACTURER and COMPETITOR .
MANUFACTURER RETAILER ITEM ASSIGNMENT	Reference	Manufacturer entity: An optional relationship between MANUFACTURER and MANUFACTURER SKU ITEM , and RETAILER and Business Unit (ORGANIZATION BUSINESS UNIT) and Retailer SKU ITEM .
MANUFACTURER SKU ITEM	Reference	Manufacturer entity: Stock Keeping Unit or unit identification, typically the UPC or GTIN, that tracks manufacturer inventory and sales. Each SKU is associated with an item, variant, product line, bundle, service, fee, or attachment.
MANUFACTURER SKU ITEM BUSINESS UNIT ASSIGNMENT	Reference	Manufacturer entity: Assignment entity to assign MANUFACTURER SKU ITEMS to RETAILER business units that carry the items.
MANUFACTURER SKU ITEM COLLECTION	Reference	Manufacturer entity: An optional relationship between a MANUFACTURER SKU ITEM and its components and affiliates where the components consist of other MANUFACTURER SKU ITEMS .
MANUFACTURER SKU ITEM SELLING PRICE	Reference	Manufacturer entity: The set of prices that are applied to an MANUFACTURER SKU ITEM .
MANUFACTURER SKU ITEM SELLING PRICE HISTORY	Base	Manufacturer entity: Historical archive of the manufacturer selling unit price at which a given MANUFACTURER SKU ITEM was actually sold at POS, net of markdowns, markups and other changes that modify the cumulative mark on for an MANUFACTURER SKU ITEM .
MANUFACTURER SKU ITEM SHELF ATTRIBUTES	Reference	Manufacturer entity: Shelf requirements for an SKU ITEM .
MANUFACTURER SKU ITEM VARIETY ASSIGNMENT	Reference	Manufacturer entity: Assignment entity between MANUFACTURER SKU ITEM and MANUFACTURER VARIETY .
MANUFACTURER STOCK	Reference	Manufacturer entity: Subtype of MANUFACTURER SKU ITEM . Unit of merchandise sold to a RETAILER . For example: <ul style="list-style-type: none"> ▪ Display Unit Item ▪ Shelf Item ▪ Apparel Item ▪ Bulk Item
MANUFACTURER TYPE	Lookup	Manufacturer entity: Lookup for type of MANUFACTURER .
MANUFACTURER VARIETY	Reference	User Defined MANUFACTURER SKU ITEM attributes other than size, weight, and style, such as color, associated with the MANUFACTURER SKU ITEM . Can have multiple varieties for an MANUFACTURER SKU ITEM .
MARITAL STATUS	Lookup	Lookup for marital status that may be assigned to an individual.
MARKET AREA	Reference	A geographic area for which resident geographic data is available. Market Area may or may not contain a store.
MARKET AREA LEVEL	Reference	Level of classification inside the market areas based on, Community, Geography or user defined criteria.
MARKET ITEM DEPARTMENT	Reference	A department or category grouping of items in the market.
MARKET ITEM DEPARTMENT ASSIGNMENT	Reference	Associative entity mapping item department with market item department.
MARKET SALES ITEM WEEK	Base	Sales information for market items obtained from external source.
MEDIA	Reference	Mass communication medium. PROMOTIONS are communicated through Media. For example: <ul style="list-style-type: none"> ▪ New York Times ▪ Boston Globe ▪ CNN ▪ BBC
MEDIA COST	Base	Subtype of the COST that collects all costs related to a specific media (Newspaper, Television spots, Fliers, and so on).

Table 2–58 (Cont.) G-N Entity Descriptions

Entity Name	Type	Description
MEDIA DEPICTION ITEM ASSIGNMENT	Reference	Associative entity linking CAMPAIGN MESSAGE DEPICTION with PROMOTION SELLING ITEM .
MEDIA TYPE	Lookup	Lookup for the media type used to communicate with the CUSTOMER . For example: <ul style="list-style-type: none"> ▪ Catalog ▪ Internet ▪ Postcard ▪ TV ▪ Radio ▪ Newspaper ▪ List
MEMBERSHIP ACCOUNT	Reference	A CUSTOMER ACCOUNT in a membership program such as a loyalty program.
MEMBERSHIP TYPE	Lookup	Lookup for types of MEMBERSHIP ACCOUNTS .
MICR EQUIPMENT STATISTICS READING	Base	A set of performance statistics that have been taken from a Magnetic Ink Character Reader (MICR) connected to a STORE WORKSTATION .
MINUTE	Reference	Minute level in Time of Day.
MISCELLANEOUS FEE LINE ITEM	Base	A line item component of a RETAIL TRANSACTION that records a fee added to the transaction net total and reflects a non-item income or reimbursable expense to the retailer.
MISCELLANEOUS LINE ITEM TYPE	Lookup	Type of miscellaneous line item. For example: <ul style="list-style-type: none"> ▪ Customer Line item ▪ Miscellaneous fees
MISSED SCHEDULE	Base	Daily record of VENDOR or CARRIER missed or incorrect deliveries.
MIX AND MATCH PRICE DERIVATION ITEM	Reference	Specifies matching items that may be used to trigger a MIX AND MATCH PRICE DERIVATION RULE . In situations like Buy item A and get items B, C or D at 50% off, items B, C and D would be the matching items. Item A would be the trigger item scanned in at the point of sale.
MIX AND MATCH PRICE DERIVATION RULE	Reference	A type of PRICE DERIVATION RULE that defines combinations of items and item counts that when purchased together result in a price revision (generally a reduction). A mix and match price derivation rule affects prices of items other than those that triggered the eligibility.
MONTH TODATE TRANSFORMATION	Reference	Cumulative time transformations at the month level. Defines related calendar elements for performing to-date time transformations.
MONTH TRANSFORMATION	Reference	Time transformations at the month level.
MOTION SENSOR EQUIPMENT STATISTICS READING	Base	A set of performance statistics that have been taken from a motion sensor (or traffic counter) connected to a STORE WORKSTATION .
MULTIPLE TENDER CLASS	Lookup	Lookup for multiple tender combinations. For example: <ul style="list-style-type: none"> ▪ Cash and credit card ▪ Cash and coupon
NATIONALITY	Lookup	Lookup for available nationalities.
NOZZLE	Reference	That part of the FUELING POINT that blends and measures the volume of fuel dispensed during a FUELING TRANSACTION .
NOZZLE HISTORY	Base	The total number, volume and monetary value of all FUELING TRANSACTIONS performed on a particular NOZZLE during a time period bounded by two consecutive FORECOURT SETTLEMENT TRANSACTION . Totals are separated by Prepay and Postpay FUELING TRANSACTION .

Table 2–59 O-S Entity Descriptions

Entity Name	Type	Description
OPERATING COST	Base	Subtype of COST indicating an operating cost.
OPERATING SYSTEM	Reference	Computer Operating System used by an AGENT .
ORDER	Base	Manufacturer entity: Order placed by a RETAILER for MANUFACTURER SKU ITEMS .
ORDER CATEGORY TYPE	Lookup	Lookup for types of CUSTOMER ORDER , PURCHASE ORDER , or ORDER .
ORDER DOCUMENT	Base	A type of INVENTORY CONTROL DOCUMENT that is a record of agreement made with a VENDOR that includes a detailed list of SKU ITEMS , cost discount terms, method of shipping, delivery dates, delivery location and other pertinent terms and conditions governing the acquisition.
ORDER LINE ITEM	Base	A line item component of an ORDER .
ORDER LINE ITEM STATE	Base	Describes the state of fulfillment of an ORDER LINE ITEM .
ORDER LINE ITEM STATE TYPE	Lookup	Lookup for types of ORDER LINE ITEM STATE .
ORDER LINE ITEM TYPE	Lookup	Lookup for types of ORDER LINE ITEMS .
ORDER SOURCE TYPE	Lookup	Description of the source for a CUSTOMER ORDER , PURCHASE ORDER , or ORDER . For example: <ul style="list-style-type: none"> ▪ Call center ▪ Workstation ▪ Store
ORDER STATE	Lookup	Lookup for retailer assigned code denoting a potential state for a CUSTOMER ORDER , PURCHASE ORDER , or ORDER . For example: <ul style="list-style-type: none"> ▪ Create ▪ Delete Item ▪ Add Item ▪ Change Item ▪ Partial Delivery ▪ Delivery Complete ▪ Partial Pickup ▪ Pickup Complete ▪ Allocated ▪ Billed Complete ▪ Booked Complete ▪ Backorder
ORDER STATUS	Lookup	Lookup for the Order Status. For example: <ul style="list-style-type: none"> ▪ Already Shipped ▪ Delivered / Processed ▪ Processing ▪ Partially Delivered
ORDER STATUS TYPE	Lookup	Lookup to categorize ORDER STATUS into ORDER , PURCHASE ORDER , CUSTOMER ORDER status types.
ORDER TYPE	Lookup	A unique retailer assigned code denoting a type of CUSTOMER ORDER , PURCHASE ORDER , or ORDER . For example: <ul style="list-style-type: none"> ▪ Layaway ▪ Order for Delivery ▪ Order for Pickup
ORG BSNS UNIT SUB REGION ASSIGNMENT	Reference	Assignment entity associating an ORGANIZATION BUSINESS UNIT to a geographical REGION and SUB REGION .
ORGANIZATION	Reference	A company, association, institution, or other enterprise of interest to a ORGANIZATION STORE including retail enterprise, or the retail organization itself.

Table 2–59 (Cont.) O-S Entity Descriptions

Entity Name	Type	Description
ORGANIZATION AREA	Reference	An ORGANIZATION HIERARCHY LEVEL within an ORGANIZATION CHAIN . The Organization Area entity is the parent of one or more ORGANIZATION REGION .
ORGANIZATION BANNER	Reference	The name of a retail company's subsidiary that is recognizable to the consumer or the name of the store as it appears on the catalog, web channel or brick and mortar store.
ORGANIZATION BUSINESS ENTITY	Reference	Any logical entity that is a part of the enterprise for Business Analysis and Transactions. Classification for a Business Entity can include company, operation unit, store, or warehouse.
ORGANIZATION BUSINESS UNIT	Reference	<p>A business unit of the organization that sells, stores, or distributes merchandises and services through either a physical location (store), catalog, web page or other channel, distribution center, or warehouse.</p> <p>Business unit at the lowest level of the retail organization where business is conducted. For example:</p> <ul style="list-style-type: none"> ▪ Organization Store: Fixed location from where goods and merchandise are sold for personal or household consumption. ▪ Organization Warehouse: A place in which goods or merchandise are stored; a storehouse. ▪ Organization Distribution Center: A distribution center for a set of products is a warehouse or other specialized building with refrigeration or air conditioning that are supplied by transport, such as aircraft, truck, rail or ship, and then re-distributed to stores or warehouses. ▪ Organization Catalog: A publication, such as a book or pamphlet, containing list or itemized display of titles, or articles for exhibition or sale, usually including descriptive information or illustrations. For example, a catalog of fall fashions, or a seed catalog.
ORGANIZATION BUSINESS UNIT HOLIDAY	Reference	DAYS for which the ORGANIZATION BUSINESS UNIT considers holidays.
ORGANIZATION BUSINESS UNIT HOURS DAY DERIVED	Derived	Open, closing and cumulative open hours for an ORGANIZATION BUSINESS UNIT .
ORGANIZATION BUSINESS UNIT TRAFFIC	Base	Customer traffic details.
ORGANIZATION BUSINESS UNIT TRAFFIC DAY DERIVED	Derived	Daily summary of customer traffic information in an ORGANIZATION BUSINESS UNIT (customer traffic in count and customer traffic out count).
ORGANIZATION CATALOG	Reference	Publication, such as a book or pamphlet, containing list or itemized display of titles, or articles for exhibition or sale, usually including descriptive information or illustrations. For example, a catalog of fall fashions; a seed catalog.
ORGANIZATION CHAIN	Reference	Chain is the 2nd highest level within the organization hierarchy below company. A chain consists of one or more areas.
ORGANIZATION COMPANY	Reference	A level within an ORGANIZATION HIERARCHY LEVEL . Organization Company entity is the parent of one or more ORGANIZATION CHAINS .
ORGANIZATION COST	Base	Subtype of COST in which costs are attributed to an ORGANIZATION BUSINESS UNIT .
ORGANIZATION DEMOGRAPHY VALUE	Reference	<p>Stores the Demographic information associated with the ORGANIZATION BUSINESS UNIT, as defined by the user defined demography groups and attributes. Examples:</p> <ul style="list-style-type: none"> ▪ Start date of Organization ▪ Revenue band-Profit band ▪ Product or Service Category ▪ Head count ▪ Number of offices or sites
ORGANIZATION DEPARTMENT	Reference	A specialized section within a ORGANIZATION BUSINESS UNIT .

Table 2–59 (Cont.) O-S Entity Descriptions

Entity Name	Type	Description
ORGANIZATION DISTRIBUTION CENTER	Reference	A distribution center for a set of products or a warehouse or other specialized building with refrigeration or air conditioning, which are supplied by transport, such as aircraft, truck, rail or ship, and then re-distributed to retailers or wholesalers.
ORGANIZATION DISTRICT	Reference	District is the 5th highest attribute within the organization hierarchy, below Region. A district consists of one or ORGANIZATION BUSINESS UNITS .
ORGANIZATION DIVISION	Reference	An ORGANIZATION HIERARCHY LEVEL within ORGANIZATION COMPANY .
ORGANIZATION HIERARCHY	Reference	User defined. Master list of all of the hierarchies in an organization.
ORGANIZATION HIERARCHY LEVEL	Reference	Association table for the hierarchies and levels.
ORGANIZATION HIERARCHY VERSION	Reference	Version table for hierarchies.
ORGANIZATION LEVEL	Reference	List of all the business levels within an organization.
ORGANIZATION LEVEL ATTRIBUTE VALUE	Reference	Values for the user defined attributes associated with an organization hierarchy level.
ORGANIZATION LEVEL ATTRIBUTES	Reference	User defined. Attributes applicable only to the corresponding level in the organization. For example: Regional Language
ORGANIZATION LEVEL TYPE	Lookup	Lookup for type of ORGANIZATION LEVEL .
ORGANIZATION MARKET DATA	Reference	Publicly available and statistical information regarding the customer organizations, such as DUNS number and number of employees.
ORGANIZATION RECIPE ASSIGNMENT	Reference	Associates a RECIPE to an ORGANIZATION BUSINESS UNIT .
ORGANIZATION REGION	Reference	Region is the fourth highest attribute within the ORGANIZATION HIERARCHY , below ORGANIZATION AREA .
ORGANIZATION STORE	Reference	Business Unit with the retail organization from where goods and merchandise are sold for personal or household consumption. Fixed location from where goods and merchandise are sold for personal or household consumption.
ORGANIZATION TYPE	Lookup	Defines the types of ORGANIZATION . For example: <ul style="list-style-type: none"> ■ Retailer ■ Manufacturer
ORGANIZATION WAREHOUSE	Reference	Location in which goods or merchandise are stored but not sold.
ORGANIZATION WEB STORE	Reference	A website owned or commissioned by the organization from where goods and merchandise are sold for personal or household consumption.
OTHER INDIVIDUAL	Reference	Individual associated with a PARTY organization, other than those defined such as CUSTOMER or EMPLOYEE .
PACKING SLIP	Base	A document that identifies the merchandise items a supplier claims to be shipping to the store against one or more PURCHASE ORDERS .
PAGE	Reference	Web page.
PAGE CATEGORY	Reference	Categorization of a PAGE .
PAGE CATEGORY LEVEL	Reference	Lookup for types of PAGE CATEGORY .
PARTY	Reference	A party is a real person, organization, branch, subsidiary, legal entity, holding company, or some other entity. Any real thing that you would want to name is a party. The attributes of a party are universal. In other words, they are independent of your selling, or ultimately buying relationship with the party. A party is not necessarily a CUSTOMER . A party can represent PROSPECTS and parts of an ORGANIZATION HIERARCHY , including branches, head offices, corporate conglomerates that may not necessarily have a billing relationship with the company. Any party that has an active account can be considered a CUSTOMER . Historical information concerning the party is available in the Parties History.

Table 2–59 (Cont.) O-S Entity Descriptions

Entity Name	Type	Description
PARTY ASSIGNMENT	Reference	Association of a PARTY with one or more other Parties. The relationships may include relationships between customers.
PARTY ASSIGNMENT REASON	Lookup	Lookup for valid reasons parties may be associated with each other. For example: <ul style="list-style-type: none"> ▪ Cooptation (customer brings in a new customer) ▪ Financial Responsibility ▪ Hierarchical relationship in the organization ▪ Contractual agreement
PARTY ASSIGNMENT TYPE	Lookup	Lookup for the type of the PARTY relationship. For example: <ul style="list-style-type: none"> ▪ Father and son ▪ Organizational hierarchy, subsidiary ▪ Customer referral
PARTY CONTACT INFORMATION	Reference	Contact information for a PARTY .
PARTY CONTACT INFORMATION TYPE	Lookup	Lookup for the type of contact information. For example: <ul style="list-style-type: none"> ▪ Email ▪ Home telephone number ▪ Office telephone number ▪ Cell phone number ▪ Pager number
PARTY DEMOGRAPHIC GROUP	Reference	A demographic profile for a PARTY .
PARTY DEMOGRAPHY ATTRIBUTE	Reference	A classification for a Party Profile Group. For example, for the profile group RACE: <ul style="list-style-type: none"> ▪ Percent White ▪ Percent Black ▪ Percent Native American ▪ Percent Pacific Islander/Asian ▪ Percent Persons Of Hispanic Origin ▪ Percent Asian Indian ▪ Percent Japanese ▪ Percent Chinese ▪ Percent Filipino ▪ Percent Korean ▪ Percent Vietnamese ▪ Percent Hawaiian
PARTY DEMOGRAPHY VALUE	Reference	Values corresponding to the DEMOGRAPHY ATTRIBUTE .
PARTY INTERACTION CALL EVENT	Base	Subtype of PARTY INTERACTION EVENT which represents all phone call interactions with the party with detailed information including:
PARTY INTERACTION EMAIL EVENT	Base	Subtype of PARTY INTERACTION EVENT which represents email interaction from the PARTY .
PARTY INTERACTION EVENT	Supertype (no physical table)	Records of interactions or communications with the CUSTOMER , VENDOR , or other contractor or other PARTY . The interactions include: <ul style="list-style-type: none"> ▪ Direct mail, SMS, email ▪ Service calls ▪ Complaints
PARTY INTERACTION LETTER EVENT	Base	Subtype of PARTY INTERACTION EVENT which represents the interaction with the PARTY through letters.
PARTY INTERACTION THREAD	Base	Grouping of related contact events with a PARTY into a single thread.

Table 2–59 (Cont.) O-S Entity Descriptions

Entity Name	Type	Description
PARTY INTERACTION THREAD EVENT ASSIGNMENT	Base	Assignment entity between PARTY INTERACTION THREADS .
PARTY INTERACTION THREAD STATUS HISTORY	Base	History of INTERACTION THREAD STATUS changes.
PARTY INTERACTION THREAD TYPE	Lookup	Lookup for the type of PARTY INTERACTION THREAD . For example: <ul style="list-style-type: none"> ▪ Debt Collection ▪ Retention Program
PARTY INTERACTION VISIT EVENT	Base	Subtype of PARTY INTERACTION EVENT which represents visits to a store by a PARTY .
PARTY STATUS CATEGORY	Lookup	Higher level of Party Status. For example: <ul style="list-style-type: none"> ▪ Financial Status ▪ Credit Status ▪ Payment Status ▪ Personal Status ▪ Legal Status
PARTY STATUS CODE	Lookup	Lookup for available status codes that could be assigned to a PARTY .
PARTY STATUS HISTORY	Base	Defines current PARTY status history regarding what Operator may be interested. Historical information captured for all lifetime of the CUSTOMER or dealer. This information may be calculated from internal data; for example, from a payment, or this information may be obtained from an external source such as a credit rating agency.
PARTY STATUS TYPE	Lookup	Lookup for types of PARTY STATUS CATEGORY .
PARTY TYPE	Lookup	Lookup for status type of the PARTY . For example: <ul style="list-style-type: none"> ▪ Active ▪ Inactive ▪ Defaulted ▪ New customer ▪ VIP, Loyalty Program, customer ▪ Black listed <p>Credit Class is used to rank Customer Credit. For example, the entity value can be:</p> <ul style="list-style-type: none"> ▪ Good ▪ Fair ▪ Bad <p>Or the customer may be defined as:</p> <ul style="list-style-type: none"> ▪ Gold ▪ Silver ▪ Bronze <p>The party's credit is based on the underlying accounts held by the PARTY.</p>
PAY CATEGORY	Lookup	Lookup for pay categories present in the retail organization.
PAY DETAIL	Base	Payouts from payroll. For example: <ul style="list-style-type: none"> ▪ Compensation amount to an employee under a payroll category and type ▪ Contribution from the company toward the employee under the payroll category and type
PAY TYPE	Lookup	Further classification of PAY CATEGORY .
PAYABLE INVOICE	Base	Records invoices for payment.
PAYABLE INVOICE ITEM	Base	Details of the PAYABLE INVOICE including SKU ITEMS and prices.

Table 2–59 (Cont.) O-S Entity Descriptions

Entity Name	Type	Description
PAYMENT ON ACCOUNT LINE ITEM	Base	Subtype of RETAIL TRANSACTION LINE ITEM in which TENDER is received from a CUSTOMER as payment on a CUSTOMER ACCOUNT .
PENALTY METHOD	Lookup	Lookup for applicable PENALTY METHODS that may be applied to a SERVICE SKU .
PERIOD CLOSE TRANSACTION	Base	Subtype of CONTROL TRANSACTION that declares the beginning of a Reporting Period at the ORGANIZATION BUSINESS UNIT where it is conducted. Reporting periods include Day Part, Shift, Business Day, Week, Month, Quarter and Year.
PERIOD OPEN TRANSACTION	Base	Subtype of CONTROL TRANSACTION that declares the end of a Reporting Period at the ORGANIZATION BUSINESS UNIT where it is conducted. Reporting periods include DayPart, Shift, BusinessDay, Week, Month, Quarter and Year.
PERIOD TODATE TRANSFORMATION	Reference	Cumulative time transformations at the period level.
PERIOD TRANSFORMATION	Reference	Time transformations at the period level.
PERIOD TYPE	Lookup	Lookup for period type that may be applied to a RENTAL SERVICE .
PERSONAL ID REQUIRED TYPE	Lookup	Lookup for types of personal identification required to authorize a tender. For example: <ul style="list-style-type: none"> ■ Drivers license ■ Second credit card ■ Social security card
PHASE	Reference	Period within a SEASON .
PHYSICAL COUNT DOCUMENT	Base	The document on which the actual SKU ITEM counts are recorded on the day of the Physical Inventory. This is raw and unedited data that is captured during the Inventory.
PHYSICAL COUNT DOCUMENT LINE ITEM	Base	The line detail which records the number of units counted during the Physical Inventory. This is raw and unedited data captured and will compared to the book stock to determine the actual unit and financial discrepancy for that ITEM .
PHYSICAL INVENTORY EVENT	Base	An EVENT at which time a physical inventory will be conducted.
PINPAD EQUIPMENT STATISTICS READING	Base	A set of performance statistics that have been taken from a Personal Identification Number Pad (PINPad) connected to a Workstation.
PLAN TYPE	Lookup	Lookup for type of Sales Plan.
PLANNING PERIOD	Reference	Period level in the planning calendar.
PLANNING QUARTER	Reference	Quarter level in the planning calendar.
PLANNING SEASON	Reference	Plan season information.
PLANNING SEASON WEEK ASSIGNMENT	Reference	Plan season and respective week relationships.
PLANNING WEEK	Reference	Week level in the planning calendar.
PLANNING YEAR	Reference	Year level in the planning calendar.
PLATFORM	Reference	The hardware platform on which the OPERATING SYSTEM is installed.
POS CONTROL	Derived	Subtype of POS TRANSACTION FLOW that records statistics of CONTROL TRANSACTIONS for a given time period.
POS DEPARTMENT	Reference	Point of Sale (POS) grouping of items with similar point of sale control and processing attributes. The entity type may also be used to control sales that are not properly identified at the item level.
POS IDENTITY	Reference	A simple cross-reference between the barcode, point of sale scan code or other keyed identifying number used at POS and the internal stock keeping Item ID for the item. The POS Item ID will generally be filled with the GTIN (UPC, EAN, and so on) for an item -- but it is not mandatory.
POS IDENTITY TYPE	Lookup	Lookup for type of identifier used in POS IDENTITY .

Table 2–59 (Cont.) O-S Entity Descriptions

Entity Name	Type	Description
POS KEYBOARD EQUIPMENT STATISTICS READING	Base	A set of performance statistics that have been taken from a POS keyboard connected to a Workstation.
POS LOCK TRANSACTION	Base	Subtype of CONTROL TRANSACTION which secures the Workstation while the EMPLOYEE is absent from the Workstation. The STORE WORKSTATION cannot be operated unless the EMPLOYEE enters the relevant AccessPassword. The AccessPassword is different from SIGN OFF TRANSACTION in that the Session in progress is not terminated.
POS NO SALE TRANSACTION	Base	Subtype of CONTROL TRANSACTION that conducts no business, but causes the till drawer to open.
POS PRINTER EQUIPMENT STATISTICS READING	Base	A set of performance statistics that have been taken from a POS printer connected to a Workstation.
POS RETAIL	Derived	Subtype of POS TRANSACTION FLOW that records statistics of RETAIL TRANSACTIONS for a given time period.
POS RETAIL EMPLOYEE MONTH AGGR	Aggregate	Month level aggregate of POS transactions by EMPLOYEE and TOUCHPOINT .
POS STORE FINANCIAL	Derived	Subtype of POS TRANSACTION FLOW that records statistics of TENDER CONTROL TRANSACTIONS for a given time period.
POS TENDER FLOW	Derived	Point of Sale (POS) Tender transactions by minute and tender type for a workstation in an ORGANIZATION BUSINESS UNIT .
POS TRANSACTION FLOW	Supertype (no physical table)	Point of Sale (POS) RETAIL TRANSACTIONS by minute and tender type for a workstation in an ORGANIZATION BUSINESS UNIT .
POS UNLOCK TRANSACTION	Base	A type of non-sales Transaction that changes the state of a Workstation from an inaccessible (locked) state to an accessible (unlocked) state for entering transactions.
POSITION	Reference	A collection of Jobs that are performed at a particular WORK LOCATION and is filled by particular Workers.
POSITION HIERARCHY	Reference	The reporting structure of the POSITION .
POSITION WORK SCHEDULE	Reference	A shift schedule for a POSITION .
POST CODE	Reference	Postal codes and associative demographic information of interest to the retail organization.
POSTAL SERVICE TYPE	Lookup	Lookup for type of postal service type available to the carrier. For example: <ul style="list-style-type: none"> ■ First-Class Mail ■ Registered Mail ■ Regular Mail ■ Postal Card
PREFERENCE TYPE	Lookup	The type of preference relevant to consumers or customers (for example, color preference).
PREPARED	Reference	Sub-type of SKU ITEM for which the final product is manufactured (or prepared) for sale by the retailer according to a pre-defined RECIPE .
PRICE DERIVATION RULE	Reference	Specification of a method to be used to transform the current sale unit retail amount into the retail price actually paid by a member of the employee discount group at the point of sale.
PRICE DERIVATION RULE ELIGIBILITY	Reference	The specification of a method to be used to transform the current sell unit retail amount to the price charged to account based on a discount group.
PRICE LINE	Base	Price Lines with High and Low amounts to define item pricing categorizations and corresponding prices.
PRICE LIST	Lookup	Lookup for the basic published or advertised price, often subject to discount. For example: <ul style="list-style-type: none"> ■ Standard ■ Discounted ■ Negotiated

Table 2–59 (Cont.) O-S Entity Descriptions

Entity Name	Type	Description
PRICE MODIFICATION LINE ITEM	Base	A line item component of a RETAIL TRANSACTION that records the granting of a reduction or increase of price on all ITEMS in the Transaction.
PRICE TYPE	Lookup	Lookup for Type Price of a FUEL ITEM PRICE .
PRODUCT	Reference	A product as defined by a GL ACCOUNT and GL PRODUCT SEGMENT and mapped to a REVENUE CENTER .
PRODUCT COST	Base	Sub-table of the COST TYPE table, to associate a specific cost to a given product.
PRODUCT ENTITY	Reference	Any logical entity that is recognized as a product or item for Business Analysis and Transactions.
PRODUCTION ITEM CONVEYABLE TYPE	Lookup	Lookup for type of conveyability possible for the ITEM .
PROFILE INDIVIDUAL	Reference	Subtype of CUSTOMER in which the CUSTOMER is an individual person.
PROFILE ORGANIZATION	Reference	Subtype of CUSTOMER in which the CUSTOMER is an organization.
PROFILE SOURCE	Reference	The source from which a GEOGRAPHY DEMOGRAPHY VALUE is acquired or populated. For example, a mailing list provider.
PROJECT	Reference	The business activities (TASKS) that may be categorized into a specific Project according to their common purpose and for which budgets and costs are tracked in a GL ACCOUNT .
PROMOTION	Reference	The promotion reflects the tactics a retailer undertakes to generate increased incremental sales volume for specific item-store combinations within a promotional event. Promotions are frequently communicated as part of a marketing campaign to ensure that awareness is generated with the target audience. A collection of eligibility and price derivation rules, during a specific time.
PROMOTION COST	Base	Subtype of the COST , which is used to associate a specific cost uniquely associated to a given promotion. For example, the cost of the promotion price markdowns.
PROMOTION HISTORY	Base	Cross-reference of PROMOTIONS at an ORGANIZATION STORE and STORE WORKSTATION on a given DAY .
PROMOTION ITEM	Reference	Associative entity connecting any level of the item hierarchy and organization hierarchy, and optionally a VENDOR , with the promotion.
PROMOTION MEDIA COST	Base	Plan and forecast costs and sales for a campaign media.
PROMOTION PLAN	Reference	Plan for PROMOTION ITEMS and Prices effective during a PROMOTION .
PROMOTION PRICE DERIVATION	Reference	Associates a PRICE DERIVATION RULE ELIGIBILITY and a PRICE DERIVATION RULE with a valid Time Group to be part of a PROMOTION .
PROMOTION PRODUCT TYPE	Lookup	A code that indicates the type of Promotional Product that is being given away with the promotion. Possible values include: GIFT CERTIFICATE CLASS , SKU ITEM , Frequent Shopper Points.
PROMOTION PROMOTION TYPE	Reference	An associative entity resolving the many-to-many relationship between PROMOTION and PROMOTION TYPE . This allows PROMOTION to be grouped for reporting purposes.
PROMOTION SELLING ITEM	Reference	Associative entity linking promotion item and campaign media selling item, and the prices which may be used for the item during the promotional period.
PROMOTION TYPE	Lookup	An entity defining types of PROMOTION which allows PROMOTION to be grouped for reporting purposes.
PROSPECT	Reference	An individual, collection of individuals, company, or public institution that does not currently purchase merchandise or services, but who may in the future. A prospect may also be a CUSTOMER of one PRODUCT (already purchased) that does not currently purchase another PRODUCT (may purchase). A prospect has no recorded relationship with the provider.
PROSPECT INDIVIDUAL	Reference	Attributes of an individual PROSPECT , one who is not an organization.
PROSPECT ORGANIZATION	Reference	Attributes of a prospect organization.
PROSPECT QUICK FACTS	Reference	Information regarding the latest CAMPAIGN sent to the PROSPECT .

Table 2–59 (Cont.) O-S Entity Descriptions

Entity Name	Type	Description
PROSPECT RESTRICTED INFO	Reference	Describes confidential information regarding the PROSPECT , such as the date of birth or national identifier of a CUSTOMER .
PURCHASE ORDER	Base	Order from an ORGANIZATION BUSINESS UNIT to purchase inventory, supplies, or services from a VENDOR .
PURCHASE ORDER DEPARTMENT MONTH AGGR	Aggregate	Monthly summary of PURCHASE ORDERS by ITEM DEPARTMENT .
PURCHASE ORDER LINE ITEM	Base	Items, quantities and amounts included in a PURCHASE ORDER .
PURCHASE ORDER LINE ITEM DAY AGGR	Aggregate	Daily summary of PURCHASE ORDER LINE ITEMS by DAY , VENDOR , VENDOR SITE , ORGANIZATION BUSINESS UNIT , SKU ITEM .
PURCHASE ORDER LINE ITEM MONTH AGGR	Aggregate	Monthly summary of PURCHASE ORDER LINE ITEMS by Business Month, VENDOR , VENDOR SITE , ORGANIZATION BUSINESS UNIT , SKU ITEM .
PURCHASE ORDER LINE ITEM STATE	Base	State of a PURCHASE ORDER LINE ITEM for a given period.
PURCHASE ORDER LINE ITEM STATE DERIVED	Derived	Denormalization of PURCHASE ORDER LINE ITEM STATE .
PURCHASE ORDER STATE	Base	State of a PURCHASE ORDER for a given period.
PURCHASE ORDER STATE DERIVED	Derived	Denormalization of PURCHASE ORDER STATE .
PURCHASE ORDER SUBCLASS DAY AGGR	Aggregate	Summary of PURCHASE ORDER LINE ITEMS by DAY , VENDOR , VENDOR SITE , ORGANIZATION BUSINESS UNIT , ITEM SUBCLASS .
QUARTER HOUR	Reference	Quarter Hour level in Time of Day.
QUARTER TODATE TRANSFORMATION	Reference	Cumulative time transformations at the quarter level.
QUARTER TRANSFORMATION	Reference	Time transformations at the quarter level.
REASON	Lookup	Lookup for Reason Codes. Reason codes are grouped into REASON CATEGORYs based on where they are referenced.
REASON CATEGORY	Lookup	Lookup for Reason Category for grouping of Reason Codes. For example: <ul style="list-style-type: none"> ▪ RETURN TO VENDOR ▪ TIME PUNCH CORRECTION ▪ INVENTORY ADJUSTMENT
RECEIVING DOCUMENT	Base	Subtype of INVENTORY CONTROL DOCUMENT that is used by a store to record its acceptance of items shipped to it by a VENDOR against a PURCHASE ORDER and the VENDOR packing slip.
RECIPE	Reference	The Recipe or Bill of Materials that is used to assemble a PREPARED item from other items (usually BULK ITEMS). A recursive relationship "variations produce" allows recipe variations to be recorded.
RECIPE INGREDIENT ASSIGNMENT	Reference	Associative entity in which INGREDIENTs are linked to a RECIPE .
REFERRING CATEGORY	Reference	User-defined referrer category.
REFERRING CATEGORY LEVEL	Reference	User-defined referrer category level.
REFERRING SITE	Reference	Web page containing the referring link.
REFERRING URL	Reference	URL of the REFERRING SITE .
REGION	Reference	Region level of the GEOGRAPHY HIERARCHY .
RELATED ITEM ASSOCIATION	Reference	An association between two items for a specific purpose such as substitution, upselling, cross selling, and so on. For each association between related items, transaction and sales summaries may be calculated to analyze how frequently they are purchased together in a sale and how frequently they are purchased separately.
RELATED ITEM ASSOCIATION TYPE	Lookup	A retailer assigned code defining a type of association between two items that are generally sold together.

Table 2–59 (Cont.) O-S Entity Descriptions

Entity Name	Type	Description
RELIGIOUS AFFILIATION	Lookup	Lookup for religious affiliations.
RENTAL SERVICE	Reference	Subtype of SERVICE SKU . The terms and conditions that apply to the rental of a RENTAL SERVICE item.
RENTAL UNIT	Reference	An associative entity denoting which SERIALIZED ITEMS may be rented through a particular SERVICE SKU .
REQUEST FOR DEBIT CREDIT DOCUMENT	Base	A type of INVENTORY CONTROL DOCUMENT initiated by the store advising the VENDOR of a discrepancy in one or both of: <ul style="list-style-type: none"> ■ The number of items delivered versus the number indicated in a packing slip. ■ The confirmed PURCHASE ORDER price versus the invoiced price. This document requests an adjustment to the store's account
REQUEST ORIGIN TYPE	Lookup	Lookup for available types of PARTY INTERACTION EVENT originators.
REQUISITION DOCUMENT	Base	A type of INVENTORY CONTROL DOCUMENT recording a request for SKU ITEMS to be sent from a ORGANIZATION DISTRIBUTION CENTER to a ORGANIZATION STORE .
RESERVATION	Base	Food Service entity involving the reservation of a FOOD SERVICE TABLE by a CUSTOMER .
RESTRICTION VALIDATION QUESTION	Reference	Standard question asked to a CUSTOMER as part of the process of negotiating a SALES RESTRICTION that has been placed upon a class of items.
RETAIL MARKDOWN ITEM DAY DERIVED	Derived	Summary of SKU ITEM markdown and markup by day, organization business unit, and retail type.
RETAIL SALE LINE ITEM AUDIT	Base	Audited Sales and Returns.
RETAIL SALE RETURN DEPARTMENT DAY AGGR	Aggregate	Daily summary of sales and returns by department, optionally by promotional campaign.
RETAIL SALE RETURN ITEM DAY DERIVED	Derived	Summary of SKU ITEM sales and returns by day, ORGANIZATION BUSINESS UNIT , and optionally by promotional campaign.
RETAIL SALE RETURN LINE ITEM	Base	A line item component of a RETAIL TRANSACTION that records the exchange in ownership of a merchandise item (for example, a sale or return) or the sale or refund related to a service.
RETAIL SALE RETURN SUBCLASS MONTH AGGR	Aggregate	Monthly summary of sales and returns for an ORGANIZATION BUSINESS UNIT by item subclass, optionally by promotional campaign.
RETAIL TENDER HISTORY DERIVED	Derived	History of a RETAIL TRANSACTION that records the settlement of transactions with an offsetting, valid tender type.
RETAIL TENDER LINE ITEM	Base	A line item component of a RETAIL TRANSACTION that records the settlement of that transaction with an offsetting, valid tender type.
RETAIL TENDER LINE ITEM AUDIT	Base	Audited RETAIL TENDER LINE ITEMS .
RETAIL TRANSACTION	Base	A type of transaction that records the business conducted between the retail enterprise and another party involving the exchange in ownership or accountability, or both, for merchandise or tender, or both, or involving the exchange of tender for services.
RETAIL TRANSACTION ASSOCIATE ASSIGNMENT	Base	Employee Associate involved in serving the CUSTOMER who purchased the merchandise or services identified in the RETAIL TRANSACTION .
RETAIL TRANSACTION DELIVERY PREFERENCE	Reference	The record of the CUSTOMER 's preferences for the delivery of the goods purchased in a particular RETAIL TRANSACTION .
RETAIL TRANSACTION DELIVERY PREFERENCE ITEM	Reference	A associative entity that relates a particular item sale to a record of the CUSTOMER 's delivery preferences for the items purchased.
RETAIL TRANSACTION DISCOUNT LINE ITEM AUDIT	Base	Audited DISCOUNT LINE ITEMS .

Table 2–59 (Cont.) O-S Entity Descriptions

Entity Name	Type	Description
RETAIL TRANSACTION EMP WORKSTATION DAY DERIVED	Derived	Days summary of EMPLOYEES activities at a STORE WORKSTATION . For example: <ul style="list-style-type: none"> ▪ Gross positive ▪ Tender loans ▪ Tender pickups ▪ Returns
RETAIL TRANSACTION LINE ITEM	Base	A detail line item of a RETAIL TRANSACTION that records the business conducted between the ORGANIZATION STORE and another party involving the exchange in ownership or accountability, or both, for merchandise or tender, or both, or involving the exchange of tender for services.
RETAIL TRANSACTION LINE ITEM ASSIGNMENT	Base	Associative entity recording relationships between line items within the same RETAIL TRANSACTION . Examples of usage of this entity include: <ul style="list-style-type: none"> ▪ Associating an original sales line item to a return line item. ▪ Associating an original sales line item to an exchange line item. ▪ Associating a sales line item to a fee line item.
RETAIL TRANSACTION LINE ITEM ASSIGNMENT TYPE	Lookup	A retailer assigned code denoting the relationship between the two items within the same RETAIL TRANSACTION .
RETAIL TRANSACTION LINE ITEM GROUP	Base	A group of line items within a RETAIL TRANSACTION that are processed together. For example, individual meal trays at a restaurant.
RETAIL TRANSACTION LINE ITEM GROUP TYPE	Lookup	A code that describes a categorization of groups of line items in a RETAIL TRANSACTION . For example (in food service), <ul style="list-style-type: none"> ▪ Delivery ▪ Pickup ▪ Tray
RETAIL TRANSACTION LINE ITEM TYPE	Lookup	A specific action that occurs as part of a RETAIL TRANSACTION .
RETAIL TRANSACTION MISC LINE ITEM	Base	A detail line item of a miscellaneous RETAIL TRANSACTION .
RETAIL TRANSACTION SHIPMENT	Base	The record of a shipment which was made to deliver the goods purchased in a particular RETAIL TRANSACTION to the customer's shipping address(es).
RETAIL TRANSACTION SHIPMENT ITEM	Base	A associative entity that relates a particular item sale to a the Shipment that was used to deliver the merchandise to the CUSTOMER 's shipping address(es).
RETAIL TYPE	Lookup	Lookup for types of retail processing. For example: <ul style="list-style-type: none"> ▪ Regular ▪ Promotion ▪ Clearance
RETAIL VALUATION LEDGER ACCOUNT HISTORY	Base	History of Retail Valuation portion of the GL ACCOUNT figures.
RETAILER	Reference	Subtype of ORGANIZATION indicating a retailer.
RETAILER ASSIGNMENT	Reference	Associative entity relating a VENDOR and CARRIER to an ORGANIZATION BUSINESS UNIT .
RETAILER BRAND	Reference	Subtype of BRAND indicating the BRAND belongs to a RETAILER .
RETAILER CLUSTER	Reference	MANUFACTURER entity: Retail clusters are the grouping of similar retailers at the organization level. For example, you may create retail clusters named Department Store, Drug Store, and so on.
RETAILER CLUSTER ITEM ASSIGNMENT	Reference	Assigns a level in the ITEM HIERARCHY to a RETAILER CLUSTER .
RETAILER CLUSTER RETAILER ASSIGNMENT	Reference	Assigns RETAILERS to a RETAILER CLUSTER .
RETAILER ORDER	Base	MANUFACTURER entity: Subtype of ORDER indicating ORGANIZATION STORE or ORGANIZATION DISTRIBUTION CENTER ordering from another retail unit, no manufacturer involved.

Table 2–59 (Cont.) O-S Entity Descriptions

Entity Name	Type	Description
RETAILER ORDER LINE ITEM	Base	MANUFACTURER entity: Line item details of a RETAILER ORDER .
RETAILER PAYMENT	Base	MANUFACTURER entity: Payment received from a RETAILER .
RETAILER VENDOR ASSIGNED STATUS	Base	Status of relationship between ORGANIZATION BUSINESS UNIT and VENDOR .
RETURN AGENT	Reference	A unique system assigned identifier for the company to whom returns on which a deposit was paid are returned.
RETURN AUTHORIZATION REQUEST	Base	A type of INVENTORY CONTROL DOCUMENT that makes a request to a VENDOR to grant permission to return merchandise that is received and found to be unsuitable for sale or other use at the store.
RETURN DOCUMENT	Base	A type of INVENTORY CONTROL DOCUMENT that lists the merchandise items to be returned by the store to the VENDOR as a result of: <ul style="list-style-type: none"> ▪ Errors in delivery against the store's purchase order ▪ Substitutions in shipment ▪ Late delivery ▪ Defective materials, workmanship or fit ▪ Other breaches of contract
RETURN TO VENDOR DEPARTMENT DAY AGGR	Aggregate	Daily summary of ITEMS by ITEM DEPARTMENT returned to VENDOR from an ORGANIZATION BUSINESS UNIT on a given day.
RETURN TO VENDOR ITEM DAY DERIVED	Derived	Daily summary Summary ITEMS returned to VENDOR from an ORGANIZATION BUSINESS UNIT on a given day.
RETURN TO VENDOR SUBCLASS MONTH AGGR	Aggregate	Summary of ITEMS by ITEM SUBCLASS returned to VENDOR from an ORGANIZATION BUSINESS UNIT on a given day.
RETURN TYPE	Lookup	The code to indicate the nature of the request. For example: <ul style="list-style-type: none"> ▪ Return to vendor ▪ Transfer to another store
REVENUE CENTER	Reference	A functional area of the ORGANIZATION used for Internal Control.
RFMP METHOD	Lookup	Lookup for different methods of calculating the Recency, Frequency, Monetary, and Profitability (RFMP) scores.
ROLES HIERARCHY	Reference	Hierarchy among the job roles within the retail organization.
ROUNDING LINE ITEM	Base	A line item component of a RETAIL TRANSACTION that records the Adjustment of the Transaction Total to match the available Denominations of the CURRENCY being used to tender the transaction. For example, in New Zealand, round up or down to nearest 10c, when Cash is being tendered.
SAFE TRANSFER TRANSACTION	Base	A type of TENDER CONTROL TRANSACTION that records the movement of TENDER from one Safe to another.
SALE OR RETURN ACTION	Lookup	A code denoting how the item is being treated in the line item. For example: <ul style="list-style-type: none"> ▪ Layaway ▪ Order For Delivery ▪ Previous Layaway ▪ Return Item ▪ Sale Item ▪ Return ▪ Sale
SALE RETURN TAX OVERRIDE MODIFIER	Base	A line item modifier to the Sale Return Tax Line Item component of a RETAIL TRANSACTION that provides supplementary data regarding tax overrides (where the amount of tax collected is reduced rather than exempted).
SALE WEIGHT OR UNIT COUNT	Lookup	Indicates whether the ITEM is sold by weight or as a unit. For example: <ul style="list-style-type: none"> ▪ Item is sold by Unit ▪ Item is sold by Weight

Table 2–59 (Cont.) O-S Entity Descriptions

Entity Name	Type	Description
SALES ASSOCIATE ACTION	Lookup	An action that is performed by a EMPLOYEE while assisting a CUSTOMER purchasing the merchandise or services.
SALES FORECAST ITEM ORG HIERARCHY WEEK	Base	Weekly sales forecast Information at given levels of ITEM , and organization hierarchies.
SALES METER	Reference	A mechanical or electronic meter that counts the monetary value or volume of blended ITEM dispensed during all FUELING TRANSACTIONS .
SALES METER READING	Base	The value of a SALES METER recorded at a particular time for a particular reason.
SALES ORDER	Base	MANUFACTURER entity: The order retailer purchase goods from MANUFACTURER .
SALES ORDER LINE ITEM	Base	MANUFACTURER entity: Subtype of ORDER in which RETAILER ordered from MANUFACTURER .
SALES PLAN ITEM ORG HIERARCHY WEEK	Base	Weekly sales plan including Returns, Cost of Sales, PROMOTION , Clearance, at given levels of ITEM and ORGANIZATION hierarchies.
SALES RESTRICTION	Reference	A type of limitation that restricts the sale of a particular class of item.
SCALE EQUIPMENT STATISTICS READING	Base	A set of performance statistics that have been taken from a scale connected to a Workstation.
SCANNER EQUIPMENT STATISTICS READING	Base	A set of performance statistics that have been taken from a barcode scanner connected to a Workstation.
SCHEDULE EVENT	Base	Something has been planned to take place. Scheduled Events are normally associated with business processes like markdowns, physical inventory, special promotional displays and advertising, and so on.
SEARCH	Reference	Phrases, keywords, or Boolean expressions that are part of a referral from an external search engine or part of a local search.
SEARCH CATEGORY	Reference	Lookup for identifying SEARCH categories.
SEARCH CATEGORY LEVEL	Reference	Hierarchical levels of SEARCH CATEGORY s.
SEASON	Reference	Allows the user to categorize each item according to different seasons and phases within a season. That is, a user may assign a season of “Spring” to a group of items, according to the supplier’s deliveries of fashion items. Those relationships can be further broken down into the phases, such as “Spring I and Spring II.”
SECOND	Reference	Second hierarchy level as defined in Time Hierarchy.
SECURITY CLASS	Lookup	Defines the level of security required for a specific location. This is to accommodate secured merchandise such as prescription drugs, guns and ammunition, expensive sound and video equipment, and so on.
SECURITY REQUIRED TYPE	Lookup	Defines the security environment and procedures required for receiving, displaying and selling high priced merchandise like jewelry, certain prescription drugs, ordinance, fireworks.
SELLING LOCATION	Reference	An area of floor space or shelf space within the ORGANIZATION STORE to which sales can be assigned. SELLING LOCATION may be assigned to or rented by a VENDOR .
SELLING LOCATION TYPE	Lookup	Lookup for types of SELLING LOCATION s within a store. For example: <ul style="list-style-type: none"> ■ Shelf ■ Floor ■ Rack
SELLING STATUS	Lookup	Lookup for the selling status of the item. For example: <ul style="list-style-type: none"> ■ Active ■ Discontinued ■ Seasonal ■ To be discontinued ■ Reserved

Table 2–59 (Cont.) O-S Entity Descriptions

Entity Name	Type	Description
SEND CHECK TENDER LINE ITEM	Base	A sub-type of RETAIL TENDER LINE ITEM that records the intention of the retail enterprise to send a refund check to an Address nominated by the CUSTOMER .
SERIALIZED ITEM	Reference	Extra attributes for a Stock Item that can be identified by a (normally) MANUFACTURER assigned Serial Number.
SERIALIZED UNIT	Reference	A specific instance of a SERIALIZED ITEM with a unique serial number, usually allocated by the MANUFACTURER , and is used for tracking the ITEM through the supply chain.
SERIALIZED UNIT MODIFIER	Base	A record of the serial number of some item that is related to a particular Sale Item. For example, the sale of a camera and service contract may result in two RETAIL SALE RETURN LINE ITEMS each with an instance of Serialized Unit Sale Modifier one for the camera and one for the related service contract.
SERIALIZED UNIT TYPE	Lookup	A code to indicate the type of SERIALIZED ITEM . For example: <ul style="list-style-type: none"> ▪ Television ▪ Refrigerator ▪ Personal Computer
SERVER	Reference	An EMPLOYEE who conducts FOOD SERVICE TRANSACTIONS .
SERVER FARM	Reference	Server farm to which the server belongs.
SERVER STATUS	Lookup	Lookup for SERVER status codes.
SERVER STATUS HISTORY	Base	History of SERVER STATUS over time.
SERVICE ITEM PROVIDER	Reference	The association between a SERVICE SKU sold by an ORGANIZATION STORE and the third party SERVICE PROVIDER who actually performs the service.
SERVICE PROVIDER	Reference	A third party that provides a service.
SERVICE SKU	Reference	A type of SKU ITEM that provides a detailed identifier and description for a service offered for sale to a customer in the ORGANIZATION STORE . This entity also identifies and describes rental items and other tangible items a customer uses for a contracted period but that are not purchased.
SERVICE TERM	Reference	The terms and conditions that apply to the provision of any services either by the retail Organization or by arrangement through a third party. The terms and conditions are normally listed in a separate document, which the customer is requested to sign as acceptance of these terms.
SERVICE TYPE	Lookup	A code to denote the type of SERVICE SKU item.
SESSION	Base	Record of activity by a visitor.
SESSION TYPE	Lookup	Lookup for user defined SESSION types.
SHIFT DIFFERENTIAL	Reference	Additional pay premiums to compensate employees for working hours and shifts other than regular weekday shifts.
SHIFT TYPE	Lookup	Types of shift. For example: <ul style="list-style-type: none"> ▪ 2nd shift ▪ 3rd shift ▪ Holiday Shift ▪ Weekend shift ▪ Night shift
SHIPMENT METHOD	Lookup	Lookup for different types of shipment methods. For example: <ul style="list-style-type: none"> ▪ Shipment By Air ▪ Shipment By Sea ▪ Shipment By Rail
SHIPMENT PRIORITY	Lookup	Lookup for different types of shipment priority. For example: <ul style="list-style-type: none"> ▪ Primary ▪ Secondary ▪ Tertiary

Table 2–59 (Cont.) O-S Entity Descriptions

Entity Name	Type	Description
SIGN OFF TRANSACTION	Base	Subtype of CONTROL TRANSACTION that completes a Session and prevents a Workstation from performing other types of Transactions.
SIGN ON TRANSACTION	Base	Subtype of CONTROL TRANSACTION that establishes a Session and enables a Workstation to perform other types of Transactions.
SIGNATURE EQUIPMENT CAPTURE STATISTICS READING	Base	A set of performance statistics that have been taken from a signature capture device connected to a Workstation.
SITE	Reference	A geographical location at which the enterprise's business is conducted. Contains one or more of ORGANIZATION STORE , ORGANIZATION DISTRIBUTION CENTER , INVENTORY LOCATION , and ADMINISTRATION CENTER .
SIZE	Lookup	Lookup for values of the size attribute of SKU ITEM .
SIZE TYPE	Lookup	Lookup for type of size of the SKU. The Size Type entity provides the size details of the SKU. For example: <ul style="list-style-type: none"> ■ Medium ■ Large ■ Small
SKU ITEM	Reference	Stock Keeping Unit or unit identification, typically the UPC, used to track store inventory and sales. Each SKU is associated with an item, variant, product line, bundle, service, fee, or attachment. <ul style="list-style-type: none"> ■ Aggregate SKU: Subtype of SKU that is an aggregation of one or more constituent SKU. The constituent items may be sold individually. ■ Group Select: An item, which is a group of items, only one of which is sold. The choice of which item is made by the customer at the POS. ■ Prepared: A sub-type of SKU ITEM that is manufactured (or prepared) for sale from a set of BULK ITEM with a RECIPE. A PREPARED SKU ITEM is different from a SKU ITEM because a PREPARED Item is not booked into inventory when the item is manufactured; nor is it removed from inventory when it is sold; rather the inventory for the BULK ITEM constituent parts as defined by the recipe is reduced when the Prepared Item is sold. ■ Service SKU: A type of SKU that provides a detailed identifier and description for a service offered for a sale to customer in the retail store. Service SKU also identifies and describes rental items and other tangible items that a customer uses for a contracted period, but not purchased. ■ Stock: A unit of merchandise that may be sold to a customer or used by the ORGANIZATION STORE.
SKU ITEM BUSINESS UNIT INVENTORY RULES	Reference	Associative entity for ORGANIZATION BUSINESS UNIT , SKU ITEM , and VENDOR that defines the inventory rules for the VENDOR ITEM at the ORGANIZATION BUSINESS UNIT .
SKU ITEM BUSINESS UNIT SELLING PRICE	Base	Specifies the SKU ITEM SELLING PRICE related to an ORGANIZATION BUSINESS UNIT .
SKU ITEM CHOICE	Reference	Mapping from a parent group select item to item denoting a choice that may be made by the customer at the time sale for a Group Select Sale, package deal, or bill of material, in which several items are bundled under a single price, and the customer can make substitution for some items from a list of choices for the bundle. Example: Ski Package where the customer can choose one of several SKUs, often one of several skis, poles, binding, and boots.
SKU ITEM COLLECTION	Reference	An optional relationship between a SKU ITEM and its components and affiliates where the components consist of other SKU ITEMS .
SKU ITEM CONSTRUCTION	Reference	The terms and conditions that apply to the provision of any services either by the retail organization or by arrangement through a third party. The terms and conditions are normally listed in a separate document which the customer is requested to sign as acceptance of these terms.
SKU ITEM RECIPE ASSIGNMENT	Reference	Associative entity assigning SKU ITEMS to a RECIPE .

Table 2–59 (Cont.) O-S Entity Descriptions

Entity Name	Type	Description
SKU ITEM SELLING PRICE	Base	The set of prices that are applied to an SKU ITEM .
SKU ITEM SELLING PRICE HISTORY	Base	Historical archive of the retail selling unit price at which a given SKU ITEM was actually sold at POS, net of markdowns, markups and other changes that modify the cumulative mark on for an SKU ITEM .
SKU ITEM SHELF ATTRIBUTES	Reference	Shelf requirements for a SKU ITEM .
SKU ITEM STYLE	Lookup	Identifies and describes the general appearance of SKU ITEMS .
SKU ITEM SUBSTITUTION	Reference	A 3-way join of SKU ITEM , SKU ITEM Collection and Substitute SKU ITEM indicating the Substitute SKU could have replaced a member SKU in the SKU ITEM COLLECTION , and subsequent quantity and price adjustment.
SKU ITEM TYPE	Lookup	Lookup indicating which subtype the SKU ITEM is. For example: <ul style="list-style-type: none"> ▪ Stock Item ▪ Service Item ▪ Prepared Item ▪ Group Select Item ▪ Aggregate Item
SKU ITEM VARIETY ASSIGNMENT	Reference	User Defined SKU ITEM attributes other than size, weight, and style, such as color, associated with the SKU ITEM . Can have multiple varieties for an SKU ITEM .
SKU ITEM WEIGHT	Reference	Specifies the SKU ITEM Attribute Weight.
SOC JOB	Reference	Entity holds the most detailed level of Standard Occupational Classification (SOC) job classification. For example: <ul style="list-style-type: none"> ▪ 15-0000 Computer and Mathematical Occupations ▪ 15-1000 Computer Specialists ▪ 15-1010 Computer and Information Scientists, Research ▪ 15-1011 Computer and Information Scientists, Research ▪ 15-1020 Computer Programmers ▪ 15-1021 Computer Programmers ▪ 15-1030 Computer Software Engineers ▪ 15-1031 Computer Software Engineers, Applications ▪ 15-1032 Computer Software Engineers, Systems Software ▪ 15-1040 Computer Support Specialists ▪ 15-1041 Computer Support Specialists
SOC JOB CATEGORY	Reference	Defines the categories in the Standard Occupational Classification (SOC) in which each occupation in the SOC is placed. The hierarchy in SOC is typically: NN-MMM0. These job categories correspond to the 449 "broad occupations" or categories. For example: <ul style="list-style-type: none"> ▪ 13-2010 Accountants and Auditors ▪ 13-2020 Appraisers and Assessors of Real Estate ▪ 13-2030 Budget Analysts ▪ 13-2040 Credit Analysts ▪ 13-2050 Financial Analysts and Advisors ▪ 13-2060 Financial Examiners
SOC JOB GROUP	Reference	Defines the groups in the Standard Occupational Classification (SOC) in which each occupation in the SOC is placed. The hierarchy of SOC is typically: NN-MM00. For example: <ul style="list-style-type: none"> ▪ 13-1000 Business Operations Specialists ▪ 13-2000 Financial Specialists

Table 2–59 (Cont.) O-S Entity Descriptions

Entity Name	Type	Description
SOC JOB MAJOR GROUP	Reference	Defines the (23) major groups in the Standard Occupational Classification (SOC) in which each occupation in the SOC is placed. The hierarchy of SOC is typically: NN-0000. For example: <ul style="list-style-type: none"> ▪ 11-0000 Management Occupations ▪ 13-0000 Business and Financial Operations Occupations ▪ 15-0000 Computer and Mathematical Occupations ▪ 17-0000 Architecture and Engineering Occupations ▪ 19-0000 Life, Physical, and Social Science Occupations ▪ 21-0000 Community and Social Services Occupations ▪ 23-0000 Legal Occupations
SPACE UTILIZATION DEPARTMENT DAY AGGR	Aggregate	Daily summary of allocated space by item. Aggregate Space Utilization Department Day is the item Department Level summary of SPACE UTILIZATION ITEM DAY DERIVED .
SPACE UTILIZATION ITEM DAY DERIVED	Derived	Summary of allocated space by item. The table is updated from inventory item state. 'Max' and 'Min' are populated from the recursive SELLING LOCATION .
STATUS	Lookup	Lookup for status, such as Buy, Not Buy, Suspended, or Active.
STATUS REASON	Lookup	Lookup for the reason why a particular PARTY STATUS TYPE may be assigned to a CUSTOMER . Reason for the vendor status. For example, if the status is "Not Buy", a reason could be government restrictions, vendor quality issues, and others.
STATUS TYPE	Lookup	Lookup for the domain of classifications tracked to the roles that a CUSTOMER is fulfilling. For example: A - Active I - Inactive P - Prospective U - Unmarketable Customer (such as, a deceased customer)
STOCK	Reference	Subtype of SKU ITEM . Unit of merchandise sold to a customer or used by the ORGANIZATION STORE . For example: <ul style="list-style-type: none"> ▪ Display Unit Item ▪ Shelf Item ▪ Apparel Item ▪ Bulk Item
STOCK ITEM CONSUMER PRODUCT LABEL	Reference	Identifies and describes the stock item for presentation on a label designed to inform or warn consumers about the product.
STOCK ITEM TYPE	Lookup	Lookup code to indicate the SKU ITEM type. For example: <ul style="list-style-type: none"> ▪ Shelf Item ▪ Apparel Item
STOCK LEDGER ACCOUNT HISTORY	Base	A reporting period based record of the beginning balance and cumulative activity for a particular PRODUCT ENTITY on a given DAY . Records both raw Item numbers and a Valuation amount. The valuation figures for any particular GL ACCOUNT may be either Retail Valuation or Cost Price Valuation as required by the needs of the retail enterprise.
STOCK LEDGER JOURNAL ENTRY	Base	The record of a change in a stock holding that is applied to a Stock Ledger Account.
STOCK METER	Reference	A mechanical or electronic meter that counts the monetary value or volume of unblended BULK ITEM dispensed during all FUELING TRANSACTIONS .
STOCK METER READING	Base	The value of a STOCK METER recorded at a particular time for a particular reason.
STORE FINANCIAL LEDGER ACCOUNT	Reference	Ledger account for tracking Store financial information including CERTIFICATES and CUSTOMER ACCOUNTS .

Table 2–59 (Cont.) O-S Entity Descriptions

Entity Name	Type	Description
STORE SAFE	Reference	A repository within the enterprise for safekeeping of TENDER removed from the Till and or Tills. This includes: <ul style="list-style-type: none"> ▪ Safe ▪ LockBox ▪ SecureLocation
STORE SAFE SETTLEMENT TRANSACTION	Base	A transaction that records closing of the ledger for the STORE SAFE . A new ledger will be opened with a new beginning on hand accountability, and zero incremental accumulators (pickup, loan, deposit, and so on).
STORE WORKSTATION	Reference	Device used as an Interface to any retail business function. For example, the capture and storage of RETAIL TRANSACTIONS and operational performance reporting. Usually a cash register.
SUB BRAND	Reference	A subcomponent of a BRAND . For example, if a BRAND were "Super Cola", the subbrand might be "Super Cola Light".
SUB REGION	Reference	A level in the Geography hierarchy below REGION .
SUBSCRIPTION	Reference	The record of CUSTOMER using a product or service which may be based on a contract. CUSTOMER 's subscription to services is the basis of billing and network usage authorization.
SURVEY	Reference	Survey conducted by or of interest to the retailer.
SURVEY COST	Base	Subtype of COST for tracking the cost of conducting or buying survey.
SURVEY QUESTION	Reference	A question in a SURVEY .
SURVEY QUESTION OPTION	Reference	An option in a SURVEY QUESTION .
SURVEY RESPONSE DETAIL	Base	Response details to SURVEY QUESTIONS .
SURVEY RESPONSE HEADER	Base	Header to group SURVEY RESPONSE DETAILS from the same SURVEY .

Table 2–60 T-Z Entity Descriptions

Entity Name	Type	Description
TANK	Reference	A kind of LOCATION used to store a FUEL ITEM that is measured and dispensed by one or more FUELING POINTS .
TANK LEVEL GAUGE	Reference	A piece of equipment that takes measurements from TANK PROBES to report the amount of fuel in TANK .
TANK PROBE	Reference	A device that is housed in the TANK and periodically (or on demand) returns height (and/or volume) readings to the TANK LEVEL GAUGE to which it is connected.
TANK READING	Base	A reading of the height, and or volumes, of Fuel and Water measurements of the contents of a TANK .
TANK TEMPERATURE READING	Base	A reading of the temperature of the Fuel that is stored in a TANK .
TANK TEMPERATURE SENSOR	Reference	A device that is housed in the TANK and periodically (or on demand) returns temperature readings for the FUEL ITEM that is stored there.
TARE	Reference	Defines the weight of the container that must be subtracted from the gross weight to calculate net selling weight for items priced and purchased in weight UNIT OF MEASURE .
TARGET	Reference	Type of CAMPAIGN MESSAGE RENDERING containing the message target list or time slot.
TASK	Reference	An individual activity that a Worker performs for their POSITION .
TASK PREREQUISITE	Reference	A qualification or certificate that a person must hold to be allowed to perform a particular TASK .
TASK SET	Reference	A group of activities that a Worker performs for their Job.

Table 2–60 (Cont.) T-Z Entity Descriptions

Entity Name	Type	Description
TAX AUTHORITY	Reference	A government authority that levies sales taxes and on whose behalf the store collects these sales taxes. For example: <ul style="list-style-type: none"> ▪ National ▪ State ▪ Province ▪ City ▪ County ▪ Other
TAX EXEMPTION	Reference	An CUSTOMER ORGANIZATION whose purchases are exempt from sales tax.
TAX GROUP RULE	Reference	A rule that prescribes how a particular tax is to be applied to a group Items.
TAX LEVEL TYPE	Lookup	A categorization of tax levels that describe whether the results of the tax rule apply to the individual items, a multi-component item, or the entire transaction.
TAX LINE ITEM	Base	A line item component of a RETAIL TRANSACTION that records the charging and offsetting liability credit for sales tax on merchandise items and services sold by the store or debit for merchandise returned to the store.
TAX LINE ITEM AUDIT	Base	Audited TAX LINE ITEMS .
TAX RATE CLASS	Lookup	A classification of Tax Rates. For example: <ul style="list-style-type: none"> ▪ Standard ▪ Reduced ▪ Luxury
TAX RATE RULE	Reference	A rule denoting what percentage or dollar amount of tax is applied to a particular taxable total in a RETAIL TRANSACTION .
TAX RESULT TYPE	Lookup	A classification of tax results. For example: <ul style="list-style-type: none"> ▪ Taxable ▪ Exempt ▪ Zero-Rated
TAX THRESHOLD TYPE	Lookup	A categorization of how to process a tax if an when a stated threshold established for the taxable amount is reached, such as: <ul style="list-style-type: none"> ▪ Exempt Entire Amount ▪ Tax Entire Amount ▪ Tax Only Amount above Threshold
TAX TYPE	Lookup	A kind of tax for which a PARTY is registered, and the retail enterprise pays to the TAX AUTHORITY on behalf of a Tax Jurisdiction. For example: <ul style="list-style-type: none"> ▪ SalesTax ▪ GST ▪ PST ▪ HST ▪ VAT
TAXABLE GROUP	Reference	A group of ITEMS for which a TAX AUTHORITY defines TAX GROUP RULES . For example: <ul style="list-style-type: none"> ▪ Food items ▪ Hard goods
TENDER	Reference	Tender includes all the forms of payment that are accepted by the ORGANIZATION STORE in settling sales and other transactions.
TENDER ACCOUNT APPROVAL REFERENCE	Reference	Repository of external account numbers against which an individual tender can be approved or rejected depending on the status of that account.
TENDER ADJUSTMENT TRANSACTION	Base	A type of TENDER CONTROL TRANSACTION that records the transformation of TENDER from one Tender Type to another within a Till.

Table 2–60 (Cont.) T-Z Entity Descriptions

Entity Name	Type	Description
TENDER AUTHORIZATION	Base	A request to an external agency to authorize the use of some form of TENDER to complete a RETAIL TRANSACTION . For example: <ul style="list-style-type: none"> ▪ Checks ▪ Credit and Debit Cards ▪ Gift Certificates ▪ Vouchers
TENDER AUTHORIZATION REVERSAL	Base	A request to an external agency to reverse a previously requested authorization of the use of some form of tender to complete a RETAIL TRANSACTION . For example: <ul style="list-style-type: none"> ▪ Checks ▪ Credit and Debit Cards ▪ Gift Certificates ▪ Vouchers
TENDER AUTHORIZATION TERMINAL	Reference	A piece of hardware that performs TENDER AUTHORIZATIONS on behalf of one or more Workstations.
TENDER AUTHORIZATION TERMINAL SOFTWARE VERSION	Reference	A version of software installed on equipment.
TENDER CLASS	Lookup	A type of TENDER with common characteristics.
TENDER CONTROL TRANSACTION	Base	A type of transaction that records the physical movement of tender from one TENDER REPOSITORY to another.
TENDER CONTROL TRANSACTION TENDER LINE ITEM	Base	A line item in TENDER CONTROL TRANSACTION involving tender transfers into or out of the store safe that are not part of the pickup and loan tender transfer between tills and the store safe.
TENDER DEPOSIT TRANSACTION	Base	A type of TENDER CONTROL TRANSACTION that records the movement of TENDER from a STORE SAFE to an EXTERNAL DEPOSITORY .
TENDER EXCHANGE TRANSACTION	Base	A type of TENDER CONTROL TRANSACTION that records the movement of TENDER between two Tills.
TENDER LINE ITEM DENOMINATION	Base	Records the Denominations used in a particular TenderLineItem.
TENDER LOAN TRANSACTION	Base	A type of TENDER CONTROL TRANSACTION that records the movement of TENDER from a STORE SAFE to a Till.
TENDER PICKUP TRANSACTION	Base	A type of TENDER CONTROL TRANSACTION that records the movement of TENDER from a Till to a STORE SAFE .
TENDER REPOSITORY	Reference	Describes the types of physical tender containers used in the retail enterprise. Tender repository generally includes assets like, store safe(s), tills, and so on.
TENDER REPOSITORY CLASS	Lookup	Type of TENDER REPOSITORY . For example: <ul style="list-style-type: none"> ▪ Safe ▪ Till
TENDER REPOSITORY TENDER ACCOUNT	Reference	An account held on the STORE FINANCIAL LEDGER of all TENDER movements by repository.
TERM CODE	Reference	Lookup for information about different terms like sales. For example: <ul style="list-style-type: none"> ▪ Supplier must be notified of any shortages within three days ▪ Product must be properly checked
TERMS MASTER	Base	Master data of terms of business with the VENDOR .
TEST DELIVERY	Base	A type of transaction that records the clearing of a FUELING TRANSACTION without accepting payment because the fueling transaction was for testing or calibrating the FUELING POINT . The fuel delivered may or may not have been put back into a storage TANK .
TILL DERIVED	Derived	A type of TENDER REPOSITORY that is a drawer insert, operationally associated with a Workstation and optionally an Employee. It is used to keep cash and other TENDER collected through RETAIL TRANSACTIONS and used to make change.

Table 2–60 (Cont.) T-Z Entity Descriptions

Entity Name	Type	Description
TILL HISTORY	Base	A collection of monetary and operational totals used to track the activity volume of a till between Till Settlement Transactions.
TILL LIMIT EXCEEDED TRANSACTION	Base	A non-sales transaction recording the fact that the calculated cash on hand in a particular Till has exceeded a pre-defined limit.
TILL LIMIT RULE	Reference	A rule defining an amount of Cash that is allowed to be held in a Till at any one time, and the action the POS Application is to take when the calculated amount of cash in exceeds the limit.
TILL LIMIT TYPE	Lookup	A mnemonic code that denotes which of the limits in the TILL LIMIT RULE have been exceeded. For example: <ul style="list-style-type: none"> ▪ Warning ▪ Lockout
TILL MOVEMENT DIRECTION	Lookup	A code denoting the direction the Till is being moved. That is, from STORE SAFE to STORE WORKSTATION , from STORE WORKSTATION to STORE SAFE , from STORE SAFE to Operator, or from Operator to STORE WORKSTATION , and so on.
TILL MOVEMENT TRANSACTION	Base	A non-sales transaction that records the physical movement of a Till (cash drawer insert) from a STORE WORKSTATION to a STORE SAFE or from a STORE SAFE to a STORE WORKSTATION .
TILL OPERATOR ASSIGNMENT TRANSACTION	Base	A non-sales transaction that records the assignment of a Till (cash drawer insert) to a specific operator.
TILL TAX HISTORY	Base	A collection of tax totals for a tax authority by till for a tender reconciliation period.
TILL TENDER HISTORY	Base	A collection of tender type accumulators by till tender accumulation period. This entity is used to support till tender accountability.
TILL TENDER LIMIT RULE ASSIGNMENT	Reference	The assignment of a particular TILL LIMIT RULE to a Till for a nominated type of TENDER during particular time periods.
TILL WORKSTATION ASSIGNMENT	Reference	A permanent or temporary assignment of a Till to a particular STORE WORKSTATION , recording where the Till was located for a particular period.
TIME PLANNING SEASON TODATE BY WEEK	Reference	Transformation for cumulative SEASONS to Date.
TIME PUNCH APPROVAL	Base	An after the fact confirmation that the TimePunch entry is valid.
TIME PUNCH CORRECTION	Base	A record of TimePunchEntry being a correction of an earlier TimePunchEntry.
TIME PUNCH TRANSACTION	Base	A non-sales transaction that records a TimePunch by a Worker.
TIME STANDARD BY DAY	Reference	Associates a DAY to a SEASON .
TIME STANDARD BY WEEK	Reference	Associates a CALENDAR WEEK to a SEASON .
TIME ZONE	Reference	Time zone relative to Greenwich Mean Time (GMT).
TIP OUT TRANSACTION	Base	A type of TENDER CONTROL TRANSACTION that records the payment of TENDER from a Till to an EMPLOYEE as a payment of Tips due to them.
TONE INDICATOR EQUIPMENT STATISTICS READING	Base	A set of performance statistics that have been taken from a tone indicator connected to a STORE WORKSTATION .
TOTAL TIME	Reference	Represents the top most level of Time. This is needed to enable Ad-Hoc Reporting involving the Time Dimension.
TOUCHPOINT	Reference	Place from where transactions take place. Meeting point for customer and retail organization. Touchpoint can be both logical and physical. <ul style="list-style-type: none"> ▪ Call Center: A department within a retail organization or a third-party organization that handles telephone sales service. ▪ Store Workstation: A device used as an as interface to any retail business function, for example, the capture and storage of TRANSACTIONS and operational performance reporting.
TRADE AREA	Reference	Geographic region from which a store draws most of its retail customers. Can be defined by distance, drive time, or other factors.
TRADE AREA COVERAGE	Reference	Demographic and accessibility data for a given trade area.

Table 2–60 (Cont.) T-Z Entity Descriptions

Entity Name	Type	Description
TRADE IN TENDER	Base	A sub-type of TenderLineItem for retailers who accept various goods in part-payment for merchandise. For example, retailers give one hundred dollars in credit for an old (working) appliance, when purchasing a new similar appliance.
TRANSACTION ASSIGNMENT	Base	Associative entity relating two RETAIL TRANSACTIONS .
TRANSACTION ASSIGNMENT TYPE	Lookup	Lookup for type of TRANSACTION ASSIGNMENT .
TRANSACTION CATEGORY	Lookup	A code to denote the type of transaction. For example, RETAIL TRANSACTION , CONTROL TRANSACTION , TENDER CONTROL TRANSACTION , and so on.
TRANSACTION TYPE	Lookup	Further classifications of TRANSACTION CATEGORY .
TRANSFER IN OUT DOCUMENT	Base	<p>Transfer in: A type of INVENTORY CONTROL DOCUMENT that is completed when there is no accompanying transfer-out document with the shipment of merchandise being received from another store. It is an exception document much like a receiving document without a PURCHASE ORDER.</p> <p>Transfer out: A type of INVENTORY CONTROL DOCUMENT prepared by the originating store listing the items it is sending to the receiving store.</p>
TRANSFER TYPE	Lookup	Code to indicate type of INVENTORY TRANSFER. For example: <ul style="list-style-type: none"> ▪ Normal ▪ Book ▪ Inter-company
UNIT OF MEASURE	Lookup	Identifies and describes valid units of measure that are used throughout the model. For example: <ul style="list-style-type: none"> ▪ Pound ▪ Ounce ▪ Gallon ▪ Gram ▪ Kilogram ▪ Liter
UNIT OF MEASURE CONFIGURATION	Control	<p>Indicate what are the default, system wide, UNIT OF MEASURE codes used for different UNIT OF MEASURE TYPES.</p> <p>Specified as:</p> <p>WEIGHT: WEIGHT_BASE_UOM_CD LB Lb Lbs</p> <p>LENGTH: LENGTH_BASE_UOM_CD FT Ft Ft</p> <p>AREA: AREA_BASE_UOM_CD SQFT sqft sqft</p> <p>TEMPERATURE: TEMPERATURE_BASE_UOM_CD DF F F</p> <p>DISTANCE: DISTANCE_BASE_UOM_CD KM Km Km</p>
UNIT OF MEASURE CONVERSION	Reference	Provides the multiplication factor required to convert one UNIT OF MEASURE to another. For example: 1 inch = 2.54 cm.
UNIT OF MEASURE TYPE	Lookup	Indicates what this unit of measure entity type instance measures. For example: <ul style="list-style-type: none"> ▪ WEIGHT ▪ LENGTH ▪ AREA ▪ TEMPERATURE ▪ DISTANCE
UNLOCK TRANSACTION	Base	A type of non-sales Transaction that changes the state of a STORE WORKSTATION from an inaccessible (locked) state to an accessible (unlocked) state for entering transactions.
USER	Reference	Associative entity for EMPLOYEE and JOB ROLES . Assigns a unique ID for each job role that an employee performs at a particular store.
VALIDATION QUESTION ASSIGNMENT	Reference	Associates RESTRICTION VALIDATION QUESTION to SALES RESTRICTION .

Table 2–60 (Cont.) T-Z Entity Descriptions

Entity Name	Type	Description
VALUE MEASURE	Reference	Unit of measure for the value. For example a customer or a profile can be valued in terms of monetary value or time (a customer for next three years).
VALUE TYPE	Lookup	The type of value. For example: <ul style="list-style-type: none"> ▪ Time ▪ Money
VARIETY	Reference	User Defined Item attribute other than size, weight, and style, such as color.
VARIETY TYPE	Lookup	Captures all the variety type. For example: <ul style="list-style-type: none"> ▪ Color ▪ Shape
VENDOR	Reference	External source for merchandise and goods that the ORGANIZATION STORE offers or for supplies and goods that the retail organization uses. <ul style="list-style-type: none"> ▪ Vendor site: Vendor location.
VENDOR APPOINTMENT	Reference	Details of vendor appointments. Vendor appointments are regular visits by the vendor's representative to the ORGANIZATION STORE .
VENDOR CARRIER ASSIGNMENT	Reference	Associative entity for VENDOR and CARRIER ; maps VENDORS and their CARRIERS .
VENDOR CLASS	Lookup	Lookup for classification of VENDORS . For example: <ul style="list-style-type: none"> ▪ Primary ▪ Associate ▪ Direct Supply
VENDOR COMPLIANCE ITEM DAY DERIVED	Derived	Daily summary of timeliness, quantity, quality control vendor compliance information by item, ORGANIZATION BUSINESS UNIT , shipment, and PURCHASE ORDER .
VENDOR CONTRACT	Reference	Details of contract with VENDOR .
VENDOR COST	Base	Subtype of COST indicating costs tracked by VENDOR .
VENDOR FACTOR COMPANY ASSIGNMENT	Reference	Associative entity linking the factor company with the VENDOR .
VENDOR ITEM	Reference	Items supplied by the VENDOR with vendor-specific item and provides the vendor-specific attributes of the item. Provides the vendor's view of the item and uses the vendor's descriptions of item attributes.
VENDOR ITEM BUSINESS UNIT ASSIGNMENT	Reference	Defines the VENDOR ITEMS supplied to an ORGANIZATION BUSINESS UNIT .
VENDOR ITEM CATALOG BASE COST	Base	The supplier's catalog base cost, the cost before any promotions, allowances, charges, discounts, and so on, for the VENDOR ITEM .
VENDOR ITEM CATALOG BASE COST BREAK	Base	The VENDOR 's quantity adjusted catalog base cost (the cost before any promotions, allowances, charges, discounts, and so on) for the VENDOR ITEM . This entity supports price breaks provided for buying larger quantities of an item.
VENDOR ITEM COST PER UNIT TYPE	Lookup	Defines the unit type the owned attribute costs are assigned to for this item. A single VENDOR ITEM may in effect have one to three associated VENDOR ITEM CATALOG BASE COST entities. <p>Permissible values include:</p> <ul style="list-style-type: none"> ▪ SU = Ship Unit ▪ PU = Pack Unit ▪ SLU = Selling Unit <p>All others are illegal.</p>
VENDOR ITEM SKU ASSIGNMENT	Reference	Associative entity defining the relationship between VENDOR ITEM and SKU ITEM .
VENDOR MANUFACTURER BRAND	Reference	Associative entity for VENDOR , Manufacturer, and Brand.
VENDOR QUICK FACTS	Reference	Collection of vendor related measures.

Table 2–60 (Cont.) T-Z Entity Descriptions

Entity Name	Type	Description
VENDOR RATING	Base	Rating for a VENDOR
VENDOR RATING TYPE	Lookup	Lookup for VENDOR rating type values. For example: <ul style="list-style-type: none"> ▪ Timeliness ▪ Based on quality of goods
VENDOR SITE	Reference	Subentity of VENDOR indicating the vendor location which supplies the item.
VENDOR SITE ADDRESS	Reference	Association entity between the VENDOR SITE or VENDOR and the address location.
VENDOR SITE CARRIER ASSIGNMENT	Reference	Relationship between VENDOR SITE and CARRIER .
VENDOR SKU BUSINESS UNIT ASSIGNMENT	Reference	Relationship between SKU ITEM vendor and ORGANIZATION BUSINESS UNIT .
VENDOR SKU COST PROFIT DAY	Base	Cost change information for an SKU ITEM , VENDOR , and ORGANIZATION BUSINESS UNIT combination on a given day.
VENDOR STATUS	Base	Status of VENDOR . Indicates is the vendor is presently used, on suspension, or another status.
VISITOR	Reference	Identifies anonymous visitors using the specified method of visitor identification (with visitor cookies, for example).
VISITOR TYPE	Lookup	Lookup for type of VISITOR .
VOID TRANSACTION	Base	A non sales transaction that records the cancellation of another Transaction, either before or after that Transaction was completed.
VOIDS LINE ITEM	Base	A sub-type of RETAIL TRANSACTION LINE ITEM that records the removal of one or more of the items recorded in another RETAIL TRANSACTION LINE ITEM in the same RETAIL TRANSACTION .
WARRANTY TYPE	Lookup	Type of warranty that can be applied to a SERIALIZED UNIT .
WEAVE	Lookup	SKU ITEM Attribute Weave.
WEBSITE RESOURCE	Reference	The resource level contains a single record for each physical object hosted on a website and could include non-page resources. A resource may represent a static server object such and an HTML document or an image. A resource could also be a CGI program. Resources are assumed to be uniquely identified by the path component of a URI- that is, the non-query portion of the URI. So, a given CGI program will have only one record in the resource level regardless of the number of distinct pages generated by the program.
WEBSITE RESOURCE TYPE	Lookup	Lookup for types of WEBSITE RESOURCES .
WEBSITE USER	Reference	Authenticated users of a site. Users may be authenticated either through the authentication mechanisms provided by the web server or through an application-specific authentication method.
WEEK TODATE TRANSFORMATION	Reference	Cumulative time transformations at the week level.
WEEK TRANSFORMATION	Reference	Time transformations at the week level.
WEEKDAY	Reference	Calendar weekdays.
WF CUSTOMER	Reference	Wholesale Franchise Customer.
WF CUSTOMER TYPE	Lookup	Lookup for Type of WF CUSTOMER .
WORK HOUR TYPE	Lookup	Lookup for types of work hours. For example: <ul style="list-style-type: none"> ▪ Regular ▪ Shift Differential
WORK LOCATION	Reference	A sub-type of LOCATION that is a place of work to which POSITIONS and Jobs are allocated. May be a cross-reference to a particular SITE or Business Unit located at a SITE .
WORKSTATION DISPLAY	Reference	Physical display for ITEMS near the workstation, usually intended for impulse purchases such as magazines, candy, gift cards, and calendars.

Table 2–60 (Cont.) T-Z Entity Descriptions

Entity Name	Type	Description
WORKSTATION GROUP	Reference	A set of STORE WORKSTATION with similar resource access control permissions.
WORKSTATION LOCATION ASSIGNMENT	Reference	Record of a STORE WORKSTATION assignment to a particular SELLING LOCATION within the retail enterprise.
WORKSTATION LOCATION TYPE	Lookup	Lookup for Type of WORK LOCATION .
WORKSTATION PERIOD END TRANSACTION	Base	A fiscal reporting period at a particular STORE WORKSTATION
WORKSTATION PERIOD START TRANSACTION	Base	A transaction that declares the start of a Reporting Period for the STORE WORKSTATION where it is conducted.
YEAR TRANSFORMATION	Reference	Transformations at the year level.

Physical Data Model of Oracle Retail Data Model

This chapter provides information about the physical model of Oracle Retail Data Model. It contains the following topics:

- Reference Tables
- Lookup Tables
- Base Tables
- Derived Tables
- Aggregate Tables
- Control and Configuration Tables
- Metadata Tables and Views
- Database Sequences
- Oracle Retail Data Model OLAP Cube MVs, OLAP Views
- Oracle Retail Data Model Relational MVs
- Oracle Retail Data Model Relational Views
- Oracle Retail Data Model Data Mining MVs

Introduction to the Oracle Retail Data Model Physical Model

The physical data model of the Oracle Retail Data Model is the physical manifestation of the logical data model into database tables and relationships (or foreign key constraints). Partitions, indexes, and relational materialized views have been added to aid performance. The core physical data model for Oracle Retail Data Model is defined in the `ordm_sys` schema.

Additionally, Oracle Retail Data Model provides the following components:

- Data Mining component. The physical model of the data mining component is defined by the `ordm_sys` schema.
- OLAP Component. The physical model of the OLAP component is defined by the `ordm_sys` schema.

Important: Do not make changes to existing objects in the schema. Redefining or modifying the existing objects is not supported.

When examining the predefined physical model, keep in mind the naming convention using DW (Data Warehouse) prefixes and suffixes to identify the types of tables and views:

Suffix or Prefix	Description
_VIEW	Suffix specifies relational views of OLAP cubes, dimensions, or hierarchies.
CB\$	Materialized view used to support/deliver required functionality for an Oracle OLAP cube. This is an internal object built and maintained automatically by the Oracle OLAP server in the database. Note: Do not report or query against this object. Instead access the corresponding _VIEW object.
DWA_	Aggregate table or relational materialized view. This prefix is generalized for aggregate tables. Aggregate tables are implemented using either Materialized Views or tables.
DWB_	Base transaction data (3NF) tables
DWC_	Control and configuration tables
DWD_	Derived tables (including data mining result tables)
DWL_	Lookup table
DWR_	Reference data tables

Reference Tables

The Reference tables are briefly described in [Table 3–1](#).

Table 3–1 Reference Tables

Table Name	Description
DWR_ADDR_LOC	ADDRESS LOCATION
DWR_ADDR_PHONE	ADDRESS TELEPHONE
DWR_ADDR_RLTD	ADDRESS RELATED
DWR_ADVR_PERIOD	ADVERTISING PERIOD
DWR_ADVR_QTR	ADVERTISING QUARTER
DWR_ADVR_WK	ADVERTISING WEEK
DWR_ADVR_YR	ADVERTISING YEAR
DWR_AGE_RSTRCT_RULE	AGE RESTRICTION RULE
DWR_AGNT	AGENT
DWR_ALTVE_ITEM	ALTERNATIVE ITEM
DWR_ANLYS_DRTN	ANALYSIS DURATION
DWR_APPT_CALNDR	APPOINTMENT CALENDAR
DWR_BASE_DAY	BASE DAY
DWR_BNK	BANK
DWR_BRND	BRAND
DWR_BSNS_ENT_SLNG_RULE	BUSINESS ENTITY SELLING RULE
DWR_BSNS_ENT_TNDR_RSTRCT_RULE	BUSINESS ENTITY TENDER RESTRICTION RULE

Table 3–1 (Cont.) Reference Tables

Table Name	Description
DWR_BSNS_HLF_MO	BUSINESS HALF MONTH
DWR_BSNS_HLF_YR	BUSINESS HALF YEAR
DWR_BSNS_MO	BUSINESS MONTH
DWR_BSNS_QTR	BUSINESS QUARTER
DWR_BSNS_UNIT_CLNDR	BUSINESS UNIT CALENDAR
DWR_BSNS_UNIT_JB_RL	BUSINESS UNIT JOB ROLE
DWR_BSNS_UNIT_SHFT	BUSINESS UNIT SHIFT
DWR_BSNS_WK	BUSINESS WEEK
DWR_BSNS_YR	BUSINESS YEAR
DWR_CALL_CNTR	CALL CENTER
DWR_CALL_CNTR_AGNT	CALL CENTER AGENT
DWR_CALL_CNTR_CASE_TTL	CALL CENTER CASE TITLE
DWR_CARRIER	CARRIER
DWR_CLNDR	CALENDAR
DWR_CLNDR_HLF_MO	CALENDAR HALF MONTH
DWR_CLNDR_HLF_YR	CALENDAR HALF YEAR
DWR_CLNDR_MO	CALENDAR MONTH
DWR_CLNDR_QTR	CALENDAR QUARTER
DWR_CLNDR_WK	CALENDAR WEEK
DWR_CLNDR_YR	CALENDAR YEAR
DWR_CLNT	CLIENT
DWR_CLNT_HOST	CLIENT HOST
DWR_CLNT_VRSN	CLIENT VERSION
DWR_CMPGN	CAMPAIGN
DWR_CMPGN_CUST_ASGN	CAMPAIGN CUSTOMER ASSIGNMENT
DWR_CMPGN_EXEC_MSG	CAMPAIGN EXECUTION MESSAGE
DWR_CMPGN_MEDIA	CAMPAIGN MEDIA
DWR_CMPGN_MEDIA_LAUNCH	CAMPAIGN MEDIA LAUNCH
DWR_CMPGN_MEDIA_SLNG_ITEM	CAMPAIGN MEDIA SELLING ITEM
DWR_CMPGN_MSG_DPCT	CAMPAIGN MESSAGE DEPICTION
DWR_CMPGN_MSG_RNDRNG	CAMPAIGN MESSAGE RENDERING
DWR_CMPTR	COMPETITOR
DWR_CMPTR_LOC	COMPETITOR LOCATION
DWR_CMPTR_LOC_ASGN	COMPETITOR LOCATION ASSIGNMENT
DWR_CMPTR_MNFCTR_SKU_ITEM	COMPETITOR MANUFACTURER SKU ITEM
DWR_CMPTR_RTL_ITEM	COMPETITOR RETAIL ITEM
DWR_CNRT_STAT	CONTRACT STATUS

Table 3–1 (Cont.) Reference Tables

Table Name	Description
DWR_CNRT_TERM_VAL	CONTRACT TERM VALUE
DWR_COST_CNTR	COST CENTER
DWR_CRTFCT	CERTIFICATE
DWR_CRTFCT_AGE_BND	CERTIFICATE AGE BAND
DWR_CRTV	CREATIVES
DWR_CUST	CUSTOMER
DWR_CUST_ACCT	CUSTOMER ACCOUNT
DWR_CUST_ACCT_CARD	CUSTOMER ACCOUNT CARD
DWR_CUST_ACCT_CARD_ASGN	CUSTOMER ACCOUNT CARD ASSIGNMENT
DWR_CUST_ADDR	CUSTOMER ADDRESS
DWR_CUST_AFFLTN	CUSTOMER AFFILIATION
DWR_CUST_ATHNCTN_GRP	CUSTOMER AUTHENTICATION GROUP
DWR_CUST_CLSTR	CUSTOMER CLUSTER
DWR_CUST_CLSTR_ITEM_ASGN	CUSTOMER CLUSTER ITEM ASSIGNMENT
DWR_CUST_CLSTR_TYP	CUSTOMER CLUSTER TYPE
DWR_CUST_CNRT	CUSTOMER CONTRACT
DWR_CUST_GRP	CUSTOMER GROUP
DWR_CUST_GRP_ITEM	CUSTOMER GROUP ITEM
DWR_CUST_OCCSN	CUSTOMER OCCASION
DWR_CUST_PREF	CUSTOMER PREFERENCE
DWR_CUST_RLTNSHP	CUSTOMER RELATIONSHIP
DWR_CUST_RSTRCT_INFO	CUSTOMER RESTRICTED INFO
DWR_CUST_SGMNT	Mining table, see Table 10–2 for more information.
DWR_CUST_SGMNT_DTL	Mining table, see Table 10–2 for more information.
DWR_DAY	DAY
DWR_DAY_ACT_CNDTN	DAY ACTUAL CONDITION
DWR_DAY_TODATE_TRANS	DAY TODATE TRANSFORMATION
DWR_DAY_TRANS	DAY TRANSFORMATION
DWR_DEAL	DEAL
DWR_DEMOG_ATTR	DEMOGRAPHY ATTRIBUTE
DWR_DEMOG_GRP	DEMOGRAPHY GROUP
DWR_DOMAIN	DOMAIN
DWR_DPST_RULE	DEPOSIT RULE
DWR_DRVD_VAL	DERIVED VALUE
DWR_DSCRPNY_TOLRNC_RULE	DISCREPANCY TOLERANCE RULE
DWR_EML_ADDR	EMAIL ADDRESS
DWR_EMP	EMPLOYEE

Table 3-1 (Cont.) Reference Tables

Table Name	Description
DWR_EMP_ADDR	EMPLOYEE ADDRESS
DWR_EMP_AVLBLTY	EMPLOYEE AVAILABILITY
DWR_EMP_CLASS	EMPLOYEE CLASS
DWR_EMP_CLASS_ASGN	EMPLOYEE CLASS ASSIGNMENT
DWR_EMP_CMISN_PLN	EMPLOYEE COMMISSION PLAN
DWR_EMP_CRTFCT	EMPLOYEE CERTIFICATE
DWR_EMP_CRTFCTN_ISSUING_BODY	EMPLOYEE CERTIFICATION ISSUING BODY
DWR_EMP_DESIG	EMPLOYEE DESIGNATION
DWR_EMP_DISC_GRP	EMPLOYEE DISCOUNT GROUP
DWR_EMP_DISC_GRP_ASGN	EMPLOYEE DISCOUNT GROUP ASSIGNMENT
DWR_EMP_RSTRCT_INFO	EMPLOYEE RESTRICTED INFORMATION
DWR_EMP_SCHL	EMPLOYEE SCHEDULE
DWR_EQPMNT	EQUIPMENT
DWR_EQPMNT_ASGN	EQUIPMENT ASSIGNMENT
DWR_EQPMNT_CLASS	EQUIPMENT CLASS
DWR_EXT_DEPOS	EXTERNAL DEPOSITORY
DWR_FCTR_CMPNY	FACTOR COMPANY
DWR_FOOD_SRVC_TBL	FOOD SERVICE TABLE
DWR_FRANCHISEE	FRANCHISEE
DWR_FSCL_HLF_MO	FISCAL HALF MONTH
DWR_FSCL_HLF_YR	FISCAL HALF YEAR
DWR_FSCL_MO	FISCAL MONTH
DWR_FSCL_QTR	FISCAL QUARTER
DWR_FSCL_WK	FISCAL WEEK
DWR_FSCL_YR	FISCAL YEAR
DWR_GEO_CITY	GEOGRAPHY CITY
DWR_GEO_CNTRY	GEOGRAPHY COUNTRY
DWR_GEO_CNTY	GEOGRAPHY COUNTY
DWR_GEO_DEMOG_ATTR	GEOGRAPHY DEMOGRAPHY ATTRIBUTES
DWR_GEO_DEMOG_GRP	GEOGRAPHY DEMOGRAPHIC GROUP
DWR_GEO_DEMOG_VAL	GEOGRAPHY DEMOGRAPHY VALUE
DWR_GEO_ENT	GEOGRAPHY ENTITY
DWR_GEO_HRCHY	GEOGRAPHY HIERARCHY
DWR_GEO_HRCHY_LVL	GEOGRAPHY HIERARCHY LEVEL
DWR_GEO_HRCHY_LVL_ASGN	GEOGRAPHY HIERARCHY LEVEL ASSIGNMENT
DWR_GEO_HRCHY_VRSN	GEOGRAPHY HIERARCHY VERSION
DWR_GEO_LVL	GEOGRAPHY LEVEL

Table 3–1 (Cont.) Reference Tables

Table Name	Description
DWR_GEO_LVL_ATTR	GEOGRAPHY LEVEL ATTRIBUTES
DWR_GEO_LVL_ATTR_VAL	GEOGRAPHY LEVEL ATTRIBUTE VALUE
DWR_GEO_RGN	GEOGRAPHY REGION
DWR_GEO_SB_RGN	GEOGRAPHY SUB REGION
DWR_GEO_STATE	GEOGRAPHY STATE
DWR_GEO_WORLD	GEOGRAPHY WORLD
DWR_GFT_CRTFCT_CLASS	GIFT CERTIFICATE CLASS
DWR_GL_ACCT	GL ACCOUNT
DWR_GL_ACCT_ASGN	GL ACCOUNT ASSIGNMENT
DWR_GL_JRNL_ENTRY_CTGRY	GL JOURNAL ENTRY CATEGORY
DWR_GL_LDGR	GL LEDGER
DWR_GL_LDGR_ACCT_ASGN	GL LEDGER ACCOUNT ASSIGNMENT
DWR_GL_PRD	GL PERIOD
DWR_GL_SBLDGR	GL SUBLEDGER
DWR_GL_SGMNT	GL SEGMENT
DWR_HH	HOUSEHOLD
DWR_HLF_HR	HALF HOUR
DWR_HLF_MO_TODATE_TRANS	HALF MONTH TODATE TRANSFORMATION
DWR_HLF_MO_TRANS	HALF MONTH TRANSFORMATION
DWR_HLF_YR_TODATE_TRANS	HALF YEAR TODATE TRANSFORMATION
DWR_HLF_YR_TRANS	HALF YEAR TRANSFORMATION
DWR_HR	HOURLY
DWR_INDL_DEMOG_VAL	INDIVIDUAL DEMOGRAPHY VALUE
DWR_INGREDIENT	INGREDIENT
DWR_INGREDIENT_OPTION	INGREDIENT OPTION
DWR_INV_LOC	INVENTORY LOCATION
DWR_ITEM	ITEM
DWR_ITEM_CLASS	ITEM CLASS
DWR_ITEM_CLSTR	ITEM CLUSTER
DWR_ITEM_CLSTR_CUST_ASGN	ITEM CLUSTER CUSTOMER ASSIGNMENT
DWR_ITEM_CMPNY	ITEM COMPANY
DWR_ITEM_DEPT	ITEM DEPARTMENT
DWR_ITEM_DIV	ITEM DIVISION
DWR_ITEM_GRP	ITEM GROUP
DWR_ITEM_HRCHY	ITEM HIERARCHY
DWR_ITEM_HRCHY_LVL	ITEM HIERARCHY LEVEL
DWR_ITEM_HRCHY_LVL_ASGN	ITEM HIERARCHY LEVEL ASSIGNMENT

Table 3-1 (Cont.) Reference Tables

Table Name	Description
DWR_ITEM_HRCHY_VRSN	ITEM HIERARCHY VERSION
DWR_ITEM_LBL	ITEM LABEL
DWR_ITEM_LVL	ITEM LEVEL
DWR_ITEM_LVL_ATTR	ITEM LEVEL ATTRIBUTE
DWR_ITEM_LVL_ATTR_VAL	ITEM LEVEL ATTRIBUTE VALUE
DWR_ITEM_MKT_DATA	ITEM MARKET DATA
DWR_ITEM_PRICE_DRVTN_RULE	ITEM PRICE DERIVATION RULE
DWR_ITEM_SBC	ITEM SUBCLASS
DWR_ITEM_SBDEPT	ITEM SUBDEPARTMENT
DWR_ITEM_SEASON	ITEM SEASON
DWR_ITEM_SLNG_RULE	ITEM SELLING RULE
DWR_ITEM_SPIFF_RULE	ITEM SPIFF RULE
DWR_ITEM_TNDR_RSTRCT_GRP	ITEM TENDER RESTRICTION GROUP
DWR_ITEM_TNDR_RSTRCT_RULE	ITEM TENDER RESTRICTION RULE
DWR_JB_TASK_SET	JOB TASK SET
DWR_LCL_TAX_AUTH	LOCAL TAX AUTHORITY
DWR_LICNS_SLS_RSTRCT	LICENSE SALES RESTRICTION
DWR_LYLTY_AWRD	LOYALTY AWARD
DWR_LYLTY_PROG	LOYALTY PROGRAM
DWR_MBRSHIP_ACCT	MEMBERSHIP ACCOUNT
DWR_MEDIA	MEDIA
DWR_MEDIA_DPCT_ITEM_ASGN	MEDIA DEPICTION ITEM ASSIGNMENT
DWR_MIX_N_MTCH_PRC_DRVTN_ITEM	MIX AND MATCH PRICE DERIVATION ITEM
DWR_MIX_N_MTCH_PRC_DRVTN_RULE	MIX AND MATCH PRICE DERIVATION RULE
DWR_MKT_AREA	MARKET AREA
DWR_MKT_AREA_LVL	MARKET AREA LEVEL
DWR_MKT_ITEM_DEPT	MARKET ITEM DEPARTMENT
DWR_MKT_ITEM_DEPT_ASGN	MARKET ITEM DEPARTMENT ASSIGNMENT
DWR_MNFCTR	MANUFACTURER
DWR_MNFCTR_BRND	MANUFACTURER BRAND
DWR_MNFCTR_CPN_FMLY	MANUFACTURER COUPON FAMILY
DWR_MNFCTR_ITEM_CLASS	MANUFACTURER ITEM CLASS
DWR_MNFCTR_ITEM_CMPNY	MANUFACTURER ITEM COMPANY
DWR_MNFCTR_ITEM_DIV	MANUFACTURER ITEM DIVISION
DWR_MNFCTR_ITEM_GRP	MANUFACTURER ITEM GROUP
DWR_MNFCTR_ITEM_RTLR_ASGN	MANUFACTURER ITEM RETAILER ASSIGNMENT
DWR_MNFCTR_ITEM_SBC	MANUFACTURER ITEM SUBCLASS

Table 3–1 (Cont.) Reference Tables

Table Name	Description
DWR_MNFCTR_ORG_CMPTR_ASGN	MANUFACTURER ORGANIZATION COMPETITOR ASSIGNMENT
DWR_MNFCTR_RTLR_ITEM_ASGN	MANUFACTURER RETAILER ITEM ASSIGNMENT
DWR_MNFCTR_SKU_BSNS_UNIT_ASGN	MANUFACTURER SKU ITEM BUSINESS UNIT ASSIGNMENT
DWR_MNFCTR_SKU_ITEM	MANUFACTURER SKU ITEM
DWR_MNFCTR_SKU_ITEM_COLLCTN	MANUFACTURER SKU ITEM COLLECTION
DWR_MNFCTR_SKU_ITEM_SHLF_ATTR	MANUFACTURER SKU ITEM SHELF ATTRIBUTES
DWR_MNFCTR_SKU_ITEM_SLNG_PRICE	MANUFACTURER SKU ITEM SELLING PRICE
DWR_MNFCTR_SKU_ITEM_VRTY_ASGN	MANUFACTURER SKU ITEM VARIETY ASSIGNMENT
DWR_MNFCTR_STCK	MANUFACTURER STOCK
DWR_MNFCTR_VRTY	MANUFACTURER VARIETY
DWR_MNT	MINUTE
DWR_MO_TODATE_TRANS	MONTH TODATE TRANSFORMATION
DWR_MO_TRANS	MONTH TRANSFORMATION
DWR_OPERTNG_SYS	OPERATING SYSTEM
DWR_ORG	ORGANIZATION
DWR_ORG_AREA	ORGANIZATION AREA
DWR_ORG_BNR	ORGANIZATION BANNER
DWR_ORG_BSNS_ENT	ORGANIZATION BUSINESS ENTITY
DWR_ORG_BSNS_UNIT	ORGANIZATION BUSINESS UNIT
DWR_ORG_BSNS_UNIT_HOLIDY	ORGANIZATION BUSINESS UNIT HOLIDAY
DWR_ORG_BSNS_UNIT_SB_RGN_ASGN	ORG BSNS UNIT SUB REGION ASSIGNMENT
DWR_ORG_CHAIN	ORGANIZATION CHAIN
DWR_ORG_CMPNY	ORGANIZATION COMPANY
DWR_ORG_DEMOG_VAL	ORGANIZATION DEMOGRAPHY VALUE
DWR_ORG_DEPT	ORGANIZATION DEPARTMENT
DWR_ORG_DIV	ORGANIZATION DIVISION
DWR_ORG_DSTRCT	ORGANIZATION DISTRICT
DWR_ORG_HRCHY	ORGANIZATION HIERARCHY
DWR_ORG_HRCHY_LVL	ORGANIZATION HIERARCHY LEVEL
DWR_ORG_HRCHY_VRSN	ORGANIZATION HIERARCHY VERSION
DWR_ORG_LVL	ORGANIZATION LEVEL
DWR_ORG_LVL_ATTR	ORGANIZATION LEVEL ATTRIBUTES
DWR_ORG_LVL_ATTR_VAL	ORGANIZATION LEVEL ATTRIBUTE VALUE
DWR_ORG_MKT_DATA	ORGANIZATION MARKET DATA
DWR_ORG_RECIPe_ASGN	ORGANIZATION RECIPE ASSIGNMENT
DWR_ORG_RGN	ORGANIZATION REGION
DWR_OTHR_INDVL	OTHER INDIVIDUAL

Table 3-1 (Cont.) Reference Tables

Table Name	Description
DWR_PERIOD_TODATE_TRANS	PERIOD TODATE TRANSFORMATION
DWR_PERIOD_TRANS	PERIOD TRANSFORMATION
DWR_PG	PAGE
DWR_PG_CTGRY	PAGE CATEGORY
DWR_PG_CTGRY_LVL	PAGE CATEGORY LEVEL
DWR_PHS	PHASE
DWR_PLNG_PERIOD	PLANNING PERIOD
DWR_PLNG_QTR	PLANNING QUARTER
DWR_PLNG_SEASON	PLANNING SEASON
DWR_PLNG_SEASON_WK_ASGN	PLANNING SEASON WEEK ASSIGNMENT
DWR_PLNG_WK	PLANNING WEEK
DWR_PLNG_YR	PLANNING YEAR
DWR_PLTFRM	PLATFORM
DWR_POS_DEPT	POS DEPARTMENT
DWR_POS_IDNT	POS IDENTITY
DWR_POSN	POSITION
DWR_POSN_HRCHY	POSITION HIERARCHY
DWR_POSN_WRK_SCHL	POSITION WORK SCHEDULE
DWR_POSTCD	POST CODE
DWR_PRFL_SRC	PROFILE SOURCE
DWR_PRICE_DRVTN_RULE	PRICE DERIVATION RULE
DWR_PRICE_DRVTN_RULE_ELGBL	PRICE DERIVATION RULE ELIGIBILITY
DWR_PRMTN	PROMOTION
DWR_PRMTN_ITEM	PROMOTION ITEM
DWR_PRMTN_PLN	PROMOTION PLAN
DWR_PRMTN_PRICE_DRVTN	PROMOTION PRICE DERIVATION
DWR_PRMTN_PRMTN_TYP	PROMOTION PROMOTION TYPE
DWR_PRMTN_SLNG_ITEM	PROMOTION SELLING ITEM
DWR_PROD	PRODUCT
DWR_PROD_ENT	PRODUCT ENTITY
DWR_PROJ	PROJECT
DWR_PRSPCT	PROSPECT
DWR_PRSPCT_RSTRCT_INFO	PROSPECT RESTRICTED INFO
DWR_PRTY	PARTY
DWR_PRTY_ASGN	PARTY ASSIGNMENT
DWR_PRTY_CNCT_INFO	PARTY CONTACT INFORMATION
DWR_PRTY_DEMOG_ATTR	PARTY DEMOGRAPHY ATTRIBUTE

Table 3–1 (Cont.) Reference Tables

Table Name	Description
DWR_PRTY_DEMOG_GRP	PARTY DEMOGRAPHIC GROUP
DWR_PRTY_DEMOG_VAL	PARTY DEMOGRAPHY VALUE
DWR_QTR_HR	QUARTER HOUR
DWR_QTR_TODATE_TRANS	QUARTER TODATE TRANSFORMATION
DWR_QTR_TRANS	QUARTER TRANSFORMATION
DWR_RECIFE	RECIPE
DWR_RECIFE_INGREDIENT_ASGN	RECIPE INGREDIENT ASSIGNMENT
DWR_REFERRING_CTGRY	REFERRING CATEGORY
DWR_REFERRING_CTGRY_LVL	REFERRING CATEGORY LEVEL
DWR_REFERRING_SITE	REFERRING SITE
DWR_REFERRING_URL	REFERRING URL
DWR_RGN	REGION
DWR_RL_HRCHY	ROLES HIERARCHY
DWR_RLTD_ITEM ASSOCTN	RELATED ITEM ASSOCIATION
DWR_RNTL_SRVC	RENTAL SERVICE
DWR_RNTL_UNIT	RENTAL UNIT
DWR_RSTRCT_VALID_QUES	RESTRICTION VALIDATION QUESTION
DWR_RTL_TRX_DLVRY_PREF	RETAIL TRANSACTION DELIVERY PREFERENCE
DWR_RTL_TRX_DLVRY_PREF_ITEM	RETAIL TRANSACTION DELIVERY PREFERENCE ITEM
DWR_RTLR	RETAILER
DWR_RTLR_ASGN	RETAILER ASSIGNMENT
DWR_RTLR_BRND	RETAILER BRAND
DWR_RTLR_CLSTR	RETAILER CLUSTER
DWR_RTLR_CLSTR_ITEM_ASGN	RETAILER CLUSTER ITEM ASSIGNMENT
DWR_RTLR_CLSTR_RTLR_ASGN	RETAILER CLUSTER RETAILER ASSIGNMENT
DWR_RVN_CNTR	REVENUE CENTER
DWR_SB_BRND	SUB BRAND
DWR_SB_RGN	SUB REGION
DWR_SBRP	SUBSCRIPTION
DWR_SCND	SECOND
DWR_SEARCH	SEARCH
DWR_SEARCH_CTGRY	SEARCH CATEGORY
DWR_SEARCH_CTGRY_LVL	SEARCH CATEGORY LEVEL
DWR_SEASON	SEASON
DWR_SERVER	SERVER
DWR_SERVER_FARM	SERVER FARM
DWR_SHFT_DFFRNTL	SHIFT DIFFERENTIAL

Table 3-1 (Cont.) Reference Tables

Table Name	Description
DWR_SITE	SITE
DWR_SKU_ITEM	SKU ITEM
DWR_SKU_ITEM_BU_INV_RULE	SKU ITEM BUSINESS UNIT INVENTORY RULES
DWR_SKU_ITEM_CHOICE	SKU ITEM CHOICE
DWR_SKU_ITEM_COLLCTN	SKU ITEM COLLECTION
DWR_SKU_ITEM_CONSTRCTN	SKU ITEM CONSTRUCTION
DWR_SKU_ITEM_RECIPES_ASGN	SKU ITEM RECIPE ASSIGNMENT
DWR_SKU_ITEM_SBSTTN	SKU ITEM SUBSTITUTION
DWR_SKU_ITEM_SHLF_ATTR	SKU ITEM SHELF ATTRIBUTES
DWR_SKU_ITEM_VRTY_ASGN	SKU ITEM VARIETY ASSIGNMENT
DWR_SKU_ITEM_WT	SKU ITEM WEIGHT
DWR_SLNG_LOC	SELLING LOCATION
DWR_SLS_RSTRCT	SALES RESTRICTION
DWR_SOC_JOB	SOC JOB
DWR_SOC_JOB_CTGRY	SOC JOB CATEGORY
DWR_SOC_JOB_GRP	SOC JOB GROUP
DWR_SOC_JOB_MJR_GRP	SOC JOB MAJOR GROUP
DWR_SRLZD_ITEM	SERIALIZED ITEM
DWR_SRLZD_UNIT	SERIALIZED UNIT
DWR_SRVC_ITEM_PRVDR	SERVICE ITEM PROVIDER
DWR_SRVC_TERM	SERVICE TERM
DWR_STCK_ITEM_CONSMR_PROD_LBL	STOCK ITEM CONSUMER PRODUCT LABEL
DWR_STORE_FIN_LEDG_ACCT	STORE FINANCIAL LEDGER ACCOUNT
DWR_STORE_SAFE	STORE SAFE
DWR_SURVEY	SURVEY
DWR_SURVEY_QUES	SURVEY QUESTION
DWR_SURVEY_QUES_OPTION	SURVEY QUESTION OPTION
DWR_TARE	TARE
DWR_TASK	TASK
DWR_TASK_PREREQUISITE	TASK PREREQUISITE
DWR_TASK_SET	TASK SET
DWR_TAX_AUTH	TAX AUTHORITY
DWR_TAX_EXMPTN	TAX EXEMPTION
DWR_TAX_GRP_RULE	TAX GROUP RULE
DWR_TAX_RATE_RULE	TAX RATE RULE
DWR_TAXBL_GRP	TAXABLE GROUP
DWR_TCHPNT	TOUCHPOINT

Table 3-1 (Cont.) Reference Tables

Table Name	Description
DWR_TERM_CD	TERM CODE
DWR_TILL_LMT_RULE	TILL LIMIT RULE
DWR_TILL_TNDR_LMT_RULE_ASGN	TILL TENDER LIMIT RULE ASSIGNMENT
DWR_TILL_WRKSTN_ASGN	TILL WORKSTATION ASSIGNMENT
DWR_TIME_PLNG_SEASON_TD_BY_WK	TIME PLANNING SEASON TODATE BY WEEK
DWR_TIME_STNDRD_BY_DAY	TIME STANDARD BY DAY
DWR_TIME_STNDRD_BY_WK	TIME STANDARD BY WEEK
DWR_TIME_ZN	TIME ZONE
DWR_TNDR	TENDER
DWR_TNDR_ACCT_APRVL_REF	TENDER ACCOUNT APPROVAL REFERENCE
DWR_TNDR_ATHRZN_TRML_SFTWR_VSN	TENDER AUTHORIZATION TERMINAL SOFTWARE VERSION
DWR_TNDR_ATHRZTN_TRML	TENDER AUTHORIZATION TERMINAL
DWR_TNDR_RPSTRY	TENDER REPOSITORY
DWR_TNDR_RPSTRY_TNDR_ACCT	TENDER REPOSITORY TENDER ACCOUNT
DWR_TOT_TIME	TOTAL TIME
DWR_TRD_AREA	TRADE AREA
DWR_TRD_AREA_COVRG	TRADE AREA COVERAGE
DWR_UOM_CONVRSN	UNIT OF MEASURE CONVERSION
DWR_USER	USER
DWR_VAL_MSR	VALUE MEASURE
DWR_VALID_QUES_ASGN	VALIDATION QUESTION ASSIGNMENT
DWR_VISITOR	VISITOR
DWR_VNDR	VENDOR
DWR_VNDR_APNMNT	VENDOR APPOINTMENT
DWR_VNDR_CARRIER_ASGN	VENDOR CARRIER ASSIGNMENT
DWR_VNDR_CNRT	VENDOR CONTRACT
DWR_VNDR_FCTR_CMPNY_ASGN	VENDOR FACTOR COMPANY ASSIGNMENT
DWR_VNDR_ITEM	VENDOR ITEM
DWR_VNDR_ITEM_BSNS_UNIT_ASGN	VENDOR ITEM BUSINESS UNIT ASSIGNMENT
DWR_VNDR_ITEM_SKU_ASGN	VENDOR ITEM SKU ASSIGNMENT
DWR_VNDR_MNFCTR_BRND	VENDOR MANUFACTURER BRAND
DWR_VNDR_SITE	VENDOR SITE
DWR_VNDR_SITE_ADDR	VENDOR SITE ADDRESS
DWR_VNDR_SITE_CARRIER_ASGN	VENDOR SITE CARRIER ASSIGNMENT
DWR_VNDR_SKU_BSNS_UNIT_ASGN	VENDOR SKU BUSINESS UNIT ASSIGNMENT
DWR_VRTY	VARIETY
DWR_WBSITE_RESRE	WEBSITE RESOURCE

Table 3–1 (Cont.) Reference Tables

Table Name	Description
DWR_WBSITE_USER	WEBSITE USER
DWR_WKDAY	WEEKDAY
DWR_WK_TODATE_TRANS	WEEK TODATE TRANSFORMATION
DWR_WK_TRANS	WEEK TRANSFORMATION
DWR_WRK_LOC	WORK LOCATION
DWR_WRKSTN_DISP	WORKSTATION DISPLAY
DWR_WRKSTN_GRP	WORKSTATION GROUP
DWR_WRKSTN_LOC_ASGN	WORKSTATION LOCATION ASSIGNMENT
DWR_YR_TRANS	YEAR TRANSFORMATION

Lookup Tables

The Lookup tables are listed in [Table 3–2](#).

Table 3–2 Lookup Tables

Table Name	Description
DWL_ACCT_TYP	ACCOUNT TYPE
DWL_ACTVTY_RQST_TYP	ACTIVITY REQUEST TYPE
DWL_ADDR_LOC_TYP	ADDRESS LOCATION TYPE
DWL_ADDR_TYP	ADDRESS TYPE
DWL_ADDR_VRFY_TYP	ADDRESS VERIFICATION TYPE
DWL_ADJ_TYP	ADJUSTMENT TYPE
DWL_AGE_GRP	AGE GROUP
DWL_APNMNT_MTNG_TYP	APPOINTMENT MEETING TYPE
DWL_APNMNT_TYP	APPOINTMENT TYPE
DWL_ASSTS_TYP	ASSETS TYPE
DWL_ATHRZTN_MTHD	AUTHORIZATION METHOD
DWL_BSNS_LEGAL_STAT	BUSINESS LEGAL STATUS
DWL_BSNS_UNIT_TYP	BUSINESS UNIT TYPE
DWL_BSNS_UNIT_USG_TYP	BUSINESS UNIT USAGE TYPE
DWL_CALL_CNTR_AGNT_TYP	CALL CENTER AGENT TYPE
DWL_CALL_CNTR_CASE_SB_TYP	CALL CENTER CASE SUB TYPE
DWL_CALL_CNTR_CASE_TYP	CALL CENTER CASE TYPE
DWL_CARD_HLDR_VRFY_TYP	CARD HOLDER VERIFICATION TYPE
DWL_CARD_TYP	CARD TYPE
DWL_CHNL_TYP	CHANNEL TYPE
DWL_CLASS	CLASS
DWL_CLNDR_TYP	CALENDAR TYPE
DWL_CLNT_TYP	CLIENT TYPE

Table 3–2 (Cont.) Lookup Tables

Table Name	Description
DWL_CNRT_STAT_RSN	CONTRACT STATUS REASON
DWL_CNRT_STAT_TYP	CONTRACT STATUS TYPE
DWL_CNRT_TERM_TYP	CONTRACT TERM TYPE
DWL_CNRT_TYP	CONTRACT TYPE
DWL_CNTRL_TRX_TYP	CONTROL TRANSACTION TYPE
DWL_COATING	COATING
DWL_COLOR	COLOR
DWL_COLOR_LST_AGENCY	COLOR LIST AGENCY
DWL_COLOR_PALETTE	COLOR PALETTE
DWL_COMUNICTN_TYP	COMMUNICATION TYPE
DWL_COST_PER_UNIT_TYP	COST PER UNIT TYPE
DWL_COST_RSN	COST REASON
DWL_COST_SUBTYP	COST SUBTYPE
DWL_COST_TYP	COST TYPE
DWL_CPN_SCAN	COUPON SCAN
DWL_CPN_TYP	COUPON TYPE
DWL_CRNCY	CURRENCY
DWL_CRTFCT_TYP	CERTIFICATE TYPE
DWL_CUST_OCCSN_TYP	CUSTOMER OCCASION TYPE
DWL_CUST_PCKUP_TYP	CUSTOMER PICKUP TYPE
DWL_CUST_RLTN_TYP	CUSTOMER RELATIONSHIP TYPE
DWL_CUST_TYP	CUSTOMER TYPE
DWL_DENMTN	DENOMINATION
DWL_DISBRSMNT_FND_RCPT_RSN	DISBURSEMENT FUNDS RECEIPT REASON
DWL_DISC_TYP	DISCOUNT TYPE
DWL_DISC_TYP_GRP	DISCOUNT TYPE GROUP
DWL_DOMAIN_TYP	DOMAIN TYPE
DWL_DPST_RDMPSTN_TYP	DEPOSIT REDEMPTION TYPE
DWL_DSPSTN_TYP	DISPOSITION TYPE
DWL_DSTN_TYP	DESTINATION TYPE
DWL_DYE	DYE
DWL_EDU_LVL	EDUCATION
DWL_EMP_CRTFCTN_TYP	EMPLOYEE CERTIFICATION TYPE
DWL_EMP_TIME_ACCRUAL_TYP	EMPLOYEE TIME ACCRUAL TYPE
DWL_EMP_TYP	EMPLOYEE TYPE
DWL_ENTRY_MTHD	ENTRY METHOD
DWL_ENV_TYP	ENVIRONMENT TYPE

Table 3–2 (Cont.) Lookup Tables

Table Name	Description
DWL_EQPMNT_TYP	EQUIPMENT TYPE
DWL_EXP_TYP	EXPENSE TYPE
DWL_FABRIC	FABRIC
DWL_FIBER	FIBER
DWL_FNCTN_CD	FUNCTION CODE
DWL_FUEL_SL_STAT	FUEL SALE STATUS
DWL_GFT_CRFTCT_TYP	GIFT CERTIFICATE TYPE
DWL_GL_ACCT_ASGN_TYP	GL ACCOUNT ASSIGNMENT TYPE
DWL_GL_ACCT_TYP	GL ACCOUNT TYPE
DWL_GL_SGMNT_TYP	GL SEGMENT TYPE
DWL_GNDR	GENDER
DWL_HRS_TYP	HOURS TYPE
DWL_HZRDS_MTRL_TYP	HAZARDOUS MATERIAL TYPE
DWL_ICD_ASGN_RSN	ICD ASSIGNMENT REASON
DWL_ICD_ASGN_TYP	ICD ASSIGNMENT TYPE
DWL_IMPRESSION_EVT_TYP	IMPRESSION EVENT TYPE
DWL_INTRACN_CHNL	INTERACTION CHANNEL
DWL_INTRACN_CHNL_TYP	INTERACTION CHANNEL TYPE
DWL_INTRACN_DRCTN	INTERACTION DIRECTION
DWL_INTRACN_RSLT_TYP	INTERACTION RESULT TYPE
DWL_INTRACN_RSN	INTERACTION REASON
DWL_INTRACN_STAT	INTERACTION STATUS
DWL_INTRACN_THRD_STAT	INTERACTION THREAD STATUS
DWL_INTRACN_TYP	INTERACTION TYPE
DWL_INV_ACCT_MTHD	INVENTORY ACCOUNTING METHOD
DWL_INV_CNDTN	INVENTORY CONDITION
DWL_INV_DOC_LI_TYP	INVENTORY CONTROL DOCUMENT LINE ITEM TYPE
DWL_INV_DOC_TYP	INVENTORY DOCUMENT TYPE
DWL_INV_LOC_TYP	INVENTORY LOCATION TYPE
DWL_INV_STAT	INVENTORY STATUS
DWL_INV_STATE	INVENTORY STATE
DWL_INV_TYP	INVENTORY TYPE
DWL_ISSUE_TYP	ISSUE TYPE
DWL_ITEM_CLSTR_TYP	ITEM CLUSTER TYPE
DWL_ITEM_LKUP_MTHD	ITEM LOOKUP METHOD
DWL_ITEM_STATE	ITEM STATE
DWL_JB_RL	JOB ROLES

Table 3–2 (Cont.) Lookup Tables

Table Name	Description
DWL_KNWN_SRC_TYP	KNOWN SOURCE TYPE
DWL_LANG	LANGUAGE
DWL_LBL_TYP	LABEL TYPE
DWL_LCL_AUTH_TYP	LOCAL AUTHORITY TYPE
DWL_LFCL_TYP	LIFECYCLE TYPE
DWL_LIAB_TYP	LIABILITY TYPE
DWL_LOC_TYP	LOCATION TYPE
DWL_LTTR_TYP	LETTER TYPE
DWL_MBRSHIP_TYP	MEMBERSHIP TYPE
DWL_MEDIA_TYP	MEDIA TYPE
DWL_MISCLNS_LI_TYP	MISCELLANEOUS LINE ITEM TYPE
DWL_MLTP_L_TNDR_CLASS	MULTIPLE TENDER CLASS
DWL_MNFCTR_TYP	MANUFACTURER TYPE
DWL_MRTL_STAT	MARITAL STATUS
DWL_NTNLTY	NATIONALITY
DWL_ORDR_CTGRY_TYP	ORDER CATEGORY TYPE
DWL_ORDR_LI_STATE_TYP	ORDER LINE ITEM STATE TYPE
DWL_ORDR_LI_TYP	ORDER LINE ITEM TYPE
DWL_ORDR_SRC	ORDER SOURCE TYPE
DWL_ORDR_STAT	ORDER STATUS
DWL_ORDR_STAT_TYP	ORDER STATUS TYPE
DWL_ORDR_STATE	ORDER STATE
DWL_ORDR_TYP	ORDER TYPE
DWL_ORG_LVL_TYP	ORGANIZATION LEVEL TYPE
DWL_ORG_TYP	ORGANIZATION TYPE
DWL_PAY_CTGRY	PAY CATEGORY
DWL_PAY_TYP	PAY TYPE
DWL_PLAN_TYP	PLAN TYPE
DWL_PNLTY_MTHD	PENALTY METHOD
DWL_POS_IDNT_TYP	POS IDENTITY TYPE
DWL_POSTL_SRVC_TYP	POSTAL SERVICE TYPE
DWL_PRD_TYP	PERIOD TYPE
DWL_PREF_TYP	PREFERENCE TYPE
DWL_PRICE_LST	PRICE LIST
DWL_PRICE_TYP	PRICE TYPE
DWL_PRMTN_PROD_TYP	PROMOTION PRODUCT TYPE
DWL_PRMTN_TYP	PROMOTION TYPE

Table 3–2 (Cont.) Lookup Tables

Table Name	Description
DWL_PROD TN_ITEM_CONVBL_TYP	PRODUCTION ITEM CONVEYABLE TYPE
DWL_PRSNL_ID_REQD_TYP	PERSONAL ID REQUIRED TYPE
DWL_PRTY_ASGN_RSN	PARTY ASSIGNMENT REASON
DWL_PRTY_ASGN_TYP	PARTY ASSIGNMENT TYPE
DWL_PRTY_CNCT_INFO_TYP	PARTY CONTACT INFORMATION TYPE
DWL_PRTY_INTRACN_THRD_TYP	PARTY INTERACTION THREAD TYPE
DWL_PRTY_STAT_CD	PARTY STATUS CODE
DWL_PRTY_STAT_CTGRY	PARTY STATUS CATEGORY
DWL_PRTY_STAT_TYP	PARTY STATUS TYPE
DWL_PRTY_TYP	PARTY TYPE
DWL_RELIGIOUS_AFFLTN	RELIGIOUS AFFILIATION
DWL_RETRN_TYP	RETURN TYPE
DWL_RFMP_MTHD	RFMP METHOD
DWL_RLTD_ITEM ASSOCTN_TYP	RELATED ITEM ASSOCIATION TYPE
DWL_RQST_ORIGIN	REQUEST ORIGIN TYPE
DWL_RSN	REASON
DWL_RSN_CTGRY	REASON CATEGORY
DWL_RTL_TRX_LI_ASGN_TYP	RETAIL TRANSACTION LINE ITEM ASSIGNMENT TYPE
DWL_RTL_TRX_LI_GRP_TYP	RETAIL TRANSACTION LINE ITEM GROUP TYPE
DWL_RTL_TRX_LI_TYP	RETAIL TRANSACTION LINE ITEM TYPE
DWL_RTL_TYP	RETAIL TYPE
DWL_SCRTY_CLASS	SECURITY CLASS
DWL_SCRTY_REQD_TYP	SECURITY REQUIRED TYPE
DWL_SRLZD_UNIT_TYP	SERIALIZED UNIT TYPE
DWL_SERVER_STAT	SERVER STATUS
DWL_SESSION_TYP	SESSION TYPE
DWL_SHFT_TYP	SHIFT TYPE
DWL_SHPMNT_MTHD	SHIPMENT METHOD
DWL_SHPMNT_PRIORITY	SHIPMENT PRIORITY
DWL_SKU_ITEM_STYLE	SKU ITEM STYLE
DWL_SKU_ITEM_TYP	SKU ITEM TYPE
DWL_SL ASSOCT_ACTN	SALES ASSOCIATE ACTION
DWL_SL_OR_RETRN_ACTN	SALE OR RETURN ACTION
DWL_SL_WT_OR_UNIT_CNT	SALE WEIGHT OR UNIT COUNT
DWL_SLNG_LOC_TYP	SELLING LOCATION TYPE
DWL_SLNG_STAT	SELLING STATUS
DWL_SRVC_TYP	SERVICE TYPE

Table 3–2 (Cont.) Lookup Tables

Table Name	Description
DWL_STAT	STATUS
DWL_STAT_RSN	STATUS REASON
DWL_STAT_TYP	STATUS TYPE
DWL_STCK_ITEM_TYP	STOCK ITEM TYPE
DWL_SZ	SIZE
DWL_SZ_TYP	SIZE TYPE
DWL_TAX_LVL_TYP	TAX LEVEL TYPE
DWL_TAX_RATE_CLASS	TAX RATE CLASS
DWL_TAX_RSLT_TYP	TAX RESULT TYPE
DWL_TAX_THRSHLD_TYP	TAX THRESHOLD TYPE
DWL_TAX_TYP	TAX TYPE
DWL_TILL_LMT_TYP	TILL LIMIT TYPE
DWL_TILL_MOVEMENT_DRCTN	TILL MOVEMENT DIRECTION
DWL_TNDR_CLASS	TENDER CLASS
DWL_TNDR_RPSTRY_CLASS	TENDER REPOSITORY CLASS
DWL_TRNSFR_TYP	TRANSFER TYPE
DWL_TRX_ASGN_TYP	TRANSACTION ASSIGNMENT TYPE
DWL_TRX_CTGRY	TRANSACTION CATEGORY
DWL_TRX_TYP	TRANSACTION TYPE
DWL_UOM	UNIT OF MEASURE
DWL_UOM_TYP	UNIT OF MEASURE TYPE
DWL_VAL_TYP	VALUE TYPE
DWL_VISITOR_TYP	VISITOR TYPE
DWL_VNDR_CLASS	VENDOR CLASS
DWL_VNDR_ITEM_CPU_TYP	VENDOR ITEM COST PER UNIT TYPE
DWL_VNDR_RTNG_TYP	VENDOR RATING TYPE
DWL_VRTY_TYP	VARIETY TYPE
DWL_WBSITE_RESRE_TYP	WEBSITE RESOURCE TYPE
DWL_WEAVE	WEAVE
DWL_WF_CUST_TYP	WF CUSTOMER TYPE
DWL_WRK_HR_TYP	WORK HOUR TYPE
DWL_WRKSTN_LOC_TYP	WORKSTATION LOCATION TYPE
DWL_WRNTY_TYP	WARRANTY TYPE

Base Tables

The Base tables are listed in [Table 3–3](#).

Table 3-3 Base Tables

Table Name	Description
DWB_ADDR_LOC_STAT_HIST	ADDRESS LOCATION STATUS HISTORY
DWB_BUMP_BR_EQPMNT_STSTCS_RDNG	BUMP BAR EQUIPMENT STATISTICS READING
DWB_CRTFCT_ESCHTD_DAY	CERTIFICATE ESCHEATED DAY
DWB_CNTRL_TRX	CONTROL TRANSACTION
DWB_COST	COST
DWB_COST_CNTR_BDGT	COST CENTER BUDGET
DWB_COST_VALTN_LDGR_ACCT_HIST	COST VALUATION LEDGER ACCOUNT HISTORY
DWB_CRTFCT_LI	CERTIFICATE LINE ITEM
DWB_CS_DRWR_EQPMNT_STSTCS_RDNG	CASH DRAWER EQUIPMENT STATISTICS READING
DWB_CUST_INFO_LI	CUSTOMER INFORMATION LINE ITEM
DWB_CUST_INVC	CUSTOMER INVOICE
DWB_CUST_INVC_ITEM	CUSTOMER INVOICE ITEM
DWB_CUST_ORDR	CUSTOMER ORDER
DWB_CUST_ORDR_CNTRL_TRX	CUSTOMER ORDER CONTROL TRANSACTION
DWB_CUST_ORDR_CNTRL_TRX_LI	CUSTOMER ORDER CONTROL TRANSACTION LINE ITEM
DWB_CUST_ORDR_LI	CUSTOMER ORDER LINE ITEM
DWB_CUST_ORDR_LI_STATE	CUSTOMER ORDER LINE ITEM STATE
DWB_CUST_ORDR_STATE	CUSTOMER ORDER STATE
DWB_CUST_ORDR_TAX_EXMPTN_MDFR	CUSTOMER ORDER TAX EXEMPTION MODIFIER
DWB_CUST_ORDR_TAX_OVERRD_MDFR	CUSTOMER ORDER TAX OVERRIDE MODIFIER
DWB_CUST_PYMT	CUSTOMER PAYMENT
DWB_CUST_RNTL_ACCT_HIST	CUSTOMER RENTAL ACCOUNT HISTORY
DWB_CUST_STAT	CUSTOMER STATUS
DWB_DEAL_VNDR_ITEM_ASGN	DEAL VENDOR ITEM ASSIGNMENT
DWB_DEAL_VNDR_ITEM_COST_BRK	DEAL VENDOR ITEM COST BREAK
DWB_DISC_LI	DISCOUNT LINE ITEM
DWB_DPST_RDMPN_LI	DEPOSIT REDEMPTION LINE ITEM
DWB_DVC_EVT	DEVICE EVENT
DWB_EMP_ACT_LBR_HRLY	EMPLOYEE ACTUAL LABOR HOURLY
DWB_EMP_ACT_LBR_SAL	EMPLOYEE ACTUAL LABOR SALARIED
DWB_EMP_DISC_SL_HIST	EMPLOYEE DISCOUNTED SALES HISTORY
DWB_EMP_JB_RL_ASGN	EMPLOYEE JOB ROLE ASSIGNMENT
DWB_EMP_POSN_ASGN	EMPLOYEE POSITION ASSIGNMENT
DWB_EMP_PUNCH	EMPLOYEE PUNCH
DWB_EMP_SERVER_ASGN	EMPLOYEE SERVER ASSIGNMENT
DWB_EMP_TIME_ACCRUAL_HIST	EMPLOYEE TIME ACCRUAL HISTORY
DWB_EMP_TIME_PUNCH_ENTRY	EMPLOYEE TIME PUNCH ENTRY

Table 3-3 (Cont.) Base Tables

Table Name	Description
DWB_EMP_TRNG_REC	EMPLOYEE TRAINING RECORD
DWB_EVT	EVENT
DWB_EVT_PRTY_INTRACN_PRTCPTN	EVENT PARTY INTERACTION PARTICIPATION
DWB_EXCHNG_RATE_CRNCY_DAY	EXCHANGE RATE CURRENCY DAY
DWB_EXTRNL_DEPOS_TNDR_HIST	EXTERNAL DEPOSITORY TENDER HISTORY
DWB_FCL_PTR_EQPMNT_STSTCS_RDNG	FISCAL PRINTER EQUIPMENT STATISTICS READING
DWB_FLEET_MGMT	FLEET MANAGEMENT
DWB_FLFLMNT_ACKNLGMNT_LI	FULFILLMENT ACKNOWLEDGMENT LINE ITEM
DWB_FOOD_SRVC_TRX	FOOD SERVICE TRANSACTION
DWB_FORECOURT_TRX	FORECOURT TRANSACTION
DWB_FRCST_ITEM_ORG_HRCHY_WK	SALES FORECAST ITEM ORG HIERARCHY WEEK
DWB_FRGHT_DOC	FREIGHT DOCUMENT
DWB_FUELING_TRX	FUELING TRANSACTION
DWB_GL_BAL	GL BALANCE
DWB_GL_JE_LN_SBLDGR_ASGN	GL JE LINE SUBLEDGER ASSIGNMENT
DWB_GL_JRNL_ENTRY	GL JOURNAL ENTRY
DWB_GL_JRNL_ENTRY_BTCH	GL JOURNAL ENTRY BATCH
DWB_GL_JRNL_ENTRY_LN	GL JOURNAL ENTRY LINE
DWB_GL_SBLDGR_JRNL_ENTRY	GL SUBLEDGER JOURNAL ENTRY
DWB_GL_SBLDGR_JRNL_ENTRY_LN	GL SUBLEDGER JOURNAL ENTRY LINE
DWB_ICD_LI_ASGN	ICD LINE ITEM ASSIGNMENT
DWB_ICD_MRCHNDS_LI_MDFR	ICD MERCHANDISE LINE ITEM MODIFIER
DWB_ICD_MRCHNDS_TAX_LI	ICD MERCHANDISE TAX LINE ITEM
DWB_ICD_TAX_EXMPTN_MDFR	ICD TAX EXEMPTION MODIFIER
DWB_IMPRESSION	IMPRESSION
DWB_INV_ADJ_DOC	INVENTORY ADJUSTMENT DOCUMENT
DWB_INV_ADJ_DOC_LI	INVENTORY ADJUSTMENT DOCUMENT LINE ITEM
DWB_INV_CNTRL_DOC	INVENTORY CONTROL DOCUMENT
DWB_INV_CNTRL_DOC_ASGN	INVENTORY CONTROL DOCUMENT ASSIGNMENT
DWB_INV_CNTRL_DOC_LI	INVENTORY CONTROL DOCUMENT LINE ITEM
DWB_INV_ITEM_STATE	INVENTORY ITEM STATE
DWB_INV_SPACE_ALCTN	INVENTORY SPACE ALLOCATION
DWB_ITEM_INV_JRNL_ENTRY	ITEM INVENTORY JOURNAL ENTRY
DWB_JB_ALCTN	JOB ALLOCATION
DWB_KEY_LCK_EQPMNT_STSTCS_RDNG	KEY LOCK EQUIPMENT STATISTICS READING
DWB_LN_DSPL_EQPMNT_STSTCS_RDNG	LINE DISPLAY EQUIPMENT STATISTICS READING
DWB_LYLTY_RWRD_LI	LOYALTY REWARD LINE ITEM

Table 3-3 (Cont.) Base Tables

Table Name	Description
DWB_MICR_EQPMNT_STTSTCS_RDNG	MICR EQUIPMENT STATISTICS READING
DWB_MISCLNS_FEE_LI	MISCELLANEOUS FEE LINE ITEM
DWB_MISS_SCHL	MISSED SCHEDULE
DWB_MKT_SLS_ITEM_LVL_WK	MARKET SALES ITEM WEEK
DWB_MNFCTR_INV_ITEM_STATE	MANUFACTURER INVENTORY ITEM STATE
DWB_MNFCTR_SKU_IM_SLNG_PRC_HST	MANUFACTURER SKU ITEM SELLING PRICE HISTORY
DWB_MTN_SNSR_EQPMT_STTSTCS_RDNG	MOTION SENSOR EQUIPMENT STATISTICS READING
DWB_NOZZLE_HIST	NOZZLE HISTORY
DWB_ORDR	ORDER
DWB_ORDR_LI	ORDER LINE ITEM
DWB_ORDR_LI_STATE	ORDER LINE ITEM STATE
DWB_ORG_BSNS_UNIT_TRFC	ORGANIZATION BUSINESS UNIT TRAFFIC
DWB_PAY_DTL	PAY DETAIL
DWB_PAYBL_INVC	PAYABLE INVOICE
DWB_PAYBL_INVC_ITEM	PAYABLE INVOICE ITEM
DWB_PCHSE_ORDR	PURCHASE ORDER
DWB_PCHSE_ORDR_LI	PURCHASE ORDER LINE ITEM
DWB_PCHSE_ORDR_LI_STATE	PURCHASE ORDER LINE ITEM STATE
DWB_PCHSE_ORDR_STATE	PURCHASE ORDER STATE
DWB_PHY_CNT_DOC	PHYSICAL COUNT DOCUMENT
DWB_PHY_CNT_DOC_LI	PHYSICAL COUNT DOCUMENT LINE ITEM
DWB_PINPAD_EQPMNT_STTSTCS_RDNG	PINPAD EQUIPMENT STATISTICS READING
DWB_POS_KEYBD_EQPMT_STSTS_RDNG	POS KEYBOARD EQUIPMENT STATISTICS READING
DWB_POS_PRNTR_EQPMT_STSTS_RDNG	POS PRINTER EQUIPMENT STATISTICS READING
DWB_PRICE_LN	PRICE LINE
DWB_PRICE_MODIFICATION_LI	PRICE MODIFICATION LINE ITEM
DWB_PRMTN_HIST	PROMOTION HISTORY
DWB_PRMTN_MEDIA_COST	PROMOTION MEDIA COST
DWB_PRTY_INTRACN_CALL_EVT	PARTY INTERACTION CALL EVENT
DWB_PRTY_INTRACN_EML_EVT	PARTY INTERACTION EMAIL EVENT
DWB_PRTY_INTRACN_LTR_EVT	PARTY INTERACTION LETTER EVENT
DWB_PRTY_INTRACN_THRD	PARTY INTERACTION THREAD
DWB_PRTY_INTRACN_THRD_EVT_ASGN	PARTY INTERACTION THREAD EVENT ASSIGNMENT
DWB_PRTY_INTRCN_THRD_STAT_HIST	PARTY INTERACTION THREAD STATUS HISTORY
DWB_PRTY_INTRACN_VST_EVT	PARTY INTERACTION VISIT EVENT
DWB_PRTY_STAT_HIST	PARTY STATUS HISTORY
DWB_PYMT_ON_ACCT_LI	PAYMENT ON ACCOUNT LINE ITEM

Table 3–3 (Cont.) Base Tables

Table Name	Description
DWB_RESERVATION	RESERVATION
DWB_RNDNG_LI	ROUNDING LINE ITEM
DWB_RTL_SL_LI_AUDIT	RETAIL SALE LINE ITEM AUDIT
DWB_RTL_SL_RTRN_LI	RETAIL SALE RETURN LINE ITEM
DWB_RTL_TNDR_LI	RETAIL TENDER LINE ITEM
DWB_RTL_TNDR_LI_AUDIT	RETAIL TENDER LINE ITEM AUDIT
DWB_RTL_TRX	RETAIL TRANSACTION
DWB_RTL_TRX ASSOCT_ASGN	RETAIL TRANSACTION ASSOCIATE ASSIGNMENT
DWB_RTL_TRX_DISC_LI_AUDIT	RETAIL TRANSACTION DISCOUNT LINE ITEM AUDIT
DWB_RTL_TRX_LI	RETAIL TRANSACTION LINE ITEM
DWB_RTL_TRX_LI_ASGN	RETAIL TRANSACTION LINE ITEM ASSIGNMENT
DWB_RTL_TRX_LI_GRP	RETAIL TRANSACTION LINE ITEM GROUP
DWB_RTL_TRX_MISC_LI	RETAIL TRANSACTION MISC LINE ITEM
DWB_RTL_TRX_SHPMNT	RETAIL TRANSACTION SHIPMENT
DWB_RTL_TRX_SHPMNT_ITEM	RETAIL TRANSACTION SHIPMENT ITEM
DWB_RTL_VALTN_LDGR_ACCT_HIST	RETAIL VALUATION LEDGER ACCOUNT HISTORY
DWB_RTLR_PYMT	RETAILER PAYMENT
DWB_RTLR_VNDR_ASGND_STAT	RETAILER VENDOR ASSIGNED STATUS
DWB_SCHL_EVT	SCHEDULE EVENT
DWB_SCL_EQPMNT_STTSTCS_RDNG	SCALE EQUIPMENT STATISTICS READING
DWB_SCNR_EQPMNT_STTSTCS_RDNG	SCANNER EQUIPMENT STATISTICS READING
DWB_SERVER_STAT_HIST	SERVER STATUS HISTORY
DWB_SESSION	SESSION
DWB_SGNTR_EQMT_CPTR_STSTS_RDNG	SIGNATURE EQUIPMENT CAPTURE STATISTICS READING
DWB_SKU_ITEM_BU_SLNG_PRC	SKU ITEM BUSINESS UNIT SELLING PRICE
DWB_SKU_ITEM_SLNG_PRICE	SKU ITEM SELLING PRICE
DWB_SKU_ITEM_SLNG_PRICE_HIST	SKU ITEM SELLING PRICE HISTORY
DWB_SL_METER_RDNG	SALES METER READING
DWB_SL_PLAN_ITEM_ORG_HRCHY_WK	SALES PLAN ITEM ORG HIERARCHY WEEK
DWB_SL_RETRN_TAX_OVRRD_MDFR	SALE RETURN TAX OVERRIDE MODIFIER
DWB_SRLZD_UNIT_MDFR	SERIALIZED UNIT MODIFIER
DWB_STCK_LDGR_ACCT_HIST	STOCK LEDGER ACCOUNT HISTORY
DWB_STCK_LDGR_JRNL_ENTRY	STOCK LEDGER JOURNAL ENTRY
DWB_STCK_METER_RDNG	STOCK METER READING
DWB_SURVEY_RESPN_DTL	SURVEY RESPONSE DETAIL
DWB_SURVEY_RESPN_HDR	SURVEY RESPONSE HEADER
DWB_TANK_RDNG	TANK READING

Table 3–3 (Cont.) Base Tables

Table Name	Description
DWB_TANK_TEMP_RDNG	TANK TEMPERATURE READING
DWB_TAX_LI	TAX LINE ITEM
DWB_TAX_LI_AUDIT	TAX LINE ITEM AUDIT
DWB_TILL_HIST	TILL HISTORY
DWB_TILL_TAX_HIST	TILL TAX HISTORY
DWB_TILL_TNDR_HIST	TILL TENDER HISTORY
DWB_TIME_PUNCH_APRVL	TIME PUNCH APPROVAL
DWB_TIME_PUNCH_CORRECTION	TIME PUNCH CORRECTION
DWB_TNDR_ATHRZTN	TENDER AUTHORIZATION
DWB_TNDR_ATHRZTN_REVERSAL	TENDER AUTHORIZATION REVERSAL
DWB_TNDR_CNTRL_TRX	TENDER CONTROL TRANSACTION
DWB_TNDR_CNTRL_TRX_TNDR_LI	TENDER CONTROL TRANSACTION TENDER LINE ITEM
DWB_TNDR_LI_DENMTN	TENDER LINE ITEM DENOMINATION
DWB_TONE_IND_EQPMT_STSTCS_RDNG	TONE INDICATOR EQUIPMENT STATISTICS READING
DWB_TRMS_MASTER	TERMS MASTER
DWB_TRX_ASGN	TRANSACTION ASSIGNMENT
DWB_VDR_ITM_CTLG_BASE_COST_BRK	VENDOR ITEM CATALOG BASE COST BREAK
DWB_VNDR_ITEM_CTLG_BASE_COST	VENDOR ITEM CATALOG BASE COST
DWB_VNDR_RTNG	VENDOR RATING
DWB_VNDR_SKU_COST_DAY	VENDOR SKU COST PROFIT DAY
DWB_VNDR_STAT	VENDOR STATUS
DWB_VOID_LI	VOIDS LINE ITEM

Derived Tables

Table 3–4 lists the derived tables. The source and target tables and the scripts that populate the derived tables are described in "Intra-ETL Packages for Populating Derived Tables".

Table 3–4 Derived Tables

Table Name	Description
DWD_ACCT_PAYBL_DAY	ACCOUNT PAYABLE DAY DERIVED
DWD_ACCT_RCVBL_DAY	ACCOUNT RECEIVABLE DAY DERIVED
DWD_ACTVTY_RQST_DAY	ACTIVITY REQUEST DAY DERIVED
DWD_ASSTS_DAY	ASSETS DAY DERIVED
DWD_CARRIER_CMLPNC_DAY	CARRIER COMPLIANCE DAY DERIVED
DWD_COST_DAY	COST DAY DERIVED
DWD_CRTFCT_ACTVTY_TRX	CERTIFICATE ACTIVITY TRANSACTION DERIVED
DWD_CUST_EMP_RLTNSHP_DAY	CUSTOMER EMPLOYEE RELATIONSHIP DAY DERIVED

Table 3–4 (Cont.) Derived Tables

Table Name	Description
DWD_CUST_ORDR_LI_STATE	CUSTOMER ORDER LINE ITEM STATE DERIVED
DWD_CUST_RFMP_SCR	CUSTOMER RFMP SCORE
DWD_CUST_SKU_SL_RETRN_DAY	CUSTOMER SKU SALE RETURN DAY DERIVED
DWD_CUST_TYP_ORDR_ITEM_DAY	CUSTOMER TYPE ORDER ITEM DAY DERIVED
DWD_EMP_LBR	EMPLOYEE LABOR DERIVED
DWD_EMP_WG_PYMT_DAY	EMPLOYEE WAGE PAYMENT DAY DERIVED
DWD_INV_ADJ_ITEM_DAY	INVENTORY ADJUSTMENT ITEM DAY DERIVED
DWD_INV_POSN_ITEM_DAY	INVENTORY POSITION ITEM DAY DERIVED
DWD_INV_RCPT_ITEM_DAY	INVENTORY RECEIPT ITEM DAY DERIVED
DWD_INV_UNAVL_ITEM_DAY	INVENTORY UNAVAILABLE ITEM DAY DERIVED
DWD_INV_VNDR_CMPLNC_DAY	INVENTORY VENDOR COMPLIANCE DAY DERIVED
DWD_INV_XFER_ITEM_DAY	INVENTORY TRANSFER ITEM DAY DERIVED
DWD_LIAB_DAY	LIABILITY DAY DERIVED
DWD_ORG_BSNS_UNT_HRS_DAY	ORGANIZATION BUSINESS UNIT HOURS DAY DERIVED
DWD_ORG_BSNS_UNT_TRFC_DAY	ORGANIZATION BUSINESS UNIT TRAFFIC DAY DERIVED
DWD_PCHSE_ORDR_LI_STATE	PURCHASE ORDER LINE ITEM STATE DERIVED
DWD_PCHSE_ORDR_STATE	PURCHASE ORDER STATE DERIVED
DWD_POS_CNTRL	POS CONTROL
DWD_POS_RTL	POS RETAIL
DWD_POS_STORE_FINCL	POS STORE FINANCIAL
DWD_POS_TNDR_FLOW	POS TENDER FLOW
DWD_RTL_MRKDN_ITEM_DAY	RETAIL MARKDOWN ITEM DAY DERIVED
DWD_RTL_SL_RETRN_ITEM_DAY	RETAIL SALE RETURN ITEM DAY DERIVED
DWD_RTL_TNDR_HIST	RETAIL TENDER HISTORY DERIVED
DWD_RTL_TRX_EMP_WRKSTN_DAY	RETAIL TRANSACTION EMP WORKSTATION DAY DERIVED
DWD_RTV_ITEM_DAY	RETURN TO VENDOR ITEM DAY DERIVED
DWD_SPACE_UTLZTN_ITEM_DAY	SPACE UTILIZATION ITEM DAY DERIVED
DWD_TILL	TILL DERIVED
DWD_VNDR_CMPLNC_ITEM_DAY	VENDOR COMPLIANCE ITEM DAY DERIVED

Aggregate Tables

Table 3–5 describes the Aggregate tables in Oracle Retail Data Model.

Table 3–5 Aggregate Tables

Table Name	Description
DWA_ACCT_PAYBL_MO	ACCOUNT PAYABLE MONTH AGGR
DWA_ACCT_RCVBL_MO	ACCOUNT RECEIVABLE MONTH AGGR
DWA_ACTVTY_RQST_MO	ACTIVITY REQUEST MONTH AGGR

Table 3–5 (Cont.) Aggregate Tables

Table Name	Description
DWA_ASSTS_MO	ASSETS MONTH AGGR
DWA_CARRIER_CMPLNC_WK	CARRIER COMPLIANCE WEEK AGGR
DWA_COST_MO	COST MONTH AGGR
DWA_CRTFCT_ACTVTY_DAY	CERTIFICATE ACTIVITY DAY AGGR
DWA_CUST_EMP_RLTNSHP_MO	CUSTOMER EMPLOYEE RELATIONSHIP MONTH AGGR
DWA_CUST_EMP_SL_RETRN_MO	CUSTOMER EMPLOYEE SALE RETURN MONTH AGGR
DWA_CUST_TYP_ORDR_DEPT_MO	CUSTOMER TYPE ORDER DEPARTMENT MONTH AGGR
DWA_CUST_TYP_ORDR_SBC_WK	CUSTOMER TYPE ORDER SUBCLASS WEEK AGGR
DWA_INV_POSN_DEPT_DAY	INVENTORY POSITION DEPT DAY AGGR
DWA_INV_POSN_SBC_MO	INVENTORY POSITION SUBCLASS MONTH AGGR
DWA_INV_RCPT_SBC_WK	INVENTORY RECEIPT SUBCLASS WEEK AGGR
DWA_LIAB_MO	LIABILITY MONTH AGGR
DWA_PCHSE_ORDR_DEPT_MO	PURCHASE ORDER DEPARTMENT MONTH AGGR
DWA_PCHSE_ORDR_LI_DAY	PURCHASE ORDER LINE ITEM DAY AGGR
DWA_PCHSE_ORDR_LI_MO	PURCHASE ORDER LINE ITEM MONTH AGGR
DWA_PCHSE_ORDR_SBC_DAY	PURCHASE ORDER SUBCLASS DAY AGGR
DWA_POS_RTL_EMP_MO	POS RETAIL EMPLOYEE MONTH AGGR
DWA_RTL_SL_RETRN_DEPT_DAY	RETAIL SALE RETURN DEPARTMENT DAY AGGR
DWA_RTL_SL_RETRN_SBC_MO	RETAIL SALE RETURN SUBCLASS MONTH AGGR
DWA_RTV_DEPT_DAY	RETURN TO VENDOR DEPARTMENT DAY AGGR
DWA_RTV_SBC_MO	RETURN TO VENDOR SUBCLASS MONTH AGGR
DWA_SPACE_UTLZTN_DEPT_DAY	SPACE UTILIZATION DEPARTMENT DAY AGGR

Control and Configuration Tables

Table 3–6 describes the Control and Configuration tables in Oracle Retail Data Model.

Table 3–6 Control and Configuration Tables

Table Name	Description
DWC_CRNCY_CONF	CURRENCY CONFIGURATION
DWC_ETL_PARAMETER	For more information, see "Intra-ETL Load Parameters Control Table" on page A-1.
DWC_INTRA_ETL_ACTIVITY	For more information, see "Intra-ETL Monitoring Process Control Tables" on page A-3.
DWC_INTRA_ETL_PROCESS	For more information, see "Intra-ETL Monitoring Process Control Tables" on page A-3.
DWC_MESSAGE	
DWC_OLAP_ETL_PARAMETER	For more information, see "Intra-ETL OLAP Mapping Control Table" on page A-2.
DWC_UOM_CONF	UNIT OF MEASURE CONFIGURATION

Metadata Tables and Views

Metadata tables for Oracle Retail Data Model are listed in [Table 3–7](#).

For more information, see *Oracle Retail Data Model Implementation and Operations Guide*.

Table 3–7 Metadata Tables

Table Name	Description
MD_DRVD_KPI	This table separates derived KPI from RPD. In MD_KPI and MD_REF_ENTY_KPI table Measures are mixed with dimension data; this view only contains derived measures created for the RPD.
MD_ENTY	Stores data about logical data model entities, their descriptions, and physical table names.
MD_ENTY_VIEW	This view is created to contain similar content as MD_ENTY. This view provides a drill down option in the reports.
MD_KPI	Contains distinct presentation columns, dashboard folder name as subject area, and computation logic for the KPI and subject area used in the RPD.
MD_PRG	Store all the information of the programs. Programs may be packages used to store the data in Derived tables, Mining tables, Reports, Cubes, or MVs, and so on.
MD_PRG_VIEW	This view is created to contain similar content as MD_PRG. This view provides a drill down option in the reports.
MD_REF_ENTY_KPI	Contains physical table and columns that are used for the particular KPI along with other columns.

Note: The metadata related scripts are located in the folder:
\$ORACLE_HOME/ordm/utilities/meta_data

Database Sequences

Database sequences for Oracle Retail Data Model are listed in [Table 3–8](#).

Table 3–8 Database Sequences

Sequence Name	Generates the Physical Key for This Table
CUST_SGMNT_SEQ	DWR_CUST_SGMNT
CUST_SGMNT_SEQ	DWC_INTRA_ETL_ACTIVITY
DAY_TODATE_TRANS_SEQ	DWR_DAY_TODATE_TRANS
DAY_TRANS_SEQ	DWR_DAY_TRANS
HLF_MO_TODATE_TRANS_SEQ	DWR_HLF_MO_TODATE_TRANS
HLF_YR_TODATE_TRANS_SEQ	DWR_HLF_YR_TODATE_TRANS
INTRA_ETL_PROCESS_SEQ	DWC_INTRA_ETL_PROCESS
MO_TRANS_SEQ	DWR_MO_TRANS
QTR_TODATE_TRANS_SEQ	DWR_QTR_TODATE_TRANS
QTR_TRANS_SEQ	DWR_QTR_TRANS

Table 3–8 (Cont.) Database Sequences

Sequence Name	Generates the Physical Key for This Table
WK_TODATE_TRANS_SEQ	DWR_WK_TODATE_TRANS
WK_TRANS_SEQ	DWR_WK_TRANS
YR_TRANS_SEQ	DWR_YR_TRANS

Oracle Retail Data Model OLAP Cube MVs, OLAP Views

Oracle Retail Data Model data warehouse includes OLAP multidimensional cubes that support OLAP analysis and forecasting. The physical model of the Oracle Retail Data Model OLAP component is defined by the `ordm_sys` schema.

[Table 3–9](#) shows the OLAP Cube Materialized Views in `ordm_sys` schema.

Table 3–9 OLAP Cube Materialized View in ordm_sys Schema

Cube Materialized View Name	OLAP Object Name	OLAP Object Type	More Information
CB\$INV	INV	Cube	Inventory Cube: INV
CB\$ORGANIZATION_HBANNER	ORGANIZATION_HBANNER	Dimension_Hierarchy	Organization: ORGANIZATION
CB\$ORGANIZATION_HDIVISION	ORGANIZATION_HDIVISION	Dimension_Hierarchy	Organization: ORGANIZATION
CB\$ORGANIZATION_HORG	ORGANIZATION_HORG	Dimension_Hierarchy	Organization: ORGANIZATION
CB\$ORGQR_HORG	ORGQR_HORG	Dimension_Hierarchy	Organization QR Dimension: ORGQR
CB\$PRODQR_HPROD	PRODQR_HPROD	Dimension_Hierarchy	Product QR Dimension: PRODQR
CB\$PRODUCT_HPCLUSTER	PRODUCT_HPCLUSTER	Dimension_Hierarchy	Product: PRODUCT
CB\$PRODUCT_HPROD	PRODUCT_HPROD	Dimension_Hierarchy	Product: PRODUCT
CB\$SLS	SLS	Cube	Sales Cube: SLS
CB\$SLSQR	SLSQR	Cube	Sales Cube - Cube based QR enabled: SLSQR
CB\$TIME_HCLNDR	TIME_HCLNDR	Dimension_Hierarchy	Time:TIME
CB\$TIME_HCLNDRWK	TIME_HCLNDRWK	Dimension_Hierarchy	Time:TIME
CB\$TIME_HTBSNS	TIME_HTBSNS	Dimension_Hierarchy	Time:TIME
CB\$TIMEQR_HTBSNS	TIMEQR_HTBSNS	Dimension_Hierarchy	Time QR Dimension:TIMEQR

[Table 3–10](#) shows OLAP Views in `ordm_sys` schema.

Table 3–10 OLAP Views in ordm_sys Schema

View Name	OLAP Object Name	OLAP Object Type	More Information
ACTRQSTTYP_HACTRQSTTYP_VIEW	ACTRQSTTYP_HACTRQSTTYP	Dimension_Hierarchy	Activity Request Type Hierarchy (HACTRQSTTYP): ACTRQSTTYP
ACTRQSTTYP_VIEW	ACTRQSTTYP	Dimension	Activity Request Type: ACTRQSTTYP
ASSTTYPE_HASSTTYPE_VIEW	ASSTTYPE_HASSTTYPE	Dimension_Hierarchy	Assets Type Hierarchy (HASSTTYPE): ASSTTYPE
ASSTTYPE_VIEW	ASSTTYPE	Dimension	Assets Type: ASSTTYPE
BUSHIFT_HBUSHIFT_VIEW	BUSHIFT_HBUSHIFT	Dimension_Hierarchy	Business Unit Shift Hierarchy (HBUSHIFT): BUSHIFT
BUSHIFT_VIEW	BUSHIFT	Dimension	Business Unit Shift: BUSHIFT

Table 3–10 (Cont.) OLAP Views in ordm_sys Schema

View Name	OLAP Object Name	OLAP Object Type	More Information
CARRIER_HCARRIER_VIEW	CARRIER_HCARRIER	Dimension_Hierarchy	Carrier Hierarchy (HCARRIER): CARRIER
CARRIER_VIEW	CARRIER	Dimension	Carrier: CARRIER
CMPGNMEDIA_HCMPGN_VIEW	CMPGNMEDIA_HCMPGN	Dimension_Hierarchy	Campaign Hierarchy (HCMPGN): CMPGNMEDIA
CMPGNMEDIA_HMEDIA_VIEW	CMPGNMEDIA_HMEDIA	Dimension_Hierarchy	Media Hierarchy (HMEDIA): CMPGNMEDIA
CMPGNMEDIA_VIEW	CMPGNMEDIA	Dimension	Campaign Media: CMPGNMEDIA
CUSTOMER_HCUSTCLSTR_VIEW	CUSTOMER_HCUSTCLSTR	Dimension_Hierarchy	Customer Cluster Hierarchy (HCUSTCLSTR): CUSTOMER
CUSTOMER_HCUSTTYP_VIEW	CUSTOMER_HCUSTTYP	Dimension_Hierarchy	Customer Type Hierarchy (HCUSTTYP): CUSTOMER
CUSTOMER_VIEW	CUSTOMER	Dimension	Customer: CUSTOMER
EMPLOYEE_HEMPLOYEE_VIEW	EMPLOYEE_HEMPLOYEE	Dimension_Hierarchy	Employee Hierarchy (HEMPLOYEE): EMPLOYEE
EMPLOYEE_VIEW	EMPLOYEE	Dimension	Employee: EMPLOYEE
ENVTYPE_HENVTYPE_VIEW	ENVTYPE_HENVTYPE	Dimension_Hierarchy	Environment Type Hierarchy (HENVTYPE): ENVTYPE
ENVTYPE_VIEW	ENVTYPE	Dimension	Environment Type: ENVTYPE
INTRACNRSN_HINTRACNRSN_VIEW	INTRACNRSN_HINTRACNRSN	Dimension_Hierarchy	Interaction Reason Hierarchy (HINTRACNRSN): INTRACNRSN
INTRACNRSN_VIEW	INTRACNRSN	Dimension	Interaction Reason: INTRACNRSN
INTRACNSTAT_HINTRACNSTAT_VIEW	INTRACNSTAT_HINTRACNSTAT	Dimension_Hierarchy	Interaction Status Hierarchy (HINTRACNSTAT): INTRACNSTAT
INTRACNSTAT_VIEW	INTRACNSTAT	Dimension	Interaction Status: INTRACNSTAT
INTRACNTYP_HINTRACNTYP_VIEW	INTRACNTYP_HINTRACNTYP	Dimension_Hierarchy	Interaction Type Hierarchy (HINTRACNTYP): INTRACNTYP
INTRACNTYP_VIEW	INTRACNTYP	Dimension	Interaction Type: INTRACNTYP
INVLOC_HINVLOC_VIEW	INVLOC_HINVLOC	Dimension_Hierarchy	Inventory Location Hierarchy (HINVLOC): INVLOC
INVLOC_VIEW	INVLOC	Dimension	Inventory Location: INVLOC
LIABTYP_HLIABTYP_VIEW	LIABTYP_HLIABTYP	Dimension_Hierarchy	Liability Type Hierarchy (HLIABTYP): LIABTYP
LIABTYP_VIEW	LIABTYP	Dimension	Liability Type: LIABTYP
ORDRTYP_HORDRTYP_VIEW	ORDRTYP_HORDRTYP	Dimension_Hierarchy	Order Type Hierarchy (HORDRTYP): ORDRTYP
ORDRTYP_VIEW	ORDRTYP	Dimension	Order Type: ORDRTYP
ORGANIZATION_VIEW	ORGANIZATION	Dimension	Organization: ORGANIZATION
ORGQR_HORG_VIEW	ORGQR_HORG	Dimension_Hierarchy	Organization Hierarchy (HORG): ORGQR
ORGQR_VIEW	ORGQR	Dimension	Organization QR Dimension: ORGQR
ORG_HBANNER_VIEW	ORGANIZATION_HBANNER	Dimension_Hierarchy	Organization Banner Hierarchy (HBANNER): ORGANIZATION
ORG_HDIVISION_VIEW	ORGANIZATION_HDIVISION	Dimension_Hierarchy	Organization Division Hierarchy (HDIVISION): ORGANIZATION
ORG_HORG_VIEW	ORGANIZATION_HORG	Dimension_Hierarchy	Organization Hierarchy (HORG): ORGANIZATION

Table 3–10 (Cont.) OLAP Views in ordm_sys Schema

View Name	OLAP Object Name	OLAP Object Type	More Information
PAYTYPE_HPAYTYPE_VIEW	PAYTYPE_HPAYTYPE	Dimension_Hierarchy	Pay Type Hierarchy (HPAYTYPE): PAYTYPE
PAYTYPE_VIEW	PAYTYPE	Dimension	Pay Type: PAYTYPE
POSTCD_HPOSTCD_VIEW	POSTCD_HPOSTCD	Dimension_Hierarchy	Postcode Hierarchy (HPOSTCD): POSTCD
POSTCD_VIEW	POSTCD	Dimension	Post Code: POSTCD
PRODQR_HPROD_VIEW	PRODQR_HPROD	Dimension_Hierarchy	Product Hierarchy (HPROD): PRODQR
PRODQR_VIEW	PRODQR	Dimension	Product QR Dimension: PRODQR
PRODUCT_VIEW	PRODUCT	Dimension	Product: PRODUCT
PROD_HPCLUSTER_VIEW	PRODUCT_HPCLUSTER	Dimension_Hierarchy	Product Cluster Hierarchy (HPCLUSTER): PRODUCT
PROD_HPROD_VIEW	PRODUCT_HPROD	Dimension_Hierarchy	Product Hierarchy (HPROD): PRODUCT
REASON_HREASON_VIEW	REASON_HREASON	Dimension_Hierarchy	Reason Hierarchy (HREASON): REASON
REASON_VIEW	REASON	Dimension	Reason: REASON
RFMP_HRFMP_VIEW	RFMP_HRFMP	Dimension_Hierarchy	RFMP Hierarchy (HRFMP): RFMP
RFMP_VIEW	RFMP	Dimension	RFMP: RFMP
RQSTORIGIN_HRQSTORIGIN_VIEW	RQSTORIGIN_HRQSTORIGIN	Dimension_Hierarchy	Request Origin Hierarchy (HRQSTORIGIN): RQSTORIGIN
RQSTORIGIN_VIEW	RQSTORIGIN	Dimension	Request Origin: RQSTORIGIN
TIMEQR_HTBSNS_VIEW	TIMEQR_HTBSNS	Dimension_Hierarchy	Time Business Hierarchy (HTBSNS): TIMEQR
TIMEQR_VIEW	TIMEQR	Dimension	Time QR Dimension: TIMEQR
TIME_HCLNDRWK_VIEW	TIME_HCLNDRWK	Dimension_Hierarchy	Time Calendar Week Hierarchy (HCLNDRWK): TIME
TIME_HCLNDR_VIEW	TIME_HCLNDR	Dimension_Hierarchy	Time Calendar Hierarchy (HCLNDR): TIME
TIME_HTBSNS_VIEW	TIME_HTBSNS	Dimension_Hierarchy	Time Business Hierarchy (HTBSNS): TIME
TIME_VIEW	TIME	Dimension	Time: TIME
TOUCHPOINT_HTOUCHPOINT_VIEW	TOUCHPOINT_HTOUCHPOINT	Dimension_Hierarchy	Touchpoint Hierarchy (HTOUCHPOINT): TOUCHPOINT
TOUCHPOINT_VIEW	TOUCHPOINT	Dimension	Touchpoint: TOUCHPOINT
UOMTYPE_HUOMTYPE_VIEW	UOM_HUOM	Dimension_Hierarchy	UOM Hierarchy (HUOM): UOM
UOMTYPE_VIEW	UOM	Dimension	Unit Of Measure: UOM
VENDORITEM_HVENDORITEM_VIEW	VENDORITEM_HVENDORITEM	Dimension_Hierarchy	Vendor Item Hierarchy (HVENDORITEM): VENDORITEM
VENDORITEM_VIEW	VENDORITEM	Dimension	Vendor Item: VENDORITEM
VENDOR_HVENDOR_VIEW	VENDOR_HVENDOR	Dimension_Hierarchy	Vendor Hierarchy (HVENDOR): VENDOR
VENDOR_VIEW	VENDOR	Dimension	Vendor: VENDOR
VNDRSITE_HVNDRSITE_VIEW	VNDRSITE_HVNDRSITE	Dimension_Hierarchy	Vendor Site Hierarchy (HVNDRSITE): VNDRSITE
VNDRSITE_VIEW	VNDRSITE	Dimension	Vendor Site: VNDRSITE

Table 3–10 (Cont.) OLAP Views in ordm_sys Schema

View Name	OLAP Object Name	OLAP Object Type	More Information
AR_VIEW	AR	Cube	Activity Request Cube
ASSET_VIEW	ASSET	Cube	Asset Cube
CC_VIEW	CC	Cube	Carrier Compliance Cube
CO_VIEW	CO	Cube	Customer Order Cube
CRFMPDC_VIEW	CRFMPDC	Cube	Customer RFMP DC Cube
CRFMP_VIEW	CRFMP	Cube	Customer RFMP Cube
CSSR_VIEW	CSSR	Cube	Customer SKU Sale Return Cube
EL_VIEW	EL	Cube	Employee Labor Cube
EWGP_VIEW	EWGP	Cube	Employee Wage Payment Cube
IA_VIEW	IA	Cube	Inventory Adjustment Cube
INV_FCST_STTSTC_VIEW	INV_FCST_STTSTC	Cube	Inventory Forecast Statistic Cube
INV_FCST_VIEW	INV_FCST	Cube	Inventory Forecast Cube
INV_VIEW	INV	Cube	Inventory Cube
IR_VIEW	IR	Cube	Inventory Receipt Cube
IU_VIEW	IU	Cube	Inventory Unavailable Cube
LIABILITY_VIEW	LIABILITY	Cube	Liability Cube
OBUH_VIEW	OBUH	Cube	Store Hours Cube
OBUT_VIEW	OBUT	Cube	Store Traffic Cube
POLIS_VIEW	POLIS	Cube	Purchase Order Line Item State Cube
POS_VIEW	POS	Cube	Purchase Order State Cube
RTEW_VIEW	RTEW	Cube	Retail Transaction Employee Workstation Cube
SLPLN_VIEW	SLPLN	Cube	Sales Plan Item Organization Hierarchy Cube
SLSQR_VIEW	SLSQR	Cube	Sales Cube - Cube based QR enabled
SLS_FCST_STTSTC_VIEW	SLS_FCST_STTSTC	Cube	Sales Cube Forecast Statistic
SLS_FCST_VIEW	SLS_FCST	Cube	Sales Cube Forecast
SLS_VIEW	SLS	Cube	Sales Cube
SU_VIEW	SU	Cube	Space Utilization Cube
VC_VIEW	VC	Cube	Vendor Compliance Cube

Oracle Retail Data Model Relational MVs

Oracle Retail Data Model data warehouse includes Relational MVs. [Table 3–11](#) shows the relational MVs in ordm_sys schema.

Table 3–11 Oracle Retail Data Model Relational MVs

Name	Description
DWA_ACCT_PAYBL_MO	Account Payable Month level MV
DWA_ACCT_RCVBL_MO	Account Receivable Month level MV
DWA_ACTVTY_RQST_MO	Activity Request Month level MV
DWA_ASSTS_MO	Assets Month level MV
DWA_CARRIER_CMPLNC_WK	Carrier Compliance Week level MV

Table 3–11 (Cont.) Oracle Retail Data Model Relational MVs

Name	Description
DWA_COST_MO	Cost Month level MV
DWA_CRTFCT_ACTVTY_DAY	Certificate Activity Day level MV
DWA_CUST_EMP_RLTNSHP_MO	Customer Employee Relationship Month level MV
DWA_CUST_EMP_SL_RETRN_MO	Customer Employee Sale Return Month level MV
DWA_CUST_TYP_ORDR_DEPT_MO	Orders at Customer Type, Department, Month level MV
DWA_CUST_TYP_ORDR_SBC_WK	Orders at Customer Type, Subclass, Week level MV
DWA_INV_POSN_DEPT_DAY	Inventory Position by Department Day level MV
DWA_INV_POSN_SBC_MO	Inventory Position By Subclass by Month level MV
DWA_INV_RCPT_SBC_WK	Inventory Receipt by SubClass Week level MV
DWA_LIAB_MO	Liabilities Month level MV
DWA_PCHSE_ORDR_DEPT_MO	Purchase Order at Department, Month level MV
DWA_PCHSE_ORDR_LI_DAY	Purchase Order Lineitem Day level MV
DWA_PCHSE_ORDR_LI_MO	Purchase Order Lineitem Month level MV
DWA_PCHSE_ORDR_SBC_DAY	Purchase Order at Subclass, Day level MV
DWA_POS_RTL_EMP_MO	POS Retail Employee Month level MV
DWA_RTL_SL_RETRN_DEPT_DAY	Retail Sale Return Department Day level MV
DWA_RTL_SL_RETRN_SBC_MO	Retail Sale Return Subclass Month level MV
DWA_RTV_DEPT_DAY	Return to Vendor Department Day level MV
DWA_RTV_SBC_MO	Return to Vendor Subclass Month level MV
DWA_SPACE_UTLZTN_DEPT_DAY	Space Allocation Department Day level MV

Oracle Retail Data Model Relational Views

Oracle Retail Data Model data warehouse includes Relational Views. [Table 3–12](#) shows the relational views in `ordm_sys` schema.

Table 3–12 Relational Views in ordm_sys Schema

Name	Description
DWV_CUST_RFMP_SCR_VIEW	View defined over derived table DWD_CUST_RFMP_SCR and RFMP Dimension table. This is used to load the Customer RFMP Cubes in ORDM OLAP.
DWA_INV_POSN_SBC_MO_VIEW	View defined over Day level Derived table DWD_INV_POSN_ITEM_DAY and Product, Time Dimension tables. This View is used to get the last value of Inventory Position at Subclass and Month level. This view is utilized by Relational Materialized View DWA_INV_POSN_SBC_MO in its definition.
DWV_TIME_BSNS_QTR	View defined at Business Quarter level containing data and attributes of BSNS_QTR level and also those of higher levels (BSNS_HLF_YR, BSNS_YR) as additional columns. Used for Time Series Intelligence implementation in relational reports.
DWV_TIME_BSNS_WK	View defined at Business Quarter level containing data and attributes of BSNS_QTR level and also those of higher levels (BSNS_HLF_YR, BSNS_YR) as additional columns. Used for Time Series Intelligence implementation in relational reports.
DWV_TIME_BSNS_MO	View defined at Business Month level containing data and attributes of BSNS_MO level and also those of higher levels (BSNS_QTR, BSNS_HLF_YR, BSNS_YR) as additional columns. Used for Time Series Intelligence implementation in relational reports.

Table 3–12 (Cont.) Relational Views in ordm_sys Schema

Name	Description
DWV_TIME_BSNS_HLF_YR	View defined at Business Half Year level containing data and attributes of BSNS_HLF_YR level and also those of higher levels (BSNS_YR) as additional columns. Used for Time Series Intelligence implementation in relational reports.
DWV_TIME_BSNS_YR	View defined at Business Year level containing data and attributes of BSNS_YR level. Used for Time Series Intelligence implementation in relational reports.
DWV_TIME_BSNS_HLF_MO	View defined at Business Half Month level containing data and attributes of BSNS_HLF_MO level and also those of higher levels (BSNS_MO, BSNS_QTR, BSNS_HLF_YR, BSNS_YR) as additional columns. Used for Time Series Intelligence implementation in relational reports.
CUBE_BUILD_LATEST	View defined over CUBE_BUILD_LOG. View contains only the rows for the last build.
CUBE_BUILD_REPORT	View defined over CUBE_BUILD_LOG table. Used to package the log data into a more readable format (collapses all rows for a single command into one summary row). Contains summary reports relating to all OLAP loads/builds in the schema.
CUBE_BUILD_REPORT_LATEST	View defined over view CUBE_BUILD_REPORT. Contains a summary report of the latest load/build in the schema.
SLS_VIEW_OLAPC	View used by ORDM OLAP. This is an OLAP view utilizing OLAP_TABLE function and includes the OLAPC generic runtime computational Measure in the OLAP view.
SLS_VIEW_FIN	View used by ORDM OLAP. This view provides an addition for the specific case of reports involving the OLAP_CALC measure. The view SLS_VIEW_FIN is expected to be used for SQL based Reporting of Sales Cube involving the OLAP_CALC Measure in ORDM OLAP. ORDM OLAP Reporting for Sales Cube uses the default SLS_VIEW view in addition to SLS_VIEW_FIN.

Oracle Retail Data Model Data Mining MVs

Oracle Retail Data Model data warehouse includes data mining MVs.

Table 3–13 shows the data mining MVs in ordm_sys schema.

Table 3–13 Data Mining MVs in ordm_sys Schema

Name	Description
DMV_CUST_ACCT_SRC	Data source for customer mining models. Captures customer demographic information and purchase behavior.
DMV_CUST_INTRACN_CMNT	Data source for customer sentiment mining model. Captures customer comments from different media.
DMV_CUST_LTY_SRC	Data source for customer loyalty mining model. Captures customer demographic information and purchase behavior.
DMV_EMP_BAS_SRC	Data source for employee basket analysis mining model. Captures employee demographic information and baskets information.
DMV_EMP_SHFT_DAY	Data source for employee combination mining model. Captures employee demographic information and sales information.
DMV_EMP_SLS_SRC	Data source for employee sales analysis mining model. Captures employee demographic information and sales information.
DMV_ITM_POS_LOSS_SRC	Data source for item point of sales loss mining model. Captures item characteristics and item sales, shrink, and theft information.
DMV_PROD_DEPT_MIX_SRC	Data source for product department association rules mining model. Captures transactional data at product department level.

Table 3–13 (Cont.) Data Mining MVs in ordm_sys Schema

Name	Description
DMV_PROD_PRMTNL_SLS_SRC	Data source for product price elasticity mining model. Captures SKU item promotional sales information.
DMV_STR_DEPT_DTLS_SRC	Data source for product department association rules mining model. Captures Sales of product departments at store level.
DMV_STR_LOSS_SRC	Data source for store loss mining model. Captures store characteristics and store sales, shrink, and theft information.

Logical to Physical Mappings in the Oracle Retail Data Model

The following table lists the entities in the logical data model, and the physical database tables or views to which they have been implemented or "physicalized".

Entity Mapping Table

Table 4–1 and Table 4–2 list the Oracle Retail Data Model entities and the mapping to tables or views for each entity.

Table 4–1 Entity Mapping Logical to Physical: A to M Entities

Entity	Table or View
ACCOUNT PAYABLE DAY DERIVED	DWD_ACCT_PAYBL_DAY
ACCOUNT PAYABLE MONTH AGGR	DWA_ACCT_PAYBL_MO
ACCOUNT RECEIVABLE DAY DERIVED	DWD_ACCT_RCVBL_DAY
ACCOUNT RECEIVABLE MONTH AGGR	DWA_ACCT_RCVBL_MO
ACCOUNT TYPE	DWL_ACCT_TYP
ACTIVITY REQUEST DAY DERIVED	DWD_ACTVTY_RQST_DAY
ACTIVITY REQUEST MONTH AGGR	DWA_ACTVTY_RQST_MO
ACTIVITY REQUEST TYPE	DWL_ACTVTY_RQST_TYP
ADDRESS LOCATION	DWR_ADDR_LOC
ADDRESS LOCATION STATUS HISTORY	DWB_ADDR_LOC_STAT_HIST
ADDRESS LOCATION TYPE	DWL_ADDR_LOC_TYP
ADDRESS RELATED	DWR_ADDR_RLTD
ADDRESS TELEPHONE	DWR_ADDR_PHONE
ADDRESS TYPE	DWL_ADDR_TYP
ADDRESS VERIFICATION TYPE	DWL_ADDR_VRFY_TYP
ADJUSTMENT TYPE	DWL_ADJ_TYP
ADMINISTRATION CENTER	DWR_ORG_BSNS_UNIT
ADVANCED SHIP NOTICE DOCUMENT	DWB_INV_CNTRL_DOC
ADVANCED SHIP NOTICE DOCUMENT LINE ITEM	DWB_INV_CNTRL_DOC_LI
ADVERTISING PERIOD	DWR_ADVR_PERIOD
ADVERTISING QUARTER	DWR_ADVR_QTR
ADVERTISING WEEK	DWR_ADVR_WK
ADVERTISING YEAR	DWR_ADVR_YR

Table 4–1 (Cont.) Entity Mapping Logical to Physical: A to M Entities

Entity	Table or View
AGE GROUP	DWL_AGE_GRP
AGE RESTRICTION RULE	DWR_AGE_RSTRCT_RULE
AGENT	DWR_AGNT
AGGREGATE SKU	DWR_SKU_ITEM
ALTERNATIVE ITEM	DWR_ALTVE_ITEM
ANALYSIS DURATION	DWR_ANLYS_DRTN
APPAREL ITEM	DWR_SKU_ITEM
APPOINTMENT CALENDAR	DWR_APPT_CALNDR
APPOINTMENT MEETING TYPE	DWL_APNMNT_MTNG_TYP
APPOINTMENT TYPE	DWL_APNMNT_TYP
ASSETS DAY DERIVED	DWD_ASSTS_DAY
ASSETS MONTH AGGR	DWA_ASSTS_MO
ASSETS TYPE	DWL_ASSTS_TYP
AUTHORIZATION METHOD	DWL_ATHRZTN_MTHD
BANK	DWR_BNK
BASE DAY	DWR_BASE_DAY
BLENDER	DWR_EQPMNT
BRAND	DWR_BRND
BULK ITEM	DWR_SKU_ITEM
BUMP BAR EQUIPMENT STATISTICS READING	DWB_BUMP_BR_EQPMNT_STSTCS_RDNG
BUSINESS ENTITY SELLING RULE	DWR_BSNS_ENT_SLNG_RULE
BUSINESS ENTITY TENDER RESTRICTION RULE	DWR_BSNS_ENT_TNDR_RSTRCT_RULE
BUSINESS HALF MONTH	DWR_BSNS_HLF_MO
BUSINESS HALF YEAR	DWR_BSNS_HLF_YR
BUSINESS LEGAL STATUS	DWL_BSNS_LEGAL_STAT
BUSINESS MONTH	DWR_BSNS_MO
BUSINESS QUARTER	DWR_BSNS_QTR
BUSINESS UNIT CALENDAR	DWR_BSNS_UNIT_CLNDR
BUSINESS UNIT JOB ROLE	DWR_BSNS_UNIT_JB_RL
BUSINESS UNIT SHIFT	DWR_BSNS_UNIT_SHFT
BUSINESS UNIT TYPE	DWL_BSNS_UNIT_TYP
BUSINESS UNIT USAGE TYPE	DWL_BSNS_UNIT_USG_TYP
BUSINESS WEEK	DWR_BSNS_WK
BUSINESS YEAR	DWR_BSNS_YR
CALENDAR	DWR_CLNDR
CALENDAR HALF MONTH	DWR_CLNDR_HLF_MO
CALENDAR HALF YEAR	DWR_CLNDR_HLF_YR
CALENDAR MONTH	DWR_CLNDR_MO
CALENDAR QUARTER	DWR_CLNDR_QTR
CALENDAR TYPE	DWL_CLNDR_TYP
CALENDAR WEEK	DWR_CLNDR_WK
CALENDAR YEAR	DWR_CLNDR_YR

Table 4–1 (Cont.) Entity Mapping Logical to Physical: A to M Entities

Entity	Table or View
CALL CENTER	DWR_CALL_CNTR
CALL CENTER AGENT	DWR_CALL_CNTR_AGNT
CALL CENTER AGENT TYPE	DWL_CALL_CNTR_AGNT_TYP
CALL CENTER CASE SUB TYPE	DWL_CALL_CNTR_CASE_SB_TYP
CALL CENTER CASE TITLE	DWR_CALL_CNTR_CASE_TTL
CALL CENTER CASE TYPE	DWL_CALL_CNTR_CASE_TYP
CAMPAIGN	DWR_CMPGN
CAMPAIGN COST	DWB_COST
CAMPAIGN CUSTOMER ASSIGNMENT	DWR_CMPGN_CUST_ASGN
CAMPAIGN EXECUTION MESSAGE	DWR_CMPGN_EXEC_MSG
CAMPAIGN MEDIA	DWR_CMPGN_MEDIA
CAMPAIGN MEDIA LAUNCH	DWR_CMPGN_MEDIA_LAUNCH
CAMPAIGN MEDIA SELLING ITEM	DWR_CMPGN_MEDIA_SLNG_ITEM
CAMPAIGN MESSAGE DEPICTION	DWR_CMPGN_MSG_DPCT
CAMPAIGN MESSAGE RENDERING	DWR_CMPGN_MSG_RNDRNG
CAMPAIGN MESSAGE RENDERING COST	DWB_COST
CAMPAIGN TARGET	DWR_CMPGN_CUST_ASGN
CARD HOLDER VERIFICATION TYPE	DWL_CARD_HLDR_VRFY_TYP
CARD TYPE	DWL_CARD_TYP
CARRIER	DWR_CARRIER
CARRIER COMPLIANCE DAY DERIVED	DWD_CARRIER_CMPLNC_DAY
CARRIER COMPLIANCE WEEK AGGR	DWA_CARRIER_CMPLNC_WK
CASH DRAWER EQUIPMENT STATISTICS READING	DWB_CS_DRWR_EQPMNT_STSTCS_RDNG
CERTIFICATE	DWR_CRTFCT
CERTIFICATE ACTIVITY DAY AGGR	DWA_CRTFCT_ACTVTY_DAY
CERTIFICATE ACTIVITY TRANSACTION DERIVED	DWD_CRTFCT_ACTVTY_TRX
CERTIFICATE AGE BAND	DWR_CRTFCT_AGE_BND
CERTIFICATE ESCHEATED DAY	DWB_CRTFCT_ESCHTD_DAY
CERTIFICATE LINE ITEM	DWB_CRTFCT_LI
CERTIFICATE TENDER LINE ITEM	DWB_RTL_TNDR_LI
CERTIFICATE TYPE	DWL_CRTFCT_TYP
CHANNEL TYPE	DWL_CHNL_TYP
CHECK TENDER LINE ITEM	DWB_RTL_TNDR_LI
CLASS	DWL_CLASS
CLIENT	DWR_CLNT
CLIENT HOST	DWR_CLNT_HOST
CLIENT TYPE	DWL_CLNT_TYP
CLIENT VERSION	DWR_CLNT_VRSN
COATING	DWL_COATING
COLOR	DWL_COLOR
COLOR LIST AGENCY	DWL_COLOR_LST_AGENCY
COLOR PALETTE	DWL_COLOR_PALETTE

Table 4–1 (Cont.) Entity Mapping Logical to Physical: A to M Entities

Entity	Table or View
COMMUNICATION TYPE	DWL_COMUNICTN_TYP
COMPETITOR	DWR_CMPTR
COMPETITOR LOCATION	DWR_CMPTR_LOC
COMPETITOR LOCATION ASSIGNMENT	DWR_CMPTR_LOC_ASGN
COMPETITOR MANUFACTURER SKU ITEM	DWR_CMPTR_MNFCTR_SKU_ITEM
COMPETITOR RETAIL ITEM	DWR_CMPTR_RTL_ITEM
CONTRACT STATUS	DWR_CNRT_STAT
CONTRACT STATUS REASON	DWL_CNRT_STAT_RSN
CONTRACT STATUS TYPE	DWL_CNRT_STAT_TYP
CONTRACT TERM TYPE	DWL_CNRT_TERM_TYP
CONTRACT TERM VALUE	DWR_CNRT_TERM_VAL
CONTRACT TYPE	DWL_CNRT_TYP
CONTROL TRANSACTION	DWB_CNTRL_TRX
CONTROL TRANSACTION TYPE	DWL_CNTRL_TRX_TYP
COST	DWB_COST
COST CENTER	DWR_COST_CNTR
COST CENTER BUDGET	DWB_COST_CNTR_BDGT
COST DAY DERIVED	DWD_COST_DAY
COST MONTH AGGR	DWA_COST_MO
COST PER UNIT TYPE	DWL_COST_PER_UNIT_TYP
COST REASON	DWL_COST_RSN
COST SUBTYPE	DWL_COST_SUBTYP
COST TYPE	DWL_COST_TYP
COST VALUATION LEDGER ACCOUNT HISTORY	DWB_COST_VALTN_LDGR_ACCT_HIST
COUPON SCAN	DWL_CPN_SCAN
COUPON TENDER LINE ITEM	DWB_RTL_TNDR_LI
COUPON TYPE	DWL_CPN_TYP
CREATIVES	DWR_CRTV
CREDIT-DEBIT CARD TENDER LINE ITEM	DWB_RTL_TNDR_LI
CURRENCY	DWL_CRNCY
CURRENCY CONFIGURATION	DWC_CRNCY_CONF
CUSTOMER	DWR_CUST
CUSTOMER ACCOUNT	DWR_CUST_ACCT
CUSTOMER ACCOUNT CARD	DWR_CUST_ACCT_CARD
CUSTOMER ACCOUNT CARD ASSIGNMENT	DWR_CUST_ACCT_CARD_ASGN
CUSTOMER ACCOUNT TENDER LINE ITEM	DWB_RTL_TNDR_LI
CUSTOMER ADDRESS	DWR_CUST_ADDR
CUSTOMER AFFILIATION	DWR_CUST_AFFLTN
CUSTOMER AUTHENTICATION GROUP	DWR_CUST_ATHNCTN_GRP
CUSTOMER CLUSTER	DWR_CUST_CLSTR
CUSTOMER CLUSTER ITEM ASSIGNMENT	DWR_CUST_CLSTR_ITEM_ASGN
CUSTOMER CLUSTER TYPE	DWR_CUST_CLSTR_TYP

Table 4–1 (Cont.) Entity Mapping Logical to Physical: A to M Entities

Entity	Table or View
CUSTOMER CONTRACT	DWR_CUST_CNRT
CUSTOMER COST	DWB_COST
CUSTOMER EMPLOYEE RELATIONSHIP DAY DERIVED	DWD_CUST_EMP_RLTNSHP_DAY
CUSTOMER EMPLOYEE RELATIONSHIP MONTH AGGR	DWA_CUST_EMP_RLTNSHP_MO
CUSTOMER EMPLOYEE SALE RETURN MONTH AGGR	DWA_CUST_EMP_SL_RETRN_MO
CUSTOMER GROUP	DWR_CUST_GRP
CUSTOMER GROUP ITEM	DWR_CUST_GRP_ITEM
CUSTOMER INDIVIDUAL	DWR_CUST
CUSTOMER INFORMATION LINE ITEM	DWB_CUST_INFO_LI
CUSTOMER INVOICE	DWB_CUST_INVC
CUSTOMER INVOICE ITEM	DWB_CUST_INVC_ITEM
CUSTOMER OCCASION	DWR_CUST_OCCSN
CUSTOMER OCCASION TYPE	DWL_CUST_OCCSN_TYP
CUSTOMER ORDER	DWB_CUST_ORDR
CUSTOMER ORDER CONTROL TRANSACTION	DWB_CUST_ORDR_CNTRL_TRX
CUSTOMER ORDER CONTROL TRANSACTION LINE ITEM	DWB_CUST_ORDR_CNTRL_TRX_LI
CUSTOMER ORDER LINE ITEM	DWB_CUST_ORDR_LI
CUSTOMER ORDER LINE ITEM STATE	DWB_CUST_ORDR_LI_STATE
CUSTOMER ORDER LINE ITEM STATE DERIVED	DWD_CUST_ORDR_LI_STATE
CUSTOMER ORDER STATE	DWB_CUST_ORDR_STATE
CUSTOMER ORDER TAX EXEMPTION MODIFIER	DWB_CUST_ORDR_TAX_EXMPTN_MDFR
CUSTOMER ORDER TAX LINE ITEM	DWB_CUST_ORDR_LI
CUSTOMER ORDER TAX OVERRIDE MODIFIER	DWB_CUST_ORDR_TAX_OVRRD_MDFR
CUSTOMER ORDER TENDER PRE AUTHORIZATION	DWB_CUST_ORDR_LI
CUSTOMER ORGANIZATION	DWR_CUST
CUSTOMER PAYMENT	DWB_CUST_PYMT
CUSTOMER PICKUP TYPE	DWL_CUST_PCKUP_TYP
CUSTOMER PREFERENCE	DWR_CUST_PREF
CUSTOMER QUICK FACTS	Subentity of CUSTOMER (Reference Entity)
CUSTOMER RELATIONSHIP	DWR_CUST_RLTNSHP
CUSTOMER RELATIONSHIP TYPE	DWL_CUST_RLTN_TYP
CUSTOMER RENTAL ACCOUNT	DWR_CUST_ACCT
CUSTOMER RENTAL ACCOUNT HISTORY	DWB_CUST_RNTL_ACCT_HIST
CUSTOMER RESTRICTED INFO	DWR_CUST_RSTRCT_INFO
CUSTOMER RFMP SCORE	DWD_CUST_RFMP_SCR
CUSTOMER SKU SALE RETURN DAY DERIVED	DWD_CUST_SKU_SL_RETRN_DAY
CUSTOMER STATUS	DWB_CUST_STAT
CUSTOMER TRADE ACCOUNT	DWR_CUST_ACCT
CUSTOMER TYPE	DWL_CUST_TYP
CUSTOMER TYPE ORDER DEPARTMENT MONTH AGGR	DWA_CUST_TYP_ORDR_DEPT_MO
CUSTOMER TYPE ORDER ITEM DAY DERIVED	DWD_CUST_TYP_ORDR_ITEM_DAY
CUSTOMER TYPE ORDER SUBCLASS WEEK AGGR	DWA_CUST_TYP_ORDR_SBC_WK

Table 4–1 (Cont.) Entity Mapping Logical to Physical: A to M Entities

Entity	Table or View
DAY	DWR_DAY
DAY ACTUAL CONDITION	DWR_DAY_ACT_CNDTN
DAY TODATE TRANSFORMATION	DWR_DAY_TODATE_TRANS
DAY TRANSFORMATION	DWR_DAY_TRANS
DEAL	DWR_DEAL
DEAL VENDOR ITEM ASSIGNMENT	DWB_DEAL_VNDR_ITEM_ASGN
DEAL VENDOR ITEM COST BREAK	DWB_DEAL_VNDR_ITEM_COST_BRK
DEMOGRAPHY ATTRIBUTE	DWR_DEMOG_ATTR
DEMOGRAPHY GROUP	DWR_DEMOG_GRP
DENOMINATION	DWL_DENMTN
DEPOSIT REDEMPTION LINE ITEM	DWB_DPST_RDMPTN_LI
DEPOSIT REDEMPTION TYPE	DWL_DPST_RDMPTN_TYP
DEPOSIT RULE	DWR_DPST_RULE
DERIVED VALUE	DWR_DRVD_VAL
DESTINATION TYPE	DWL_DSTN_TYP
DEVICE EVENT	DWB_DVC_EVT
DISBURSEMENT FUNDS RECEIPT REASON	DWL_DISBRMNT_FND_RCPT_RSN
DISBURSEMENT TRANSACTION	DWB_TNDR_CNTRL_TRX
DISCOUNT LINE ITEM	DWB_DISC_LI
DISCOUNT TYPE	DWL_DISC_TYP
DISCOUNT TYPE GROUP	DWL_DISC_TYP_GRP
DISCREPANCY TOLERANCE RULE	DWR_DSCRPNCY_TOLRNC_RULE
DISPLAY UNIT ITEM	DWR_ITEM
DISPOSITION TYPE	DWL_DSPSTN_TYP
DOMAIN	DWR_DOMAIN
DOMAIN TYPE	DWL_DOMAIN_TYP
DRIVE OFF TRANSACTION	DWB_FORECOURT_TRX
DYE	DWL_DYE
EDUCATION	DWL_EDU_LVL
EMAIL ADDRESS	DWR_EML_ADDR
EMPLOYEE	DWR_EMP
EMPLOYEE ACTUAL LABOR DETAIL	DWB_EMP_ACT_LBR_SAL
EMPLOYEE ACTUAL LABOR HOURLY	DWB_EMP_ACT_LBR_HRLY
EMPLOYEE ACTUAL LABOR SALARIED	DWB_EMP_ACT_LBR_SAL
EMPLOYEE ADDRESS	DWR_EMP_ADDR
EMPLOYEE AVAILABILITY	DWR_EMP_AVLBLTY
EMPLOYEE CERTIFICATE	DWR_EMP_CRTFCT
EMPLOYEE CERTIFICATION ISSUING BODY	DWR_EMP_CRTFCTN_ISSUING_BODY
EMPLOYEE CERTIFICATION TYPE	DWL_EMP_CRTFCTN_TYP
EMPLOYEE CLASS	DWR_EMP_CLASS
EMPLOYEE CLASS ASSIGNMENT	DWR_EMP_CLASS_ASGN
EMPLOYEE COMMISSION PLAN	DWR_EMP_CMISN_PLN

Table 4–1 (Cont.) Entity Mapping Logical to Physical: A to M Entities

Entity	Table or View
EMPLOYEE COST	DWB_COST
EMPLOYEE DESIGNATION	DWR_EMP_DESIG
EMPLOYEE DISCOUNT GROUP	DWR_EMP_DISC_GRP
EMPLOYEE DISCOUNT GROUP ASSIGNMENT	DWR_EMP_DISC_GRP_ASGN
EMPLOYEE DISCOUNTED SALES HISTORY	DWB_EMP_DISC_SL_HIST
EMPLOYEE JOB ROLE ASSIGNMENT	DWB_EMP_JB_RL_ASGN
EMPLOYEE LABOR DERIVED	DWD_EMP_LBR
EMPLOYEE POSITION ASSIGNMENT	DWB_EMP_POSN_ASGN
EMPLOYEE PUNCH	DWB_EMP_PUNCH
EMPLOYEE RESTRICTED INFORMATION	DWR_EMP_RSTRCT_INFO
EMPLOYEE SCHEDULE	DWR_EMP_SCHL
EMPLOYEE SERVER ASSIGNMENT	DWB_EMP_SERVER_ASGN
EMPLOYEE TIME ACCRUAL HISTORY	DWB_EMP_TIME_ACCRUAL_HIST
EMPLOYEE TIME ACCRUAL TYPE	DWL_EMP_TIME_ACCRUAL_TYP
EMPLOYEE TIME PUNCH ENTRY	DWB_EMP_TIME_PUNCH_ENTRY
EMPLOYEE TRAINING RECORD	DWB_EMP_TRNG_REC
EMPLOYEE TYPE	DWL_EMP_TYP
EMPLOYEE WAGE PAYMENT DAY DERIVED	DWD_EMP_WG_PYMT_DAY
ENTRY METHOD	DWL_ENTRY_MTHD
ENVIRONMENT TYPE	DWL_ENV_TYP
EQUIPMENT	DWR_EQPMNT
EQUIPMENT ASSIGNMENT	DWR_EQPMNT_ASGN
EQUIPMENT CLASS	DWR_EQPMNT_CLASS
EQUIPMENT STATISTICS READING	Supertype (no physical table)
EQUIPMENT TYPE	DWL_EQPMNT_TYP
EVENT	DWB_EVT
EVENT COST	DWB_COST
EVENT PARTY INTERACTION PARTICIPATION	DWB_EVT_PRTY_INTRACN_PRTCPTN
EXCHANGE RATE CURRENCY DAY	DWB_EXCHNG_RATE_CRNCY_DAY
EXPENSE TYPE	DWL_EXP_TYP
EXTERNAL DEPOSITORY	DWR_EXT_DEPOS
EXTERNAL DEPOSITORY SETTLEMENT TRANSACTION	DWB_CNTRL_TRX
EXTERNAL DEPOSITORY TENDER HISTORY	DWB_EXTRNL_DEPOS_TNDR_HIST
FABRIC	DWL_FABRIC
FACTOR COMPANY	DWR_FCTR_CMPNY
FIBER	DWL_FIBER
FISCAL HALF MONTH	DWR_FSCL_HLF_MO
FISCAL HALF YEAR	DWR_FSCL_HLF_YR
FISCAL MONTH	DWR_FSCL_MO
FISCAL PRINTER EQUIPMENT STATISTICS READING	DWB_FCL_PTR_EQPMNT_STSTCS_RDNG
FISCAL QUARTER	DWR_FSCL_QTR
FISCAL WEEK	DWR_FSCL_WK

Table 4–1 (Cont.) Entity Mapping Logical to Physical: A to M Entities

Entity	Table or View
FISCAL YEAR	DWR_FSCL_YR
FLEET MANAGEMENT	DWB_FLEET_MGMT
FOOD SERVICE LINE ITEM	DWB_RTL_SL_RTRN_LI
FOOD SERVICE TABLE	DWR_FOOD_SRVC_TBL
FOOD SERVICE TRANSACTION	DWB_FOOD_SRVC_TRX
FOOD STAMPS TENDER LINE ITEM	DWB_RTL_TNDR_LI
FORECOURT SETTLEMENT TRANSACTION	DWB_FORECOURT_TRX
FORECOURT TRANSACTION	DWB_FORECOURT_TRX
FRANCHISEE	DWR_FRANCHISEE
FREIGHT DOCUMENT	DWB_FRGHT_DOC
FUEL ITEM	DWR_SKU_ITEM
FUEL ITEM PRICE	DWB_SKU_ITEM_SLNG_PRICE
FUEL PUMP	DWR_EQPMNT
FUEL SALE STATUS	DWL_FUEL_SL_STAT
FUEL SALES LINE ITEM	DWB_RTL_SL_RTRN_LI
FUELING POINT	DWR_EQPMNT
FUELING TRANSACTION	DWB_FUELING_TRX
FULFILLMENT ACKNOWLEDGMENT LINE ITEM	DWB_FLFLMNT_ACKNLGMNT_LI
FULFILLMENT ACKNOWLEDGMENT TRANSACTION	DWB_FLFLMNT_ACKNLGMNT_LI
FUNCTION CODE	DWL_FNCTN_CD
FUND RECEIPT TRANSACTION	DWB_TNDR_CNTRL_TRX
GENDER	DWL_GNDR
GEOGRAPHY CITY	DWR_GEO_CITY
GEOGRAPHY COUNTRY	DWR_GEO_CNTRY
GEOGRAPHY COUNTY	DWR_GEO_CNTY
GEOGRAPHY DEMOGRAPHIC GROUP	DWR_GEO_DEMOG_GRP
GEOGRAPHY DEMOGRAPHY ATTRIBUTES	DWR_GEO_DEMOG_ATTR
GEOGRAPHY DEMOGRAPHY VALUE	DWR_GEO_DEMOG_VAL
GEOGRAPHY ENTITY	DWR_GEO_ENT
GEOGRAPHY HIERARCHY	DWR_GEO_HRCHY
GEOGRAPHY HIERARCHY LEVEL	DWR_GEO_HRCHY_LVL
GEOGRAPHY HIERARCHY LEVEL ASSIGNMENT	DWR_GEO_HRCHY_LVL_ASGN
GEOGRAPHY HIERARCHY VERSION	DWR_GEO_HRCHY_VRSN
GEOGRAPHY LEVEL	DWR_GEO_LVL
GEOGRAPHY LEVEL ATTRIBUTE VALUE	DWR_GEO_LVL_ATTR_VAL
GEOGRAPHY LEVEL ATTRIBUTES	DWR_GEO_LVL_ATTR
GEOGRAPHY REGION	DWR_GEO_RGN
GEOGRAPHY STATE	DWR_GEO_STATE
GEOGRAPHY SUB REGION	DWR_GEO_SB_RGN
GEOGRAPHY WORLD	DWR_GEO_WORLD
GIFT CERTIFICATE CLASS	DWR_GFT_CRTFCT_CLASS
GIFT CERTIFICATE TYPE	DWL_GFT_CRTFCT_TYP

Table 4-1 (Cont.) Entity Mapping Logical to Physical: A to M Entities

Entity	Table or View
GL ACCOUNT	DWR_GL_ACCT
GL ACCOUNT ASSIGNMENT	DWR_GL_ACCT_ASGN
GL ACCOUNT ASSIGNMENT TYPE	DWL_GL_ACCT_ASGN_TYP
GL ACCOUNT TYPE	DWL_GL_ACCT_TYP
GL BALANCE	DWB_GL_BAL
GL COST CENTER SEGMENT	DWR_GL_SGMNT
GL JE LINE SUBLEDGER ASSIGNMENT	DWB_GL_JE_LN_SBLDGR_ASGN
GL JOURNAL ENTRY	DWB_GL_JRNL_ENTRY
GL JOURNAL ENTRY BATCH	DWB_GL_JRNL_ENTRY_BTCH
GL JOURNAL ENTRY CATEGORY	DWR_GL_JRNL_ENTRY_CTGRY
GL JOURNAL ENTRY LINE	DWB_GL_JRNL_ENTRY_LN
GL LEDGER	DWR_GL_LDGR
GL LEDGER ACCOUNT ASSIGNMENT	DWR_GL_LDGR_ACCT_ASGN
GL ORG BSNS UNIT SEGMENT	DWR_GL_SGMNT
GL PERIOD	DWR_GL_PRD
GL PRODUCT SEGMENT	DWR_GL_SGMNT
GL PROJECT SEGMENT	DWR_GL_SGMNT
GL SEGMENT	DWR_GL_SGMNT
GL SEGMENT TYPE	DWL_GL_SGMNT_TYP
GL SUBLEDGER	DWR_GL_SBLDGR
GL SUBLEDGER JOURNAL ENTRY	DWB_GL_SBLDGR_JRNL_ENTRY
GL SUBLEDGER JOURNAL ENTRY LINE	DWB_GL_SBLDGR_JRNL_ENTRY_LN
GROUP SELECT	DWR_SKU_ITEM
HALF HOUR	DWR_HLF_HR
HALF MONTH TODATE TRANSFORMATION	DWR_HLF_MO_TODATE_TRANS
HALF MONTH TRANSFORMATION	DWR_HLF_MO_TRANS
HALF YEAR TODATE TRANSFORMATION	DWR_HLF_YR_TODATE_TRANS
HALF YEAR TRANSFORMATION	DWR_HLF_YR_TRANS
HAZARDOUS MATERIAL TYPE	DWL_HZRDS_MTRL_TYP
HOUR	DWR_HR
HOURS TYPE	DWL_HRS_TYP
HOUSEHOLD	DWR_HH
ICD ALLOWANCE LINE ITEM	DWB_INV_CNTRL_DOC_LI
ICD ASSIGNMENT REASON	DWL_ICD_ASGN_RSN
ICD ASSIGNMENT TYPE	DWL_ICD_ASGN_TYP
ICD CHARGE LINE ITEM	DWB_INV_CNTRL_DOC_LI
ICD FREIGHT LINE ITEM	DWB_INV_CNTRL_DOC_LI
ICD LINE ITEM ASSIGNMENT	DWB_ICD_LI_ASGN
ICD MERCHANDISE LINE ITEM MODIFIER	DWB_ICD_MRCHNDS_LI_MDFR
ICD MERCHANDISE TAX LINE ITEM	DWB_ICD_MRCHNDS_TAX_LI
ICD TAX EXEMPTION MODIFIER	DWB_ICD_TAX_EXMPTN_MDFR
ICD TAX LINE ITEM	DWB_INV_CNTRL_DOC_LI

Table 4–1 (Cont.) Entity Mapping Logical to Physical: A to M Entities

Entity	Table or View
IMPRESSION	DWB_IMPRESSED
IMPRESSION TYPE	DWL_IMPRESSED_EVT_TYP
INDIVIDUAL DEMOGRAPHY VALUE	DWR_INDVL_DEMOG_VAL
INGREDIENT	DWR_INGREDIENT
INGREDIENT OPTION	DWR_INGREDIENT_OPTION
INTERACTION CHANNEL	DWL_INTRACN_CHNL
INTERACTION CHANNEL TYPE	DWL_INTRACN_CHNL_TYP
INTERACTION DIRECTION	DWL_INTRACN_DRCTN
INTERACTION REASON	DWL_INTRACN_RSN
INTERACTION RESULT TYPE	DWL_INTRACN_RSLT_TYP
INTERACTION STATUS	DWL_INTRACN_STAT
INTERACTION THREAD STATUS	DWL_INTRACN_THRD_STAT
INTERACTION TYPE	DWL_INTRACN_TYP
INVENTORY ACCOUNTING METHOD	DWL_INV_ACCT_MTHD
INVENTORY ADJUSTMENT DOCUMENT	DWB_INV_ADJ_DOC
INVENTORY ADJUSTMENT DOCUMENT LINE ITEM	DWB_INV_ADJ_DOC_LI
INVENTORY ADJUSTMENT ITEM DAY DERIVED	DWD_INV_ADJ_ITEM_DAY
INVENTORY CONDITION	DWL_INV_CNDTN
INVENTORY CONTROL DOCUMENT	DWB_INV_CNTRL_DOC
INVENTORY CONTROL DOCUMENT ASSIGNMENT	DWB_INV_CNTRL_DOC_ASGN
INVENTORY CONTROL DOCUMENT LINE ITEM	DWB_INV_CNTRL_DOC_LI
INVENTORY CONTROL DOCUMENT LINE ITEM TYPE	DWL_INV_DOC_LI_TYP
INVENTORY DOCUMENT TYPE	DWL_INV_DOC_TYP
INVENTORY ITEM STATE	DWB_INV_ITEM_STATE
INVENTORY LOCATION	DWR_INV_LOC
INVENTORY LOCATION TYPE	DWL_INV_LOC_TYP
INVENTORY POSITION DEPT DAY AGGR	DWA_INV_POSN_DEPT_DAY
INVENTORY POSITION ITEM DAY DERIVED	DWD_INV_POSN_ITEM_DAY
INVENTORY POSITION SUBCLASS MONTH AGGR	DWA_INV_POSN_SBC_MO
INVENTORY RECEIPT ITEM DAY DERIVED	DWD_INV_RCPT_ITEM_DAY
INVENTORY RECEIPT SUBCLASS WEEK AGGR	DWA_INV_RCPT_SBC_WK
INVENTORY SPACE ALLOCATION	DWB_INV_SPACE_ALCTN
INVENTORY STATE	DWL_INV_STATE
INVENTORY STATUS	DWL_INV_STAT
INVENTORY TRANSFER ITEM DAY DERIVED	DWD_INV_XFER_ITEM_DAY
INVENTORY TYPE	DWL_INV_TYP
INVENTORY UNAVAILABLE ITEM DAY DERIVED	DWD_INV_UNAVL_ITEM_DAY
INVENTORY VENDOR COMPLIANCE DAY DERIVED	DWD_INV_VNDR_CMLPNC_DAY
ISSUE TYPE	DWL_ISSUE_TYP
ITEM	DWR_ITEM
ITEM CLASS	DWR_ITEM_CLASS
ITEM CLUSTER	DWR_ITEM_CLSTR

Table 4–1 (Cont.) Entity Mapping Logical to Physical: A to M Entities

Entity	Table or View
ITEM CLUSTER CUSTOMER ASSIGNMENT	DWR_ITEM_CLSTR_CUST_ASGN
ITEM CLUSTER TYPE	DWL_ITEM_CLSTR_TYP
ITEM COMPANY	DWR_ITEM_CMPNY
ITEM DEPARTMENT	DWR_ITEM_DEPT
ITEM DIVISION	DWR_ITEM_DIV
ITEM ELECTRONIC LABEL	DWR_ITEM_LBL
ITEM GROUP	DWR_ITEM_GRP
ITEM HIERARCHY	DWR_ITEM_HRCHY
ITEM HIERARCHY LEVEL	DWR_ITEM_HRCHY_LVL
ITEM HIERARCHY LEVEL ASSIGNMENT	DWR_ITEM_HRCHY_LVL_ASGN
ITEM HIERARCHY VERSION	DWR_ITEM_HRCHY_VRSN
ITEM INVENTORY JOURNAL ENTRY	DWB_ITEM_INV_JRNL_ENTRY
ITEM LABEL	DWR_ITEM_LBL
ITEM LEVEL	DWR_ITEM_LVL
ITEM LEVEL ATTRIBUTE	DWR_ITEM_LVL_ATTR
ITEM LEVEL ATTRIBUTE VALUE	DWR_ITEM_LVL_ATTR_VAL
ITEM LOOKUP METHOD	DWL_ITEM_LKUP_MTHD
ITEM MARKET DATA	DWR_ITEM_MKT_DATA
ITEM PRICE DERIVATION RULE	DWR_ITEM_PRICE_DRVTN_RULE
ITEM SALES PROHIBITION PERIOD RULE	DWR_SLS_RSTRCT
ITEM SEASON	DWR_ITEM_SEASON
ITEM SELLING RULE	DWR_ITEM_SLNG_RULE
ITEM SHELF LABEL	DWR_ITEM
ITEM SPIFF RULE	DWR_ITEM_SPIFF_RULE
ITEM STATE	DWL_ITEM_STATE
ITEM SUBCLASS	DWR_ITEM_SBC
ITEM SUBDEPARTMENT	DWR_ITEM_SBDEPT
ITEM TENDER RESTRICTION GROUP	DWR_ITEM_TNDR_RSTRCT_GRP
ITEM TENDER RESTRICTION RULE	DWR_ITEM_TNDR_RSTRCT_RULE
ITEM TICKET	DWR_ITEM
JOB ALLOCATION	DWB_JB_ALCTN
JOB ROLES	DWL_JB_RL
JOB TASK SET	DWR_JB_TASK_SET
KEY LOCK EQUIPMENT STATISTICS READING	DWB_KEY_LCK_EQPMNT_STSTCS_RDNG
KNOWN SOURCE TYPE	DWL_KNWN_SRC_TYP
LABEL TYPE	DWL_LBL_TYP
LANGUAGE	DWL_LANG
LETTER TYPE	DWL_LTTR_TYP
LIABILITY DAY DERIVED	DWD_LIAB_DAY
LIABILITY MONTH AGGR	DWA_LIAB_MO
LIABILITY TYPE	DWL_LIAB_TYP
LICENSE SALES RESTRICTION	DWR_LICNS_SLS_RSTRCT

Table 4–1 (Cont.) Entity Mapping Logical to Physical: A to M Entities

Entity	Table or View
LIFECYCLE TYPE	DWL_LFCCL_TYP
LINE DISPLAY EQUIPMENT STATISTICS READING	DWB_LN_DSPL_EQPMNT_STSTCS_RDNG
LOCAL AUTHORITY TYPE	DWL_LCL_AUTH_TYP
LOCAL TAX AUTHORITY	DWR_LCL_TAX_AUTH
LOCATION	Super-entity with work location, selling location, and inventory location as subtypes
LOCATION TYPE	DWL_LOC_TYP
LOYALTY AWARD	DWR_LYLTY_AWRD
LOYALTY PROGRAM	DWR_LYLTY_PROG
LOYALTY REWARD LINE ITEM	DWB_LYLTY_RWRD_LI
MANUFACTURER	DWR_MNFCTR
MANUFACTURER BRAND	DWR_MNFCTR_BRND
MANUFACTURER COST	DWB_COST
MANUFACTURER COUPON FAMILY	DWR_MNFCTR_CPN_FMLY
MANUFACTURER INVENTORY ITEM STATE	DWB_MNFCTR_INV_ITEM_STATE
MANUFACTURER ITEM CLASS	DWR_MNFCTR_ITEM_CLASS
MANUFACTURER ITEM COMPANY	DWR_MNFCTR_ITEM_CMPNY
MANUFACTURER ITEM DIVISION	DWR_MNFCTR_ITEM_DIV
MANUFACTURER ITEM GROUP	DWR_MNFCTR_ITEM_GRP
MANUFACTURER ITEM RETAILER ASSIGNMENT	DWR_MNFCTR_ITEM_RTLR_ASGN
MANUFACTURER ITEM SUBCLASS	DWR_MNFCTR_ITEM_SBC
MANUFACTURER ORGANIZATION COMPETITOR ASSIGNMENT	DWR_MNFCTR_ORG_CMPTR_ASGN
MANUFACTURER RETAILER ITEM ASSIGNMENT	DWR_MNFCTR_RTLR_ITEM_ASGN
MANUFACTURER SKU ITEM	DWR_MNFCTR_SKU_ITEM
MANUFACTURER SKU ITEM BUSINESS UNIT ASSIGNMENT	DWR_MNFCTR_SKU_BSNS_UNIT_ASGN
MANUFACTURER SKU ITEM COLLECTION	DWR_MNFCTR_SKU_ITEM_COLLCTN
MANUFACTURER SKU ITEM SELLING PRICE	DWR_MNFCTR_SKU_ITEM_SLNG_PRICE
MANUFACTURER SKU ITEM SELLING PRICE HISTORY	DWB_MNFCTR_SKU_IM_SLNG_PRC_HST
MANUFACTURER SKU ITEM SHELF ATTRIBUTES	DWR_MNFCTR_SKU_ITEM_SHLF_ATTR
MANUFACTURER SKU ITEM VARIETY ASSIGNMENT	DWR_MNFCTR_SKU_ITEM_VRTY_ASGN
MANUFACTURER STOCK	DWR_MNFCTR_STCK
MANUFACTURER TYPE	DWL_MNFCTR_TYP
MANUFACTURER VARIETY	DWR_MNFCTR_VRTY
MARITAL STATUS	DWL_MRTL_STAT
MARKET AREA	DWR_MKT_AREA
MARKET AREA LEVEL	DWR_MKT_AREA_LVL
MARKET ITEM DEPARTMENT	DWR_MKT_ITEM_DEPT
MARKET ITEM DEPARTMENT ASSIGNMENT	DWR_MKT_ITEM_DEPT_ASGN
MARKET SALES ITEM WEEK	DWB_MKT_SLS_ITEM_LVL_WK
MEDIA	DWR_MEDIA
MEDIA COST	DWB_COST
MEDIA DEPICTION ITEM ASSIGNMENT	DWR_MEDIA_DPCT_ITEM_ASGN

Table 4–1 (Cont.) Entity Mapping Logical to Physical: A to M Entities

Entity	Table or View
MEDIA TYPE	DWL_MEDIA_TYP
MEMBERSHIP ACCOUNT	DWR_MBRSHIP_ACCT
MEMBERSHIP TYPE	DWL_MBRSHIP_TYP
MICR EQUIPMENT STATISTICS READING	DWB_MICR_EQPMNT_STTSTCS_RDNG
MINUTE	DWR_MNT
MISCELLANEOUS FEE LINE ITEM	DWB_MISCLNS_FEE_LI
MISCELLANEOUS LINE ITEM TYPE	DWL_MISCLNS_LI_TYP
MISSED SCHEDULE	DWB_MISS_SCHL
MIX AND MATCH PRICE DERIVATION ITEM	DWR_MIX_N_MTCH_PRC_DRVTN_ITEM
MIX AND MATCH PRICE DERIVATION RULE	DWR_MIX_N_MTCH_PRC_DRVTN_RULE
MONTH TODATE TRANSFORMATION	DWR_MO_TODATE_TRANS
MONTH TRANSFORMATION	DWR_MO_TRANS
MOTION SENSOR EQUIPMENT STATISTICS READING	DWB_MTN_SNSR_EQPMT_STSTCS_RDNG
MULTIPLE TENDER CLASS	DWL_MLTPPL_TNDR_CLASS

Table 4–2 Entity Mapping Logical to Physical: N to Z Entities

Entity	Table or View
NATIONALITY	DWL_NTNLTY
NOZZLE	DWR_EQPMNT
NOZZLE HISTORY	DWB_NOZZLE_HIST
OPERATING COST	DWB_COST
OPERATING SYSTEM	DWR_OPERTNG_SYS
ORDER	DWB_ORDR
ORDER CATEGORY TYPE	DWL_ORDR_CTGRY_TYP
ORDER DOCUMENT	DWB_INV_CNTRL_DOC
ORDER LINE ITEM	DWB_ORDR_LI
ORDER LINE ITEM STATE	DWB_ORDR_LI_STATE
ORDER LINE ITEM STATE TYPE	DWL_ORDR_LI_STATE_TYP
ORDER LINE ITEM TYPE	DWL_ORDR_LI_TYP
ORDER SOURCE TYPE	DWL_ORDR_SRC
ORDER STATE	DWL_ORDR_STATE
ORDER STATUS	DWL_ORDR_STAT
ORDER STATUS TYPE	DWL_ORDR_STAT_TYP
ORDER TYPE	DWL_ORDR_TYP
ORG BSNS UNIT SUB REGION ASSIGNMENT	DWR_ORG_BSNS_UNIT_SB_RGN_ASGN
ORGANIZATION	DWR_ORG
ORGANIZATION AREA	DWR_ORG_AREA
ORGANIZATION BANNER	DWR_ORG_BNR
ORGANIZATION BUSINESS ENTITY	DWR_ORG_BSNS_ENT
ORGANIZATION BUSINESS UNIT	DWR_ORG_BSNS_UNIT
ORGANIZATION BUSINESS UNIT HOLIDAY	DWR_ORG_BSNS_UNIT_HOLIDAY
ORGANIZATION BUSINESS UNIT HOURS DAY DERIVED	DWD_ORG_BSNS_UNT_HRS_DAY

Table 4–2 (Cont.) Entity Mapping Logical to Physical: N to Z Entities

Entity	Table or View
ORGANIZATION BUSINESS UNIT TRAFFIC	DWB_ORG_BSNS_UNIT_TRFC
ORGANIZATION BUSINESS UNIT TRAFFIC DAY DERIVED	DWD_ORG_BSNS_UNT_TRFC_DAY
ORGANIZATION CATALOG	DWR_ORG_BSNS_UNIT
ORGANIZATION CHAIN	DWR_ORG_CHAIN
ORGANIZATION COMPANY	DWR_ORG_CMPNY
ORGANIZATION COST	DWB_COST
ORGANIZATION DEMOGRAPHY VALUE	DWR_ORG_DEMOG_VAL
ORGANIZATION DEPARTMENT	DWR_ORG_DEPT
ORGANIZATION DISTRIBUTION CENTER	DWR_ORG_BSNS_UNIT
ORGANIZATION DISTRICT	DWR_ORG_DSTRCT
ORGANIZATION DIVISION	DWR_ORG_DIV
ORGANIZATION HIERARCHY	DWR_ORG_HRCHY
ORGANIZATION HIERARCHY LEVEL	DWR_ORG_HRCHY_LVL
ORGANIZATION HIERARCHY VERSION	DWR_ORG_HRCHY_VRSN
ORGANIZATION LEVEL	DWR_ORG_LVL
ORGANIZATION LEVEL ATTRIBUTE VALUE	DWR_ORG_LVL_ATTR_VAL
ORGANIZATION LEVEL ATTRIBUTES	DWR_ORG_LVL_ATTR
ORGANIZATION LEVEL TYPE	DWL_ORG_LVL_TYP
ORGANIZATION MARKET DATA	DWR_ORG_MKT_DATA
ORGANIZATION RECIPE ASSIGNMENT	DWR_ORG_RECIPE_ASGN
ORGANIZATION REGION	DWR_ORG_RGN
ORGANIZATION STORE	DWR_ORG_BSNS_UNIT
ORGANIZATION TYPE	DWL_ORG_TYP
ORGANIZATION WAREHOUSE	DWR_ORG_BSNS_UNIT
ORGANIZATION WEB STORE	DWR_ORG_BSNS_UNIT
OTHER INDIVIDUAL	DWR_OTHR_INDVL
PACKING SLIP	DWB_INV_CNTRL_DOC
PAGE	DWR_PG
PAGE CATEGORY	DWR_PG_CTGRY
PAGE CATEGORY LEVEL	DWR_PG_CTGRY_LVL
PARTY	DWR_PRTY
PARTY ASSIGNMENT	DWR_PRTY_ASGN
PARTY ASSIGNMENT REASON	DWL_PRTY_ASGN_RSN
PARTY ASSIGNMENT TYPE	DWL_PRTY_ASGN_TYP
PARTY CONTACT INFORMATION	DWR_PRTY_CNCT_INFO
PARTY CONTACT INFORMATION TYPE	DWL_PRTY_CNCT_INFO_TYP
PARTY DEMOGRAPHIC GROUP	DWR_PRTY_DEMOG_GRP
PARTY DEMOGRAPHY ATTRIBUTE	DWR_PRTY_DEMOG_ATTR
PARTY DEMOGRAPHY VALUE	DWR_PRTY_DEMOG_VAL
PARTY INTERACTION CALL EVENT	DWB_PRTY_INTRACN_CALL_EVT
PARTY INTERACTION EMAIL EVENT	DWB_PRTY_INTRACN_EML_EVT
PARTY INTERACTION EVENT	Only subtypes are physicalized

Table 4–2 (Cont.) Entity Mapping Logical to Physical: N to Z Entities

Entity	Table or View
PARTY INTERACTION LETTER EVENT	DWB_PRTY_INTRACN_LTTR_EVT
PARTY INTERACTION THREAD	DWB_PRTY_INTRACN_THRD
PARTY INTERACTION THREAD EVENT ASSIGNMENT	DWB_PRTY_INTRACN_THRD_EVT_ASGN
PARTY INTERACTION THREAD STATUS HISTORY	DWB_PRTY_INTRCN_THRD_STAT_HIST
PARTY INTERACTION THREAD TYPE	DWL_PRTY_INTRACN_THRD_TYP
PARTY INTERACTION VISIT EVENT	DWB_PRTY_INTRACN_VST_EVT
PARTY STATUS CATEGORY	DWL_PRTY_STAT_CTGRY
PARTY STATUS CODE	DWL_PRTY_STAT_CD
PARTY STATUS HISTORY	DWB_PRTY_STAT_HIST
PARTY STATUS TYPE	DWL_PRTY_STAT_TYP
PARTY TYPE	DWL_PRTY_TYP
PAY CATEGORY	DWL_PAY_CTGRY
PAY DETAIL	DWB_PAY_DTL
PAY TYPE	DWL_PAY_TYP
PAYABLE INVOICE	DWB_PAYBL_INVC
PAYABLE INVOICE ITEM	DWB_PAYBL_INVC_ITEM
PAYMENT ON ACCOUNT LINE ITEM	DWB_PYMT_ON_ACCT_LI
PENALTY METHOD	DWL_PNLTY_MTHD
PERIOD CLOSE TRANSACTION	DWB_CNTRL_TRX
PERIOD OPEN TRANSACTION	DWB_CNTRL_TRX
PERIOD TODATE TRANSFORMATION	DWR_PERIOD_TODATE_TRANS
PERIOD TRANSFORMATION	DWR_PERIOD_TRANS
PERIOD TYPE	DWL_PRD_TYP
PERSONAL ID REQUIRED TYPE	DWL_PRSNL_ID_REQD_TYP
PHASE	DWR_PHS
PHYSICAL COUNT DOCUMENT	DWB_PHY_CNT_DOC
PHYSICAL COUNT DOCUMENT LINE ITEM	DWB_PHY_CNT_DOC_LI
PHYSICAL INVENTORY EVENT	DWB_SCHL_EVT
PINPAD EQUIPMENT STATISTICS READING	DWB_PINPAD_EQPMNT_STTSTCS_RDNG
PLAN TYPE	DWL_PLAN_TYP
PLANNING PERIOD	DWR_PLNG_PERIOD
PLANNING QUARTER	DWR_PLNG_QTR
PLANNING SEASON	DWR_PLNG_SEASON
PLANNING SEASON WEEK ASSIGNMENT	DWR_PLNG_SEASON_WK_ASGN
PLANNING WEEK	DWR_PLNG_WK
PLANNING YEAR	DWR_PLNG_YR
PLATFORM	DWR_PLTFRM
POS CONTROL	DWD_POS_CNTRL
POS DEPARTMENT	DWR_POS_DEPT
POS IDENTITY	DWR_POS_IDNT
POS IDENTITY TYPE	DWL_POS_IDNT_TYP
POS KEYBOARD EQUIPMENT STATISTICS READING	DWB_POS_KEYBD_EQPMT_STSTS_RDNG

Table 4–2 (Cont.) Entity Mapping Logical to Physical: N to Z Entities

Entity	Table or View
POS LOCK TRANSACTION	DWB_CNTRL_TRX
POS NO SALE TRANSACTION	DWB_CNTRL_TRX
POS PRINTER EQUIPMENT STATISTICS READING	DWB_POS_PRNTR_EQPMT_STSTS_RDNG
POS RETAIL	DWD_POS_RTL
POS RETAIL EMPLOYEE MONTH AGGR	DWA_POS_RTL_EMP_MO
POS STORE FINANCIAL	DWD_POS_STORE_FINCL
POS TENDER FLOW	DWD_POS_TNDR_FLOW
POS TRANSACTION FLOW	Supertype (no physical table)
POS UNLOCK TRANSACTION	DWB_CNTRL_TRX
POSITION	DWR_POSN
POSITION HIERARCHY	DWR_POSN_HRCHY
POSITION WORK SCHEDULE	DWR_POSN_WRK_SCHL
POST CODE	DWR_POSTCD
POSTAL SERVICE TYPE	DWL_POSTL_SRVC_TYP
PREFERENCE TYPE	DWL_PREF_TYP
PREPARED	Subentity of SKU ITEM (Reference Entity)
PRICE DERIVATION RULE	DWR_PRICE_DRVTN_RULE
PRICE DERIVATION RULE ELIGIBILITY	DWR_PRICE_DRVTN_RULE_ELGBL
PRICE LINE	DWB_PRICE_LN
PRICE LIST	DWL_PRICE_LST
PRICE MODIFICATION LINE ITEM	DWB_PRICE_MODIFICATION_LI
PRICE TYPE	DWL_PRICE_TYP
PRODUCT	DWR_PROD
PRODUCT COST	DWB_COST
PRODUCT ENTITY	DWR_PROD_ENT
PRODUCTION ITEM CONVEYABLE TYPE	DWL_PRODTN_ITEM_CONVBL_TYP
PROFILE INDIVIDUAL	Subentity of CUSTOMER (Reference Entity)
PROFILE ORGANIZATION	Subentity of CUSTOMER (Reference Entity)
PROFILE SOURCE	DWR_PRFL_SRC
PROJECT	DWR_PROJ
PROMOTION	DWR_PRMTN
PROMOTION COST	DWB_COST
PROMOTION HISTORY	DWB_PRMTN_HIST
PROMOTION ITEM	DWR_PRMTN_ITEM
PROMOTION MEDIA COST	DWB_PRMTN_MEDIA_COST
PROMOTION PLAN	DWR_PRMTN_PLN
PROMOTION PRICE DERIVATION	DWR_PRMTN_PRICE_DRVTN
PROMOTION PRODUCT TYPE	DWL_PRMTN_PROD_TYP
PROMOTION PROMOTION TYPE	DWR_PRMTN_PRMTN_TYP
PROMOTION SELLING ITEM	DWR_PRMTN_SLNG_ITEM
PROMOTION TYPE	DWL_PRMTN_TYP
PROSPECT	DWR_PRSPCT

Table 4–2 (Cont.) Entity Mapping Logical to Physical: N to Z Entities

Entity	Table or View
PROSPECT INDIVIDUAL	Subentity of PROSPECT (Reference Entity)
PROSPECT ORGANIZATION	Subentity of PROSPECT (Reference Entity)
PROSPECT QUICK FACTS	Subentity of PROSPECT (Reference Entity)
PROSPECT RESTRICTED INFO	DWR_PRSPCT_RSTRCT_INFO
PURCHASE ORDER	DWB_PCHSE_ORDR
PURCHASE ORDER DEPARTMENT MONTH AGGR	DWA_PCHSE_ORDR_DEPT_MO
PURCHASE ORDER LINE ITEM	DWB_PCHSE_ORDR_LI
PURCHASE ORDER LINE ITEM DAY AGGR	DWA_PCHSE_ORDR_LI_DAY
PURCHASE ORDER LINE ITEM MONTH AGGR	DWA_PCHSE_ORDR_LI_MO
PURCHASE ORDER LINE ITEM STATE	DWB_PCHSE_ORDR_LI_STATE
PURCHASE ORDER LINE ITEM STATE DERIVED	DWD_PCHSE_ORDR_LI_STATE
PURCHASE ORDER STATE	DWB_PCHSE_ORDR_STATE
PURCHASE ORDER STATE DERIVED	DWD_PCHSE_ORDR_STATE
PURCHASE ORDER SUBCLASS DAY AGGR	DWA_PCHSE_ORDR_SBC_DAY
QUARTER HOUR	DWR_QTR_HR
QUARTER TODATE TRANSFORMATION	DWR_QTR_TODATE_TRANS
QUARTER TRANSFORMATION	DWR_QTR_TRANS
REASON	DWL_RSN
REASON CATEGORY	DWL_RSN_CTGRY
RECEIVING DOCUMENT	DWB_INV_CNTRL_DOC
RECIPE	DWR_RECIPE
RECIPE INGREDIENT ASSIGNMENT	DWR_RECIPE_INGREDIENT_ASGN
REFERRING CATEGORY	DWR_REFERRING_CTGRY
REFERRING CATEGORY LEVEL	DWR_REFERRING_CTGRY_LVL
REFERRING SITE	DWR_REFERRING_SITE
REFERRING URL	DWR_REFERRING_URL
REGION	DWR_RGN
RELATED ITEM ASSOCIATION	DWR_RLTD_ITEM ASSOCTN
RELATED ITEM ASSOCIATION TYPE	DWL_RLTD_ITEM ASSOCTN_TYP
RELIGIOUS AFFILIATION	DWL_RELIGIOUS_AFFLTN
RENTAL SERVICE	DWR_RNTL_SRVC
RENTAL UNIT	DWR_RNTL_UNIT
REQUEST FOR DEBIT CREDIT DOCUMENT	DWB_INV_CNTRL_DOC
REQUEST ORIGIN TYPE	DWL_RQST_ORIGIN
REQUISITION DOCUMENT	DWB_INV_CNTRL_DOC
RESERVATION	DWB_RESERVATION
RESTRICTION VALIDATION QUESTION	DWR_RSTRCT_VALID_QUES
RETAIL SALE LINE ITEM AUDIT	DWB_RTL_SL_LI_AUDIT
RETAIL SALE RETURN DEPARTMENT DAY AGGR	DWA_RTL_SL_RETRN_DEPT_DAY
RETAIL SALE RETURN ITEM DAY DERIVED	DWD_RTL_SL_RETRN_ITEM_DAY
RETAIL SALE RETURN LINE ITEM	DWB_RTL_SL_RTRN_LI
RETAIL SALE RETURN SUBCLASS MONTH AGGR	DWA_RTL_SL_RETRN_SBC_MO

Table 4–2 (Cont.) Entity Mapping Logical to Physical: N to Z Entities

Entity	Table or View
RETAIL TENDER HISTORY DERIVED	DWD_RTL_TNDR_HIST
RETAIL TENDER LINE ITEM	DWB_RTL_TNDR_LI
RETAIL TENDER LINE ITEM AUDIT	DWB_RTL_TNDR_LI_AUDIT
RETAIL TRANSACTION	DWB_RTL_TRX
RETAIL TRANSACTION ASSOCIATE ASSIGNMENT	DWB_RTL_TRX ASSOCT_ASGN
RETAIL TRANSACTION DELIVERY PREFERENCE	DWR_RTL_TRX_DLVRY_PREF
RETAIL TRANSACTION DELIVERY PREFERENCE ITEM	DWR_RTL_TRX_DLVRY_PREF_ITEM
RETAIL TRANSACTION DISCOUNT LINE ITEM AUDIT	DWB_RTL_TRX_DISC_LI_AUDIT
RETAIL TRANSACTION EMP WORKSTATION DAY DERIVED	DWD_RTL_TRX_EMP_WRKSTN_DAY
RETAIL TRANSACTION LINE ITEM	DWB_RTL_TRX_LI
RETAIL TRANSACTION LINE ITEM ASSIGNMENT	DWB_RTL_TRX_LI_ASGN
RETAIL TRANSACTION LINE ITEM ASSIGNMENT TYPE	DWL_RTL_TRX_LI_ASGN_TYP
RETAIL TRANSACTION LINE ITEM GROUP	DWB_RTL_TRX_LI_GRP
RETAIL TRANSACTION LINE ITEM GROUP TYPE	DWL_RTL_TRX_LI_GRP_TYP
RETAIL TRANSACTION LINE ITEM TYPE	DWL_RTL_TRX_LI_TYP
RETAIL TRANSACTION MISC LINE ITEM	DWB_RTL_TRX_MISC_LI
RETAIL TRANSACTION SHIPMENT	DWB_RTL_TRX_SHPMNT
RETAIL TRANSACTION SHIPMENT ITEM	DWB_RTL_TRX_SHPMNT_ITEM
RETAIL TYPE	DWL_RTL_TYP
RETAIL VALUATION LEDGER ACCOUNT HISTORY	DWB_RTL_VALTN_LDGR_ACCT_HIST
RETAILER	DWR_RTLLR
RETAILER ASSIGNMENT	DWR_RTLLR_ASGN
RETAILER BRAND	DWR_RTLLR_BRND
RETAILER CLUSTER	DWR_RTLLR_CLSTR
RETAILER CLUSTER ITEM ASSIGNMENT	DWR_RTLLR_CLSTR_ITEM_ASGN
RETAILER CLUSTER RETAILER ASSIGNMENT	DWR_RTLLR_CLSTR_RTLLR_ASGN
RETAILER ORDER	DWB_ORDR
RETAILER ORDER LINE ITEM	DWB_ORDR_LI
RETAILER PAYMENT	DWB_RTLLR_PYMT
RETAILER VENDOR ASSIGNED STATUS	DWB_RTLLR_VNDR_ASGND_STAT
RETURN AGENT	DWR_VNDR
RETURN AUTHORIZATION REQUEST	DWB_INV_CNTRL_DOC
RETURN DOCUMENT	DWB_INV_CNTRL_DOC
RETURN TO VENDOR DEPARTMENT DAY AGGR	DWA_RTV_DEPT_DAY
RETURN TO VENDOR ITEM DAY DERIVED	DWD_RTV_ITEM_DAY
RETURN TO VENDOR SUBCLASS MONTH AGGR	DWA_RTV_SBC_MO
RETURN TYPE	DWL_RETRN_TYP
REVENUE CENTER	DWR_RVN_CNTR
RFMP METHOD	DWL_RFMP_MTHD
ROLES HIERARCHY	DWR_RL_HRCHY
ROUNDING LINE ITEM	DWB_RNDNG_LI
SAFE TRANSFER TRANSACTION	DWB_TNDR_CNTRL_TRX

Table 4–2 (Cont.) Entity Mapping Logical to Physical: N to Z Entities

Entity	Table or View
SALE OR RETURN ACTION	DWL_SL_OR_RETRN_ACTN
SALE RETURN TAX OVERRIDE MODIFIER	DWB_SL_RETRN_TAX_OVRRD_MDFR
SALE WEIGHT OR UNIT COUNT	DWL_SL_WT_OR_UNIT_CNT
SALES ASSOCIATE ACTION	DWL_SL ASSOCT_ACTN
SALES FORECAST ITEM ORG HIERARCHY WEEK	DWB_FRCST_ITEM_ORG_HRCHY_WK
SALES METER	DWR_EQPMNT
SALES METER READING	DWB_SL_METER_RDNG
SALES ORDER	DWB_ORDR
SALES ORDER LINE ITEM	DWB_ORDR_LI
SALES PLAN ITEM ORG HIERARCHY WEEK	DWB_SL_PLAN_ITEM_ORG_HRCHY_WK
SALES RESTRICTION	DWR_SLS_RSTRCT
SCALE EQUIPMENT STATISTICS READING	DWB_SCL_EQPMNT_STTSTCS_RDNG
SCANNER EQUIPMENT STATISTICS READING	DWB_SCNR_EQPMNT_STTSTCS_RDNG
SCHEDULE EVENT	DWB_SCHL_EVT
SEARCH	DWR_SEARCH
SEARCH CATEGORY	DWR_SEARCH_CTGRY
SEARCH CATEGORY LEVEL	DWR_SEARCH_CTGRY_LVL
SEASON	DWR_SEASON
SECOND	DWR_SCND
SECURITY CLASS	DWL_SCRTY_CLASS
SECURITY REQUIRED TYPE	DWL_SCRTY_REQD_TYP
SELLING LOCATION	DWR_SLNG_LOC
SELLING LOCATION TYPE	DWL_SLNG_LOC_TYP
SELLING STATUS	DWL_SLNG_STAT
SEND CHECK TENDER LINE ITEM	DWB_RTL_TNDR_LI
SERIALIZED ITEM	DWR_SRLZD_ITEM
SERIALIZED UNIT	DWR_SRLZD_UNIT
SERIALIZED UNIT MODIFIER	DWB_SRLZD_UNIT_MDFR
SERIALIZED UNIT TYPE	DWL_SRLZD_UNIT_TYP
SERVER	DWR_SERVER
SERVER FARM	DWR_SERVER_FARM
SERVER STATUS	DWL_SERVER_STAT
SERVER STATUS HISTORY	DWB_SERVER_STAT_HIST
SERVICE ITEM PROVIDER	DWR_SRVC_ITEM_PRVDR
SERVICE PROVIDER	DWR_VNDR
SERVICE SKU	Subentity of SKU ITEM (Reference Entity)
SERVICE TERM	DWR_SRVC_TERM
SERVICE TYPE	DWL_SRVC_TYP
SESSION	DWB_SESSION
SESSION TYPE	DWL_SESSION_TYP
SHIFT DIFFERENTIAL	DWR_SHFT_DFFRNTL
SHIFT TYPE	DWL_SHFT_TYP

Table 4–2 (Cont.) Entity Mapping Logical to Physical: N to Z Entities

Entity	Table or View
SHIPMENT METHOD	DWL_SHPMNT_MTHD
SHIPMENT PRIORITY	DWL_SHPMNT_PRIORITY
SIGN OFF TRANSACTION	DWB_CNTRL_TRX
SIGN ON TRANSACTION	DWB_CNTRL_TRX
SIGNATURE EQUIPMENT CAPTURE STATISTICS READING	DWB_SGNTR_EQMT_CPTR_STSTS_RDNG
SITE	DWR_SITE
SIZE	DWL_SZ
SIZE TYPE	DWL_SZ_TYP
SKU ITEM	DWR_SKU_ITEM
SKU ITEM BUSINESS UNIT INVENTORY RULES	DWR_SKU_ITEM_BU_INV_RULE
SKU ITEM BUSINESS UNIT SELLING PRICE	DWB_SKU_ITEM_BU_SLNG_PRC
SKU ITEM CHOICE	DWR_SKU_ITEM_CHOICE
SKU ITEM COLLECTION	DWR_SKU_ITEM_COLLCTN
SKU ITEM CONSTRUCTION	DWR_SKU_ITEM_CONSTRCTN
SKU ITEM RECIPE ASSIGNMENT	DWR_SKU_ITEM_RECIPE_ASGN
SKU ITEM SELLING PRICE	DWB_SKU_ITEM_SLNG_PRICE
SKU ITEM SELLING PRICE HISTORY	DWB_SKU_ITEM_SLNG_PRICE_HIST
SKU ITEM SHELF ATTRIBUTES	DWR_SKU_ITEM_SHLF_ATTR
SKU ITEM STYLE	DWL_SKU_ITEM_STYLE
SKU ITEM SUBSTITUTION	DWR_SKU_ITEM_SBSTTN
SKU ITEM TYPE	DWL_SKU_ITEM_TYP
SKU ITEM VARIETY ASSIGNMENT	DWR_SKU_ITEM_VRTY_ASGN
SKU ITEM WEIGHT	DWR_SKU_ITEM_WT
SOC JOB	DWR_SOC_JB
SOC JOB CATEGORY	DWR_SOC_JB_CTGRY
SOC JOB GROUP	DWR_SOC_JB_GRP
SOC JOB MAJOR GROUP	DWR_SOC_JB_MJR_GRP
SPACE UTILIZATION DEPARTMENT DAY AGGR	DWA_SPACE_UTLZTN_DEPT_DAY
SPACE UTILIZATION ITEM DAY DERIVED	DWD_SPACE_UTLZTN_ITEM_DAY
STATUS	DWL_STAT
STATUS REASON	DWL_STAT_RSN
STATUS TYPE	DWL_STAT_TYP
STOCK	Subentity of SKU ITEM (Reference Entity)
STOCK ITEM CONSUMER PRODUCT LABEL	DWR_STCK_ITEM_CONSMR_PROD_LBL
STOCK ITEM TYPE	DWL_STCK_ITEM_TYP
STOCK LEDGER ACCOUNT HISTORY	DWB_STCK_LDGR_ACCT_HIST
STOCK LEDGER JOURNAL ENTRY	DWB_STCK_LDGR_JRNL_ENTRY
STOCK METER	DWR_EQPMNT
STOCK METER READING	DWB_STCK_METER_RDNG
STORE FINANCIAL LEDGER ACCOUNT	DWR_STORE_FIN_LEDG_ACCT
STORE SAFE	DWR_STORE_SAFE
STORE SAFE SETTLEMENT TRANSACTION	DWB_CNTRL_TRX

Table 4–2 (Cont.) Entity Mapping Logical to Physical: N to Z Entities

Entity	Table or View
STORE WORKSTATION	Subentity of TOUCHPOINT (Reference Entity)
SUB BRAND	DWR_SB_BRND
SUB REGION	DWR_SB_RGN
SUBSCRIPTION	DWR_SBRP
SURVEY	DWR_SURVEY
SURVEY COST	DWB_COST
SURVEY QUESTION	DWR_SURVEY_QUES
SURVEY QUESTION OPTION	DWR_SURVEY_QUES_OPTION
SURVEY RESPONSE DETAIL	DWB_SURVEY_RESPN_DTL
SURVEY RESPONSE HEADER	DWB_SURVEY_RESPN_HDR
TANK	DWR_EQPMNT
TANK LEVEL GAUGE	DWR_EQPMNT
TANK PROBE	DWR_EQPMNT
TANK READING	DWB_TANK_RDNG
TANK TEMPERATURE READING	DWB_TANK_TEMP_RDNG
TANK TEMPERATURE SENSOR	DWR_EQPMNT
TARE	DWR_TARE
TARGET	Subentity of CAMPAIGN MESSAGE RENDERING (Reference Entity)
TASK	DWR_TASK
TASK PREREQUISITE	DWR_TASK_PREREQUISITE
TASK SET	DWR_TASK_SET
TAX AUTHORITY	DWR_TAX_AUTH
TAX EXEMPTION	DWR_TAX_EXMPTN
TAX GROUP RULE	DWR_TAX_GRP_RULE
TAX LEVEL TYPE	DWL_TAX_LVL_TYP
TAX LINE ITEM	DWB_TAX_LI
TAX LINE ITEM AUDIT	DWB_TAX_LI_AUDIT
TAX RATE CLASS	DWL_TAX_RATE_CLASS
TAX RATE RULE	DWR_TAX_RATE_RULE
TAX RESULT TYPE	DWL_TAX_RSLT_TYP
TAX THRESHOLD TYPE	DWL_TAX_THRSHLD_TYP
TAX TYPE	DWL_TAX_TYP
TAXABLE GROUP	DWR_TAXBL_GRP
TENDER	DWR_TNDR
TENDER ACCOUNT APPROVAL REFERENCE	DWR_TNDR_ACCT_APRVL_REF
TENDER ADJUSTMENT TRANSACTION	DWB_TNDR_CNTRL_TRX
TENDER AUTHORIZATION	DWB_TNDR_ATHRZTN
TENDER AUTHORIZATION REVERSAL	DWB_TNDR_ATHRZTN_REVERSAL
TENDER AUTHORIZATION TERMINAL	DWR_TNDR_ATHRZTN_TRML
TENDER AUTHORIZATION TERMINAL SOFTWARE VERSION	DWR_TNDR_ATHRZN_TRML_SFTWR_VSN
TENDER CLASS	DWL_TNDR_CLASS
TENDER CONTROL TRANSACTION	DWB_TNDR_CNTRL_TRX

Table 4–2 (Cont.) Entity Mapping Logical to Physical: N to Z Entities

Entity	Table or View
TENDER CONTROL TRANSACTION TENDER LINE ITEM	DWB_TNDR_CNTRL_TRX_TNDR_LI
TENDER DEPOSIT TRANSACTION	DWB_TNDR_CNTRL_TRX
TENDER EXCHANGE TRANSACTION	DWB_TNDR_CNTRL_TRX
TENDER LINE ITEM DENOMINATION	DWB_TNDR_LI_DENMTN
TENDER LOAN TRANSACTION	DWB_TNDR_CNTRL_TRX
TENDER PICKUP TRANSACTION	DWB_TNDR_CNTRL_TRX
TENDER REPOSITORY	DWR_TNDR_RPSTRY
TENDER REPOSITORY CLASS	DWL_TNDR_RPSTRY_CLASS
TENDER REPOSITORY TENDER ACCOUNT	DWR_TNDR_RPSTRY_TNDR_ACCT
TERM CODE	DWR_TERM_CD
TERMS MASTER	DWB_TRMS_MASTER
TEST DELIVERY	DWB_FORECOURT_TRX
TILL DERIVED	DWD_TILL
TILL HISTORY	DWB_TILL_HIST
TILL LIMIT EXCEEDED TRANSACTION	DWB_CNTRL_TRX
TILL LIMIT RULE	DWR_TILL_LMT_RULE
TILL LIMIT TYPE	DWL_TILL_LMT_TYP
TILL MOVEMENT DIRECTION	DWL_TILL_MOVEMENT_DRCTN
TILL MOVEMENT TRANSACTION	DWB_CNTRL_TRX
TILL OPERATOR ASSIGNMENT TRANSACTION	DWB_CNTRL_TRX
TILL TAX HISTORY	DWB_TILL_TAX_HIST
TILL TENDER HISTORY	DWB_TILL_TNDR_HIST
TILL TENDER LIMIT RULE ASSIGNMENT	DWR_TILL_TNDR_LMT_RULE_ASGN
TILL WORKSTATION ASSIGNMENT	DWR_TILL_WRKSTN_ASGN
TIME PLANNING SEASON TODATE BY WEEK	DWR_TIME_PLNG_SEASON_TD_BY_WK
TIME PUNCH APPROVAL	DWB_TIME_PUNCH_APRVL
TIME PUNCH CORRECTION	DWB_TIME_PUNCH_CORRECTION
TIME PUNCH TRANSACTION	DWB_CNTRL_TRX
TIME STANDARD BY DAY	DWR_TIME_STNDRD_BY_DAY
TIME STANDARD BY WEEK	DWR_TIME_STNDRD_BY_WK
TIME ZONE	DWR_TIME_ZN
TIP OUT TRANSACTION	DWB_TNDR_CNTRL_TRX
TONE INDICATOR EQUIPMENT STATISTICS READING	DWB_TONE_IND_EQPMT_STSTCS_RDNG
TOTAL TIME	DWR_TOT_TIME
TOUCHPOINT	DWR_TCHPNT
TRADE AREA	DWR_TRD_AREA
TRADE AREA COVERAGE	DWR_TRD_AREA_COVRG
TRADE IN TENDER	DWB_RTL_TNDR_LI
TRANSACTION ASSIGNMENT	DWB_TRX_ASGN
TRANSACTION ASSIGNMENT TYPE	DWL_TRX_ASGN_TYP
TRANSACTION CATEGORY	DWL_TRX_CTGRY
TRANSACTION TYPE	DWL_TRX_TYP

Table 4–2 (Cont.) Entity Mapping Logical to Physical: N to Z Entities

Entity	Table or View
TRANSFER IN DOCUMENT	DWB_INV_CNTRL_DOC
TRANSFER IN OUT DOCUMENT	DWB_INV_CNTRL_DOC
TRANSFER OUT DOCUMENT	DWB_INV_CNTRL_DOC
TRANSFER TYPE	DWL_TRNSFR_TYP
UNIT OF MEASURE	DWL_UOM
UNIT OF MEASURE CONFIGURATION	DWC_UOM_CONF
UNIT OF MEASURE CONVERSION	DWR_UOM_CONVRSN
UNIT OF MEASURE TYPE	DWL_UOM_TYP
UNLOCK TRANSACTION	Not physicalized
USER	DWR_USER
VALIDATION QUESTION ASSIGNMENT	DWR_VALID_QUES_ASGN
VALUE MEASURE	DWR_VAL_MSR
VALUE TYPE	DWL_VAL_TYP
VARIETY	DWR_VRTY
VARIETY TYPE	DWL_VRTY_TYP
VENDOR	DWR_VNDR
VENDOR APPOINTMENT	DWR_VNDR_APNMNT
VENDOR CARRIER ASSIGNMENT	DWR_VNDR_CARRIER_ASGN
VENDOR CLASS	DWL_VNDR_CLASS
VENDOR COMPLIANCE ITEM DAY DERIVED	DWD_VNDR_CMPLNC_ITEM_DAY
VENDOR CONTRACT	DWR_VNDR_CNRT
VENDOR COST	DWB_COST
VENDOR FACTOR COMPANY ASSIGNMENT	DWR_VNDR_FCTR_CMPNY_ASGN
VENDOR ITEM	DWR_VNDR_ITEM
VENDOR ITEM BUSINESS UNIT ASSIGNMENT	DWR_VNDR_ITEM_BSNS_UNIT_ASGN
VENDOR ITEM CATALOG BASE COST	DWB_VNDR_ITEM_CTLG_BASE_COST
VENDOR ITEM CATALOG BASE COST BREAK	DWB_VDR_ITM_CTLG_BASE_COST_BRK
VENDOR ITEM COST PER UNIT TYPE	DWL_VNDR_ITEM_CPU_TYP
VENDOR ITEM SKU ASSIGNMENT	DWR_VNDR_ITEM_SKU_ASGN
VENDOR MANUFACTURER BRAND	DWR_VNDR_MNFCTR_BRND
VENDOR QUICK FACTS	Subentity of VENDOR ITEM (Reference Entity)
VENDOR RATING	DWB_VNDR_RTNG
VENDOR RATING TYPE	DWL_VNDR_RTNG_TYP
VENDOR SITE	DWR_VNDR_SITE
VENDOR SITE ADDRESS	DWR_VNDR_SITE_ADDR
VENDOR SITE CARRIER ASSIGNMENT	DWR_VNDR_SITE_CARRIER_ASGN
VENDOR SKU BUSINESS UNIT ASSIGNMENT	DWR_VNDR_SKU_BSNS_UNIT_ASGN
VENDOR SKU COST PROFIT DAY	DWB_VNDR_SKU_COST_DAY
VENDOR STATUS	DWB_VNDR_STAT
VISITOR	DWR_VISITOR
VISITOR TYPE	DWL_VISITOR_TYP
VOID TRANSACTION	DWB_CNTRL_TRX

Table 4–2 (Cont.) Entity Mapping Logical to Physical: N to Z Entities

Entity	Table or View
VOIDS LINE ITEM	DWB_VOID_LI
WARRANTY TYPE	DWL_WRNTY_TYP
WEAVE	DWL_WEAVE
WEBSITE RESOURCE	DWR_WBSITE_RESRE
WEBSITE RESOURCE TYPE	DWL_WBSITE_RESRE_TYP
WEBSITE USER	DWR_WBSITE_USER
WEEK TODATE TRANSFORMATION	DWR_WK_TODATE_TRANS
WEEK TRANSFORMATION	DWR_WK_TRANS
WEEKDAY	DWR_WKDAY
WF CUSTOMER	DWR_CUST
WF CUSTOMER TYPE	DWL_WF_CUST_TYP
WORK HOUR TYPE	DWL_WRK_HR_TYP
WORK LOCATION	DWR_WRK_LOC
WORKSTATION DISPLAY	DWR_WRKSTN_DISP
WORKSTATION GROUP	DWR_WRKSTN_GRP
WORKSTATION LOCATION ASSIGNMENT	DWR_WRKSTN_LOC_ASGN
WORKSTATION LOCATION TYPE	DWL_WRKSTN_LOC_TYP
WORKSTATION PERIOD END TRANSACTION	DWB_CNTRL_TRX
WORKSTATION PERIOD START TRANSACTION	DWB_CNTRL_TRX
YEAR TRANSFORMATION	DWR_YR_TRANS

Oracle Retail Data Model Partitioning

This chapter provides the partitioning strategy for the Oracle Retail Data Model physical base, derived, and aggregate tables.

This chapter includes the following section:

- [Partitioning Strategy for Oracle Retail Data Model](#)

Partitioning Strategy for Oracle Retail Data Model

[Table 5–1](#) shows the partitioning strategy for the Oracle Retail Data Model physical base, derived, and aggregate tables.

Table 5–1 Physical Data Model Partitioning

Physical Table Name	Partition Type	Partition Key Column	Partition Level	Default Tablespace Name
DWA_ACCT_PAYBL_MO	INTERVAL	MO_KEY	MONTH	DW_AGGREGATE_TBS
DWA_ACCT_RCVBL_MO	INTERVAL	MO_KEY	MONTH	DW_AGGREGATE_TBS
DWA_ACTVTY_RQST_MO	INTERVAL	MO_KEY	MONTH	DW_AGGREGATE_TBS
DWA_ASSTS_MO	INTERVAL	MO_KEY	MONTH	DW_AGGREGATE_TBS
DWA_CARRIER_CMPLNC_WK	INTERVAL	WK_KEY	WEEK	DW_AGGREGATE_TBS
DWA_COST_MO	INTERVAL	MO_KEY	MONTH	DW_AGGREGATE_TBS
DWA_CRTFCT_ACTVTY_DAY	INTERVAL	DAY_KEY	DAY	DW_AGGREGATE_TBS
DWA_CUST_EMP_RLTNSHP_MO	INTERVAL	MO_KEY	MONTH	DW_AGGREGATE_TBS
DWA_CUST_EMP_SL_RETRN_MO	INTERVAL	MO_KEY	MONTH	DW_AGGREGATE_TBS
DWA_CUST_TYP_ORDR_DEPT_MO	INTERVAL	MO_KEY	MONTH	DW_AGGREGATE_TBS
DWA_CUST_TYP_ORDR_SBC_WK	INTERVAL	WK_KEY	WEEK	DW_AGGREGATE_TBS
DWA_INV_POSN_DEPT_DAY	INTERVAL	DAY_KEY	DAY	DW_AGGREGATE_TBS
DWA_INV_POSN_SBC_MO	INTERVAL	MO_KEY	MONTH	DW_AGGREGATE_TBS
DWA_INV_RCPT_SBC_WK	INTERVAL	WK_KEY	WEEK	DW_AGGREGATE_TBS
DWA_LIAB_MO	INTERVAL	MO_KEY	MONTH	DW_AGGREGATE_TBS
DWA_PCHSE_ORDR_DEPT_MO	INTERVAL	MO_KEY	MONTH	DW_AGGREGATE_TBS
DWA_PCHSE_ORDR_LI_DAY	INTERVAL	DAY_KEY	DAY	DW_AGGREGATE_TBS
DWA_PCHSE_ORDR_LI_MO	INTERVAL	MO_KEY	MONTH	DW_AGGREGATE_TBS
DWA_PCHSE_ORDR_SBC_DAY	INTERVAL	DAY_KEY	DAY	DW_AGGREGATE_TBS
DWA_POS_RTL_EMP_MO	INTERVAL	MO_KEY	MONTH	DW_AGGREGATE_TBS
DWA_RTL_SL_RETRN_DEPT_DAY	INTERVAL	DAY_KEY	DAY	DW_AGGREGATE_TBS
DWA_RTL_SL_RETRN_SBC_MO	INTERVAL	MO_KEY	MONTH	DW_AGGREGATE_TBS

Table 5–1 (Cont.) Physical Data Model Partitioning

Physical Table Name	Partition Type	Partition Key Column	Partition Level	Default Tablespace Name
DWA_RTV_DEPT_DAY	INTERVAL	DAY_KEY	DAY	DW_AGGREGATE_TBS
DWA_RTV_SBC_MO	INTERVAL	MO_KEY	MONTH	DW_AGGREGATE_TBS
DWA_ACCT_PAYBL_MO	HASH	ORG_BSNS_UNIT_KEY	BUSINESS UNIT KEY	DW_AGGREGATE_TBS
DWA_ACCT_RCVBL_MO	HASH	ORG_BSNS_UNIT_KEY	BUSINESS UNIT KEY	DW_AGGREGATE_TBS
DWA_ASSTS_MO	HASH	ORG_BSNS_UNIT_KEY	BUSINESS UNIT KEY	DW_AGGREGATE_TBS
DWA_CARRIER_CMPLNC_WK	HASH	ORG_BSNS_UNIT_KEY	BUSINESS UNIT KEY	DW_AGGREGATE_TBS
DWA_CRTFCT_ACTVTY_DAY	HASH	ORG_BSNS_UNIT_KEY	BUSINESS UNIT KEY	DW_AGGREGATE_TBS
DWA_CUST_EMP_RLTNSHP_MO	HASH	ORG_BSNS_UNIT_KEY	BUSINESS UNIT KEY	DW_AGGREGATE_TBS
DWA_CUST_EMP_SL_RETRN_MO	HASH	ORG_BSNS_UNIT_KEY	BUSINESS UNIT KEY	DW_AGGREGATE_TBS
DWA_CUST_TYP_ORDR_DEPT_MO	HASH	ORG_BSNS_UNIT_KEY	BUSINESS UNIT KEY	DW_AGGREGATE_TBS
DWA_CUST_TYP_ORDR_SBC_WK	HASH	ORG_BSNS_UNIT_KEY	BUSINESS UNIT KEY	DW_AGGREGATE_TBS
DWA_INV_POSN_DEPT_DAY	HASH	ORG_BSNS_UNIT_KEY	BUSINESS UNIT KEY	DW_AGGREGATE_TBS
DWA_INV_POSN_SBC_MO	HASH	ORG_BSNS_UNIT_KEY	BUSINESS UNIT KEY	DW_AGGREGATE_TBS
DWA_INV_RCPT_SBC_WK	HASH	ORG_BSNS_UNIT_KEY	BUSINESS UNIT KEY	DW_AGGREGATE_TBS
DWA_RTL_SL_RETRN_DEPT_DAY	HASH	ORG_BSNS_UNIT_KEY	BUSINESS UNIT KEY	DW_AGGREGATE_TBS
DWA_RTL_SL_RETRN_SBC_MO	HASH	ORG_BSNS_UNIT_KEY	BUSINESS UNIT KEY	DW_AGGREGATE_TBS
DWA_RTV_DEPT_DAY	HASH	ORG_BSNS_UNIT_KEY	BUSINESS UNIT KEY	DW_AGGREGATE_TBS
DWA_RTV_SBC_MO	HASH	ORG_BSNS_UNIT_KEY	BUSINESS UNIT KEY	DW_AGGREGATE_TBS
DWB_BUMP_BR_EQPMNT_STSTCS_RDNG	INTERVAL	BEGIN_TIME	HALF YEAR	DW_BASE_TBS
DWB_CNTRL_TRX	INTERVAL	BEGIN_DT	MONTH	DW_BASE_TBS
DWB_COST	INTERVAL	STRT_DT	MONTH	DW_BASE_TBS
DWB_COST_VALTN_LDGR_ACCT_HIST	INTERVAL	DAY_KEY	100 DAYS	DW_BASE_TBS
DWB_CRTFCT_ESCHTD_DAY	INTERVAL	DAY_KEY	100 DAYS	DW_BASE_TBS
DWB_CRTFCT_LI	INTERVAL	BEGIN_TIME	MONTH	DW_BASE_TBS
DWB_CS_DRWR_EQPMNT_STSTCS_RDNG	INTERVAL	BEGIN_TIME	HALF YEAR	DW_BASE_TBS
DWB_CUST_INFO_LI	INTERVAL	DAY_KEY	100 DAYS	DW_BASE_TBS
DWB_CUST_INVC	INTERVAL	ISUD_DT	MONTH	DW_BASE_TBS
DWB_CUST_INVC_ITEM	INTERVAL	ISUD_DT	MONTH	DW_BASE_TBS
DWB_CUST_ORDR	INTERVAL	ORGNL_ORDR_DT	MONTH	DW_BASE_TBS
DWB_CUST_ORDR_CNTRL_TRX	INTERVAL	DAY_KEY	100 DAYS	DW_BASE_TBS

Table 5–1 (Cont.) Physical Data Model Partitioning

Physical Table Name	Partition Type	Partition Key Column	Partition Level	Default Tablespace Name
DWB_CUST_ORDR_CNTRL_TRX_LI	INTERVAL	DAY_KEY	100 DAYS	DW_BASE_TBS
DWB_CUST_ORDR_LI	INTERVAL	ORGNL_ORDR_DT	MONTH	DW_BASE_TBS
DWB_CUST_ORDR_LI_STATE	INTERVAL	ORDR_LI_STATE_BEGIN_DT	MONTH	DW_BASE_TBS
DWB_CUST_ORDR_STATE	INTERVAL	ORDR_STATE_BEGIN_DT	MONTH	DW_BASE_TBS
DWB_CUST_PYMT	INTERVAL	PYMT_DT	MONTH	DW_BASE_TBS
DWB_CUST_RNTL_ACCT_HIST	INTERVAL	BEGIN_DT	MONTH	DW_BASE_TBS
DWB_DEAL_VNDR_ITEM_ASGN	HASH	SKU_ITEM_KEY	SKU ITEM KEY	DW_BASE_TBS
DWB_DEAL_VNDR_ITEM_COST_BRK	HASH	SKU_ITEM_KEY	SKU ITEM KEY	DW_BASE_TBS
DWB_DISC_LI	INTERVAL	DAY_KEY	100 DAYS	DW_BASE_TBS
DWB_DPST_RDMPNT_LI	INTERVAL	DAY_KEY	100 DAYS	DW_BASE_TBS
DWB_DVC_EVT	INTERVAL	ACT_STRT_DT	MONTH	DW_BASE_TBS
DWB_EMP_ACT_LBR_HRLY	INTERVAL	ACT_BEGIN_DT	MONTH	DW_BASE_TBS
DWB_EMP_ACT_LBR_SAL	INTERVAL	ACT_BEGIN_DT	MONTH	DW_BASE_TBS
DWB_EMP_DISC_SL_HIST	INTERVAL	DAY_KEY	100 DAYS	DW_BASE_TBS
DWB_EMP_TIME_ACCRUAL_HIST	INTERVAL	BEGIN_DT_TIME	MONTH	DW_BASE_TBS
DWB_EMP_TIME_PUNCH_ENTRY	INTERVAL	TIME_PUNCH_TIME	MONTH	DW_BASE_TBS
DWB_EVT	INTERVAL	ACT_STRT_DT	MONTH	DW_BASE_TBS
DWB_EVT_PRTY_INTRACN_PRTCPTN	INTERVAL	PRTCPTN_STRT_DT	MONTH	DW_BASE_TBS
DWB_FCL_PTR_EQPMNT_STSTCS_RDNG	INTERVAL	BEGIN_TIME	MONTH	DW_BASE_TBS
DWB_FLEET_MGMT	INTERVAL	EFF_FROM_DT	MONTH	DW_BASE_TBS
DWB_FLFLMNT_ACKNLGMNT_LI	INTERVAL	BEGIN_TIME	MONTH	DW_BASE_TBS
DWB_FOOD_SRVC_TRX	INTERVAL	DAY_KEY	100 DAYS	DW_BASE_TBS
DWB_FORECOURT_TRX	INTERVAL	BEGIN_TIME	DAY	DW_BASE_TBS
DWB_FRCST_ITEM_ORG_HRCHY_WK	INTERVAL	WK_KEY	100 WEEKS	DW_BASE_TBS
DWB_FRGHT_DOC	INTERVAL	STORE_RCPT_TIME	HALF YEAR	DW_BASE_TBS
DWB_FUELING_TRX	INTERVAL	DAY_KEY	100 DAYS	DW_BASE_TBS
DWB_GL_JRNL_ENTRY	INTERVAL	ACCT_DT	MONTH	DW_BASE_TBS
DWB_GL_JRNL_ENTRY_BTCH	INTERVAL	ACCT_DT	HALF YEAR	DW_BASE_TBS
DWB_GL_JRNL_ENTRY_LN	INTERVAL	ACCT_DT	MONTH	DW_BASE_TBS
DWB_GL_SBLDGR_JRNL_ENTRY	INTERVAL	ACCT_DT	MONTH	DW_BASE_TBS
DWB_GL_SBLDGR_JRNL_ENTRY_LN	INTERVAL	ACCT_DT	MONTH	DW_BASE_TBS
DWB_ICD_LI_ASGN	INTERVAL	EFF_FROM_DT	MONTH	DW_BASE_TBS
DWB_INTRACN_TRNSFR_HIST	INTERVAL	TRNSFR_DT	MONTH	DW_BASE_TBS
DWB_INV_ADJ_DOC	INTERVAL	INV_ADJ_DOC_DT	MONTH	DW_BASE_TBS
DWB_INV_ADJ_DOC_LI	INTERVAL	INV_ADJ_DOC_DT	MONTH	DW_BASE_TBS
DWB_INV_CNTRL_DOC	INTERVAL	INV_CNTRL_DOC_DT	MONTH	DW_BASE_TBS
DWB_INV_CNTRL_DOC_ASGN	INTERVAL	EFF_FROM_DT	MONTH	DW_BASE_TBS
DWB_INV_CNTRL_DOC_LI	INTERVAL	INV_CNTRL_DOC_DT	MONTH	DW_BASE_TBS
DWB_INV_ITEM_STATE	INTERVAL	EFF_FROM_DT	DAY	DW_BASE_TBS

Table 5–1 (Cont.) Physical Data Model Partitioning

Physical Table Name	Partition Type	Partition Key Column	Partition Level	Default Tablespace Name
DWB_INV_SPACE_ALCTN	INTERVAL	ALCTN_DT	HALF YEAR	DW_BASE_TBS
DWB_ITEM_INV_JRNL_ENTRY	INTERVAL	EFF_FROM_DT	MONTH	DW_BASE_TBS
DWB_KEY_LCK_EQPMNT_STSTCS_RDNG	INTERVAL	BEGIN_TIME	MONTH	DW_BASE_TBS
DWB_LN_DSPL_EQPMNT_STSTCS_RDNG	INTERVAL	BEGIN_TIME	MONTH	DW_BASE_TBS
DWB_LYLTY_RWRD_LI	INTERVAL	BEGIN_TIME	MONTH	DW_BASE_TBS
DWB_MICR_EQPMNT_STTSTCS_RDNG	INTERVAL	BEGIN_TIME	MONTH	DW_BASE_TBS
DWB_MISCLNS_FEE_LI	INTERVAL	DAY_KEY	100 DAYS	DW_BASE_TBS
DWB_MISS_SCHL	INTERVAL	DAY_KEY	100 DAYS	DW_BASE_TBS
DWB_MKT_SLS_ITEM_LVL_WK	INTERVAL	WK_KEY	100 WEEKS	DW_BASE_TBS
DWB_MNFCTR_INV_ITEM_STATE	INTERVAL	INV_STATE_DT	MONTH	DW_BASE_TBS
DWB_MNFCTR_SKU_IM_SLNG_PRC_HST	INTERVAL	CURR_SL_URP_EFF_DT	HALF YEAR	DW_BASE_TBS
DWB_MTN_SNSR_EQPMT_STSTCS_RDNG	INTERVAL	BEGIN_TIME	MONTH	DW_BASE_TBS
DWB_NOZZLE_HIST	INTERVAL	STRT_TIME	MONTH	DW_BASE_TBS
DWB_ORDR	INTERVAL	ORGNL_ORDR_DT	MONTH	DW_BASE_TBS
DWB_ORDR_LI	INTERVAL	ORGNL_ORDR_DT	MONTH	DW_BASE_TBS
DWB_ORDR_LI_STATE	INTERVAL	ORDR_LI_STATE_BEGIN_DT	HALF YEAR	DW_BASE_TBS
DWB_ORG_BSNS_UNIT_TRFC	INTERVAL	DAY_KEY	100 DAYS	DW_BASE_TBS
DWB_ORG_BSNS_UNIT_TRFC	HASH	ORG_BSNS_UNIT_KEY	BUSINESS UNIT KEY	DW_BASE_TBS
DWB_PAYBL_INVC	INTERVAL	ISUD_DT	MONTH	DW_BASE_TBS
DWB_PAYBL_INVC_ITEM	INTERVAL	ISUD_DT	MONTH	DW_BASE_TBS
DWB_PAY_DTL	INTERVAL	PYMT_DT	HALF YEAR	DW_BASE_TBS
DWB_PCHSE_ORDR	INTERVAL	ORGNL_ORDR_DT	MONTH	DW_BASE_TBS
DWB_PCHSE_ORDR_LI	INTERVAL	ORGNL_ORDR_DT	MONTH	DW_BASE_TBS
DWB_PCHSE_ORDR_LI_STATE	INTERVAL	ORGNL_ORDR_DT	MONTH	DW_BASE_TBS
DWB_PCHSE_ORDR_STATE	INTERVAL	ORGNL_ORDR_DT	MONTH	DW_BASE_TBS
DWB_PHY_CNT_DOC	INTERVAL	PHY_CNT_BEGIN_DT	YEAR	DW_BASE_TBS
DWB_PHY_CNT_DOC_LI	INTERVAL	PHY_CNT_BEGIN_DT	YEAR	DW_BASE_TBS
DWB_PINPAD_EQPMNT_STTSTCS_RDNG	INTERVAL	BEGIN_TIME	MONTH	DW_BASE_TBS
DWB_POS_KEYBD_EQPMT_STSTS_RDNG	INTERVAL	BEGIN_TIME	MONTH	DW_BASE_TBS
DWB_POS_PRNTR_EQPMT_STSTS_RDNG	INTERVAL	BEGIN_TIME	MONTH	DW_BASE_TBS
DWB_PRICE_LN	INTERVAL	BEGIN_DT	YEAR	DW_BASE_TBS
DWB_PRICE_MODIFICATION_LI	INTERVAL	DAY_KEY	100 DAYS	DW_BASE_TBS
DWB_PRMTN_HIST	INTERVAL	DAY_KEY	100 DAYS	DW_BASE_TBS
DWB_PRMTN_MEDIA_COST	INTERVAL	WK_KEY	100 WEEKS	DW_BASE_TBS
DWB_PRTY_INTRACN_CALL_EVT	INTERVAL	INTRACN_STRT_DT	MONTH	DW_BASE_TBS
DWB_PRTY_INTRACN_EML_EVT	INTERVAL	INTRACN_STRT_DT	MONTH	DW_BASE_TBS

Table 5–1 (Cont.) Physical Data Model Partitioning

Physical Table Name	Partition Type	Partition Key Column	Partition Level	Default Tablespace Name
DWB_PRTY_INTRACN_LTTR_EVT	INTERVAL	INTRACN_STRT_DT	MONTH	DW_BASE_TBS
DWB_PRTY_INTRACN_THRD	INTERVAL	INTRACN_THRD_STRT_DT	MONTH	DW_BASE_TBS
DWB_PRTY_INTRACN_THRD_EVT_ASGN	INTERVAL	EFF_FROM_DT	MONTH	DW_BASE_TBS
DWB_PRTY_INTRACN_VST_EVT	INTERVAL	INTRACN_STRT_DT	MONTH	DW_BASE_TBS
DWB_PRTY_INTRCN_THRD_STAT_HIST	INTERVAL	EFF_FROM_DT	MONTH	DW_BASE_TBS
DWB_PRTY_STAT_HIST	INTERVAL	EFF_FROM_DT	HALF YEAR	DW_BASE_TBS
DWB_PYMT_ON_ACCT_LI	INTERVAL	DAY_KEY	100 DAYS	DW_BASE_TBS
DWB_RESERVATION	INTERVAL	RESERVATION_TIME	MONTH	DW_BASE_TBS
DWB_RNDNG_LI	INTERVAL	DAY_KEY	100 DAYS	DW_BASE_TBS
DWB_RTLR_PYMT	INTERVAL	PYMT_DT	MONTH	DW_BASE_TBS
DWB_RTL_SL_RTRN_LI	INTERVAL	DAY_KEY	100 DAYS	DW_BASE_TBS
DWB_RTL_SL_RTRN_LI	HASH	ORG_BSNS_UNIT_KEY	BUSINESS UNIT KEY	DW_BASE_TBS
DWB_RTL_TNDR_LI	INTERVAL	DAY_KEY	100 DAYS	DW_BASE_TBS
DWB_RTL_TRX	INTERVAL	DAY_KEY	100 DAYS	DW_BASE_TBS
DWB_RTL_TRX	HASH	ORG_BSNS_UNIT_KEY	BUSINESS UNIT KEY	DW_BASE_TBS
DWB_RTL_TRX ASSOCT_ASGN	INTERVAL	EFF_FROM_DT	DAY	DW_BASE_TBS
DWB_RTL_TRX_LI	INTERVAL	DAY_KEY	100 DAYS	DW_BASE_TBS
DWB_RTL_TRX_LI	HASH	ORG_BSNS_UNIT_KEY	BUSINESS UNIT KEY	DW_BASE_TBS
DWB_RTL_TRX_LI_ASGN	INTERVAL	EFF_FROM_DT	MONTH	DW_BASE_TBS
DWB_RTL_TRX_LI_GRP	INTERVAL	EFF_FROM_DT	DAY	DW_BASE_TBS
DWB_RTL_TRX_MISC_LI	INTERVAL	DAY_KEY	100 DAYS	DW_BASE_TBS
DWB_RTL_TRX_SHPMNT	INTERVAL	ACT_SHIP_DT	MONTH	DW_BASE_TBS
DWB_RTL_TRX_SHPMNT_ITEM	INTERVAL	ACT_SHIP_DT	MONTH	DW_BASE_TBS
DWB_RTL_VALTN_LDGR_ACCT_HIST	INTERVAL	DAY_KEY	100 DAYS	DW_BASE_TBS
DWB_SCHL_EVT	INTERVAL	ACT_STRT_DT	MONTH	DW_BASE_TBS
DWB_SCL_EQPMNT_STTSTCS_RDNG	INTERVAL	BEGIN_TIME	MONTH	DW_BASE_TBS
DWB_SCNR_EQPMNT_STTSTCS_RDNG	INTERVAL	BEGIN_TIME	MONTH	DW_BASE_TBS
DWB_SERVER_STAT_HIST	INTERVAL	EFF_FROM_DT	QUARTER	DW_BASE_TBS
DWB_SGNTR_EQMT_CPTR_STSTS_RDNG	INTERVAL	BEGIN_TIME	MONTH	DW_BASE_TBS
DWB_SKU_ITEM_BU_SLNG_PRC	INTERVAL	EFF_DT	MONTH	DW_BASE_TBS
DWB_SKU_ITEM_SLNG_PRICE	INTERVAL	CURR_SL_URP_EFF_DT	MONTH	DW_BASE_TBS
DWB_SKU_ITEM_SLNG_PRICE_HIST	INTERVAL	CURR_SL_URP_EFF_DT	MONTH	DW_BASE_TBS
DWB_SL_METER_RDNG	INTERVAL	BEGIN_DT	MONTH	DW_BASE_TBS
DWB_SL_PLAN_ITEM_ORG_HRCHY_WK	INTERVAL	WK_KEY	100 WEEKS	DW_BASE_TBS
DWB_SL_RETRN_TAX_OVRRD_MDFR	INTERVAL	DAY_KEY	100 DAYS	DW_BASE_TBS
DWB_SL_RETRN_TAX_OVRRD_MDFR	HASH	ORG_BSNS_UNIT_KEY	BUSINESS UNIT KEY	DW_BASE_TBS

Table 5–1 (Cont.) Physical Data Model Partitioning

Physical Table Name	Partition Type	Partition Key Column	Partition Level	Default Tablespace Name
DWB_STCK_LDGR_ACCT_HIST	INTERVAL	DAY_KEY	100 DAYS	DW_BASE_TBS
DWB_STCK_LDGR_JRNL_ENTRY	INTERVAL	EFF_FROM_DT	MONTH	DW_BASE_TBS
DWB_STCK_METER_RDNG	INTERVAL	BEGIN_DT	MONTH	DW_BASE_TBS
DWB_SURVEY_RESPN_DTL	INTERVAL	SURVEY_DT	HALF YEAR	DW_BASE_TBS
DWB_SURVEY_RESPN_HDR	INTERVAL	SURVEY_DT	HALF YEAR	DW_BASE_TBS
DWB_TANK_RDNG	INTERVAL	BEGIN_DT	MONTH	DW_BASE_TBS
DWB_TANK_TEMP_RDNG	INTERVAL	BEGIN_DT	MONTH	DW_BASE_TBS
DWB_TAX_LI	INTERVAL	DAY_KEY	100 DAYS	DW_BASE_TBS
DWB_TILL_HIST	INTERVAL	DAY_KEY	100 DAYS	DW_BASE_TBS
DWB_TILL_TAX_HIST	INTERVAL	DAY_KEY	100 DAYS	DW_BASE_TBS
DWB_TILL_TNDR_HIST	INTERVAL	DAY_KEY	100 DAYS	DW_BASE_TBS
DWB_TNDR_ATHRZTN	INTERVAL	ATHRZTN_DT	MONTH	DW_BASE_TBS
DWB_TNDR_ATHRZTN_REVERSAL	INTERVAL	REVERSAL_DT	MONTH	DW_BASE_TBS
DWB_TNDR_CNTRL_TRX	INTERVAL	DAY_KEY	100 DAYS	DW_BASE_TBS
DWB_TNDR_CNTRL_TRX_TNDR_LI	INTERVAL	DAY_KEY	100 DAYS	DW_BASE_TBS
DWB_TNDR_LI_DENMTN	INTERVAL	DAY_KEY	100 DAYS	DW_BASE_TBS
DWB_TONE_IND_EQPMT_STSTCS_RDNG	INTERVAL	BEGIN_TIME	MONTH	DW_BASE_TBS
DWB_TRX_ASGN	INTERVAL	DAY_KEY	100 DAYS	DW_BASE_TBS
DWB_TRX_ASGN	HASH	ORG_BSNS_UNIT_KEY	BUSINESS UNIT KEY	DW_BASE_TBS
DWB_VNDR_SKU_COST_DAY	INTERVAL	DAY_KEY	100 DAYS	DW_BASE_TBS
DWB_VNDR_STAT	INTERVAL	EFF_FROM_DT	MONTH	DW_BASE_TBS
DWB_VOID_LI	INTERVAL	BEGIN_DT	MONTH	DW_BASE_TBS
DWD_ACCT_PAYBL_DAY	INTERVAL	DAY_KEY	DAY	DW_DERIVED_TBS
DWD_ACCT_RCVBL_DAY	INTERVAL	DAY_KEY	DAY	DW_DERIVED_TBS
DWD_ACTVTY_RQST_DAY	INTERVAL	DAY_KEY	DAY	DW_DERIVED_TBS
DWD_ASSTS_DAY	INTERVAL	DAY_KEY	DAY	DW_DERIVED_TBS
DWD_CARRIER_CMPLNC_DAY	INTERVAL	DAY_KEY	DAY	DW_DERIVED_TBS
DWD_COST_DAY	INTERVAL	DAY_KEY	DAY	DW_DERIVED_TBS
DWD_CRTFCT_ACTVTY_TRX	INTERVAL	DAY_KEY	DAY	DW_DERIVED_TBS
DWD_CUST_EMP_RLTNSHP_DAY	INTERVAL	DAY_KEY	DAY	DW_DERIVED_TBS
DWD_CUST_RFMP_SCR	INTERVAL	MO_KEY	100 MONTHS	DW_DERIVED_TBS
DWD_CUST_SKU_SL_RETRN_DAY	INTERVAL	DAY_KEY	DAY	DW_DERIVED_TBS
DWD_CUST_TYP_ORDR_ITEM_DAY	INTERVAL	DAY_KEY	DAY	DW_DERIVED_TBS
DWD_EMP_WG_PYMT_DAY	INTERVAL	DAY_KEY	DAY	DW_DERIVED_TBS
DWD_INV_ADJ_ITEM_DAY	INTERVAL	DAY_KEY	DAY	DW_DERIVED_TBS
DWD_INV_POSN_ITEM_DAY	INTERVAL	DAY_KEY	DAY	DW_DERIVED_TBS
DWD_INV_RCPT_ITEM_DAY	INTERVAL	DAY_KEY	DAY	DW_DERIVED_TBS
DWD_INV_UNAVL_ITEM_DAY	INTERVAL	DAY_KEY	DAY	DW_DERIVED_TBS
DWD_INV_VNDR_CMPLNC_DAY	INTERVAL	DAY_KEY	DAY	DW_DERIVED_TBS
DWD_INV_XFER_ITEM_DAY	INTERVAL	DAY_KEY	DAY	DW_DERIVED_TBS

Table 5–1 (Cont.) Physical Data Model Partitioning

Physical Table Name	Partition Type	Partition Key Column	Partition Level	Default Tablespace Name
DWD_LIAB_DAY	INTERVAL	DAY_KEY	DAY	DW_DERIVED_TBS
DWD_ORG_BSNS_UNT_HRS_DAY	INTERVAL	DAY_KEY	DAY	DW_DERIVED_TBS
DWD_ORG_BSNS_UNT_TRFC_DAY	INTERVAL	DAY_KEY	DAY	DW_DERIVED_TBS
DWD_PCHSE_ORDR_LI_STATE	INTERVAL	ORGNL_ORDR_DT	MONTH	DW_DERIVED_TBS
DWD_PCHSE_ORDR_STATE	INTERVAL	ORGNL_ORDR_DT	MONTH	DW_DERIVED_TBS
DWD_POS_CNTRL	INTERVAL	DAY_KEY	DAY	DW_DERIVED_TBS
DWD_POS_RTL	INTERVAL	DAY_KEY	DAY	DW_DERIVED_TBS
DWD_POS_STORE_FINCL	INTERVAL	DAY_KEY	DAY	DW_DERIVED_TBS
DWD_POS_TNDR_FLOW	INTERVAL	DAY_KEY	DAY	DW_DERIVED_TBS
DWD_RTL_SL_RETRN_ITEM_DAY	INTERVAL	DAY_KEY	DAY	DW_DERIVED_TBS
DWD_RTL_TRX_EMP_WRKSTN_DAY	INTERVAL	DAY_KEY	DAY	DW_DERIVED_TBS
DWD_RTV_ITEM_DAY	INTERVAL	DAY_KEY	DAY	DW_DERIVED_TBS
DWD_SPACE_UTLZTN_ITEM_DAY	INTERVAL	DAY_KEY	DAY	DW_DERIVED_TBS
DWD_TILL	INTERVAL	DAY_KEY	DAY	DW_DERIVED_TBS
DWD_TILL	HASH	ORG_BSNS_UNIT_KEY	BUSINESS UNIT KEY	DW_DERIVED_TBS
DWD_VNDR_CMPLNC_ITEM_DAY	INTERVAL	DAY_KEY	DAY	DW_DERIVED_TBS

Part II

Intra-ETL, OLAP, Data Mining, and Utility Scripts

This part provides information on Oracle Retail Data Model Intra-ETL Mapping, OLAP, Data Mining, and Utility Scripts.

Part II contains the following chapters:

- [Chapter 6, "ETL for the Oracle Retail Data Model"](#)
- [Chapter 7, "Oracle Retail Data Model OLAP ETL"](#)
- [Chapter 8, "Oracle Retail Data Model OLAP Dimensions"](#)
- [Chapter 9, "Oracle Retail Data Model OLAP Cubes"](#)
- [Chapter 10, "Data Mining Models in Oracle Retail Data Model"](#)
- [Chapter 11, "Oracle Retail Data Model Utility Scripts"](#)

ETL for the Oracle Retail Data Model

This chapter includes the following sections:

- [Introduction to Oracle Retail Data Model ETL](#)
- [Intra-ETL Packages for Populating Derived Tables](#)
- [Intra-ETL for Populating Aggregate Tables and Relational Materialized Views](#)
- [Intra-ETL to Load OLAP Analytical Workspace](#)
- [Intra-ETL to Load/Rebuild Mining Models](#)
- [Intra-ETL Process Flows](#)
- [Executing the Intra-ETL](#)

Introduction to Oracle Retail Data Model ETL

In the Oracle Retail Data Model relational model, reference and lookup tables store master, reference, and dimensional data; while base, derived, and aggregate tables store transaction and fact data at different granularities. Base tables store the transaction data at the lowest level of granularity, while derived and aggregate tables store consolidated and summary transaction data.

As with any data warehouse, you use Extract, Transform, and Load (ETL) operations to populate an Oracle Retail Data Model data warehouse. You perform ETL operations as three separate steps using three different types of ETL:

1. Source-ETL process that extracts data from the source On-Line Transaction Processing (OLTP) system, transform that data, and loads the reference, lookup, and base tables Oracle Retail Data Model warehouse. Source-ETL is *not* provided with Oracle Retail Data Model. *You must write source-ETL processes yourself.*
2. Intra-ETL processes that populate the remaining Oracle Retail Data Model warehouse relational data structures. Intra-ETL does not access the OLTP data at all. All of the data that it extracts and transforms is located within the Oracle Retail Data Model warehouse. Intra-ETL processes are provided with the Oracle Retail Data Model.
3. SQL scripts that populate the OLAP cubes provided with Oracle Retail Data Model. These scripts define the OLAP cubes and populate these cubes with data extracted from the Oracle Retail Data Model relational tables and views. See [Chapter 7, "Oracle Retail Data Model OLAP ETL"](#) for information on the Data Flow between fact tables and dimension tables of Oracle Retail Data Model relational objects to OLAP Analytical Workspace containing the OLAP dimensions and cubes.

See: For instructions on populating an Oracle Retail Data Model data warehouse, see *Oracle Retail Data Model Implementation and Operations Guide*.

There are two categories of Intra-ETL operations (scripts):

- **Derived Population:** A database package containing scripts that populate the derived tables based on the content of the base, reference, and lookup tables.
- **Aggregate Population:** A database package containing scripts to refresh the Oracle Retail Data Model aggregate objects, implemented as Materialized Views, based on the content of the derived tables and some reference tables.

Derived tables are implemented using Oracle tables, while the Aggregate tables are implemented using Materialized Views.

Note: Do not make changes to the ETL as such changes are not supported.

You can execute the intra-ETL packages provided with Oracle Retail Data Model in the following ways.

- As a Workflow within Oracle Warehouse Builder (using the ORDM_INTRA_ETL_FLW): this is a process flow designed using the Oracle Warehouse Builder Workflow component which includes the dependency of each individual sub process flow and executes each process flow in the proper order. The result of each table loading is tracked in DWC_ control tables.
- Without using Oracle Warehouse Builder Workflow (using run procedure in the PL/SQL package pkg_intra_etl_process). Thus, if you do not have Oracle Warehouse Builder Workflow or do not want to use it, you can use this method to perform the Intra-ETL tasks.

Using the ORDM_INTRA_ETL_FLW Workflow with Oracle Warehouse Builder process flow is faster than using PL/SQL package. The Oracle Warehouse Builder process flow lets you easily understand the data flow. How fast this runs depends on the degree of parallelism on the server.

For more information, see *Oracle Retail Data Model Implementation and Operations Guide*.

Intra-ETL Packages for Populating Derived Tables

Table 6–1 shows the Intra-ETL packages for populating derived tables. These packages are in the following directory in the Oracle Retail Data Model installation:

`ORACLE_HOME/ordm/pdm/relational/sql_scripts/intra_etl`

Table 6–1 lists the Intra-ETL packages for populating tables and provides links to more detailed information about each package. The Derived tables are listed in "Derived Tables" on page 3-23.

Table 6–1 Intra-ETL Scripts for Database Packages

Package Name
PKG_DWD_ACTVTY_RQST_DAY
PKG_DWD_CARRIER_CMPLNC_DAY
PKG_DWD_COST_DAY

Table 6–1 (Cont.) Intra-ETL Scripts for Database Packages

Package Name
PKG_DWD_CRTFCT_ACTVTY_TRX
PKG_DWD_CUST_EMP_RLTNSHP_DAY
PKG_DWD_CUST_ORDR_LI_STATE
PKG_DWD_CUST_RFMP_SCR
PKG_DWD_CUST_SKU_SL_RETRN_DAY
PKG_DWD_CUST_TYP_ORDR_ITEM_DAY
PKG_DWD_EMP_LBR
PKG_DWD_EMP_WG_PYMNT_DAY
PKG_DWD_INV_ADJ_ITEM_DAY
PKG_DWD_INV_POSN_ITEM_DAY
PKG_DWD_INV_RCPT_ITEM_DAY
PKG_DWD_INV_UNAVL_ITEM_DAY
PKG_DWD_INV_XFER_ITEM_DAY
PKG_DWD_ORG_BSNS_UNT_TRFC_DAY
PKG_DWD_POS_CNTRL
PKG_DWD_POS_RTL
PKG_DWD_POS_STORE_FINCL
PKG_DWD_POS_TNDR_FLOW
PKG_DWD_RTL_SL_RETRN_ITEM_DAY
PKG_DWD_RTL_TRX_EMP_WRKSTN_DAY
PKG_DWD_RTV_ITEM_DAY
PKG_DWD_SPACE_UTILIZATION_ITEM_DAY
PKG_DWD_VENDOR_CMLPNC_ITEM_DAY
PKG_INTRA_ETL_PROCESS
PKG_INTRA_ETL_UTIL

PKG_DWD_ACTVTY_RQST_DAY

The Intra-ETL Package for the population of **ACTIVITY REQUEST DAY DERIVED**.

Source Tables

DWB_PRTY_INTRACN_CALL_EVT
 DWB_PRTY_INTRACN_EML_EVT
 DWB_PRTY_INTRACN_LTTR_EVT
 DWB_PRTY_INTRACN_THRD
 DWB_PRTY_INTRACN_THRD_EVT_ASGN
 DWB_PRTY_INTRACN_THRD_HIST
 DWB_PRTY_INTRACN_VST_EVT

Target Table

DWD_ACTVTY_RQST_DAY

PKG_DWD_CARRIER_CMPLNC_DAY

The Intra-ETL Package for the population of [CARRIER COMPLIANCE DAY DERIVED](#).

Source Tables

DWB_INV_CNTRL_DOC
DWB_INV_CNTRL_DOC_ASSN

Target Table

DWD_CARRIER_CMPLNC_DAY

PKG_DWD_COST_DAY

The Intra-ETL Package for the population of [COST DAY DERIVED](#).

Source Table

DWB_COST

Target Table

DWD_COST_DAY

PKG_DWD_CRTFCT_ACTVTY_TRX

The Intra-ETL Package for the population of [CERTIFICATE ACTIVITY TRANSACTION DERIVED](#).

Source Table

DWB_CRTFCT_LI
DWB_RTL_TNDR_LI
DWR_CRTFCT
DWR_CRTFCT_AGE_BND

Target Table

DWD_CRTFCT_ACTVTY_TRX

PKG_DWD_CUST_EMP_RLTNSHP_DAY

The Intra-ETL Package for the population of [CUSTOMER EMPLOYEE RELATIONSHIP DAY DERIVED](#).

Source Table

DWB_RTL_SLS_RETRN_LINE_ITEM

Target Table

DWD_CUST_EMP_RLTNSHP_DAY

PKG_DWD_CUST_ORDR_LI_STATE

The Intra-ETL Package for the population of [CUSTOMER ORDER LINE ITEM STATE DERIVED](#).

Source Tables

DWB_CUST_ORDR_LI

DWB_CUST_ORDR_LI_STATE_ASSIGN

Target Table

DWD_CUST_ORDR_LI_STATE

PKG_DWD_CUST_RFMP_SCR

The Intra-ETL Package for the population of [CUSTOMER](#) [RFMP](#) [SCORE](#).

Source Tables

DWR_CUST

Target Table

DWD_CUST_RFMP_SCR

PKG_DWD_CUST_SKU_SL_RETRN_DAY

The Intra-ETL Package for the population of [CUSTOMER](#) [SKU](#) [SALE](#) [RETURN](#) [DAY](#) [DERIVED](#).

Source Tables

DWB_RTL_SL_RETRN_LINE_ITEM

DWB_DISC_LI

DWR_CUST

Target Table

DWD_CUST_SKU_SL_RETRN_DAY

PKG_DWD_CUST_TYP_ORDR_ITEM_DAY

The Intra-ETL Package for the population of [CUSTOMER](#) [TYPE](#) [ORDER](#) [ITEM](#) [DAY](#) [DERIVED](#).

Source Tables

Target Table

DWD_CUST_TYP_ORDR_ITEM_DAY

PKG_DWD_EMP_LBR

The Intra-ETL Package for the population of [EMPLOYEE](#) [LABOR](#) [DERIVED](#).

Source Tables

DWB_EMP_ACT_LBR_HRLY

DWB_EMP_ACT_LBR_SAL

DWR_EMP

DWR_BSNS_UNIT_SHFT

Target Table

DWD_EMP_LBR

PKG_DWD_EMP_WG_PYMNT_DAY

The Intra-ETL Package for the population of [EMPLOYEE WAGE PAYMENT DAY DERIVED](#).

Source Tables

DWB_PAY_DTL
DWB_EMP_ACT_LBR_HRLY
DWB_EMP_ACT_LBR_SAL
DWR_BSNS_UNIT_SHIFT

Target Table

DWD_EMP_WG_PYMT_DAY

PKG_DWD_INV_ADJ_ITEM_DAY

The Intra-ETL Package for the population of [INVENTORY ADJUSTMENT ITEM DAY DERIVED](#).

Source Table

DWB_INV_ADJ_DOC_LI

Target Table

DWD_INV_ADJ_ITEM_DAY

PKG_DWD_INV_POSN_ITEM_DAY

The Intra-ETL Package for the population of [INVENTORY POSITION ITEM DAY DERIVED](#).

Source Tables

DWB_INV_ITEM_STATE
DWR_DAY
DWB_INV_CNTRL_DOC_LI
DWB_INV_CNTRL_DOC
DWR_SKU_ITEM
DWR_SKU_ITEM_SLNG_PRICE

Target Table

DWD_INV_POSN_ITEM_DAY

PKG_DWD_INV_RCPT_ITEM_DAY

The Intra-ETL Package for the population of [INVENTORY RECEIPT ITEM DAY DERIVED](#).

Source Tables

DWB_INV_CNTRL_DOC
DWB_INV_CNTRL_DOC_LI
DWR_DAY

Target Table

DWD_INV_RCPT_ITEM_DAY

PKG_DWD_INV_UNAVL_ITEM_DAY

Intra-ETL Package for the population of [INVENTORY UNAVAILABLE ITEM DAY DERIVED](#).

Source Tables

DWB_INV_ITEM_STATE

Target Table

DWD_INV_UNAVL_ITEM_DAY

PKG_DWD_INV_XFER_ITEM_DAY

Intra-ETL Package for the population of [INVENTORY TRANSFER ITEM DAY DERIVED](#).

Source Tables

DWB_INV_CNTRL_DOC
DWB_INV_CNTRL_DOC_LI
DWR_DAY

Target Table

DWD_INV_XFER_ITEM_DAY

PKG_DWD_ORG_BSNS_UNIT_TRFC_DAY

Intra-ETL Package for the population of [ORGANIZATION BUSINESS UNIT TRAFFIC DAY DERIVED](#).

Source Tables

DWB_ORG_BSNS_UNIT_TRFC
DWR_DAY
DWR_ORG_BSNS_UNIT

Target Table

DWD_ORG_BSNS_UNIT_TRFC_DAY

PKG_DWD_POS_CNTRL

The Intra-ETL Package for the population of [POS CONTROL](#).

Source Tables

DWB_TILL_HIST
DWB_RTL_TRX
DWR_EMP
DWB_TILL_TNDR_HIST

Target Table

DWD_POS_CNTRL

PKG_DWD_POS_RTL

The Intra-ETL Package for the population of [POS RETAIL](#).

Source Tables

DWB_TILL_HIST
DWB_RTL_TRX,DWR_EMP

Target Table

DWD_POS_RTL

PKG_DWD_POS_STORE_FINCL

The Intra-ETL Package for the population of [POS STORE FINANCIAL](#).

Source Tables

DWB_TNDR_CNTRL_TRX

Target Table

DWD_POS_STORE_FINCL

PKG_DWD_POS_TNDR_FLOW

The Intra-ETL Package for the population of [POS TENDER FLOW](#).

Source Tables

DWB_RTL_TNDR_LI

Target Table

DWD_POS_TNDR_FLOW

PKG_DWD_RTL_SL_RETRN_ITEM_DAY

The Intra-ETL Package for the population of [RETAIL SALE RETURN ITEM DAY DERIVED](#).

Source Tables

DWB_RTL_SLS_RETRN_LINE_ITEM
DWB_DISC_LI

Target Table

DWD_RTL_SL_RETRN_ITEM_DAY

PKG_DWD_RTL_TRX_EMP_WRKSTN_DAY

The Intra-ETL Package for the population of [RETAIL TRANSACTION EMP WORKSTATION DAY DERIVED](#).

Source Tables

DWB_RTL_

Target Table

DWD_RTL_TRX_EMP_WRKSTN_DAY

PKG_DWD_RTV_ITEM_DAY

The Intra-ETL Package for the population of [RETURN TO VENDOR ITEM DAY DERIVED](#).

Source Tables

DWB_PCHSE_ORDR_LI
DWB_PCHSE_ORDR_LI_STATE

Target Table

DWD_RTV_ITEM_DAY

PKG_DWD_SPACE_UTILIZATION_ITEM_DAY

The Intra-ETL Package for the population of [SPACE UTILIZATION ITEM DAY DERIVED](#).

Source Tables

DWB_INV_SPACE_ALCTN
DWR_DAY
DWR_INV_LOC
DWR_SLNG_LOC

Target Table

DWD_SPACE_UTLZTN_ITEM_DAY

PKG_DWD_VENDOR_CMPLNC_ITEM_DAY

The Intra-ETL Package for the population of [VENDOR COMPLIANCE ITEM DAY DERIVED](#).

Source Tables

DWB_PCHSE_ORDR_LI
DWB_INV_CNTRL_DOC_LI

Target Table

DWD_VNDR_CMPLNC_ITEM_DAY

PKG_INTRA_ETL_PROCESS

The Intra-ETL process execution package. This package populates all the derived and aggregate tables.

PKG_INTRA_ETL_UTIL

The Intra-ETL utility package. During population of derived and aggregate tables, this package inserts one row into the `DWC_INTRA_ETL_ACTIVITY` table for each derived and aggregate table and keeps track of processing status for the table.

Intra-ETL for Populating Aggregate Tables and Relational Materialized Views

The relational materialized view scripts are at the following locations:

- Relational materialized views are created from a script located in `$ORACLE_HOME/ordm/pdm/relational/sql_scripts`, and the script is `mv.sql`.
- Relational materialized view log creation scripts are located at `$ORACLE_HOME/ordm/pdm/relational/sql_scripts`, and the script is `mvlog.sql`.

Table 6–2 lists the relational materialized view scripts delivered with Oracle Retail Data Model and provides links to more detailed information about each script.

Table 6–2 Relational Materialized Views

Relational Materialized Views
DWA_ACCT_PAYBL_MO
DWA_ACCT_RCVBL_MO
DWA_ACTVTY_RQST_MO
DWA_ASSTS_MO
DWA_CARRIER_CMPLNC_WK
DWA_COST_MO
DWA_CRIFCT_ACTVTY_DAY
DWA_CUST_EMP_RLTNSHP_MO
DWA_CUST_EMP_SL_RETRN_MO
DWA_CUST_TYP_ORDR_SBC_WK
DWA_CUST_TYP_ORDR_DEPT_MO
DWA_INV_POSN_DEPT_DAY
DWA_INV_POSN_SBC_MO
DWA_INV_RCPT_SBC_WK
DWA_LIAB_MO
DWA_PCHSE_ORDR_SBC_DAY
DWA_PCHSE_ORDR_DEPT_MO
DWA_PCHSE_ORDR_LI_DAY
DWA_PCHSE_ORDR_LI_MO
DWA_POS_RTL_EMP_MO
DWA_RTL_SL_RETRN_DEPT_DAY
DWA_RTL_SL_RETRN_SBC_MO
DWA_RTV_DEPT_DAY
DWA_RTV_SBC_MO
DWA_SPACE_UTLZTN_DEPT_DAY

See also: ["Aggregate Tables"](#) on page 3-24.

DWA_ACCT_PAYBL_MO

The script for the population of [ACCOUNT PAYABLE MONTH AGGR](#).

Target Table

DWA_ACCT_PAYBL_MO

Source Tables

DWD_ACCT_PAYBL_DAY
DWR_BSNS_MO
DWR_BSNS_HLF_MO
DWR_BSNS_WK
DWR_DAY

DWA_ACCT_RCVBL_MO

The script for the population of [ACCOUNT RECEIVABLE MONTH AGGR](#).

Target Table

DWA_ACCT_RCVBL_MO

Source Tables

DWD_ACCT_RCVBL_DAY
DWR_BSNS_MO
DWR_BSNS_HLF_MO
DWR_BSNS_WK
DWR_DAY

DWA_ACTVTY_RQST_MO

The script for the population of [ACTIVITY REQUEST MONTH AGGR](#).

Target Table

DWA_ACTVTY_RQST_MO

Source Tables

DWD_ACTVTY_RQST_DAY
DWR_BSNS_MO
DWR_BSNS_HLF_MO
DWR_BSNS_WK
DWR_DAY

DWA_ASSTS_MO

The script for the population of [ASSETS MONTH AGGR](#).

Target Table

DWA_ASSTS_MO

Source Tables

DWD_ASSTS_DAY
DWR_BSNS_MO
DWR_BSNS_HLF_MO

DWR_BSNS_WK
DWR_DAY

DWA_CARRIER_CMPLNC_WK

The script for the population of [CARRIER COMPLIANCE WEEK AGGR.](#)

Target Table

DWA_CARRIER_CMPLNC_WK

Source Tables

DWD_CARRIER_CMPLNC_DAY
DWR_BSNS_WK
DWR_DAY

DWA_COST_MO

The script for the population of [COST MONTH AGGR.](#)

Target Table

DWA_COST_MO

Source Tables

DWD_COST_DAY
DWR_BSNS_MO
DWR_BSNS_HLF_MO
DWR_BSNS_WK
DWR_DAY

DWA_CRTFCT_ACTVTY_DAY

The script for the population of [CERTIFICATE ACTIVITY DAY AGGR.](#)

Target Table

DWA_CRTFCT_ACTVTY_DAY

Source Tables

DWD_CRTFCT_ACTVTY_TRX

DWA_CUST_EMP_RLTNSHP_MO

The script for the population of [CUSTOMER EMPLOYEE RELATIONSHIP MONTH AGGR.](#)

Target Table

DWA_CUST_EMP_RLTNSHP_MO

Source Tables

DWD_CUST_EMP_RLTNSHP_DAY
DWR_BSNS_MO
DWR_BSNS_HLF_MO
DWR_BSNS_WK
DWR_DAY

DWA_CUST_EMP_SL_RETRN_MO

The script for the population of [CUSTOMER](#) [EMPLOYEE](#) [SALE](#) [RETURN](#) [MONTH](#) [AGGR.](#)

Target Table

DWA_CUST_EMP_SL_RETRN_MO

Source Tables

DWD_CUST_SKU_SL_RETRN_DAY
DWR_BSNS_MO
DWR_BSNS_HLF_MO
DWR_BSNS_WK
DWR_DAY

DWA_CUST_TYP_ORDR_DEPT_MO

The script for the population of [CUSTOMER](#) [TYPE](#) [ORDER](#) [DEPARTMENT](#) [MONTH](#) [AGGR.](#)

Target Table

DWA_CUST_TYP_ORDR_DEPT_MO

Source Tables

DWA_CUST_TYP_ORDR_SBC_WK
DWR_ITEM_SBC
DWR_ITEM_CLASS
DWR_ITEM_DEPT
DWR_DAY

DWA_CUST_TYP_ORDR_SBC_WK

The script for the population of [CUSTOMER](#) [TYPE](#) [ORDER](#) [SUBCLASS](#) [WEEK](#) [AGGR.](#)

Target Table

DWA_CUST_TYP_ORDR_SBC_WK

Source Tables

DWD_CUST_TYP_ORDR_ITEM_DAY
DWR_SKU_ITEM
DWR_ITEM
DWR_ITEM_SBC
DWR_DAY

DWA_INV_POSN_DEPT_DAY

The script for the population of [INVENTORY](#) [POSITION](#) [DEPT](#) [DAY](#) [AGGR.](#)

Target Table

DWA_INV_POSN_DEPT_DAY

Source Tables

DWD_INV_POSN_ITEM_DAY
DWR_SKU_ITEM

DWR_ITEM_SBC
DWR_ITEM_CLASS
DWR_ITEM_DEPT

DWA_INV_POSN_SBC_MO

The script for the population of [INVENTORY POSITION SUBCLASS MONTH AGGR.](#)

Target Table

DWA_INV_POSN_SBC_MO

Source Tables

DWD_INV_POSN_ITEM_DAY
DWR_SKU_ITEM
DWR_ITEM
DWR_ITEM_SBC
DWR_DAY

DWA_INV_RCPT_SBC_WK

The script for the population of [INVENTORY RECEIPT SUBCLASS WEEK AGGR.](#)

Target Table

DWD_INV_RCPT_ITEM_DAY

Source Tables

DWD_INV_RCPT_ITEM_DAY
DWR_SKU_ITEM
DWR_ITEM
DWR_ITEM_SBC
DWR_DAY
DWR_BSNS_WK

DWA_LIAB_MO

The script for the population of [LIABILITY MONTH AGGR.](#)

Target Table

DWA_LIAB_MO

Source Tables

DWD_LIAB_DAY
DWR_BSNS_MO
DWR_BSNS_HLF_MO
DWR_BSNS_WK
DWR_DAY

DWA_PCHSE_ORDR_DEPT_MO

The script for the population of [PURCHASE ORDER DEPARTMENT MONTH AGGR.](#)

Target Table

DWA_PCHSE_ORDR_DEPT_MO

Source Tables

DWA_PCHSE_ORDR_SBC_DAY
DWR_ITEM_SBC
DWR_ITEM_CLASS
DWR_ITEM_DEPT
DWR_BSNS_MO
DWR_BSNS_HLF_MO
DWR_BSNS_WK
DWR_DAY

DWA_PCHSE_ORDR_LI_DAY

The script for the population of [PURCHASE ORDER LINE ITEM DAY AGGR.](#)

Target Table

DWA_PCHSE_ORDR_LI_DAY

Source Tables

DWD_PCHSE_ORDR_LI_STATE

DWA_PCHSE_ORDR_LI_MO

The script for the population of [PURCHASE ORDER LINE ITEM MONTH AGGR.](#)

Target Table

DWA_PCHSE_ORDR_LI_MO

Source Tables

DWD_PCHSE_ORDR_LI_STATE
DWR_BSNS_MO
DWR_BSNS_HLF_MO
DWR_BSNS_WK
DWR_DAY

DWA_PCHSE_ORDR_SBC_DAY

The script for the population of [PURCHASE ORDER SUBCLASS DAY AGGR.](#)

Target Table

DWA_PCHSE_ORDR_SBC_DAY

Source Tables

DWD_PCHSE_ORDR_STATE
DWD_PCHSE_ORDR_LI_STATE
DWR_SKU_ITEM
DWR_ITEM
DWR_ITEM_SBC

DWA_POS_RTL_EMP_MO

The script for the population of [POS RETAIL EMPLOYEE MONTH AGGR.](#)

Target Table

DWA_POS_RTL_EMP_MO

Source Tables

DWD_POS_RTL
DWR_BSNS_MO
DWR_BSNS_HLF_MO
DWR_BSNS_WK
DWR_DAY

DWA_RTL_SL_RETRN_DEPT_DAY

The script for the population of [RETAIL SALE RETURN DEPARTMENT DAY AGGR.](#)

Target Table

DWA_RTL_SL_RETRN_DEPT_DAY

Source Tables

DWD_RTL_SL_RETRN_ITEM_DAY
DWR_SKU_ITEM
DWR_ITEM
DWR_ITEM_SBC
DWR_ITEM_CLASS
DWR_ITEM_DEPT

DWA_RTL_SL_RETRN_SBC_MO

The script for the population of [RETAIL SALE RETURN SUBCLASS MONTH AGGR.](#)

Target Table

DWA_RTL_SL_RETRN_SBC_MO

Source Tables

DWD_RTL_SL_RETRN_ITEM_DAY
DWR_SKU_ITEM
DWR_ITEM
DWR_ITEM_SBC
DWR_BSNS_MO
DWR_BSNS_HLF_MO
DWR_BSNS_WK
DWR_DAY

DWA_RTV_DEPT_DAY

The script for the population of [RETURN TO VENDOR DEPARTMENT DAY AGGR.](#)

Target Table

DWA_RTV_DEPT_DAY

Source Tables

DWD_RTV_ITEM_DAY
DWR_SKU_ITEM

DWR_ITEM
 DWR_ITEM_SBC
 DWR_ITEM_CLASS
 DWR_ITEM_DEPT

DWA_RTV_SBC_MO

The script for the population of [RETURN TO VENDOR SUBCLASS MONTH AGGR.](#)

Target Table

DWA_RTV_SBC_MO

Source Tables

DWD_RTV_ITEM_DAY
 DWR_SKU_ITEM
 DWR_ITEM
 DWR_ITEM_SBC
 DWR_BSNS_MO
 DWR_BSNS_HLF_MO
 DWR_BSNS_WK
 DWR_DAY

DWA_SPACE_UTLZTN_DEPT_DAY

The script for the population of [SPACE UTILIZATION DEPARTMENT DAY AGGR.](#)

Target Table

DWA_SPACE_UTLZTN_DEPT_DAY

Source Tables

DWD_SPACE_UTLZTN_ITEM_DAY
 DWR_SKU_ITEM
 DWR_ITEM
 DWR_ITEM_CLASS
 DWR_ITEM_DEPT

Intra-ETL to Load OLAP Analytical Workspace

The Intra-ETL for OLAP is executed as part of the overall, default, Oracle Retail Data Model Intra-ETL Process, as shown in the OLAP_MAP step in [Figure 6-1](#).

The OLAP_MAP mapping is executed after executing the Derived and Aggregate portions of the Intra-ETL Process Workflow. This is independent of Mining Intra-ETL and so ORDM_MNNG_FLW and OLAP_MAP run in parallel. The OLAP_MAP mapping makes a call to OLAP_ETL_AW_BUILD subprogram of OLAP_ETL Package: PKG_ORDM_OLAP_ETL_AW_LOAD.

For more information, see the following:

- ["Details of the OLAP_MAP Mapping"](#) on page 6-22
- ["OLAP_ETL_AW_BUILD"](#) on page 7-10
- [Chapter 7, "Oracle Retail Data Model OLAP ETL"](#)

Intra-ETL to Load/Rebuild Mining Models

The Intra-ETL for Mining is executed as part of the overall, default, Oracle Retail Data Model Intra-ETL Process, as shown in the ORDM_MINING_FLW step in [Figure 6-1](#). The Mining sub-process flow, ORDM_MINING_FLW, is shown in [Figure 6-6](#).

The ORDM_MINING_FLW sub-process flow is executed after the execution of Derived and Aggregate sub-process flows of the main process flow, ORDM_INTRA_ETL_FLW. This is independent of OLAP_MAP mapping, so ORDM_MNNG_FLW and OLAP_MAP run in parallel.

The ORDM_MINING_FLW sub-process flow:

1. Refreshes mining source materialized views by invoking `refresh_mining_source` procedure of `pkg_ordm_mining` mining package.
2. Refreshes mining models by invoking `refresh_model` function of `pkg_ordm_mining` mining package.

For more information, see the following:

- ["Details of the ORDM_MNNG_FLW"](#) on page 6-23
- [Chapter 10, "Data Mining Models in Oracle Retail Data Model"](#)

Intra-ETL Process Flows

The ORDM_INTRA_ETL_FLW is the complete Intra-ETL process flow designed using Oracle Warehouse Builder, and is composed of individual sub-process flows to populate derived tables and relational materialized views where the data originates from base, reference, and lookup tables. This process flow respects the dependency of each individual program.

You can execute the intra-ETL packages provided with Oracle Retail Data Model in the following ways.

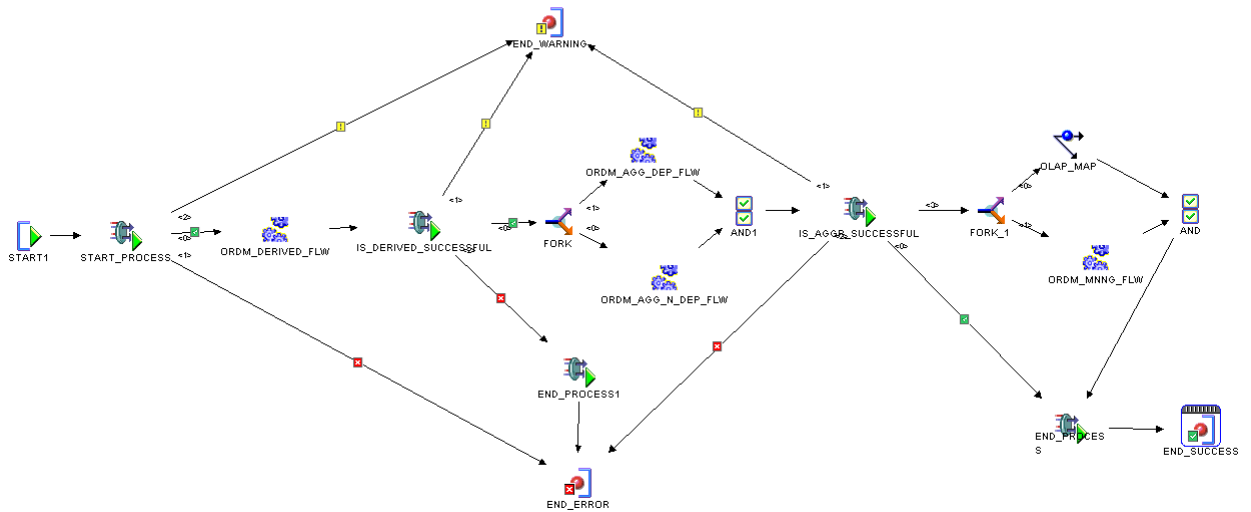
- As a Workflow within Oracle Warehouse Builder (using the ORDM_INTRA_ETL_FLW): this is a process flow designed using the Oracle Warehouse Builder Workflow component which includes the dependency of each individual sub process flow and executes each process flow in the proper order. The result of each table loading is tracked in DWC_ control tables.
- Without using Oracle Warehouse Builder Workflow (using the run procedure in the PL/SQL package `pkg_intr_etl_process`). Thus, if you do not have Oracle Warehouse Builder Workflow or do not want to use it, you can use this method to perform the Intra-ETL tasks.

Using the ORDM_INTRA_ETL_FLW Workflow with Oracle Warehouse Builder process flow is faster than using PL/SQL package. The Oracle Warehouse Builder process flow lets you easily understand the data flow. How fast this runs depends on the degree of parallelism on the server.

For more information, see *Oracle Retail Data Model Implementation and Operations Guide*.

[Figure 6-1](#) shows the main process flow ORDM_INTRA_ETL_FLW. The ORDM_INTRA_ETL_FLW is the complete Intra ETL process designed using Oracle Warehouse Builder, and is composed of individual sub-process flows. Also see ["Executing the Intra-ETL"](#) on page 6-23 for more information on ORDM_INTRA_ETL_FLW.

Figure 6–1 Intra-ETL Main Process Flow



The process flow `ORDM_INTRA_ETL_FLW` is initialized from `START_PROCESS` and this checks if any previous process flows are running. If any process is running then `START_PROCESS` jumps to `END_ERROR` or `START_PROCESS` generate the process number from the sequence. This process number is sent as input to the Derived Flow. In the `ORDM_DERIVED_FLW` when the `START` process is initiated this generates the process number and is sent as input to the derived ETL PL/SQL package. Once the number is generated it updates the status in the control tables. If derived table data loading is successful then the derived package updates the status in control tables. For more information on control tables, see [Appendix A, "Control Tables"](#).

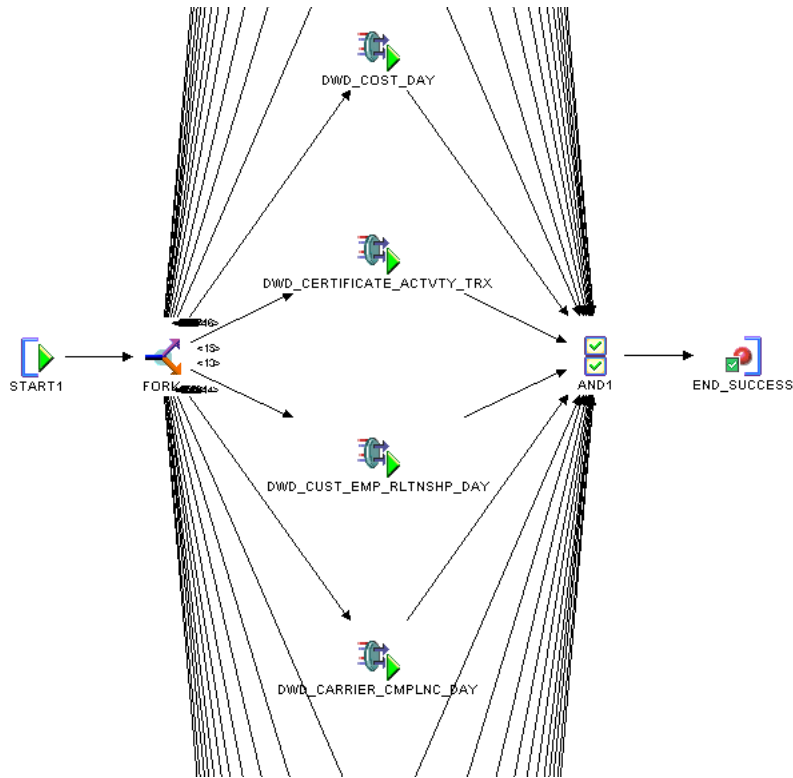
See Also: For more information on Oracle Warehouse Builder and details on creating and using activities with Oracle Warehouse Builder, see *Oracle Warehouse Builder ETL and Data Quality Guide Guide*.

Details of the `ORDM_DERIVED_FLW`

The `ORDM_DERIVED_FLW` sub-process flow contains all the PL/SQL package code for populating derived tables, based on the content of the base, reference, and lookup tables.

[Figure 6–2](#) shows the `ORDM_DERIVED_FLW` sub-process flow for populating derived tables.

Figure 6–2 Intra-ETL Derived Process Flow



After the ORDM_DERIVED_FLW starts successfully, it moves to the fork. The sub-process FORK performs the derived ETL execution (these run in parallel). For each activity, a record is inserted into control table and state is set to 'RUNNING' and its respective ETL is executed thereafter. After the ETL execution completes successfully, a control table record is inserted before ETL execution, is updated with COMPLETED-SUCCESS status; otherwise it is updated with COMPLETED-ERROR status.

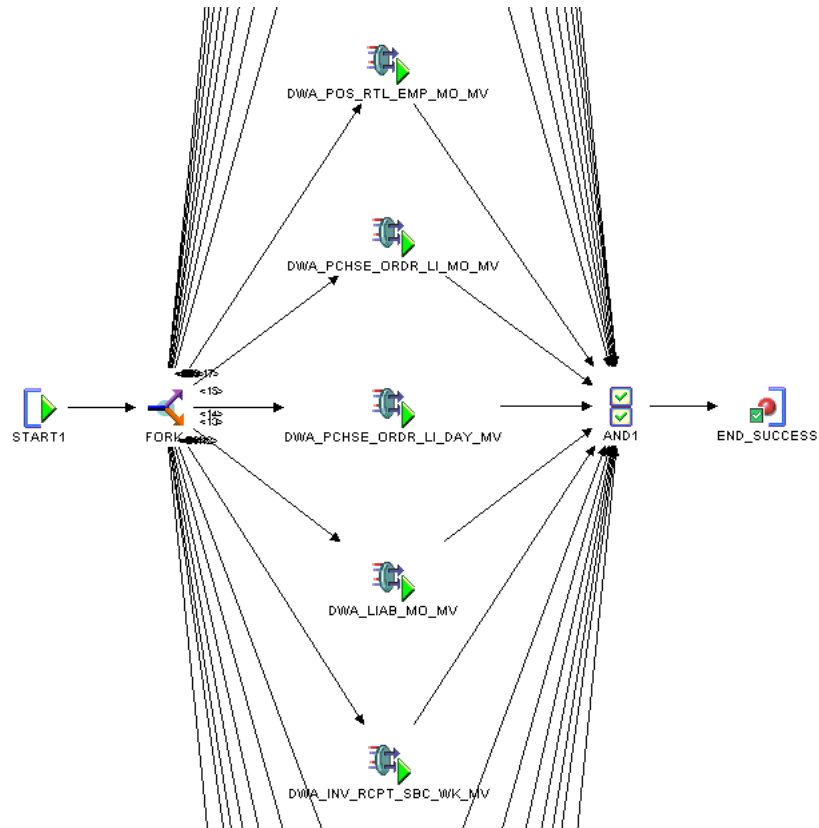
The AND activity specifies whether all the parallel activities have been completed. Then switches to the next activity, for example END_SUCCESS.

Details of the ORDM_AGG_N_DEP_FLW

For each activity, the ORDM_AGG_N_DEP_FLW sub-process flow invokes an Oracle Warehouse Builder procedure, which in turn invokes PL/SQL procedure for refreshing materialized view. The activities in the sub-process flow are all independent, and hence can run in parallel. This sub-process flow has dependency on ORDM_DERIVED_FLW sub-process, that is, ORDM_AGG_N_DEP_FLW is executed only ORDM_DERIVED_FLW is executed successfully.

Figure 6–3 shows the ORDM_AGG_N_DEP_FLW sub-process flow for refreshing all independent materialized views.

Figure 6–3 Intra-ETL Independent MV Process Flow



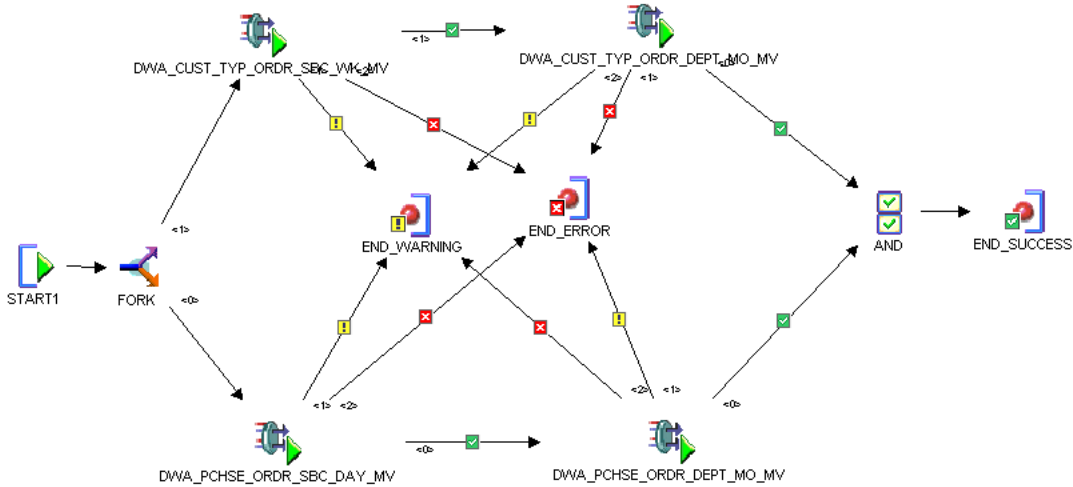
After the `ORDM_AGG_N_DEP_FLW` is initiated and started successfully it is moved to the Fork. The FORK process makes the aggregates to run in parallel. The AND activity specifies that whether all the parallel aggregates have been completed, then switches over to the next activity, (for example, `END_SUCCESS`).

Details of the `ORDM_AGG_DEP_FLW`

For each activity, the `ORDM_AGG_DEP_FLW` sub-process flow invokes a PL/SQL procedure for refreshing materialized views. The activities in the sub-process flow have dependencies. This sub-process flow has a dependency on `ORDM_DERIVED_FLW` sub-process, that is, `ORDM_AGG_DEP_FLW` is executed only after `ORDM_DERIVED_FLW` runs successfully.

Figure 6–4 shows the `ORDM_AGG_DEP_FLW` sub-process flow for refreshing all independent materialized views.

Figure 6–4 Intra-ETL Aggregate Process Flow



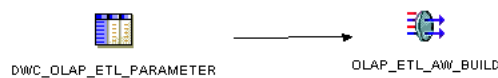
After the ORDM_AGG_DEP_FLW is initiated and started successfully it is moved to the Fork. The FORK process makes the aggregates to run in parallel. The AND activity specifies that whether all the parallel aggregates have been completed, then switches over to the next activity, (for example, END_SUCCESS).

Details of the OLAP_MAP Mapping

The OLAP_MAP mapping invokes PKG_ORDM_OLAP_ETL_AW_LOAD.OLAP_ETL_AW_BUILD function of OLAP ETL package that can load from Oracle Retail Data Model reference and derived tables to Oracle Retail Data Model Analytical Workspace dimensions and cubes respectively and calculate the forecast data. It reads OLAP ETL parameters from DWC_OLAP_ETL_PARAMETER table.

Figure 6–5 shows the OLAP_MAP mapping that invokes the OLAP ETL package.

Figure 6–5 OLAP Map Process Flow

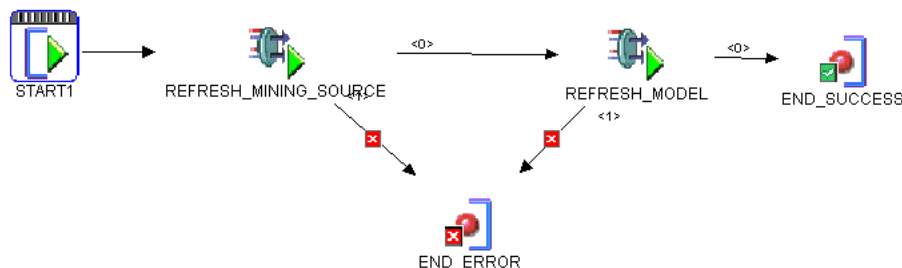


Details of the ORDM_MNNG_FLW

The mining process flow, ORDM_MNNG_FLW, first refreshes mining source materialized views then refreshes the mining models.

Figure 6–6 shows the mining process flow, ORDM_MNNG_FLW.

Figure 6–6 Mining Flow Process



Executing the Intra-ETL

One component of Oracle Retail Data Model is the ORDM_INTRA_ETL_FLW process flow which is a complete Intra-ETL process composed of sub process flows to populate the derived tables and materialized views with the data from the base, reference, and lookup tables. This process flow respects the dependency of each individual program. The ORDM_INTRA_ETL_FLW process flow executes the programs in the proper order.

You can execute the Intra ETL by executing the ORDM_INTRA_ETL_FLW from Oracle Warehouse Builder.

The ORDM_INTRA_ETL_FLW is the complete Intra ETL process designed using Oracle Warehouse Builder, and is composed of individual sub-process flows:

- ORDM_DERIVED_FLW - This sub-process flow contains all derived ETL package code for populating derived tables based on the content of base, reference, and lookup tables.
- ORDM_AGG_N_DEP_FLW - This sub-process flow contains PL/SQL code for refreshing all aggregate materialized views, which are all independent. The ORDM_AGG_N_DEP_FLW has materialized views with no dependencies among them.
- ORDM_AGG_DEP_FLW - This sub-process flow contains PL/SQL code for refreshing all aggregate materialized views, a few of which are dependent. Thus, the ORDM_AGG_DEP_FLW flow has materialized views with dependencies. For example, the DWA_CUST_ORDR_MO table that is defined on DWA_CUST_ORDR_WK (for this you first need to refresh the *_WK materialized views, and then update the *_MO materialized views).
- OLAP_MAP - This mapping invokes OLAP ETL package to load data to OLAP objects.

- `ORDM_MNNG_FLW` - This sub-process flow invokes Mining package to refresh mining source materialized views and refresh mining models.

The `ORDM_AGG_N_DEP_FLW` and `ORDM_AGG_DEP_FLW` sub process flows are executed only after the successful execution of all the activities in the `ORDM_DERIVED_FLW`. If there is an error in any individual activity in the derived process flow (`ORDM_DERIVED_FLW`), the execution of the Aggregate Process flows (`ORDM_AGG_N_DEP_FLW` and `ORDM_AGG_DEP_FLW`) is skipped. The `OLAP_MAP` and `ORDM_MNNG_FLW` execution is dependent on the

Using the Intra-ETL involves the following tasks:

- Executing the Intra-ETL for Oracle Retail Data Model
- Monitoring the Execution of the Intra-ETL Process
- Recovering an Intra-ETL Process

Monitoring the Execution of the Intra-ETL Process

Two control tables, `DWC_INTRA_ETL_PROCESS` and `DWC_INTRA_ETL_ACTIVITY`, monitor the execution of the Intra-ETL process. Each normal run, as opposed to an error-recovery run, of a separate Intra-ETL execution performs the following steps:

- Inserts a record into table `DWC_INTRA_ETL_PROCESS` with a monotonically increasing system generated unique process key, `SYSDATE` as process start time, `RUNNING` as the process status, input date range in the fields `FROM_DATE_ETL` and `TO_DATE_ETL`.
- Invokes each of the individual Intra-ETL programs in the appropriate order of dependency. Before the invocation of each program, the procedure inserts a record into the Intra-ETL Activity detail table `DWC_INTRA_ETL_ACTIVITY` with a system generated unique activity key, the process key value corresponding to the Intra-ETL process, individual program name as the Activity Name, a suitable activity description, `SYSDATE` as activity start time, `RUNNING` as the activity status.
- Updates the corresponding record in the `DWC_INTRA_ETL_ACTIVITY` table for the activity end time and activity status after the completion of each individual ETL program (either successfully or with errors. For successful completion of the activity, the procedure updates the status as `COMPLETED-SUCCESS`. If an error occurs, the procedure updates the activity status as `'COMPLETED-ERROR'`, and also updates the corresponding error detail in the `ERROR_DTL` column.
- Updates the record corresponding to the process in the `DWC_INTRA_ETL_PROCESS` table for the process end time and status, after the completion of all individual intra-ETL programs. If all the individual programs succeed, the procedure updates the status to `'COMPLETED-SUCCESS'`; otherwise it updates the status to `'COMPLETED-ERROR'`. You can monitor the execution state of the Intra-ETL, including current process progress, time taken by individual programs, or the complete process, by viewing the contents of the `DWC_INTRA_ETL_PROCESS` and `DWC_INTRA_ETL_ACTIVITY` tables corresponding to the maximum process key. Monitoring can be done both during and after the execution of the Intra-ETL procedure.

Oracle Retail Data Model OLAP ETL

This chapter describes the Data Flow between fact tables and dimension tables of Oracle Retail Data Model relational objects to OLAP Analytical Workspace containing the OLAP dimensions and cubes.

This chapter includes the following sections:

- [Oracle Retail Data Model OLAP Source Objects](#)
- [OLAP Component ETL](#)

For more information, see [Chapter 8, "Oracle Retail Data Model OLAP Dimensions"](#).

Oracle Retail Data Model OLAP Source Objects

The source data needed to load the OLAP Analytical Workspace are present in various types of objects: base, derived, lookup, and reference tables as well as relational views.

The following tables list the source objects used to load the OLAP Dimensions and Cubes.

[Table 7-1](#) lists the Relational source objects used to load the OLAP Dimensions.

Table 7-1 Relational Source Objects for Loading OLAP Dimensions

Relational Object Name	Relational Object Type	OLAP Dimension(s)	# of Dimension(s)	More Information
DWL_ACTVTY_RQST_TYP	Lookup	ACTRQSTTYP	1	Activity Request Type: ACTRQSTTYP
DWL_ASSTS_TYP	Lookup	ASSTTYPE	1	Assets Type: ASSTTYPE
DWL_CUST_TYP	Lookup	CUSTOMER	1	Customer: CUSTOMER
DWL_EMP_TYP	Lookup	EMPLOYEE	1	Employee: EMPLOYEE
DWL_ENV_TYP	Lookup	ENVTYPE	1	Environment Type: ENVTYPE
DWL_INTRACN_RSN	Lookup	INTRACNRSN	1	Interaction Reason: INTRACNRSN
DWL_INTRACN_STAT	Lookup	INTRACNSTAT	1	Interaction Status: INTRACNSTAT
DWL_INTRACN_TYP	Lookup	INTRACNTYP	1	Interaction Type: INTRACNTYP
DWL_INV_LOC_TYP	Lookup	INVLOC	1	Inventory Location: INVLOC
DWL_LIAB_TYP	Lookup	LIABTYP	1	Liability Type: LIABTYP
DWL_ORDR_TYP	Lookup	ORDRTYP	1	Order Type: ORDRTYP
DWL_PAY_TYP	Lookup	PAYTYPE	1	Pay Type: PAYTYPE
DWL_RFMP_MTHD	Lookup	RFMP	1	RFMP: RFMP
DWL_RQST_ORIGIN	Lookup	RQSTORIGIN	1	Request Origin: RQSTORIGIN
DWL_RSN	Lookup	REASON	1	Reason: REASON

Table 7-1 (Cont.) Relational Source Objects for Loading OLAP Dimensions

Relational Object Name	Relational Object Type	OLAP Dimension(s)	# of Dimension(s)	More Information
DWL_SHFT_TYP	Lookup	BUSHIFT	1	Business Unit Shift: BUSHIFT
DWL_UOM	Lookup	UOM	1	Unit Of Measure: UOM
DWL_UOM_TYP	Lookup	UOM	1	Unit Of Measure: UOM
DWL_VNDR_CLASS	Lookup	VENDOR	1	Vendor: VENDOR
DWR_BSNS_HLF_MO	Reference	TIME	1	Time: TIME
DWR_BSNS_HLF_YR	Reference	TIME	1	Time: TIME
DWR_BSNS_MO	Reference	TIME	1	Time: TIME
DWR_BSNS_QTR	Reference	TIME	1	Time: TIME
DWR_BSNS_UNIT_SHFT	Reference	BUSHIFT	1	Business Unit Shift: BUSHIFT
DWR_BSNS_WK	Reference	TIME	1	Time: TIME
DWR_BSNS_YR	Reference	TIME	1	Time: TIME
DWR_CARRIER	Reference	CARRIER	1	Carrier: CARRIER
DWR_CLNDR_HLF_MO	Reference	TIME	1	Time: TIME
DWR_CLNDR_HLF_YR	Reference	TIME	1	Time: TIME
DWR_CLNDR_MO	Reference	TIME	1	Time: TIME
DWR_CLNDR_QTR	Reference	TIME	1	Time: TIME
DWR_CLNDR_WK	Reference	TIME	1	Time: TIME
DWR_CLNDR_YR	Reference	TIME	1	Time: TIME
DWR_CMPGN	Reference	CMPGNMEDIA	1	Campaign Media: CMPGNMEDIA
DWR_CMPGN_MEDIA	Reference	CMPGNMEDIA	1	Campaign Media: CMPGNMEDIA
DWR_CUST	Reference	CUSTOMER	1	Customer: CUSTOMER
DWR_CUST_CLSTR	Reference	CUSTOMER	1	Customer: CUSTOMER
DWR_DAY	Reference	TIME	1	Time: TIME
DWR_EMP	Reference	EMPLOYEE	1	Employee: EMPLOYEE
DWR_INV_LOC	Reference	INVLOC	1	Inventory Location: INVLOC
DWR_ITEM	Reference	PRODUCT, PRODQR	2	Product: PRODUCT, Product QR Dimension: PRODQR
DWR_ITEM_CLASS	Reference	PRODUCT, PRODQR	2	Product: PRODUCT, Product QR Dimension: PRODQR
DWR_ITEM_CLSTR	Reference	PRODUCT	1	Product: PRODUCT
DWR_ITEM_CMPNY	Reference	PRODUCT, PRODQR	2	Product: PRODUCT, Product QR Dimension: PRODQR
DWR_ITEM_DEPT	Reference	PRODUCT, PRODQR	2	Product: PRODUCT, Product QR Dimension: PRODQR
DWR_ITEM_DIV	Reference	PRODUCT, PRODQR	2	Product: PRODUCT, Product QR Dimension: PRODQR
DWR_ITEM_GRP	Reference	PRODUCT, PRODQR	2	Product: PRODUCT, Product QR Dimension: PRODQR
DWR_ITEM_SBC	Reference	PRODUCT, PRODQR	2	Product: PRODUCT, Product QR Dimension: PRODQR
DWR_MEDIA	Reference	CMPGNMEDIA	1	Campaign Media: CMPGNMEDIA
DWR_ORG_AREA	Reference	ORGANIZATION, ORGQR	2	Organization: ORGANIZATION, Organization QR Dimension: ORGQR
DWR_ORG_BNR	Reference	ORGANIZATION	1	Organization: ORGANIZATION

Table 7–1 (Cont.) Relational Source Objects for Loading OLAP Dimensions

Relational Object Name	Relational Object Type	OLAP Dimension(s)	# of Dimension(s)	More Information
DWR_ORG_BSNS_UNIT	Reference	ORGANIZATION, ORGQR	2	Organization: ORGANIZATION, Organization QR Dimension: ORGQR
DWR_ORG_CHAIN	Reference	ORGANIZATION, ORGQR	2	Organization: ORGANIZATION, Organization QR Dimension: ORGQR
DWR_ORG_CMPNY	Reference	ORGANIZATION, ORGQR	2	Organization: ORGANIZATION, Organization QR Dimension: ORGQR
DWR_ORG_DIV	Reference	ORGANIZATION	1	Organization: ORGANIZATION
DWR_ORG_DSTRCT	Reference	ORGANIZATION, ORGQR	2	Organization: ORGANIZATION, Organization QR Dimension: ORGQR
DWR_ORG_RGN	Reference	ORGANIZATION, ORGQR	2	Organization: ORGANIZATION, Organization QR Dimension: ORGQR
DWR_POSTCD	Reference	POSTCD	1	Post Code: POSTCD
DWR_SKU_ITEM	Reference	PRODUCT, PRODQR	2	Product: PRODUCT, Product QR Dimension: PRODQR
DWR_TCHPNT	Reference	TOUCHPOINT	1	Touchpoint: TOUCHPOINT
DWR_TOT_TIME	Reference	TIME	1	Time: TIME
DWR_VNDR	Reference	VENDOR	1	Vendor: VENDOR
DWR_VNDR_ITEM	Reference	VENDORITEM	1	Vendor Item: VENDORITEM
DWR_VNDR_SITE	Reference	VNDRSITE	1	Vendor Site: VNDRSITE

Table 7–2 lists the Relational source objects used to load the OLAP Cubes.

Table 7–2 Relational Source Objects for Loading OLAP Cubes

Relational Object Name	Relational Object Type	OLAP Cube(s)	Number of Cube(s)	More Information
DWB_SL_PLAN_ITEM_ORG_HRCHY_WK	Base	SLPLN	1	Sales Plan Item Organization Hierarchy Cube: SLPLN
DWD_ACTVTY_RQST_DAY	Derived	AR	1	Activity Request Cube: AR
DWD_ASSTS_DAY	Derived	ASSET	1	Asset Cube: ASSET
DWD_CARRIER_CMPLNC_DAY	Derived	CC	1	Carrier Compliance Cube: CC
DWD_CUST_SKU_SL_RETRN_DAY	Derived	CSSR	1	Customer SKU Sale Return Cube: CSSR
DWD_CUST_TYP_ORDR_ITEM_DAY	Derived	CO	1	Customer Order Cube: CO
DWD_EMP_LBR	Derived	EL	1	Employee Labor Cube: EL
DWD_EMP_WG_PYMT_DAY	Derived	EWGP	1	Employee Wage Payment Cube: EWGP
DWD_INV_ADJ_ITEM_DAY	Derived	IA	1	Inventory Adjustment Cube: IA
DWD_INV_POSN_ITEM_DAY	Derived	INV	1	Inventory Cube: INV
DWD_INV_RCPT_ITEM_DAY	Derived	IR	1	Inventory Receipt Cube: IR
DWD_INV_UNAVL_ITEM_DAY	Derived	IU	1	Inventory Unavailable Cube: IU
DWD_LIAB_DAY	Derived	LIABILITY	1	Liability Cube: LIABILITY
DWD_ORG_BSNS_UNT_HRS_DAY	Derived	OBUH	1	Store Hours Cube: OBUH
DWD_ORG_BSNS_UNT_TRFC_DAY	Derived	OBUT	1	Store Traffic Cube: OBUT
DWD_PCHSE_ORDR_LI_STATE	Derived	POLIS	1	Purchase Order Line Item State Cube: POLIS
DWD_PCHSE_ORDR_STATE	Derived	POS	1	Purchase Order State Cube: POS

Table 7–2 (Cont.) Relational Source Objects for Loading OLAP Cubes

Relational Object Name	Relational Object Type	OLAP Cube(s)	Number of Cube(s)	More Information
DWD_RTL_SL_RETRN_ITEM_DAY	Derived	SLS, SLSQR	2	Sales Cube: SLS, Sales Cube - Cube based QR enabled: SLSQR
DWD_RTL_TRX_EMP_WRKSTN_DAY	Derived	RTEW	1	Retail Transaction Employee Workstation Cube: RTEW
DWD_SPACE_UTLZTN_ITEM_DAY	Derived	SU	1	Space Utilization Cube: SU
DWD_VNDR_CMPLNC_ITEM_DAY	Derived	VC	1	Vendor Compliance Cube: VC
DWV_CUST_RFMP_SCR_VIEW	View (on Derived, Lookup)	CRFMP, CRFMPDC	2	Customer RFMP Cube: CRFMP, Customer RFMP DC Cube: CRFMPDC

General Process to Populate the OLAP Analytical Workspace in Oracle Retail Data Model

Load the Oracle Retail Data Model OLAP Analytical Workspace with the following steps:

1. Identify and load the relational tables/MVs/Views using Oracle Retail Data Model Intra-ETL.
2. Map the leaf level data from the relational Tables/MVs/Views to the OLAP cube.
3. Map the dimensions of the cube to the Relational Tables (Reference/Lookup)/Views.
4. Initiate a load using the process flow OLAP_MAP as explained in the section "OLAP Analytical Workspace ETL". This in turn makes calls to certain procedures/functions present in the OLAP ETL Package PKG_ORDM_OLAP_ETL_AW_LOAD which have been built for this purpose.
5. Monitor the loads using the entries present in the CUBE_BUILD_LOG table as well as CUBE_BUILD_REPORT, and CUBE_BUILD_REPORT_LATEST views.

SQL Access to Analytical Workspace including Query Rewrite to Cube Organized Materialized Views

Oracle Retail Data Model reports can use SQL to query the relational base tables and the optimizer transparently translates the SQL to access either the table materialized views or the cube materialized views (and hence the analytic workspace cubes and dimensions) depending upon which provides the better performance.

Cube organized materialized views represent the cube to SQL-based applications as materialized views that you can use for both refresh and query rewrite. With Query Re-write enabled, Oracle will automatically re-write SQL queries targeted against relational tables.

All cubes, those available for Cube MV based Query Rewrite and otherwise, are available for user SQL based Query Tool access through CUBE_TABLE based SQL Views which are created and maintained automatically during the cube build/update process.

Using SQL to access the cubes and dimensions is a significant feature of Oracle OLAP because it enables reporting tools that only generate SQL to use all of the powerful features of the analytic workspace.

This allows all of the benefits of the analytic workspace to be easily available to any product using regular SQL. This feature is enabled for the Cube SLSQR in Oracle Retail Data Model OLAP Analytical Workspace "ORDM".

OLAP Component ETL

Oracle Retail Data Model OLAP component extends the core functionality of Oracle Retail Data Model by adding OLAP cubes for OLAP analysis and Forecasting.

Oracle Retail Data Model OLAP cubes are populated using the Intra-ETL workflow process OLAP_MAP. The workflow calls procedures/functions defined in the `PKG_ORDM_OLAP_ETL_AW_LOAD` package that is provided with the OLAP component.

This section discusses:

- [OLAP Component Installation Process](#)
- [OLAP Component Load Scripts](#)
- [When is the OLAP Analytical Workspace Populated?](#)
- [OLAP_ETL Package: PKG_ORDM_OLAP_ETL_AW_LOAD](#)

OLAP Component Installation Process

The Oracle Retail Data Model Oracle Universal Installer (OUI) triggers the execution of the environment setup SQL script:

```
$ORACLE_HOME/ordm/cfgtool/ordm_install.sbs
```

This script invokes the script:

```
$ORACLE_HOME/ordm/pdm/olap/ordm_aw_import.sql
```

which installs the OLAP Analytical Workspace "ORDM" in the product schema.

The OLAP environment setup script, `ordm_install.sbs` creates and sets up the Oracle Retail Data Model OLAP environment.

The OLAP environment setup script `ordm_install.sbs` performs the following tasks:

- Creates user `ordm_sys`
- Creates default, temporary and OLAP tablespaces for Oracle Retail Data Model schema and assigns the same to user `ordm_sys`.
- Assigns required grants and privileges (including directories) to `ordm_sys` user.
- Gathers statistics on `sys.aw_obj$` table.
- Invokes script: `$ORACLE_HOME/ordm/pdm/olap/ordm_aw_import.sql`
- Defines additional OLAP specific views used by Reporting in the `ordm_sys` schema.

The script `ordm_aw_import.sql` performs the following tasks:

- Sets up the OLAP logging mechanism (functional as well as operational logging)
- Checks version compatibility of the database with Oracle Retail Data Model OLAP Component
- Creates the analytic workspace(s) that define all of the analytic workspace objects used by the OLAP component.

- Sets up data in OLAP ETL Parameter table with default values suitable for initial load of schema.

For more information about the objects defined by the `ordm_sys` schema, including the analytic workspaces defined by the schema, see "[Oracle Retail Data Model OLAP Source Objects](#)" on page 7-1.

OLAP Component Load Scripts

The OLAP component load scripts includes the following scripts:

- [OLAP Component Initial Load Script](#)
- [OLAP Component Incremental Load Script](#)

OLAP Component Initial Load Script

The OLAP cube initial load script `ordm_cube_historical_load.sql` loads the dimensions and fact data from the relational star schema into the analytic workspace dimension and cubes and typically, executes the OLAP forecasts.

Note: The script that performs the OLAP cube initial load: For Oracle Retail Data Model 11.3.1, the script is `ordm_cube_historical_load.sql`

Pre-requisites

- `ordm_sys` schema should have been created and all requisite privileges granted to the schema user.
- Analytical Workspace "ORDM" should have been created/installed correctly (without errors in the install logs).
- Data should be setup in OLAP ETL Parameter table `DWC_OLAP_ETL_PARAMETER` such that it corresponds to the specifics of the Oracle Retail Data Model installation.
- Data should have been into the Oracle Retail Data Model Derived/Reference tables via a successful execution of the Intra-ETL.

Actions/Tasks Performed:

- To populate the OLAP cubes in Oracle Retail Data Model, the OLAP cube initial load script executes the `olap_etl_awbuild` procedure of Package `PKG_OLAP_ETL_AW_LOAD` in `HISTORICAL` mode. This procedure in turn invokes other procedures:
 - non-forecast cubes build `olap_etl_nf_cube_build`
 - forecast cubes build `olap_etl_nf_cube_build`
- This populates all of analytic workspace non-forecast cubes/dimensions with relational data.
- Forecast cubes are loaded via OLAP DML programs which execute Forecast commands and generate data for the Forecast Cubes within the OLAP Analytical Workspace itself.
- The build method used for loading the cubes in the Analytical Workspace is 'C' indicating a COMPLETE load from relational schema source tables.

Post Load Actions:

- Sets up the data in OLAP ETL Parameter table suitable for subsequent loads to be performed in Incremental mode. Typically this involves modifying the settings in the OLAP ETL Parameter table as follows: build_method_type is set to 'INCREMENTAL', build_method is set to '?', calc_fcst to Y/N based on whether Forecast process needs to be run for incremental loads, hist_st_mo and forecast_st_mo parameters can be shifted forward by a month, and so on.

OLAP Component Incremental Load Script

The OLAP cube initial load script `ordm_cube_incremental_load.sql` loads the dimensions and fact data from the relational star schema into the analytic workspace dimension and cubes and optionally, executes the OLAP forecasts. This script typically loads only the freshly modified/recently updated data in the relational source objects onto the Analytical Workspace and generally, would not load the entire relational source object on to the corresponding OLAP object.

Note: The script that performs the OLAP cube incremental load: For Oracle Retail Data Model 11.3.1, the script is `ordm_cube_incremental_load.sql`

Pre-requisites:

- The `ordm_sys` schema should have been created and all requisite privileges granted to the schema user.
- Analytical Workspace "ORDM" should have been created/installed correctly (without errors in install logs).
- The initial load script should have been executed so that the relational schema data and OLAP Analytical Workspace Dimensions/Cubes were in sync at the end of the initial load process.
- After that, additional data should have been loaded into the relational source objects (Reference/Derived) typically via the Intra-ETL programs.
- OLAP ETL Parameter table has been updated for the data boundary parameters as well as OLAP Forecast process related parameters to indicate the nature of the incremental load desired.

Actions/Tasks Performed:

- Executes the `OLAP_ETL_AWBUILD` subprogram in INCREMENTAL mode. This procedure in turn invokes other procedures:
 - non-forecast cubes build `olap_etl_nf_cube_build`
 - optional: forecast cubes build `olap_etl_nf_cube_build`
- This populates all of analytic workspace non-forecast cubes/dimensions with updated relational data.
- Based on the settings relating to Forecast parameters in OLAP ETL Parameter table, it optionally runs the forecast process in an incremental fashion and serves to update the Forecast Cubes data in the Analytical Workspace.
- The build method used for loading the cubes in the Analytical Workspace is '?' indicating a FAST refresh (or failing that, COMPLETE) load is to be attempted while loading from relational schema source tables.

Post Load Actions:

- Sets up the data in OLAP ETL Parameter table suitable for subsequent loads to be performed in Incremental mode. Typically this involves shifting forward by a month the parameters `hist_st_mo` and `forecast_st_mo` in the OLAP ETL Parameter table.

When is the OLAP Analytical Workspace Populated?

OLAP cubes are populated at the following times:

- [Populating During the Initial Load of the OLAP Cube Data](#)
- [Populating on a Continuous or Scheduled Basis to Update the OLAP Cube Data](#)

Populating During the Initial Load of the OLAP Cube Data

This load is performed by a SQL script `ordm_cube_historical_load.sql` that is delivered with the Oracle Retail Data Model OLAP component.

When relational data exists in the Oracle Retail Data Model data warehouse, the OLAP cube initial load script (also called the Historical Load) loads relational table data into the OLAP cubes. It also performs the OLAP forecasts as per the entries in OLAP Configuration table `DWC_OLAP_ETL_PARAMETER`.

You can execute the OLAP cube initial load SQL script explicitly after you have installed the Oracle Retail Data Model OLAP component and populated the relational source objects. In this case, you execute the OLAP cube initial load SQL program as you would any other SQL program.

- Go to directory `$ORACLE_HOME/ordm/pdm/olap/`
- Login to SQL * PLUS using `ordm_sys` login
- Verify the configuration/default entries in table `DWC_OLAP_ETL_PARAMETER`

For more information, see *Oracle Retail Data Model Installation Guide*.

- Run the Historical Load script:

```
SQL>@ordm_cube_historical_load.sql
```

Populating on a Continuous or Scheduled Basis to Update the OLAP Cube Data

On a continuous or scheduled basis to update the OLAP cube data with the relational data that has been added to the Oracle Retail Data Model data warehouse since the initial load of the OLAP cubes.

This type of load (also called as Incremental Load) is performed by a SQL script `ordm_cube_incremental_load.sql` that is delivered with the Oracle Retail Data Model OLAP component. The Incremental Load script adds new/updated relational data from the source tables into the OLAP Dimensions/Cubes present in Analytical Workspace "ORDM".

Based on the configuration parameters in OLAP ETL Parameter table, the Forecast process may or may not be executed. If the Forecast process is triggered/executed, then the data in Sales and Inventory Forecast Cubes (`SLS_FCST`, `SLS_FCST_STTSTC`, `INV_FCST`, `INV_FCST_STTSTC`) would also be modified/updated.

You can execute the OLAP cube Incremental Load SQL script explicitly after you have executed the Oracle Retail Data Model OLAP component Initial Load script and additional data has been populated in the relational source objects. In this case, you execute the OLAP cube initial load SQL program as you would any other SQL program.

- Go to directory \$ORACLE_HOME/ordm/pdm/olap/
- Login to SQL * PLUS using ordm_sys login
- Verify the configuration/default entries in table DWC_OLAP_ETL_PARAMETER

For more information, see *Oracle Retail Data Model Installation Guide*.

- Run the Incremental Load script:

```
SQL>@ordm_cube_incremental_load.sql
```

For more information on executing OLAP loads and for updating the data in the OLAP forecast cubes, see *Oracle Retail Data Model Implementation and Operations Guide*.

For detailed information about the behavior of the OLAP cube Initial and Incremental Load Scripts, see "OLAP Component Load Scripts" on page 7-6.

OLAP_ETL Package: PKG_ORDM_OLAP_ETL_AW_LOAD

The PKG_ORDM_OLAP_ETL_AW_LOAD package contains subprograms (or functions) which populate the Analytical Workspace "ORDM". Broadly speaking, the following tasks are performed by the subprograms:

- `olap_etl_aw_build`: This function is used to build the complete Analytical Workspace. This function in turn calls the non-forecast cubes load function `olap_etl_nf_cube_build` as well as forecast cubes load function `olap_etl_fcst_build`.
- `olap_etl_nf_cube_build`: This function loads the non-forecast cubes one after the other. It can work on a subset of the complete list of non-forecast cubes through the `p_cubename` input argument (ALL indicates all applicable cubes. 'SLS|INV|CO|CRFMP|CRFMPDC' indicates that we want the cubes SLS, INV, CO, CRFMP and CRFMPDC alone to be loaded.)
- `olap_etl_fcst_build`: This function calls the OLAP DML forecast programs and loads the 4 forecast cubes - SLS_FCST, SLS_FCST_STTSTC, INV_FCST and INV_FCST_STTSTC.

See also: "OLAP Component Installation Process" on page 7-5, *Oracle Retail Data Model Installation Guide*, and "Summary of the PKG_OLAP_ETL_AW_LOAD Subprograms" on page 7-9.

Summary of the PKG_OLAP_ETL_AW_LOAD Subprograms

Table 7-3 lists the all of the package subprograms.

Table 7-3 PKG_OLAP_ETL_AW_LOAD Package Subprograms

Subprogram	Description
OLAP_ETL_AW_BUILD	This function is used to build the complete Analytical Workspace. This function in turn calls the non-forecast cubes load function <code>olap_etl_nf_cube_build</code> as well as forecast cubes load function <code>olap_etl_fcst_build</code> .
OLAP_ETL_NF_CUBE_BUILD	This function loads the non-forecast cubes one after the other.
OLAP_ETL_FCST_BUILD	This function calls the OLAP DML forecast programs and loads the forecast cubes.

OLAP_ETL_AW_BUILD

This function is used to build the complete Analytical Workspace. This function in turn calls the non-forecast cubes load function `olap_etl_nf_cube_build` as well as forecast cubes load function `olap_etl_fcst_build`.

Returns 0 in case of successful execution, -1 otherwise after putting error details in standard output (to be redirected to log file).

Syntax

```
FUNCTION PKG_ORDM_OLAP_ETL_AW_LOAD.OLAP_ETL_AW_BUILD (
  p_build_method char default '?',
  p_build_method_type varchar2 default 'INCREMENTAL',
  p_cubename varchar2 default NULL,
  p_maxjobqueues integer default 4,
  p_calc_fcst char default 'N',
  p_no_fcst_yrs integer default NULL,
  p_fcst_mthd varchar2 default 'AUTO',
  p_hist_st_mo varchar2 default NULL,
  p_fcst_st_mo varchar2 default NULL,
  p_other1 varchar2 default NULL,
  p_other2 varchar2 default NULL
)
RETURN INTEGER;
```

Parameters

Table 7-4 shows the OLAP_ETL_AW_BUILD Function Parameters

Table 7-4 OLAP_ETL_AW_BUILD Function Parameters

Parameter	Description
<code>p_build_method</code>	A single character indicating the type of load to be attempted while loading the OLAP Cubes from relational sources. Typically users are expected to use either of the following values <ul style="list-style-type: none"> ■ C: Complete refresh clears all dimension values before loading. (Default) during Initial load of the AW and ■ ?: Fast refresh if possible, and otherwise a complete refresh during the Incremental loads of the AW.
<code>p_build_method_type</code>	One of the following values: HISTORICAL or INCREMENTAL (default) Used for logical/logging purposes.
<code>p_cubename</code>	Cubename to be loaded <ul style="list-style-type: none"> ■ ALL - All cubes as applicable ■ <code>cubename[cubename]...</code> specifies one or more cubes to build. List of Cubenames delimited by ' '. For example: 'SLS CRFMP'
<code>max_job_queues</code>	Specifies the number of parallel jobs used to execute the aggregation steps. Default value: 4 Recommended value: number-of-CPU-1
<code>p_calc_fcst</code>	One of the following values depending on whether you calculate forecast cubes: <ul style="list-style-type: none"> ■ Y specifies calculate forecast cubes. ■ N specifies do not calculate forecast cubes.
<code>p_no_fcst_yrs</code>	Integer value that specifies how many years of forecast data is to be calculated/generated.
<code>p_fcst_mthd</code>	One of the following values: AUTO or MANUAL. Typically this is set to AUTO.
<code>p_hist_st_mo</code>	specify value as BYYYYYMX which is the "start business month" of historical data

Table 7–4 (Cont.) OLAP_ETL_AW_BUILD Function Parameters

Parameter	Description
p_fcst_st_mo	specify value as BYYYYYMX which is the "start business month" of the forecasting period
p_other1	Not used. Specify NULL.
p_other2	Not used. Specify NULL.

OLAP_ETL_NF_CUBE_BUILD

This function loads the non-forecast cubes one after the other.

Returns 0 in case of successful execution, -1 otherwise after putting error details in standard output (to be redirected to log file).

Syntax

```
FUNCTION PKG_ORDM_OLAP_ETL_AW_LOAD.OLAP_ETL_NF_CUBE_BUILD (
  p_build_method char default '?',
  p_cubename varchar2 default 'ALL',
  p_maxjobqueues integer default 4
)
RETURN INTEGER;
```

Parameters

Table 7–5 shows the OLAP_ETL_NF_CUBE_BUILD Function Parameters.

Table 7–5 OLAP_ETL_NF_CUBE_BUILD Function Parameters

Parameter	Description
p_build_method	A single character indicating the type of load to be attempted while loading the OLAP Cubes from relational sources. Typically users are expected to use either of the following values <ul style="list-style-type: none"> ▪ C: Complete refresh clears all dimension values before loading. (Default) during Initial load of the AW and ▪ ?: Fast refresh if possible, and otherwise a complete refresh during the Incremental loads of the AW.
p_cubename	Cubename to be loaded <ul style="list-style-type: none"> ▪ ALL - All cubes as applicable ▪ cubename[cubename...] specifies one or more cubes to build. List of Cubenames delimited by ' ' For example: 'SLS CRFMP'
max_job_queues	Specifies the number of parallel jobs used to execute the aggregation steps. Default value: 4 Recommended value: number-of-CPUs -1

OLAP_ETL_FCST_BUILD

This function calls the OLAP DML forecast programs and loads the forecast cubes.

Returns 0 in case of successful execution, -1 otherwise after putting error details in standard output (to be redirected to log file).

Syntax

```
FUNCTION PKG_ORDM_OLAP_ETL_AW_LOAD.OLAP_ETL_FCST_BUILD (
  p_fcst_mthd varchar2 default 'AUTO',
  p_hist_st_mo varchar2 default NULL,
  p_fcst_st_mo varchar2 default NULL,
  p_no_fcst_yrs integer default NULL
```

```
)  
RETURN INTEGER;
```

Parameters

[Table 7–6](#) shows the OLAP_ETL_FCST_BUILD Function Parameters.

Table 7–6 OLAP_ETL_FCST_BUILD Function Parameters

Parameter	Description
p_fcst_mthd	One of the following values: AUTO or MANUAL. Typically this is set to AUTO.
p_hist_st_mo	Specify value as BYYYYYMX which is the "start business month" of historical data
p_fcst_st_mo	Specify value as BYYYYYMX which is the "start business month" of the forecasting period
p_no_fcst_yrs	Integer value that specifies how many years of forecast data is to be calculated/generated

Oracle Retail Data Model OLAP Dimensions

This chapter describes the data flow between fact tables and dimension tables of Oracle Retail Data Model relational tables to target materialized views and cubes to support the OLAP module in Oracle Retail Data Model.

For more information, see [Chapter 9, "Oracle Retail Data Model OLAP Cubes"](#).

OLAP Dimensions Overview

[Table 8–1](#) lists the OLAP dimensions and each dimension description includes the following information:

- Levels
- Hierarchies
- Attributes and Attribute mappings

The dimensional data model is an integral part of On-Line Analytical Processing (OLAP). A dimensional data model is as much a logical model as a physical model. Conceptually, a dimensional data model is composed of cubes, measures, dimensions, hierarchies, levels, and attributes.

For a more complete introduction to the OLAP dimensional models, see *Oracle OLAP User's Guide*.

Tip: In general, it is not recommended to modify the dimensions/cubes provided by Oracle Retail Data Model.

There are certain changes to existing dimensions, such as defining new attributes, creating additional hierarchies, defining additional dimensions, additional cubes or additional measures in existing cubes which are possible and do not break the existing OLAP model.

You can make these changes; However these changes are not supported in that any issues arising out of the modified model will not be supported or treated as bugs.

At the same time, certain other changes are also possible, such as introducing a new level within an existing hierarchy, modifying the mapping for existing attributes, level definitions, descriptions, and so on. These changes are more disruptive in nature and greater care needs to be exercised while making these changes.

Note that most of these changes would typically impact other modules in Oracle Retail Data Model such as Reporting (corresponding modifications would be needed to the Reporting rpd, Reports, and so on).

Table 8–1 List of OLAP Dimensions

Dimension

Activity Request Type: ACTRQSTTYP

Assets Type: ASSTTYPE

Business Unit Shift: BUSHIFT

Carrier: CARRIER

Campaign Media: CMPGNMEDIA

Customer: CUSTOMER

Employee: EMPLOYEE

Environment Type: ENVTYPE

Interaction Reason: INTRACNRSN

Interaction Status: INTRACNSTAT

Interaction Type: INTRACNTYP

Inventory Location: INVLOC

Liability Type: LIABTYP

Order Type: ORDRTYP

Organization: ORGANIZATION

Organization QR Dimension: ORGQR

Pay Type: PAYTYPE

Post Code: POSTCD

Product QR Dimension: PRODQR

Product: PRODUCT

Table 8–1 (Cont.) List of OLAP Dimensions

Dimension
Reason: REASON
RFMP: RFMP
Request Origin: RQSTORIGIN
Time: TIME
Time QR Dimension: TIMEQR
Touchpoint: TOUCHPOINT
UOM: UOM
Vendor: VENDOR
Vendor Item: VNDRITEM
Vendor Site: VNDRSITE

Activity Request Type: ACTRQSTTYP

This dimension stores the Activity Request Types used in Oracle Retail Data Model.

Default Hierarchy: HACTRQSTTYP

Table 8–2 Activity Request Type Hierarchy (HACTRQSTTYP)

Level	Description	Activity Request Type Hierarchy (HACTRQSTTYP)
TACTRQSTTYP	Total Activity Request Type	TACTRQSTTYP
ACTRQSTTYP	Activity Request Type	ACTRQSTTYP

Attribute Name: Long Description (LONG_DESCRIPTION)

Table 8–3 Activity Request Type Long Description Attribute Mapping

Level	Mapping (Physical Column)
TACTRQSTTYP	'Total Activity Request Type'
ACTRQSTTYP	DWL_ACTVTY_RQST_TYP.ACTVTY_RQST_TYP_NAME

Attribute Name: Short Description (SHORT_DESCRIPTION)

Table 8–4 Activity Request Type Short Description Attribute Mapping

Level	Mapping (Physical Column)
TACTRQSTTYP	'Total Activity Request Type'
ACTRQSTTYP	DWL_ACTVTY_RQST_TYP.ACTVTY_RQST_TYP_CD

Assets Type: ASSTTYPE

This dimension stores the Assets Types used in Oracle Retail Data Model.

Default Hierarchy: HASSTTYPE

Table 8–5 Assets Type Hierarchy (HASSTTYPE)

Level	Description	Assets Type Hierarchy (HASSTTYPE)
TASSTTYPE	Total Assets Type	TASSTTYPE
ASSTTYPE	Assets Type	ASSTTYPE

Attribute Name: Long Description (LONG_DESCRIPTION)

Table 8–6 Assets Type Long Description Attribute Mapping

Level	Mapping (Physical Column)
TASSTTYPE	'Total Assets Type'
ASSTTYPE	DWL_ASSTS_TYP.ASSTS_TYP_NAME

Attribute Name: Short Description (SHORT_DESCRIPTION)

Table 8–7 Assets Type Short Description Attribute Mapping

Level	Mapping (Physical Column)
TASSTTYPE	'Total Assets Type'
ASSTTYPE	DWL_ASSTS_TYP.ASSTS_TYP_CD

Business Unit Shift: BUSHIFT

This dimension stores the Business Unit Shifts used in Oracle Retail Data Model.

Default Hierarchy: HBUSHIFT

Table 8–8 Business Unit Shift Hierarchy (HBUSHIFT)

Level	Description	Business Unit Shift Hierarchy (HBUSHIFT)
TBUSHIFT	Total Business Unit Shift	TBUSHIFT
SHIFTTYPE	Shift Type	SHIFTTYPE
BUSHIFT	Business Unit Shift	BUSHIFT

Attribute Name: Long Description (LONG_DESCRIPTION)

Table 8–9 Business Unit Shift Long Description Attribute Mapping

Level	Mapping (Physical Column)
TBUSHIFT	'Total Business Unit Shift'
SHIFTTYPE	DWL_SHFT_TYP.SHFT_TYP_NAME
BUSHIFT	DWR_BSNS_UNIT_SHFT.NAME

Attribute Name: Short Description (SHORT_DESCRIPTION)

Table 8–10 Business Unit Shift Short Description Attribute Mapping

Level	Mapping (Physical Column)
TBUSHIFT	'Total Business Unit Shift'
SHIFTTYPE	DWL_SHFT_TYP.SHFT_TYP_CD
BUSHIFT	DWR_BSNS_UNIT_SHFT.BSNS_UNIT_SHFT_CD

Carrier: CARRIER

This dimension stores the Carriers used in Oracle Retail Data Model.

Default Hierarchy: HCARRIER

Table 8–11 Carrier Hierarchy (HCARRIER)

Level	Description	Carrier Hierarchy (HCARRIER)
TCARRIER	Total Carrier	TCARRIER
CARRIER	Carrier	CARRIER

Attribute Name: Long Description (LONG_DESCRIPTION)

Table 8–12 Carrier Long Description Attribute Mapping

Level	Mapping (Physical Column)
TCARRIER	'Total Carrier'
CARRIER	DWR_CARRIER.CARRIER_DESC

Attribute Name: Short Description (SHORT_DESCRIPTION)

Table 8–13 Carrier Short Description Attribute Mapping

Level	Mapping (Physical Column)
TCARRIER	'Total Carrier'
CARRIER	DWR_CARRIER.CARRIER_NAME

Campaign Media: CMPGNMEDIA

This dimension stores the data relating to the Campaigns, Media used in Oracle Retail Data Model.

Default Hierarchy: HMEDIA

Table 8–14 Media and Campaign Hierarchy (HCMPGN)

Level	Description	Media Hierarchy (HMEDIA)	Campaign Hierarchy (HCMPGN)
TCM	Total Campaign Media	TCM	TCM
MEDIA	Media	MEDIA	
CMPGN	Campaign	CMPGN	
CMPGNMEDIA	Campaign Media	CMPGNMEDIA	CMPGNMEDIA

Attribute Name: Long Description (LONG_DESCRIPTION)

Table 8–15 Campaign Media Long Description Attribute Mapping

Level	Mapping (Physical Column)
TCM	'Total Campaign Media'
MEDIA	DWR_MEDIA.MEDIA_NAME
CMPGN	DWR_CMPGN.CMPGN_NAME
CMPGNMEDIA	DWR_CMPGN_MEDIA.LNG_DESC

Attribute Name: Short Description (SHORT_DESCRIPTION)

Table 8–16 Campaign Media Short Description Attribute Mapping

Level	Mapping (Physical Column)
TCM	'Total Campaign Media'
MEDIA	DWR_MEDIA.MEDIA_CD
CMPGN	DWR_CMPGN.CMPGN_CD
CMPGNMEDIA	DWR_CMPGN_MEDIA.SHORT_DESC

Customer: CUSTOMER

This dimension stores the Customers used in Oracle Retail Data Model.

Default Hierarchy: HCUSTTYP

Table 8–17 Customer Type and Customer Cluster Hierarchy

Level	Description	Customer Type Hierarchy (HCUSTTYP)	Customer Cluster Hierarchy (HCUSTCLSTR)
TCUST	Total Customer	TCUST	TCUST
CUSTTYP	Customer Type	CUSTTYP	
CLSTR	Cluster		CLSTR
CUST	Customer	CUST	CUST

Attribute Name: Long Description (LONG_DESCRIPTION)

Table 8–18 Customer Long Description Attribute Mapping

Level	Mapping (Physical Column)
TCUST	'Total Customer'
CUSTTYP	DWL_CUST_TYP.CUST_TYP_DESC
CLSTR	DWR_CUST_CLSTR.CUST_CLSTR_DESC
CUST	DWR_CUST.FIRST_NAME ' ' DWR_CUST.LAST_NAME

Attribute Name: Short Description (SHORT_DESCRIPTION)

Table 8–19 Customer Short Description Attribute Mapping

Level	Mapping (Physical Column)
TCUST	'Total Customer'
CUSTTYP	DWL_CUST_TYP.CUST_TYP_NAME
CLSTR	DWR_CUST_CLSTR.CUST_CLSTR_CD
CUST	DWR_CUST.CUST_NBR

Attribute Name: Frequent Shopper Indicator (FS_IND)

Table 8–20 Customer Frequent Shopper Indicator Attribute Mapping

Level	Mapping (Physical Column)
TCUST	
CUSTTYP	
CLSTR	
CUST	DWR_CUST.FREQ_SHOPR_IND

Attribute Name: Frequent Shopper Number (FS_NBR)

Table 8–21 Customer Frequent Shopper Number Attribute Mapping

Level	Mapping (Physical Column)
TCUST	
CUSTTYP	
CLSTR	
CUST	DWR_CUST.FREQ_SHOPR_NBR

Attribute Name: Customer Type (CUST_TYP)

Table 8–22 Customer Customer Type Attribute Mapping

Level	Mapping (Physical Column)
TCUST	
CUSTTYP	
CLSTR	
CUST	DWR_CUST.CUST_TYP

Attribute Name: Customer Number (CUST_NBR)

Table 8–23 Customer Number Attribute Mapping

Level	Mapping (Physical Column)
TCUST	
CUSTTYP	
CLSTR	
CUST	DWR_CUST.CUST_NBR

Attribute Name: City (CITY)

Table 8–24 Customer City Attribute Mapping

Level	Mapping (Physical Column)
TCUST	
CUSTTYP	
CLSTR	
CUST	DWR_CUST.CITY

Attribute Name: State (STATE)

Table 8–25 Customer State Attribute Mapping

Level	Mapping (Physical Column)
TCUST	
CUSTTYP	
CLSTR	
CUST	DWR_CUST.STATE

Attribute Name: Country (COUNTRY)

Table 8–26 Customer Country Attribute Mapping

Level	Mapping (Physical Column)
TCUST	
CUSTTYP	
CLSTR	
CUST	DWR_CUST.CNTRY

Employee: EMPLOYEE

This dimension stores the Employees used in Oracle Retail Data Model.

Default Hierarchy: HEMPLOYEE

Table 8–27 Employee Hierarchy (HEMPLOYEE)

Level	Description	Employee Hierarchy (HEMPLOYEE)
TEMPLOYEE	Total Employee	TEMPLOYEE
EMPLOYEEEETYPE	Employee Type	EMPLOYEEEETYPE
EMPLOYEE	Employee	EMPLOYEE

Attribute Name: Long Description (LONG_DESCRIPTION)

Table 8–28 Employee Long Description Attribute Mapping

Level	Mapping (Physical Column)
TEMPLOYEE	'Total Employee'
EMPLOYEEEETYPE	DWL_EMP_TYP.EMP_TYP_NAME
EMPLOYEE	DWR_EMP.FULL_NAME

Attribute Name: Short Description (SHORT_DESCRIPTION)

Table 8–29 Employee Short Description Attribute Mapping

Level	Mapping (Physical Column)
TEMPLOYEE	'Total Employee'
EMPLOYEEEETYPE	DWL_EMP_TYP.EMP_TYP_CD
EMPLOYEE	DWR_EMP.EMP_NBR

Environment Type: ENVTYPE

This dimension stores the Environment Types used in Oracle Retail Data Model.

Default Hierarchy: HENVTYPE

Table 8–30 Environment Type Hierarchy (HENVTYPE)

Level	Description	Environment Type Hierarchy (HENVTYPE)
TENVTYPE	Total Environment Type	TENVTYPE
ENVTYPE	Environment Type	ENVTYPE

Attribute Name: Long Description (LONG_DESCRIPTION)

Table 8–31 Environment Type Long Description Attribute Mapping

Level	Mapping (Physical Column)
TENVTYPE	'Total Environment Type'
ENVTYPE	DWL_ENV_TYP.ENV_TYP_NAME

Attribute Name: Short Description (SHORT_DESCRIPTION)

Table 8–32 Environment Type Short Description Attribute Mapping

Level	Mapping (Physical Column)
TENVTYPE	'Total Environment Type'
ENVTYPE	DWL_ENV_TYP.ENV_TYP_CD

Interaction Reason: INTRACNRSN

This dimension stores the Interaction Reasons used in Oracle Retail Data Model.

Default Hierarchy: HINTRACNRSN

Table 8–33 Interaction Reason Hierarchy (HINTRACNRSN)

Level	Description	Interaction Reason Hierarchy (HINTRACNRSN)
TINTRACNRSN	Total Interaction Reason	TINTRACNRSN
INTRACNRSN	Interaction Reason	INTRACNRSN

Attribute Name: Long Description (LONG_DESCRIPTION)

Table 8–34 Interaction Reason Long Description Attribute Mapping

Level	Mapping (Physical Column)
TINTRACNRSN	'Total Interaction Reason'
INTRACNRSN	DWL_INTRACN_RSN.INTRACN_RSN_NAME

Attribute Name: Short Description (SHORT_DESCRIPTION)

Table 8–35 Interaction Reason Short Description Attribute Mapping

Level	Mapping (Physical Column)
TINTRACNRSN	'Total Interaction Reason'
INTRACNRSN	DWL_INTRACN_RSN.INTRACN_RSN_CD

Interaction Status: INTRACNSTAT

This dimension stores the Interaction Statuses used in Oracle Retail Data Model.

Default Hierarchy: HINTRACNSTAT

Table 8–36 Interaction Status Hierarchy (HINTRACNSTAT)

Level	Description	Interaction Status Hierarchy (HINTRACNSTAT)
TINTRACNSTAT	Total Interaction Status	TINTRACNSTAT
INTRACNSTAT	Interaction Status	INTRACNSTAT

Attribute Name: Long Description (LONG_DESCRIPTION)

Table 8–37 Interaction Status Long Description Attribute Mapping

Level	Mapping (Physical Column)
TINTRACNSTAT	'Total Interaction Status'
INTRACNSTAT	DWL_INTRACN_STAT.INTRACN_STAT_NAME

Attribute Name: Short Description (SHORT_DESCRIPTION)

Table 8–38 Interaction Status Short Description Attribute Mapping

Level	Mapping (Physical Column)
TINTRACNSTAT	'Total Interaction Status'
INTRACNSTAT	DWL_INTRACN_STAT.INTRACN_STAT_CD

Interaction Type: INTRACNTYP

This dimension stores the Interaction Types used in Oracle Retail Data Model.

Default Hierarchy: HINTRACNTYP

Table 8–39 Interaction Type Hierarchy (HINTRACNTYP)

Level	Description	Interaction Type Hierarchy (HINTRACNTYP)
TINTRACNTYP	Total Interaction Type	TINTRACNTYP
INTRACNTYP	Interaction Type	INTRACNTYP

Attribute Name: Long Description (LONG_DESCRIPTION)

Table 8–40 Interaction Type Long Description Attribute Mapping

Level	Mapping (Physical Column)
TINTRACNTYP	'Total Interaction Type'
INTRACNTYP	DWL_INTRACN_TYP.INTRACN_TYP_NAME

Attribute Name: Short Description (SHORT_DESCRIPTION)

Table 8–41 Interaction Type Short Description Attribute Mapping

Level	Mapping (Physical Column)
TINTRACNTYP	'Total Interaction Type'
INTRACNTYP	DWL_INTRACN_TYP.INTRACN_TYP_CD

Inventory Location: INVLOC

This dimension stores the Inventory Locations used in Oracle Retail Data Model.

Default Hierarchy: HINVLOC

Table 8–42 Inventory Location Hierarchy (HINVLOC)

Level	Description	Inventory Location Hierarchy (HINVLOC)
TINVLOC	Total Inventory Location	TINVLOC
INVLOCTYP	Inventory Location Type	INVLOCTYP
INVLOC	Inventory Location	INVLOC

Attribute Name: Long Description (LONG_DESCRIPTION)

Table 8–43 Inventory Location Long Description Attribute Mapping

Level	Mapping (Physical Column)
TINVLOC	'Total Inventory Location'
INVLOCTYP	DWL_INV_LOC_TYP.INV_LOC_TYP_NAME
INVLOC	DWR_INV_LOC.LOC_NAME

Attribute Name: Short Description (SHORT_DESCRIPTION)

Table 8–44 Inventory Location Short Description Attribute Mapping

Level	Mapping (Physical Column)
TINVLOC	'Total Inventory Location'
INVLOCTYP	DWL_INV_LOC_TYP.INV_LOC_TYP_CD
INVLOC	DWR_INV_LOC.INV_LOC_CD

Liability Type: LIABTYP

This dimension stores the Liability Types used in Oracle Retail Data Model.

Default Hierarchy: HLIABTYP

Table 8–45 Liability Type Hierarchy (HLIABTYP)

Level	Description	Liability Type Hierarchy (HLIABTYP)
TLIABTYP	Total Liability Type	TLIABTYP
LIABTYP	Liability Type	LIABTYP

Attribute Name: Long Description (LONG_DESCRIPTION)

Table 8–46 Liability Type Long Description Attribute Mapping

Level	Mapping (Physical Column)
TLIABTYP	'Total Liability Type'
LIABTYP	DWL_LIAB_TYP.LIAB_TYP_NAME

Attribute Name: Short Description (SHORT_DESCRIPTION)

Table 8–47 Liability Type Short Description Attribute Mapping

Level	Mapping (Physical Column)
TLIABTYP	'Total Liability Type'
LIABTYP	DWL_LIAB_TYP.LIAB_TYP_CD

Order Type: ORDRTYP

This dimension stores the Order Types used in Oracle Retail Data Model.

Default Hierarchy: HORDRTYP

Table 8–48 Order Type (HORDRTYP)

Level	Description	Order Type Hierarchy (HORDRTYP)
TORDRTYP	Total Lia Order Type	TORDRTYP
ORDRTYP	Order Type	ORDRTYP

Attribute Name: Long Description (LONG_DESCRIPTION)

Table 8–49 Order Type Long Description Attribute Mapping

Level	Mapping (Physical Column)
TORDRTYP	'Total Order Type'
ORDRTYP	DWL_ORDR_TYP.ORDR_TYP_NAME

Attribute Name: Short Description (SHORT_DESCRIPTION)

Table 8–50 Order Type Short Description Attribute Mapping

Level	Mapping (Physical Column)
TORDRTYP	'Total Order Type'
ORDRTYP	DWL_ORDR_TYP.ORDR_TYP_CD

Organization: ORGANIZATION

This dimension stores the Organizational data used in Oracle Retail Data Model.

Default Hierarchy: HORG

Table 8–51 Organization Levels and Hierarchy

Level	Description	Organization Hierarchy (HORG)	Organization Division Hierarchy (HDIVISION)	Organization Banner Hierarchy (HBANNER)
TORG	Total Organization	TORG	TORG	TORG
BANNER	Banner		BANNER	
DIVISION	Division	DIVISION		
COMPANY	Company	COMPANY		
CHAIN	Chain	CHAIN		
AREA	Area	AREA		
REGION	Region	REGION		
DISTRICT	District	DISTRICT		
STORE	Store	STORE	STORE	STORE

Attribute Name: Long Description (LONG_DESCRIPTION)

Table 8–52 Organization Long Description Attribute Mapping

Level	Mapping (Physical Column)
TORG	'Total Organization'
BANNER	DWR_ORG_BNR.BNR_NAME
DIVISION	DWR_ORG_DIV.DIV_NAME
COMPANY	DWR_ORG_CMPNY.CMPNY_NAME
CHAIN	DWR_ORG_CHAIN.CHAIN_NAME

Table 8–52 (Cont.) Organization Long Description Attribute Mapping

Level	Mapping (Physical Column)
AREA	DWR_ORG_AREA.AREA_NAME
REGION	DWR_ORG_RGN.RGN_NAME
DISTRICT	DWR_ORG_DSTRCT.DSTRCT_NAME
STORE	DWR_ORG_BSNS_UNIT.LNG_DESC

Attribute Name: Short Description (SHORT_DESCRIPTION)

Table 8–53 Organization Short Description Attribute Mapping

Level	Mapping (Physical Column)
TORG	'Total Organization'
BANNER	DWR_ORG_BNR.BNR_CD
DIVISION	DWR_ORG_DIV.DIV_CD
COMPANY	DWR_ORG_CMPNY.CMPNY_CD
CHAIN	DWR_ORG_CHAIN.CHAIN_CD
AREA	DWR_ORG_AREA.AREA_CD
REGION	DWR_ORG_RGN.RGN_CD
DISTRICT	DWR_ORG_DSTRCT.DSTRCT_CD
STORE	DWR_ORG_BSNS_UNIT.SHORT_DESC

Attribute Name: Business Unit Code (BSNS_UNIT_CD)

Table 8–54 Organization Business Unit Code Attribute Mapping

Level	Mapping (Physical Column)
TORG	
BANNER	
DIVISION	
COMPANY	
CHAIN	
AREA	
REGION	
DISTRICT	
STORE	DWR_ORG_BSNS_UNIT.BSNS_UNIT_CD

Attribute Name: Business Unit Type Code (BSNS_UNIT_TYP_CD)

Table 8–55 Organization Business Unit Type Code Attribute Mapping

Level	Mapping (Physical Column)
TORG	
BANNER	
DIVISION	
COMPANY	
CHAIN	
AREA	
REGION	

Table 8–55 (Cont.) Organization Business Unit Type Code Attribute Mapping

Level	Mapping (Physical Column)
DISTRICT	
STORE	DWR_ORG_BSNS_UNIT.BSNS_UNIT_TYP_CD

Attribute Name: Store Close Date (STORE_CLOSE_DT)

Table 8–56 Organization Store Close Date Attribute Mapping

Level	Mapping (Physical Column)
TORG	
BANNER	
DIVISION	
COMPANY	
CHAIN	
AREA	
REGION	
DISTRICT	
STORE	DWR_ORG_BSNS_UNIT.STORE_CLS_DT

Attribute Name: Store Description (STORE_DESC)

Table 8–57 Organization Store Description Attribute Mapping

Level	Mapping (Physical Column)
TORG	
BANNER	
DIVISION	
COMPANY	
CHAIN	
AREA	
REGION	
DISTRICT	
STORE	DWR_ORG_BSNS_UNIT.STORE_NAME

Attribute Name: Store Manager (STORE_MANAGER)

Table 8–58 Organization Store Manager Attribute Mapping

Level	Mapping (Physical Column)
TORG	
BANNER	
DIVISION	
COMPANY	
CHAIN	
AREA	
REGION	
DISTRICT	
STORE	DWR_ORG_BSNS_UNIT.STORE_MGR

Attribute Name: Store Name (STORE_NAME)

Table 8–59 Organization Store Name Attribute Mapping

Level	Mapping (Physical Column)
TORG	
BANNER	
DIVISION	
COMPANY	
CHAIN	
AREA	
REGION	
DISTRICT	
STORE	DWR_ORG_BSNS_UNIT.STORE_NAME

Attribute Name: Store Open Date (STORE_OPEN_DT)

Table 8–60 Organization Store Open Date Attribute Mapping

Level	Mapping (Physical Column)
TORG	
BANNER	
DIVISION	
COMPANY	
CHAIN	
AREA	
REGION	
DISTRICT	
STORE	DWR_ORG_BSNS_UNIT.STORE_OPEN_DT

Attribute Name: Store Price Index (STORE_PRICE_INDEX)

Table 8–61 Organization Store Price Index Attribute Mapping

Level	Mapping (Physical Column)
TORG	
BANNER	
DIVISION	
COMPANY	
CHAIN	
AREA	
REGION	
DISTRICT	
STORE	DWR_ORG_BSNS_UNIT.STORE_PRICE_INDX

Attribute Name: Store Receiving Code (STORE_RCV_CD)

Table 8–62 Organization Store Receiving Code Attribute Mapping

Level	Mapping (Physical Column)
TORG	
BANNER	
DIVISION	
COMPANY	
CHAIN	
AREA	
REGION	
DISTRICT	
STORE	DWR_ORG_BSNS_UNIT.STORE_RCVNG_CD

Attribute Name: Store Type (STORE_TYPE)

Table 8–63 Organization Store Type Attribute Mapping

Level	Mapping (Physical Column)
TORG	
BANNER	
DIVISION	
COMPANY	
CHAIN	
AREA	
REGION	
DISTRICT	
STORE	DWR_ORG_BSNS_UNIT.STORE_TYP

Organization QR Dimension: ORGQR

This dimension stores the Organizational data along Organization Hierarchy used in Oracle Retail Data Model.

Default Hierarchy: HORG

Table 8–64 Organization Hierarchy (HORG)

Level	Description	Organization Hierarchy (HORG)
TORG	Total Organization	TORG
COMPANY	Company	COMPANY
CHAIN	Chain	CHAIN
AREA	Area	AREA
REGION	Region	REGION
DISTRICT	District	DISTRICT
STORE	Store	STORE

Attribute Name: Long Description (LONG_DESCRIPTION)

Table 8–65 Organization QR Dimension Long Description Attribute Mapping

Level	Mapping (Physical Column)
TORG	'Total Organization'
COMPANY	DWR_ORG_CMPNY.CMPNY_NAME
CHAIN	DWR_ORG_CHAIN.CHAIN_NAME
AREA	DWR_ORG_AREA.AREA_NAME
REGION	DWR_ORG_RGN.RGN_NAME
DISTRICT	DWR_ORG_DSTRCT.DSTRCT_NAME
STORE	DWR_ORG_BSNS_UNIT.LNG_DESC

Attribute Name: Short Description (SHORT_DESCRIPTION)

Table 8–66 Organization Short Description Attribute Mapping

Level	Mapping (Physical Column)
TORG	'Total Organization'
COMPANY	DWR_ORG_CMPNY.CMPNY_CD
CHAIN	DWR_ORG_CHAIN.CHAIN_CD
AREA	DWR_ORG_AREA.AREA_CD
REGION	DWR_ORG_RGN.RGN_CD
DISTRICT	DWR_ORG_DSTRCT.DSTRCT_CD
STORE	DWR_ORG_BSNS_UNIT.SHORT_DESC

Attribute Name: Business Unit Code (BSNS_UNIT_CD)

Table 8–67 Organization QR Dimension Business Unit Code Attribute Mapping

Level	Mapping (Physical Column)
TORG	
COMPANY	
CHAIN	
AREA	
REGION	
DISTRICT	
STORE	DWR_ORG_BSNS_UNIT.BSNS_UNIT_CD

Attribute Name: Business Unit Type Code (BSNS_UNIT_TYP_CD)

Table 8–68 Organization QR Dimension Business Unit Type Code Attribute Mapping

Level	Mapping (Physical Column)
TORG	
COMPANY	
CHAIN	
AREA	
REGION	
DISTRICT	
STORE	DWR_ORG_BSNS_UNIT.BSNS_UNIT_TYP_CD

Attribute Name: Store Close Date (STORE_CLOSE_DT)

Table 8–69 Organization QR Dimension Store Close Date Attribute Mapping

Level	Mapping (Physical Column)
TORG	
COMPANY	
CHAIN	
AREA	
REGION	
DISTRICT	
STORE	DWR_ORG_BSNS_UNIT.STORE_CLS_DT

Attribute Name: Store Description (STORE_DESC)

Table 8–70 Organization QR Dimension Store Description Attribute Mapping

Level	Mapping (Physical Column)
TORG	
COMPANY	
CHAIN	
AREA	
REGION	
DISTRICT	
STORE	DWR_ORG_BSNS_UNIT.STORE_NAME

Attribute Name: Store Manager (STORE_MANAGER)

Table 8–71 Organization QR Dimension Store Manager Attribute Mapping

Level	Mapping (Physical Column)
TORG	
COMPANY	
CHAIN	
AREA	
REGION	
DISTRICT	
STORE	DWR_ORG_BSNS_UNIT.STORE_MGR

Attribute Name: Store Name (STORE_NAME)

Table 8–72 Organization QR Dimension Store Name Attribute Mapping

Level	Mapping (Physical Column)
TORG	
COMPANY	
CHAIN	
AREA	
REGION	
DISTRICT	

Table 8–72 (Cont.) Organization QR Dimension Store Name Attribute Mapping

Level	Mapping (Physical Column)
STORE	DWR_ORG_BSNS_UNIT.STORE_NAME

Attribute Name: Store Open Date (STORE_OPEN_DT)

Table 8–73 Organization QR Dimension Store Open Date Attribute Mapping

Level	Mapping (Physical Column)
TORG	
COMPANY	
CHAIN	
AREA	
REGION	
DISTRICT	
STORE	DWR_ORG_BSNS_UNIT.STORE_OPEN_DT

Attribute Name: Store Price Index (STORE_PRICE_INDEX)

Table 8–74 Organization QR Dimension Store Price Index Attribute Mapping

Level	Mapping (Physical Column)
TORG	
COMPANY	
CHAIN	
AREA	
REGION	
DISTRICT	
STORE	DWR_ORG_BSNS_UNIT.STORE_PRICE_INDX

Attribute Name: Store Receiving Code (STORE_RCV_CD)

Table 8–75 Organization QR Dimension Store Receiving Code Attribute Mapping

Level	Mapping (Physical Column)
TORG	
COMPANY	
CHAIN	
AREA	
REGION	
DISTRICT	
STORE	DWR_ORG_BSNS_UNIT.STORE_RCVNG_CD

Attribute Name: Store Type (STORE_TYPE)

Table 8–76 Organization QR Dimension Store Type Attribute Mapping

Level	Mapping (Physical Column)
TORG	
COMPANY	

Table 8–76 (Cont.) Organization QR Dimension Store Type Attribute Mapping

Level	Mapping (Physical Column)
CHAIN	
AREA	
REGION	
DISTRICT	
STORE	DWR_ORG_BSNS_UNIT.STORE_TYP

Pay Type: PAYTYPE

This dimension stores the Pay Types used in Oracle Retail Data Model.

Default Hierarchy: HPAYTYPE

Table 8–77 Pay Type Hierarchy (HPAYTYPE)

Level	Description	Pay Type Hierarchy (HPAYTYPE)
TPAYTYPE	Total Pay Type	TPAYTYPE
PAYTYPE	Pay Type	PAYTYPE

Attribute Name: Long Description (LONG_DESCRIPTION)

Table 8–78 Pay Type Long Description Attribute Mapping

Level	Mapping (Physical Column)
TPAYTYPE	'Total Pay Type'
PAYTYPE	DWL_PAY_TYP.PAY_TYP_NAME

Attribute Name: Short Description (SHORT_DESCRIPTION)

Table 8–79 Pay Type Short Description Attribute Mapping

Level	Mapping (Physical Column)
TPAYTYPE	'Total Pay Type'
PAYTYPE	DWL_PAY_TYP.PAY_TYP_CD

Post Code: POSTCD

This dimension stores the Post Codes used in Oracle Retail Data Model.

Default Hierarchy: HPOSTCD

Table 8–80 Post Code Hierarchy (HPOSTCD)

Level	Description	Post Code Hierarchy (HPOSTCD)
TPOSTCD	Total Post Code	TPOSTCD
POSTCD	Post Code	POSTCD

Attribute Name: Long Description (LONG_DESCRIPTION)

Table 8–81 Post Code Long Description Attribute Mapping

Level	Mapping (Physical Column)
TPOSTCD	'Total Postcode'
POSTCD	DWR_POSTCD.POSTCD_DESC

Attribute Name: Short Description (SHORT_DESCRIPTION)

Table 8–82 Post Code Short Description Attribute Mapping

Level	Mapping (Physical Column)
TPOSTCD	'Total Postcode'
POSTCD	DWR_POSTCD.POSTCD_CD

Product QR Dimension: PRODQR

This dimension stores the Products along Product Hierarchy used in Oracle Retail Data Model.

Default Hierarchy: HPROD

Table 8–83 Product Hierarchy (HPROD)

Level	Description	Product Hierarchy (HPROD)
TPROD	Total Product	TPROD
COMPANY	Company	COMPANY
DIVISION	Division	DIVISION
GROUP ¹	Group	GROUP
DEPT	Department	DEPT
CLASS	Class	CLASS
SUBCLASS	Sub Class	SUBCLASS
ITEM	Item	ITEM
SKU	SKU Item	SKU

¹ For Oracle Retail Data Model for OLAP 11g, this level is named GROUP. However, since GROUP is a restricted keyword for Oracle OLAP 11g metadata, in Oracle Retail Data Model for OLAP 11g, this level has been renamed to GROUP1. The Level Description continues to be Group in both versions

Attribute Name: Long Description (LONG_DESCRIPTION)

Table 8–84 Product QR Dimension Long Description Attribute Mapping

Level	Mapping (Physical Column)
TPROD	'Total Product'
COMPANY	DWR_ITEM_CMPNY.ITEM_CMPNY_NAME
DIVISION	DWR_ITEM_DIV.ITEM_DIV_NAME
GROUP	DWR_ITEM_GRP.ITEM_GRP_NAME
DEPT	DWR_ITEM_DEPT.ITEM_DEPT_NAME
CLASS	DWR_ITEM_CLASS.ITEM_CLASS_NAME
SUBCLASS	DWR_ITEM_SBC.SBC_NAME
ITEM	DWR_ITEM.ITEM_DESC
SKU	DWR_SKU_ITEM.SKU_ITEM_DESC

Attribute Name: Short Description (SHORT_DESCRIPTION)

Table 8–85 Product QR Dimension Short Description Attribute Mapping

Level	Mapping (Physical Column)
TPROD	'Total Product'
COMPANY	DWR_ITEM_CMPNY.ITEM_CMPNY_CD
DIVISION	DWR_ITEM_DIV.ITEM_DIV_CD
GROUP	DWR_ITEM_GRP.ITEM_GRP_CD
DEPT	DWR_ITEM_DEPT.ITEM_DEPT_CD
CLASS	DWR_ITEM_CLASS.ITEM_CLASS_CD
SUBCLASS	DWR_ITEM_SBC.SBC_CD
ITEM	DWR_ITEM.ITEM_NAME
SKU	DWR_SKU_ITEM.SKU_ITEM_NAME

Attribute Name: Buyer Code (BUYER_CODE)

Table 8–86 Product QR Dimension Buyer Code Attribute Mapping

Level	Mapping (Physical Column)
TPROD	
COMPANY	
DIVISION	DWR_ITEM_DIV.ITEM_DIV_BYR_CD
GROUP	DWR_ITEM_GRP.ITEM_GRP_BYR_CD
DEPT	DWR_ITEM_DEPT.ITEM_DEPT_BYR_CD
CLASS	DWR_ITEM_CLASS.ITEM_CLASS_BYR_CD
SUBCLASS	DWR_ITEM_SBC.SBC_BYR_CD
ITEM	
SKU	

Attribute Name: Buyer Name (BUYER_NAME)

Table 8–87 Product QR Dimension Buyer Name Attribute Mapping

Level	Mapping (Physical Column)
TPROD	
COMPANY	
DIVISION	DWR_ITEM_DIV.ITEM_DIV_BYR_NAME
GROUP	DWR_ITEM_GRP.ITEM_GRP_BYR_NAME
DEPT	DWR_ITEM_DEPT.ITEM_DEPT_BYR_NAME
CLASS	DWR_ITEM_CLASS.ITEM_CLASS_BYR_NAME
SUBCLASS	DWR_ITEM_SBC.SBC_BYR_NAME
ITEM	
SKU	

Attribute Name: Item Conv Type Code (ITEM_CONV_TYPE_CD)

Table 8–88 Product QR Dimension Item Conv Type Code Attribute Mapping

Level	Mapping (Physical Column)
TPROD	
COMPANY	
DIVISION	
GROUP	
DEPT	
CLASS	
SUBCLASS	
ITEM	DWR_ITEM.CONVBL_TYP_CD
SKU	

Attribute Name: Item Discount Indicator (ITEM_DISC_IND)

Table 8–89 Product QR Dimension Item Discount Indicator Attribute Mapping

Level	Mapping (Physical Column)
TPROD	
COMPANY	
DIVISION	
GROUP	
DEPT	
CLASS	
SUBCLASS	
ITEM	DWR_ITEM.DISC_IND
SKU	

Attribute Name: Item Display Unit Type Code (ITEM_DISP_UNIT_TYP_CD)

Table 8–90 Product QR Dimension Item Display Unit Type Code Attribute Mapping

Level	Mapping (Physical Column)
TPROD	
COMPANY	
DIVISION	
GROUP	
DEPT	
CLASS	
SUBCLASS	
ITEM	DWR_ITEM.DSPLY_UNIT_TYP_CD
SKU	

Attribute Name: Item Number (ITEM_NBR)

Table 8–91 Product QR Dimension Item Number Attribute Mapping

Level	Mapping (Physical Column)
TPROD	

Table 8–91 (Cont.) Product QR Dimension Item Number Attribute Mapping

Level	Mapping (Physical Column)
COMPANY	
DIVISION	
GROUP	
DEPT	
CLASS	
SUBCLASS	
ITEM	DWR_ITEM.ITEM_NBR
SKU	

Attribute Name: Merchandiser Code (MERC_CODE)

Table 8–92 Product QR Dimension Merchandiser Code Attribute Mapping

Level	Mapping (Physical Column)
TPROD	
COMPANY	
DIVISION	DWR_ITEM_DIV.ITEM_DIV_MRCHNDSR_CD
GROUP	DWR_ITEM_GRP.ITEM_GRP_MRCHNDSR_CD
DEPT	DWR_ITEM_DEPT.DEPT_MRCHNDSR_CD
CLASS	DWR_ITEM_CLASS.ITEM_CLASS_MRCHNDSR_CD
SUBCLASS	DWR_ITEM_SBC.SBC_MRCHNDSR_CD
ITEM	
SKU	

Attribute Name: Merchandiser Name (MERC_NAME)

Table 8–93 Product QR Dimension Merchandiser Name Attribute Mapping

Level	Mapping (Physical Column)
TPROD	
COMPANY	
DIVISION	DWR_ITEM_DIV.ITEM_DIV_MRCHNDSR_NAME
GROUP	DWR_ITEM_GRP.ITEM_GRP_MRCHNDSR_NAME
DEPT	DWR_ITEM_DEPT.DEPT_MRCHNDSR_NAME
CLASS	DWR_ITEM_CLASS.ITEM_CLASS_MRCHNDSR_NAME
SUBCLASS	DWR_ITEM_SBC.SBC_MRCHNDSR_NAME
ITEM	
SKU	

Attribute Name: SKU Item Number (SKU_ITEM_NBR)

Table 8–94 Product QR Dimension SKU Item Number Attribute Mapping

Level	Mapping (Physical Column)
TPROD	
COMPANY	
DIVISION	

Table 8–94 (Cont.) Product QR Dimension SKU Item Number Attribute Mapping

Level	Mapping (Physical Column)
GROUP	
DEPT	
CLASS	
SUBCLASS	
ITEM	
SKU	DWR_SKU_ITEM.SKU_ITEM_NBR

Product: PRODUCT

This dimension stores the Products used in Oracle Retail Data Model.

Default Hierarchy: HPROD

Table 8–95 Product Hierarchy and Cluster Hierarchy

Level	Description	Product Hierarchy (HPROD)	Product Cluster Hierarchy (HPCLUSTER)
TPROD	Total Product	TPROD	TPROD
PCLUSTER	Product Cluster		PCLUSTER
COMPANY	Company	COMPANY	
DIVISION	Division	DIVISION	
GROUP ¹	Group	GROUP	
DEPT	Department	DEPT	
CLASS	Class	CLASS	
SUBCLASS	Sub Class	SUBCLASS	
ITEM	Item	ITEM	ITEM
SKU	SKU Item	SKU	SKU

¹ For Oracle Retail Data Model for OLAP 11g, this level is named GROUP. However, since GROUP is a restricted keyword for Oracle OLAP 11g metadata, in Oracle Retail Data Model for OLAP 11g, this level has been renamed to GROUP1. The Level Description continues to be Group in both versions.

Attribute Name: Long Description (LONG_DESCRIPTION)

Table 8–96 Product Long Description Attribute Mapping

Level	Mapping (Physical Column)
TPROD	'Total Product'
PCLUSTER	DWR_ITEM_CLSTR.ITEM_CLSTR_DESC
COMPANY	DWR_ITEM_CMPNY.ITEM_CMPNY_NAME
DIVISION	DWR_ITEM_DIV.ITEM_DIV_NAME
GROUP	DWR_ITEM_GRP.ITEM_GRP_NAME
DEPT	DWR_ITEM_DEPT.ITEM_DEPT_NAME
CLASS	DWR_ITEM_CLASS.ITEM_CLASS_NAME
SUBCLASS	DWR_ITEM_SBC.SBC_NAME
ITEM	DWR_ITEM.ITEM_DESC
SKU	DWR_SKU_ITEM.SKU_ITEM_DESC

Attribute Name: Short Description (SHORT_DESCRIPTION)

Table 8–97 Product Short Description Attribute Mapping

Level	Mapping (Physical Column)
TPROD	'Total Product'
PCLUSTER	DWR_ITEM_CLSTR.ITEM_CLSTR_CD
COMPANY	DWR_ITEM_CMPNY.ITEM_CMPNY_CD
DIVISION	DWR_ITEM_DIV.ITEM_DIV_CD
GROUP	DWR_ITEM_GRP.ITEM_GRP_CD
DEPT	DWR_ITEM_DEPT.ITEM_DEPT_CD
CLASS	DWR_ITEM_CLASS.ITEM_CLASS_CD
SUBCLASS	DWR_ITEM_SBC.SBC_CD
ITEM	DWR_ITEM.ITEM_NAME
SKU	DWR_SKU_ITEM.SKU_ITEM_NAME

Attribute Name: Buyer Code (BUYER_CODE)

Table 8–98 Product Buyer Code Attribute Mapping

Level	Mapping (Physical Column)
TPROD	
PCLUSTER	
COMPANY	
DIVISION	DWR_ITEM_DIV.ITEM_DIV_BYR_CD
GROUP	DWR_ITEM_GRP.ITEM_GRP_BYR_CD
DEPT	DWR_ITEM_DEPT.ITEM_DEPT_BYR_CD
CLASS	DWR_ITEM_CLASS.ITEM_CLASS_BYR_CD
SUBCLASS	DWR_ITEM_SBC.SBC_BYR_CD
ITEM	
SKU	

Attribute Name: Buyer Name (BUYER_NAME)

Table 8–99 Product Buyer Name Attribute Mapping

Level	Mapping (Physical Column)
TPROD	
PCLUSTER	
COMPANY	
DIVISION	DWR_ITEM_DIV.ITEM_DIV_BYR_NAME
GROUP	DWR_ITEM_GRP.ITEM_GRP_BYR_NAME
DEPT	DWR_ITEM_DEPT.ITEM_DEPT_BYR_NAME
CLASS	DWR_ITEM_CLASS.ITEM_CLASS_BYR_NAME
SUBCLASS	DWR_ITEM_SBC.SBC_BYR_NAME
ITEM	
SKU	

Attribute Name: Item Conv Type Code (ITEM_CONV_TYPE_CD)

Table 8–100 Product Item Conv Type Code Attribute Mapping

Level	Mapping (Physical Column)
TPROD	
PCLUSTER	
COMPANY	
DIVISION	
GROUP	
DEPT	
CLASS	
SUBCLASS	
ITEM	DWR_ITEM.CONVBL_TYP_CD
SKU	

Attribute Name: Item Discount Indicator (ITEM_DISC_IND)

Table 8–101 Product Item Discount Indicator Attribute Mapping

Level	Mapping (Physical Column)
TPROD	
PCLUSTER	
COMPANY	
DIVISION	
GROUP	
DEPT	
CLASS	
SUBCLASS	
ITEM	DWR_ITEM.DISC_IND
SKU	

Attribute Name: Item Display Unit Type Code (ITEM_DISP_UNIT_TYP_CD)

Table 8–102 Product Item Display Unit Type Code Attribute Mapping

Level	Mapping (Physical Column)
TPROD	
PCLUSTER	
COMPANY	
DIVISION	
GROUP	
DEPT	
CLASS	
SUBCLASS	
ITEM	DWR_ITEM.DSPLY_UNIT_TYP_CD
SKU	

Attribute Name: Item Number (ITEM_NBR)

Table 8–103 Product Item Number Attribute Mapping

Level	Mapping (Physical Column)
TPROD	
PCLUSTER	
COMPANY	
DIVISION	
GROUP	
DEPT	
CLASS	
SUBCLASS	
ITEM	DWR_ITEM.ITEM_NBR
SKU	

Attribute Name: Merchandiser Code (MERC_CODE)

Table 8–104 Product Merchandiser Code Attribute Mapping

Level	Mapping (Physical Column)
TPROD	
PCLUSTER	
COMPANY	
DIVISION	DWR_ITEM_DIV.ITEM_DIV_MRCHNDSR_CD
GROUP	DWR_ITEM_GRP.ITEM_GRP_MRCHNDSR_CD
DEPT	DWR_ITEM_DEPT.DEPT_MRCHNDSR_CD
CLASS	DWR_ITEM_CLASS.ITEM_CLASS_MRCHNDSR_CD
SUBCLASS	DWR_ITEM_SBC.SBC_MRCHNDSR_CD
ITEM	
SKU	

Attribute Name: Merchandiser Name (MERC_NAME)

Table 8–105 Product Merchandiser Name Attribute Mapping

Level	Mapping (Physical Column)
TPROD	
PCLUSTER	
COMPANY	
DIVISION	DWR_ITEM_DIV.ITEM_DIV_MRCHNDSR_NAME
GROUP	DWR_ITEM_GRP.ITEM_GRP_MRCHNDSR_NAME
DEPT	DWR_ITEM_DEPT.DEPT_MRCHNDSR_NAME
CLASS	DWR_ITEM_CLASS.ITEM_CLASS_MRCHNDSR_NAME
SUBCLASS	DWR_ITEM_SBC.SBC_MRCHNDSR_NAME
ITEM	
SKU	

Attribute Name: SKU Item Number (SKU_ITEM_NBR)

Table 8–106 Product SKU Item Number Attribute Mapping

Level	Mapping (Physical Column)
TPROD	
PCLUSTER	
COMPANY	
DIVISION	
GROUP	
DEPT	
CLASS	
SUBCLASS	
ITEM	
SKU	DWR_SKU_ITEM.SKU_ITEM_NBR

Reason: REASON

This dimension stores the Reason Codes used in Oracle Retail Data Model.

Default Hierarchy: HREASON

Table 8–107 Reason Hierarchy (HREASON)

Level	Description	Reason Hierarchy (HREASON)
TREASON	Total Reason	TREASON
REASON	Reason	REASON

Attribute Name: Long Description (LONG_DESCRIPTION)

Table 8–108 Reason Long Description Attribute Mapping

Level	Mapping (Physical Column)
TREASON	'Total Reason'
REASON	DWL_RSN.RSN_NAME

Attribute Name: Short Description (SHORT_DESCRIPTION)

Table 8–109 Reason Short Description Attribute Mapping

Level	Mapping (Physical Column)
TREASON	'Total Reason'
REASON	DWL_RSN.RSN_CD

RFMP: RFMP

This dimension stores the Recency, Frequency, Monetary and Profitability (RFMP) Codes used in Oracle Retail Data Model.

Default Hierarchy: HRFMP

Table 8–110 RFMP Hierarchy (HRFMP)

Level	Description	RFMP Hierarchy (HRFMP)
TRFMP	Total RFMP	TRFMP
RFMPGRP	RFMP Group	RFMPGRP
DRFMP	RFMP Detail	DRFMP

Attribute Name: Long Description (LONG_DESCRIPTION)

Table 8–111 RFMP Long Description Attribute Mapping

Level	Mapping (Physical Column)
TRFMP	'Total RFMP'
RFMPGRP	DWL_RFMP_MTHD.RFMP_GRP_DESC
DRFMP	DWL_RFMP_MTHD.RFMP_MTHD_DESC

Attribute Name: Short Description (SHORT_DESCRIPTION)

Table 8–112 RFMP Short Description Attribute Mapping

Level	Mapping (Physical Column)
TRFMP	'Total RFMP'
RFMPGRP	DWL_RFMP_MTHD.RFMP_GRP
DRFMP	DWL_RFMP_MTHD.RFMP_MTHD_CD

Attribute Name: Frequency Segment Method Code (FSM_CD)

Table 8–113 RFMP Frequency Segment Method Code Attribute Mapping

Level	Mapping (Physical Column)
TRFMP	
RFMPGRP	
DRFMP	DWL_RFMP_MTHD.FREQNCY_SGMNT_MTHD_CD

Attribute Name: Monetary Segment Method Code (MSM_CD)

Table 8–114 RFMP Monetary Segment Method Code Attribute Mapping

Level	Mapping (Physical Column)
TRFMP	
RFMPGRP	
DRFMP	DWL_RFMP_MTHD.MNTRY_SGMNT_MTHD_CD

Attribute Name: Profitability Segment Method Code (PSM_CD)

Table 8–115 RFMP Profitability Segment Method Code Attribute Mapping

Level	Mapping (Physical Column)
TRFMP	
DRFMP	DWL_RFMP_MTHD.PROFBLTY_SGMNT_MTHD_CD
RFMPGRP	

Attribute Name: Recency Segment Method Code (RSM_CD)

Table 8–116 RFMP Recency Segment Method Code Attribute Mapping

Level	Mapping (Physical Column)
TRFMP	
RFMPGRP	
DRFMP	DWL_RFMP_MTHD.RECENCY_SGMNT_MTHD_CD

Attribute Name: RFMP Method Code (RFMP_MTHD_CD)

Table 8–117 RFMP RFMP Method Code Attribute Mapping

Level	Mapping (Physical Column)
TRFMP	
RFMPGRP	
DRFMP	DWL_RFMP_MTHD.RFMP_MTHD_CD

Attribute Name: RFMP Order (RFMP_ORDER)

Table 8–118 RFMP RFMP Order Attribute Mapping

Level	Mapping (Physical Column)
TRFMP	
RFMPGRP	
DRFMP	DWL_RFMP_MTHD.RFMP_ORDER

Attribute Name: RFMP Score (RFMP_SCR)

Table 8–119 RFMP RFMP Score Attribute Mapping

Level	Mapping (Physical Column)
TRFMP	
RFMPGRP	
DRFMP	DWL_RFMP_MTHD.RFMP_SCR

Attribute Name: RFMP Score Description (RFMP_SCR_DESC)

Table 8–120 RFMP RFMP Score Description Attribute Mapping

Level	Mapping (Physical Column)
TRFMP	
RFMPGRP	
DRFMP	DWL_RFMP_MTHD.RFMP_SCR_DESC

Attribute Name: RFMP Value (RFMP_VAL)

Table 8–121 RFMP RFMP Value Attribute Mapping

Level	Mapping (Physical Column)
TRFMP	
RFMPGRP	
DRFMP	DWL_RFMP_MTHD.RFMP_VAL

Request Origin: RQSTORIGIN

This dimension stores the Request Origin Codes used in Oracle Retail Data Model.

Default Hierarchy: HRQSTORIGIN

Table 8–122 Request Origin Hierarchy (HRQSTORIGIN)

Level	Description	Request Origin Hierarchy (HRQSTORIGIN)
TRQSTORIGIN	Total Request Origin	TRQSTORIGIN
RQSTORIGIN	Request Origin	RQSTORIGIN

Attribute Name: Long Description (LONG_DESCRIPTION)

Table 8–123 Request Origin Long Description Attribute Mapping

Level	Mapping (Physical Column)
TRQSTORIGIN	'Total Request Origin '
RQSTORIGIN	DWL_RQST_ORIGIN.RQST_ORIGIN_NAME

Attribute Name: Short Description (SHORT_DESCRIPTION)

Table 8–124 Request Origin Short Description Attribute Mapping

Level	Mapping (Physical Column)
TRQSTORIGIN	'Total Request Origin'
RQSTORIGIN	DWL_RQST_ORIGIN.RQST_ORIGIN_CD

Time: TIME

This dimension stores Time related data used in Oracle Retail Data Model.

Default Hierarchy: HTBSNS

Table 8–125 Time Levels and Hierarchies

Level	Description	Time Business Hierarchy (HTBSNS)	Time Calendar Hierarchy (HTCLNDR)	Time Calendar Week Hierarchy (HTCLNDRWK)
TTIME	Total Time	TTIME	TTIME	TTIME
CLNDR_YR	Calendar Year		CLNDR_YR	
CLNDR_HLF_YR	Calendar Half Year		CLNDR_HLF_YR	
CLNDR_QTR	Calendar Quarter		CLNDR_QTR	
CLNDR_MO	Calendar Month		CLNDR_MO	
CLNDR_HLF_MO	Calendar Half Month		CLNDR_HLF_MO	
CLNDR_WK	Calendar Week		CLNDR_WK	CLNDR_WK
BSNS_YR	Business Year	BSNS_YR		
BSNS_HLF_YR	Business Half Year	BSNS_HLF_YR		
BSNS_QTR	Business Quarter	BSNS_QTR		
BSNS_MO	Business Month	BSNS_MO		
BSNS_HLF_MO	Business Half Month	BSNS_HLF_MO		
BSNS_WK	Business Week	BSNS_WK		
DAY	Day	DAY	DAY	DAY

Attribute Name: Long Description (LONG_DESCRIPTION)

Table 8–126 Time Long Description Attribute Mapping

Level	Mapping (Physical Column)
TTIME	DWR_TOT_TIME.TOT_DESC
CLNDR_YR	DWR_CLNDR_YR.YR_DESC
CLNDR_HLF_YR	DWR_CLNDR_HLF_YR.HLF_YR_DESC
CLNDR_QTR	DWR_CLNDR_QTR.QTR_DESC
CLNDR_MO	DWR_CLNDR_MO.MO_DESC
CLNDR_HLF_MO	DWR_CLNDR_HLF_MO.HLF_MO_DESC
CLNDR_WK	DWR_CLNDR_WK.WK_DESC
BSNS_YR	DWR_BSNS_YR.YR_DESC
BSNS_HLF_YR	DWR_BSNS_HLF_YR.HLF_YR_DESC
BSNS_QTR	DWR_BSNS_QTR.QTR_DESC
BSNS_MO	DWR_BSNS_MO.MO_DESC
BSNS_HLF_MO	DWR_BSNS_HLF_MO.HLF_MO_DESC
BSNS_WK	DWR_BSNS_WK.WK_DESC
DAY	DWR_DAY.BSNS_DT_DESC

Attribute Name: Short Description (SHORT_DESCRIPTION)

Table 8–127 Time Short Description Attribute Mapping

Level	Mapping (Physical Column)
TTIME	DWR_TOT_TIME.TOT_CD
CLNDR_YR	DWR_CLNDR_YR.YR_CD
CLNDR_HLF_YR	DWR_CLNDR_HLF_YR.HLF_YR_CD
CLNDR_QTR	DWR_CLNDR_QTR.QTR_CD
CLNDR_MO	DWR_CLNDR_MO.MO_CD
CLNDR_HLF_MO	DWR_CLNDR_HLF_MO.HLF_MO_CD
CLNDR_WK	DWR_CLNDR_WK.WK_CD
BSNS_YR	DWR_BSNS_YR.YR_CD
BSNS_HLF_YR	DWR_BSNS_HLF_YR.HLF_YR_CD
BSNS_QTR	DWR_BSNS_QTR.QTR_CD
BSNS_MO	DWR_BSNS_MO.MO_CD
BSNS_HLF_MO	DWR_BSNS_HLF_MO.HLF_MO_CD
BSNS_WK	DWR_BSNS_WK.WK_CD
DAY	DWR_DAY.BSNS_DT_DESC

Attribute Name: End Date (END_DATE)

Table 8–128 Time End Date Attribute Mapping

Level	Mapping (Physical Column)
TTIME	DWR_TOT_TIME.END_DATE
CLNDR_YR	DWR_CLNDR_YR.YR_END_DT

Table 8–128 (Cont.) Time End Date Attribute Mapping

Level	Mapping (Physical Column)
CLNDR_HLF_YR	DWR_CLNDR_HLF_YR.HLF_YR_END_DT
CLNDR_QTR	DWR_CLNDR_QTR.QTR_END_DT
CLNDR_MO	DWR_CLNDR_MO.MO_END_DT
CLNDR_HLF_MO	DWR_CLNDR_HLF_MO.HLF_MO_END_DT
CLNDR_WK	DWR_CLNDR_WK.WK_END_DT
BSNS_YR	DWR_BSNS_YR.YR_END_DT
BSNS_HLF_YR	DWR_BSNS_HLF_YR.HLF_YR_END_DT
BSNS_QTR	DWR_BSNS_QTR.QTR_END_DT
BSNS_MO	DWR_BSNS_MO.MO_END_DT
BSNS_HLF_MO	DWR_BSNS_HLF_MO.HLF_MO_END_DT
BSNS_WK	DWR_BSNS_WK.WK_END_DT
DAY	DWR_DAY.BSNS_END_DT

Attribute Name: Time Span (TIME_SPAN)

Table 8–129 Time Time Span Attribute Mapping

Level	Mapping (Physical Column)
TTIME	DWR_TOT_TIME.TOT_TIME_SPAN
CLNDR_YR	DWR_CLNDR_YR.YR_TIMESPN
CLNDR_HLF_YR	DWR_CLNDR_HLF_YR.HLF_YR_TIMESPN
CLNDR_QTR	DWR_CLNDR_QTR.QTR_TIMESPN
CLNDR_MO	DWR_CLNDR_MO.MO_TIMESPN
CLNDR_HLF_MO	DWR_CLNDR_HLF_MO.HLF_MO_TIMESPN
CLNDR_WK	DWR_CLNDR_WK.WK_TIMESPN
BSNS_YR	DWR_BSNS_YR.YR_TIMESPN
BSNS_HLF_YR	DWR_BSNS_HLF_YR.HLF_YR_TIMESPN
BSNS_QTR	DWR_BSNS_QTR.QTR_TIMESPN
BSNS_MO	DWR_BSNS_MO.MO_TIMESPN
BSNS_HLF_MO	DWR_BSNS_HLF_MO.HLF_MO_TIMESPN
BSNS_WK	DWR_BSNS_WK.WK_TIMESPN
DAY	DWR_DAY.BSNS_DAY_TIMESPAN

Attribute Name: Business Holiday Indicator (BSNS_HLDY_IND)

Table 8–130 Time Business Holiday Indicator Attribute Mapping

Level	Mapping (Physical Column)
TTIME	
CLNDR_YR	
CLNDR_HLF_YR	
CLNDR_QTR	
CLNDR_MO	
CLNDR_HLF_MO	
CLNDR_WK	

Table 8–130 (Cont.) Time Business Holiday Indicator Attribute Mapping

Level	Mapping (Physical Column)
BSNS_YR	
BSNS_HLF_YR	
BSNS_QTR	
BSNS_MO	
BSNS_HLF_MO	
BSNS_WK	
DAY	DWR_DAY.BSNS_HOLIDY_IND

Attribute Name: Business Weekend Indicator (BSNS_WEND_IND)

Table 8–131 Time Business Weekend Indicator Attribute Mapping

Level	Mapping (Physical Column)
TTIME	
CLNDR_YR	
CLNDR_HLF_YR	
CLNDR_QTR	
CLNDR_MO	
CLNDR_HLF_MO	
CLNDR_WK	
BSNS_YR	
BSNS_HLF_YR	
BSNS_QTR	
BSNS_MO	
BSNS_HLF_MO	
BSNS_WK	
DAY	DWR_DAY.BSNS_WEEKEND_IND

Attribute Name: Business Working Day Indicator (BSNS_WRK_IND)

Table 8–132 Time Business Working Day Indicator Attribute Mapping

Level	Mapping (Physical Column)
TTIME	
CLNDR_YR	
CLNDR_HLF_YR	
CLNDR_QTR	
CLNDR_MO	
CLNDR_HLF_MO	
CLNDR_WK	
BSNS_YR	
BSNS_HLF_YR	
BSNS_QTR	
BSNS_MO	
BSNS_HLF_MO	

Table 8–132 (Cont.) Time Business Working Day Indicator Attribute Mapping

Level	Mapping (Physical Column)
BSNS_WK	
DAY	DWR_DAY.BSNS_WRKING_DAY_IND

Attribute Name: Number (NBR)

Table 8–133 Time Number Attribute Mapping

Level	Mapping (Physical Column)
TTIME	
CLNDR_YR	TO_NUMBER(DWR_CLNDR_YR.YR_NBR)
CLNDR_HLF_YR	TO_NUMBER(DWR_CLNDR_HLF_YR.HLF_YR_NBR)
CLNDR_QTR	TO_NUMBER(DWR_CLNDR_QTR.QTR_NBR)
CLNDR_MO	TO_NUMBER(DWR_CLNDR_MO.MO_NBR)
CLNDR_HLF_MO	TO_NUMBER(DWR_CLNDR_HLF_MO.HLF_MO_NBR)
CLNDR_WK	TO_NUMBER(DWR_CLNDR_WK.WK_NBR)
BSNS_YR	TO_NUMBER(DWR_BSNS_YR.YR_NBR)
BSNS_HLF_YR	TO_NUMBER(DWR_BSNS_HLF_YR.HLF_YR_NBR)
BSNS_QTR	TO_NUMBER(DWR_BSNS_QTR.QTR_NBR)
BSNS_MO	TO_NUMBER(DWR_BSNS_MO.MO_NBR)
BSNS_HLF_MO	TO_NUMBER(DWR_BSNS_HLF_MO.HLF_MO_NBR)
BSNS_WK	TO_NUMBER(DWR_BSNS_WK.WK_NBR)
DAY	TO_NUMBER(DWR_DAY.BSNS_DAY_OF_YR)

Attribute Name: Calendar Holiday Indicator (CLNDR_HLDY_IND)

Table 8–134 Time Calendar Holiday Indicator Attribute Mapping

Level	Mapping (Physical Column)
TTIME	
CLNDR_YR	
CLNDR_HLF_YR	
CLNDR_QTR	
CLNDR_MO	
CLNDR_HLF_MO	
CLNDR_WK	
BSNS_YR	
BSNS_HLF_YR	
BSNS_QTR	
BSNS_MO	
BSNS_HLF_MO	
BSNS_WK	
DAY	DWR_DAY.CLNDR_HOLIDY_IND

Attribute Name: Calendar Weekend Indicator (CLNDR_WEND_IND)

Table 8–135 Time Calendar Weekend Indicator Attribute Mapping

Level	Mapping (Physical Column)
TTIME	
CLNDR_YR	
CLNDR_HLF_YR	
CLNDR_QTR	
CLNDR_MO	
CLNDR_HLF_MO	
CLNDR_WK	
BSNS_YR	
BSNS_HLF_YR	
BSNS_QTR	
BSNS_MO	
BSNS_HLF_MO	
BSNS_WK	
DAY	DWR_DAY.CLNDR_WEEKEND_IND

Attribute Name: Calendar Working Day Indicator (CLNDR_WRK_IND)

Table 8–136 Time Calendar Working Day Indicator Attribute Mapping

Level	Mapping (Physical Column)
TTIME	
CLNDR_YR	
CLNDR_HLF_YR	
CLNDR_QTR	
CLNDR_MO	
CLNDR_HLF_MO	
CLNDR_WK	
BSNS_YR	
BSNS_HLF_YR	
BSNS_QTR	
BSNS_MO	
BSNS_HLF_MO	
BSNS_WK	
DAY	DWR_DAY.CLNDR_WRKING_DAY_IND

Attribute Name: Identifier (ID)

Table 8–137 Time Identifier Attribute Mapping

Level	Mapping (Physical Column)
TTIME	DWR_TOT_TIME.TOT_KEY
CLNDR_YR	DWR_CLNDR_YR.CLNDR_YR_KEY
CLNDR_HLF_YR	DWR_CLNDR_HLF_YR.CLNDR_HLF_YR_KEY
CLNDR_QTR	DWR_CLNDR_QTR.CLNDR_QTR_KEY
CLNDR_MO	DWR_CLNDR_MO.CLNDR_MO_KEY

Table 8–137 (Cont.) Time Identifier Attribute Mapping

Level	Mapping (Physical Column)
CLNDR_HLF_MO	DWR_CLNDR_HLF_MO.CLNDR_HLF_MO_KEY
CLNDR_WK	DWR_CLNDR_WK.CLNDR_WK_KEY
BSNS_YR	DWR_BSNS_YR.BSNS_YR_KEY
BSNS_HLF_YR	DWR_BSNS_HLF_YR.HLF_YR_KEY
BSNS_QTR	DWR_BSNS_QTR.QTR_KEY
BSNS_MO	DWR_BSNS_MO.MO_KEY
BSNS_HLF_MO	DWR_BSNS_HLF_MO.HLF_MO_KEY
BSNS_WK	DWR_BSNS_WK.WK_KEY
DAY	DWR_DAY.DAY_KEY

Attribute Name: Start Date (START_DATE)

Table 8–138 Time Start Date Attribute Mapping

Level	Mapping (Physical Column)
TTIME	
CLNDR_YR	DWR_CLNDR_YR.YR_STRT_DT
CLNDR_HLF_YR	DWR_CLNDR_HLF_YR.HLF_YR_STRT_DT
CLNDR_QTR	DWR_CLNDR_QTR.QTR_STRT_DT
CLNDR_MO	DWR_CLNDR_MO.MO_STRT_DT
CLNDR_HLF_MO	DWR_CLNDR_HLF_MO.HLF_MO_STRT_DT
CLNDR_WK	DWR_CLNDR_WK.WK_STRT_DT
BSNS_YR	DWR_BSNS_YR.YR_STRT_DT
BSNS_HLF_YR	DWR_BSNS_HLF_YR.HLF_YR_STRT_DT
BSNS_QTR	DWR_BSNS_QTR.QTR_STRT_DT
BSNS_MO	DWR_BSNS_MO.MO_STRT_DT
BSNS_HLF_MO	DWR_BSNS_HLF_MO.HLF_MO_STRT_DT
BSNS_WK	DWR_BSNS_WK.WK_STRT_DT
DAY	DWR_DAY.BSNS_STRT_DT

Time QR Dimension: TIMEQR

This dimension stores the Time Business Hierarchy related data used in Oracle Retail Data Model.

Default Hierarchy: HTBSNS

Table 8–139 Time Business Hierarchy (HTBSNS)

Level	Description	Time Business Hierarchy (HTBSNS)
TTIME	Total Time	TTIME
BSNS_YR	Business Year	BSNS_YR
BSNS_HLF_YR	Business Half Year	BSNS_HLF_YR
BSNS_QTR	Business Quarter	BSNS_QTR
BSNS_MO	Business Month	BSNS_MO

Table 8–139 (Cont.) Time Business Hierarchy (HTBSNS)

Level	Description	Time Business Hierarchy (HTBSNS)
BSNS_HLF_MO	Business Half Month	BSNS_HLF_MO
BSNS_WK	Business Week	BSNS_WK
DAY	Day	DAY

Attribute Name: Long Description (LONG_DESCRIPTION)

Table 8–140 Time QR Dimension Long Description Attribute Mapping

Level	Mapping (Physical Column)
TTIME	DWR_TOT_TIME.TOT_DESC
BSNS_YR	DWR_BSNS_YR.YR_DESC
BSNS_HLF_YR	DWR_BSNS_HLF_YR.HLF_YR_DESC
BSNS_QTR	DWR_BSNS_QTR.QTR_DESC
BSNS_MO	DWR_BSNS_MO.MO_DESC
BSNS_HLF_MO	DWR_BSNS_HLF_MO.HLF_MO_DESC
BSNS_WK	DWR_BSNS_WK.WK_DESC
DAY	DWR_DAY.BSNS_DT_DESC

Attribute Name: Short Description (SHORT_DESCRIPTION)

Table 8–141 Time QR Dimension Short Description Attribute Mapping

Level	Mapping (Physical Column)
TTIME	DWR_TOT_TIME.TOT_CD
BSNS_YR	DWR_BSNS_YR.YR_CD
BSNS_HLF_YR	DWR_BSNS_HLF_YR.HLF_YR_CD
BSNS_QTR	DWR_BSNS_QTR.QTR_CD
BSNS_MO	DWR_BSNS_MO.MO_CD
BSNS_HLF_MO	DWR_BSNS_HLF_MO.HLF_MO_CD
BSNS_WK	DWR_BSNS_WK.WK_CD
DAY	DWR_DAY.BSNS_DT_DESC

Attribute Name: End Date (END_DATE)

Table 8–142 Time QR Dimension End Date Attribute Mapping

Level	Mapping (Physical Column)
TTIME	DWR_TOT_TIME.END_DATE
BSNS_YR	DWR_BSNS_YR.YR_END_DT
BSNS_HLF_YR	DWR_BSNS_HLF_YR.HLF_YR_END_DT
BSNS_QTR	DWR_BSNS_QTR.QTR_END_DT
BSNS_MO	DWR_BSNS_MO.MO_END_DT
BSNS_HLF_MO	DWR_BSNS_HLF_MO.HLF_MO_END_DT
BSNS_WK	DWR_BSNS_WK.WK_END_DT
DAY	DWR_DAY.BSNS_END_DT

Attribute Name: Time Span (TIME_SPAN)

Table 8–143 Time QR Dimension Time Span Attribute Mapping

Level	Mapping (Physical Column)
TTIME	DWR_TOT_TIME.TOT_TIME_SPAN
BSNS_YR	DWR_BSNS_YR.YR_TIMESPN
BSNS_HLF_YR	DWR_BSNS_HLF_YR.HLF_YR_TIMESPN
BSNS_QTR	DWR_BSNS_QTR.QTR_TIMESPN
BSNS_MO	DWR_BSNS_MO.MO_TIMESPN
BSNS_HLF_MO	DWR_BSNS_HLF_MO.HLF_MO_TIMESPN
BSNS_WK	DWR_BSNS_WK.WK_TIMESPN
DAY	DWR_DAY.BSNS_DAY_TIMESPAN

Attribute Name: Business Holiday Indicator (BSNS_HLDY_IND)

Table 8–144 Time QR Dimension Business Holiday Indicator Attribute Mapping

Level	Mapping (Physical Column)
TTIME	
BSNS_YR	
BSNS_HLF_YR	
BSNS_QTR	
BSNS_MO	
BSNS_HLF_MO	
BSNS_WK	
DAY	DWR_DAY.BSNS_HOLIDY_IND

Attribute Name: Business Weekend Indicator (BSNS_WEND_IND)

Table 8–145 Time QR Dimension Business Weekend Indicator Attribute Mapping

Level	Mapping (Physical Column)
TTIME	
BSNS_YR	
BSNS_HLF_YR	
BSNS_QTR	
BSNS_MO	
BSNS_HLF_MO	
BSNS_WK	
DAY	DWR_DAY.BSNS_WEEKEND_IND

Attribute Name: Business Working Day Indicator (BSNS_WRK_IND)

Table 8–146 Time QR Dimension Business Working Day Indicator Attribute Mapping

Level	Mapping (Physical Column)
TTIME	
BSNS_YR	
BSNS_HLF_YR	

Table 8–146 (Cont.) Time QR Dimension Business Working Day Indicator Attribute

Level	Mapping (Physical Column)
BSNS_QTR	
BSNS_MO	
BSNS_HLF_MO	
BSNS_WK	
DAY	DWR_DAY.BSNS_WRKING_DAY_IND

Attribute Name: Number (NBR)

Table 8–147 Time QR Dimension Number Attribute Mapping

Level	Mapping (Physical Column)
TTIME	
BSNS_YR	TO_NUMBER(DWR_BSNS_YR.YR_NBR)
BSNS_HLF_YR	TO_NUMBER(DWR_BSNS_HLF_YR.HLF_YR_NBR)
BSNS_QTR	TO_NUMBER(DWR_BSNS_QTR.QTR_NBR)
BSNS_MO	TO_NUMBER(DWR_BSNS_MO.MO_NBR)
BSNS_HLF_MO	TO_NUMBER(DWR_BSNS_HLF_MO.HLF_MO_NBR)
BSNS_WK	TO_NUMBER(DWR_BSNS_WK.WK_NBR)
DAY	TO_NUMBER(DWR_DAY.BSNS_DAY_OF_YR)

Attribute Name: Identifier (ID)

Table 8–148 Time QR Dimension Identifier Attribute Mapping

Level	Mapping (Physical Column)
TTIME	DWR_TOT_TIME.TOT_KEY
BSNS_YR	DWR_BSNS_YR.BSNS_YR_KEY
BSNS_HLF_YR	DWR_BSNS_HLF_YR.HLF_YR_KEY
BSNS_QTR	DWR_BSNS_QTR.QTR_KEY
BSNS_MO	DWR_BSNS_MO.MO_KEY
BSNS_HLF_MO	DWR_BSNS_HLF_MO.HLF_MO_KEY
BSNS_WK	DWR_BSNS_WK.WK_KEY
DAY	DWR_DAY.DAY_KEY

Attribute Name: Start Date (START_DATE)

Table 8–149 Time QR Dimension Start Date Attribute Mapping

Level	Mapping (Physical Column)
TTIME	
BSNS_YR	DWR_BSNS_YR.YR_STRT_DT
BSNS_HLF_YR	DWR_BSNS_HLF_YR.HLF_YR_STRT_DT
BSNS_QTR	DWR_BSNS_QTR.QTR_STRT_DT
BSNS_MO	DWR_BSNS_MO.MO_STRT_DT
BSNS_HLF_MO	DWR_BSNS_HLF_MO.HLF_MO_STRT_DT
BSNS_WK	DWR_BSNS_WK.WK_STRT_DT
DAY	DWR_DAY.BSNS_STRT_DT

Touchpoint: TOUCHPOINT

This dimension stores the Touchpoint Codes used in Oracle Retail Data Model.

Default Hierarchy: HTOUCHPOINT

Table 8–150 Touchpoint Hierarchy (HTOUCHPOINT)

Level	Description	Touchpoint Hierarchy (HTOUCHPOINT)
TTOUCHPOINT	TotalTouchpoint	TTOUCHPOINT
TOUCHPOINT	Touchpoint	TOUCHPOINT

Attribute Name: Long Description (LONG_DESCRIPTION)

Table 8–151 Touchpoint Long Description Attribute Mapping

Level	Mapping (Physical Column)
TTOUCHPOINT	'Total Touchpoint'
TOUCHPOINT	DWR_TCHPNT.TCHPNT_CD

Attribute Name: Short Description (SHORT_DESCRIPTION)

Table 8–152 Touchpoint Short Description Attribute Mapping

Level	Mapping (Physical Column)
TTOUCHPOINT	'TotalTouchpoint'
TOUCHPOINT	DWR_TCHPNT.TCHPNT_CD

UOM: UOM

This dimension stores the Unit of Measure (UOM) Codes used in Oracle Retail Data Model.

Default Hierarchy: HUOM

Table 8–153 Unit of Measure Hierarchy (HUOM)

Level	Description	Unit of Measure Hierarchy (HUOM)
TUOM	Total Employee	TUOM
UOMTYPE	Employee Type	UOMTYPE
UOM	Employee	UOM

Attribute Name: Long Description (LONG_DESCRIPTION)

Table 8–154 Unit of Measure Long Description Attribute Mapping

Level	Mapping (Physical Column)
TUOM	'Total UOM'
UOMTYPE	DWL_UOM_TYP.UOM_TYP_NAME
UOM	DWL_UOM.UOM_NAME

Attribute Name: Short Description (SHORT_DESCRIPTION)

Table 8–155 Unit of Measure Short Description Attribute Mapping

Level	Mapping (Physical Column)
TUOM	'Total UOM'
UOMTYPE	DWL_UOM_TYP.UOM_TYP_CD
UOM	DWL_UOM.UOM_CD

Vendor: VENDOR

This dimension stores the Vendors used in Oracle Retail Data Model.

Default Hierarchy: HVENDOR

Table 8–156 Vendor Hierarchy (HVENDOR)

Level	Description	Vendor Hierarchy (HVENDOR)
TVENDOR	Total Employee	TVENDOR
VENDORCLASS	Employee Type	VENDORCLASS
VNDR	Employee	VNDR

Attribute Name: Long Description (LONG_DESCRIPTION)

Table 8–157 Vendor Long Description Attribute Mapping

Level	Mapping (Physical Column)
TVENDOR	'Total Vendor'
VENDORCLASS	DWL_VNDR_CLASS.VNDR_CLASS_NAME
VNDR	DWR_VNDR.PRTY_DESC

Attribute Name: Short Description (SHORT_DESCRIPTION)

Table 8–158 Vendor Short Description Attribute Mapping

Level	Mapping (Physical Column)
TVENDOR	'Total Vendor'
VENDORCLASS	DWL_VNDR_CLASS.VNDR_CLASS_CD
VNDR	DWR_VNDR.PRTY_NAME

Vendor Item: VNDRITEM

This dimension stores the Vendor Items used in Oracle Retail Data Model.

Default Hierarchy: HVNDRITEM

Table 8–159 Vendor Item Hierarchy (HVNDRITEM)

Level	Description	Vendor Item Hierarchy (HVNDRITEM)
TVNDRITEM	Total Vendor Item	TVNDRITEM
VNDRITEM	Vendor Item	VNDRITEM

Attribute Name: Long Description (LONG_DESCRIPTION)

Table 8–160 Vendor Item Long Description Attribute Mapping

Level	Mapping (Physical Column)
TVNDRITEM	'Total Vendor Item'
VNDRITEM	DWR_VNDR_ITEM.VNDR_ITEM_DESC

Attribute Name: Short Description (SHORT_DESCRIPTION)

Table 8–161 Vendor Item Short Description Attribute Mapping

Level	Mapping (Physical Column)
TVNDRITEM	'Total Vendor Item'
VNDRITEM	DWR_VNDR_ITEM.VNDR_ITEM_NBR

Vendor Site: VNDRSITE

This dimension stores the Vendor Sites used in Oracle Retail Data Model.

Default Hierarchy: HVNDRSITE

Table 8–162 Vendor Site Hierarchy (HVNDRSITE)

Level	Description	Vendor Site Hierarchy (HVNDRSITE)
TVNDRSITE	Total Vendor Site	TVNDRSITE
VNDRSITE	Vendor Site	VNDRSITE

Attribute Name: Long Description (LONG_DESCRIPTION)

Table 8–163 Vendor Site Long Description Attribute Mapping

Level	Mapping (Physical Column)
TVNDRSITE	'Total Vendor Site'
VNDRSITE	DWR_VNDR_SITE.VNDR_SITE_NAME

Attribute Name: Short Description (SHORT_DESCRIPTION)

Table 8–164 Vendor Site Short Description Attribute Mapping

Level	Mapping (Physical Column)
TVNDRSITE	'Total Vendor Site'
VNDRSITE	DWR_VNDR_SITE.VNDR_SITE_CD

Oracle Retail Data Model OLAP Cubes

This chapter describes the OLAP Cubes present in the Oracle Retail Data Model.

This chapter includes the following section:

- [Oracle Retail Data Model OLAP Cubes Summary](#)
- [Oracle Retail Data Model OLAP Cubes](#)

For more information, see [Chapter 8, "Oracle Retail Data Model OLAP Dimensions"](#).

Oracle Retail Data Model OLAP Cubes Summary

The OLAP Cubes contain the fact information coming from the Base/Derived/Aggregate layers of Oracle Retail Data Model. The Cubes contain the Base Measures which are stored in the Analytical Workspace and the Derived/Calculated Measures which are dynamically calculated and displayed in the reports.

For a more complete introduction to the OLAP dimensional models, see *Oracle OLAP User's Guide*.

[Table 9–1](#) lists the Oracle Retail Data Model OLAP cubes.

Table 9–1 OLAP Cubes

Cube

[Activity Request Cube: AR](#)

[Asset Cube: ASSET](#)

[Customer Order Cube: CO](#)

[Customer RFMP Cube: CRFMP](#)

[Customer RFMP DC Cube: CRFMPDC](#)

[Customer SKU Sale Return Cube: CSSR](#)

[Employee Labor Cube: EL](#)

[Employee Wage Payment Cube: EWGP](#)

[Inventory Adjustment Cube: IA](#)

[Inventory Cube: INV](#)

[Inventory Forecast Cube: INV_FCST](#)

[Inventory Forecast Statistic Cube: INV_FCST_STTSTC](#)

[Inventory Receipt Cube: IR](#)

Table 9–1 (Cont.) OLAP Cubes

Cube
Inventory Unavailable Cube: IU
Liability Cube: LIABILITY
Store Hours Cube: OBUH
Store Traffic Cube: OBUT
Purchase Order Line Item State Cube: POLIS
Purchase Order State Cube: POS
Retail Transaction Employee Workstation Cube: RTEW
Sales Plan Item Organization Hierarchy Cube: SLPLN
Sales Cube: SLS
Sales Cube - Cube based QR enabled: SLSQR
Sales Cube Forecast: SLS_FCST
Sales Cube Forecast Statistic: SLS_FCST_STTSTC
Space Utilization Cube: SU
Vendor Compliance Cube: VC

Tip: In general, it is not recommended to modify the dimensions/cubes provided by Oracle Retail Data Model.

There are certain changes to existing Cubes like defining new base measures, creating additional derived measures which are possible and do not break the existing OLAP model. Customers can make these changes and things should work well post the customization.

However these changes are not supported in that any issues arising out of the modified model will not be supported or treated as bugs. At the same time, certain other changes are also possible like introducing a new level within existing dimension hierarchy, modifying the mapping for existing measures, including new cubes and measure, and so on. These changes are more disruptive in nature and greater care needs to be exercised while making these changes.

Note that most of the above changes would typically impact other modules of Oracle Retail Data Model like ORDM Reporting (modifications needed to the Reporting rpd, Reports and so on).

Oracle Retail Data Model OLAP Cubes

The following information relating to each cube is shown:

- Dimensionality
- Aggregation, Load Information
- Base Measures with Description, Logical Name and Mapping Expression
- Derived Measure with Description, Logical Name and Expression / Calculation

Activity Request Cube: AR

This Cube contains the Data relating to Activity Requests.

Physical Name: AR

Dimensionality

The Activity Request Cube is loaded from the relational schema at these dimension levels.

OLAP Cube	Dimension Number	OLAP Dimension	OLAP Dimension Type
Activity Request Cube: AR	1	Time: TIME	TIME
Activity Request Cube: AR	2	Activity Request Type: ACTRQSTTYP	STANDARD
Activity Request Cube: AR	3	Interaction Type: INTRACNTYP	STANDARD
Activity Request Cube: AR	4	Interaction Status: INTRACNSTAT	STANDARD
Activity Request Cube: AR	5	Interaction Reason: INTRACNRSN	STANDARD
Activity Request Cube: AR	6	Request Origin: RQSTORIGIN	STANDARD
Activity Request Cube: AR	7	Organization: ORGANIZATION	STANDARD
Activity Request Cube: AR	8	Customer: CUSTOMER	STANDARD
Activity Request Cube: AR	9	Employee: EMPLOYEE	STANDARD

Aggregation, Load Information

Activity Request Cube Aggregation, Load Information

OLAP Cube	Order	OLAP Dimension	Operator	Aggregate from Level
Activity Request Cube: AR	1	TIME: Time	SUM	Default
Activity Request Cube: AR	2	ACTRQSTTYP: Activity Request Type	SUM	Default
Activity Request Cube: AR	3	INTRACNTYP: Interaction Type	SUM	Default
Activity Request Cube: AR	4	INTRACNSTAT: Interaction Status	SUM	Default
Activity Request Cube: AR	5	INTRACNRSN: Interaction Reason	SUM	Default
Activity Request Cube: AR	6	RQSTORIGIN: Request Origin	SUM	Default
Activity Request Cube: AR	7	ORGANIZATION: Organization	SUM	Default
Activity Request Cube: AR	8	CUSTOMER: Customer	SUM	Default
Activity Request Cube: AR	9	EMPLOYEE: Employee	SUM	Default

Base Measures with Description, Logical Name and Mapping Expression

Activity Request Cube Base Measures

Cube Name	Physical Name	Logical Name	Mapping Expression
Activity Request Cube: AR	CRC	Catalog Request Count	DWD_ACTVTY_RQST_DAY.CTLG_RQST_CNT
Activity Request Cube: AR	IC	Interaction Count	DWD_ACTVTY_RQST_DAY.INTRACN_CNT
Activity Request Cube: AR	IDS	Interaction Duration In Seconds	DWD_ACTVTY_RQST_DAY.INTRACN_DRTN_IN_SCND

Cube Name	Physical Name	Logical Name	Mapping Expression
Activity Request Cube: AR	ITSCC	Interaction Thread Status Change Count	DWD_ACTVTY_RQST_DAY.INTRACN_THRD_STAT_CHNG_CNT

Derived Measure with Description, Logical Name and Expression / Calculation

Activity Request Cube Derived Measures

Cube Name	Physical Name	Logical Name	Expression / Calculation
Activity Request Cube: AR	CRC_LP	Catalog Request Count Last Period	LAG(AR.CRC, 1) OVER HIERARCHY ("TIME".HTBSNS)
Activity Request Cube: AR	CRC_LP_CHG	Catalog Request Count Last Period Change	LAG_VARIANCE(AR.CRC, 1) OVER HIERARCHY ("TIME".HTBSNS)
Activity Request Cube: AR	CRC_LP_PCT_CHG	Catalog Request Count Last Period Percentage Change	LAG_VARIANCE_PERCENT(AR.CRC, 1) OVER HIERARCHY ("TIME".HTBSNS)
Activity Request Cube: AR	CRC_LY	Catalog Request Count Last Year	LAG(AR.CRC, 1) OVER HIERARCHY ("TIME".HTBSNS BY ANCESTOR AT LEVEL "TIME".HTBSNS.BSNS_YR POSITION FROM BEGINNING)
Activity Request Cube: AR	CRC_LY_CHG	Catalog Request Count Last Year Change	LAG_VARIANCE(AR.CRC, 1) OVER HIERARCHY ("TIME".HTBSNS BY ANCESTOR AT LEVEL "TIME".HTBSNS.BSNS_YR POSITION FROM BEGINNING)
Activity Request Cube: AR	CRC_LY_PCT_CHG	Catalog Request Count Last Year Percentage Change	LAG_VARIANCE_PERCENT(AR.CRC, 1) OVER HIERARCHY ("TIME".HTBSNS BY ANCESTOR AT LEVEL "TIME".HTBSNS.BSNS_YR POSITION FROM BEGINNING)
Activity Request Cube: AR	CRC_YTD	Catalog Request Count YTD	SUM(AR.CRC) OVER HIERARCHY ("TIME".HTBSNS BETWEEN UNBOUNDED PRECEDING AND CURRENT MEMBER WITHIN ANCESTOR AT LEVEL "TIME".BSNS_YR)
Activity Request Cube: AR	CRC_YTD_LY	Catalog Request Count YTD Last Year	LAG(AR.CRC_YTD, 1) OVER HIERARCHY ("TIME".HTBSNS BY ANCESTOR AT LEVEL "TIME".HTBSNS.BSNS_YR POSITION FROM BEGINNING)
Activity Request Cube: AR	CRC_YTD_LY_CHG	Catalog Request Count YTD Last Year Change	LAG(AR.CRC_YTD, 1) OVER HIERARCHY ("TIME".HTBSNS BY ANCESTOR AT LEVEL "TIME".HTBSNS.BSNS_YR POSITION FROM BEGINNING)
Activity Request Cube: AR	CRC_YTD_LY_PCT_CHG	Catalog Request Count YTD Last Year Percentage Change	LAG_VARIANCE_PERCENT(AR.CRC_YTD, 1) OVER HIERARCHY ("TIME".HTBSNS BY ANCESTOR AT LEVEL "TIME".HTBSNS.BSNS_YR POSITION FROM BEGINNING)
Activity Request Cube: AR	IC_LP	Interaction Count Last Period	LAG(AR.IC, 1) OVER HIERARCHY ("TIME".HTBSNS)
Activity Request Cube: AR	IC_LP_CHG	Interaction Count Last Period Change	LAG_VARIANCE(AR.IC, 1) OVER HIERARCHY ("TIME".HTBSNS)
Activity Request Cube: AR	IC_LP_PCT_CHG	Interaction Count Last Period Percentage Change	LAG_VARIANCE_PERCENT(AR.IC, 1) OVER HIERARCHY ("TIME".HTBSNS)
Activity Request Cube: AR	IC_LY	Interaction Count Last Year	LAG(AR.IC, 1) OVER HIERARCHY ("TIME".HTBSNS BY ANCESTOR AT LEVEL "TIME".HTBSNS.BSNS_YR POSITION FROM BEGINNING)
Activity Request Cube: AR	IC_LY_CHG	Interaction Count Last Year Change	LAG_VARIANCE(AR.IC, 1) OVER HIERARCHY ("TIME".HTBSNS BY ANCESTOR AT LEVEL "TIME".HTBSNS.BSNS_YR POSITION FROM BEGINNING)

Cube Name	Physical Name	Logical Name	Expression / Calculation
Activity Request Cube: AR	IC_LY_PCT_CHG	Interaction Count Last Year Percentage Change	LAG_VARIANCE_PERCENT(AR.IC, 1) OVER HIERARCHY ("TIME".HTBSNS BY ANCESTOR AT LEVEL "TIME".HTBSNS.BSNS_YR POSITION FROM BEGINNING)
Activity Request Cube: AR	IC_YTD	Interaction Count YTD	SUM(AR.IC) OVER HIERARCHY ("TIME".HTBSNS BETWEEN UNBOUNDED PRECEDING AND CURRENT MEMBER WITHIN ANCESTOR AT LEVEL "TIME".BSNS_YR)
Activity Request Cube: AR	IC_YTD_LY	Interaction Count YTD Last Year	LAG(AR.IC_YTD, 1) OVER HIERARCHY ("TIME".HTBSNS BY ANCESTOR AT LEVEL "TIME".HTBSNS.BSNS_YR POSITION FROM BEGINNING)
Activity Request Cube: AR	IC_YTD_LY_CHG	Interaction Count YTD Last Year Change	LAG(AR.IC_YTD, 1) OVER HIERARCHY ("TIME".HTBSNS BY ANCESTOR AT LEVEL "TIME".HTBSNS.BSNS_YR POSITION FROM BEGINNING)
Activity Request Cube: AR	IC_YTD_LY_PCT_CHG	Interaction Count YTD Last Year Percentage Change	LAG_VARIANCE_PERCENT(AR.IC_YTD, 1) OVER HIERARCHY ("TIME".HTBSNS BY ANCESTOR AT LEVEL "TIME".HTBSNS.BSNS_YR POSITION FROM BEGINNING)
Activity Request Cube: AR	IDS_LP	Interaction Duration In Seconds Last Period	LAG(AR.IDS, 1) OVER HIERARCHY ("TIME".HTBSNS)
Activity Request Cube: AR	IDS_LP_CHG	Interaction Duration In Seconds Last Period Change	LAG_VARIANCE(AR.IDS, 1) OVER HIERARCHY ("TIME".HTBSNS)
Activity Request Cube: AR	IDS_LP_PCT_CHG	Interaction Duration In Seconds Last Period Percentage Change	LAG_VARIANCE_PERCENT(AR.IDS, 1) OVER HIERARCHY ("TIME".HTBSNS)
Activity Request Cube: AR	IDS_LY	Interaction Duration In Seconds Last Year	LAG(AR.IDS, 1) OVER HIERARCHY ("TIME".HTBSNS BY ANCESTOR AT LEVEL "TIME".HTBSNS.BSNS_YR POSITION FROM BEGINNING)
Activity Request Cube: AR	IDS_LY_CHG	Interaction Duration In Seconds Last Year Change	LAG_VARIANCE(AR.IDS, 1) OVER HIERARCHY ("TIME".HTBSNS BY ANCESTOR AT LEVEL "TIME".HTBSNS.BSNS_YR POSITION FROM BEGINNING)
Activity Request Cube: AR	IDS_LY_PCT_CHG	Interaction Duration In Seconds Last Year Percentage Change	LAG_VARIANCE_PERCENT(AR.IDS, 1) OVER HIERARCHY ("TIME".HTBSNS BY ANCESTOR AT LEVEL "TIME".HTBSNS.BSNS_YR POSITION FROM BEGINNING)
Activity Request Cube: AR	IDS_YTD	Interaction Duration In Seconds YTD	SUM(AR.IDS) OVER HIERARCHY ("TIME".HTBSNS BETWEEN UNBOUNDED PRECEDING AND CURRENT MEMBER WITHIN ANCESTOR AT LEVEL "TIME".BSNS_YR)
Activity Request Cube: AR	IDS_YTD_LY	Interaction Duration In Seconds YTD Last Year	LAG(AR.IDS_YTD, 1) OVER HIERARCHY ("TIME".HTBSNS BY ANCESTOR AT LEVEL "TIME".HTBSNS.BSNS_YR POSITION FROM BEGINNING)
Activity Request Cube: AR	IDS_YTD_LY_CHG	Interaction Duration In Seconds YTD Last Year Change	LAG(AR.IDS_YTD, 1) OVER HIERARCHY ("TIME".HTBSNS BY ANCESTOR AT LEVEL "TIME".HTBSNS.BSNS_YR POSITION FROM BEGINNING)
Activity Request Cube: AR	IDS_YTD_LY_PCT_CHG	Interaction Duration In Seconds YTD Last Year Percentage Change	LAG_VARIANCE_PERCENT(AR.IDS_YTD, 1) OVER HIERARCHY ("TIME".HTBSNS BY ANCESTOR AT LEVEL "TIME".HTBSNS.BSNS_YR POSITION FROM BEGINNING)
Activity Request Cube: AR	ITSCC_LP	Interaction Thread Status Change Count Last Period	LAG(AR.ITSCC, 1) OVER HIERARCHY ("TIME".HTBSNS)

Cube Name	Physical Name	Logical Name	Expression / Calculation
Activity Request Cube: AR	ITSCC_LP_CHG	Interaction Thread Status Change Count Last Period Change	LAG_VARIANCE(AR.ITSCC, 1) OVER HIERARCHY ("TIME".HTBSNS)
Activity Request Cube: AR	ITSCC_LP_PCT_CHG	Interaction Thread Status Change Count Last Period Percentage Change	LAG_VARIANCE_PERCENT(AR.ITSCC, 1) OVER HIERARCHY ("TIME".HTBSNS)
Activity Request Cube: AR	ITSCC_LY	Interaction Thread Status Change Count Last Year	LAG(AR.ITSCC, 1) OVER HIERARCHY ("TIME".HTBSNS BY ANCESTOR AT LEVEL "TIME".HTBSNS.BSNS_YR POSITION FROM BEGINNING)
Activity Request Cube: AR	ITSCC_LY_CHG	Interaction Thread Status Change Count Last Year Change	LAG_VARIANCE(AR.ITSCC, 1) OVER HIERARCHY ("TIME".HTBSNS BY ANCESTOR AT LEVEL "TIME".HTBSNS.BSNS_YR POSITION FROM BEGINNING)
Activity Request Cube: AR	ITSCC_LY_PCT_CHG	Interaction Thread Status Change Count Last Year Percentage Change	LAG_VARIANCE_PERCENT(AR.ITSCC, 1) OVER HIERARCHY ("TIME".HTBSNS BY ANCESTOR AT LEVEL "TIME".HTBSNS.BSNS_YR POSITION FROM BEGINNING)
Activity Request Cube: AR	ITSCC_YTD	Interaction Thread Status Change Count YTD	SUM(AR.ITSCC) OVER HIERARCHY ("TIME".HTBSNS BETWEEN UNBOUNDED PRECEDING AND CURRENT MEMBER WITHIN ANCESTOR AT LEVEL "TIME".BSNS_YR)
Activity Request Cube: AR	ITSCC_YTD_LY	Interaction Thread Status Change Count YTD Last Year	LAG(AR.ITSCC_YTD, 1) OVER HIERARCHY ("TIME".HTBSNS BY ANCESTOR AT LEVEL "TIME".HTBSNS.BSNS_YR POSITION FROM BEGINNING)
Activity Request Cube: AR	ITSCC_YTD_LY_CHG	Interaction Thread Status Change Count YTD Last Year Change	LAG(AR.ITSCC_YTD, 1) OVER HIERARCHY ("TIME".HTBSNS BY ANCESTOR AT LEVEL "TIME".HTBSNS.BSNS_YR POSITION FROM BEGINNING)
Activity Request Cube: AR	ITSCC_YTD_LY_PCT_CHG	Interaction Thread Status Change Count YTD Last Year Percentage Change	LAG_VARIANCE_PERCENT(AR.ITSCC_YTD, 1) OVER HIERARCHY ("TIME".HTBSNS BY ANCESTOR AT LEVEL "TIME".HTBSNS.BSNS_YR POSITION FROM BEGINNING)
Activity Request Cube: AR	RANK_CRC_ ACTRQSTTYP	Catalog Request Count Rank of ACTRQSTTYP Parent	RANK() OVER (HIERARCHY ACTRQSTTYP.HACTRQSTTYP ORDER BY AR.CRC DESC NULLS LAST WITHIN PARENT)
Activity Request Cube: AR	RANK_CRC_CUSTOMER	Catalog Request Count Rank of Customer Parent	RANK() OVER (HIERARCHY CUSTOMER.HCUSTCLSTR ORDER BY AR.CRC DESC NULLS LAST WITHIN PARENT)
Activity Request Cube: AR	RANK_CRC_EMPLOYEE	Catalog Request Count Rank Employee	RANK() OVER (HIERARCHY EMPLOYEE.HEMPLOYEE ORDER BY AR.CRC DESC NULLS LAST WITHIN PARENT)
Activity Request Cube: AR	RANK_CRC_ INTRACNRSN	Catalog Request Count Rank Interaction Reason	RANK() OVER (HIERARCHY INTRACNRSN.HINTRACNRSN ORDER BY AR.CRC DESC NULLS LAST WITHIN PARENT)
Activity Request Cube: AR	RANK_CRC_ INTRACNSTAT	Catalog Request Count Rank Interaction Status	RANK() OVER (HIERARCHY INTRACNSTAT.HINTRACNSTAT ORDER BY AR.CRC DESC NULLS LAST WITHIN PARENT)
Activity Request Cube: AR	RANK_CRC_ INTRACNTYP	Catalog Request Count Rank Interaction Type	RANK() OVER (HIERARCHY INTRACNTYP.HINTRACNTYP ORDER BY AR.CRC DESC NULLS LAST WITHIN PARENT)
Activity Request Cube: AR	RANK_CRC_ ORGANIZATION	Catalog Request Count Rank Organization	RANK() OVER (HIERARCHY ORGANIZATION.HORG ORDER BY AR.CRC DESC NULLS LAST WITHIN PARENT)
Activity Request Cube: AR	RANK_CRC_ RQSTORIGIN	Catalog Request Count Rank Request Origin	RANK() OVER (HIERARCHY RQSTORIGIN.HRQSTORIGIN ORDER BY AR.CRC DESC NULLS LAST WITHIN PARENT)

Cube Name	Physical Name	Logical Name	Expression / Calculation
Activity Request Cube: AR	RANK_IC_ACTRQSTTYP	Interaction Count Rank Activity Request Type	RANK() OVER (HIERARCHY ACTRQSTTYP:HACTRQSTTYP ORDER BY AR.IC DESC NULLS LAST WITHIN PARENT)
Activity Request Cube: AR	RANK_IC_CUSTOMER	Interaction Count Rank Customer	RANK() OVER (HIERARCHY CUSTOMER.HCUSTCLSTR ORDER BY AR.IC DESC NULLS LAST WITHIN PARENT)
Activity Request Cube: AR	RANK_IC_EMPLOYEE	Interaction Count Rank Employee	RANK() OVER (HIERARCHY EMPLOYEE.HEMPLOYEE ORDER BY AR.IC DESC NULLS LAST WITHIN PARENT)
Activity Request Cube: AR	RANK_IC_ INTRACNRSN	Interaction Count Rank Interaction Reason	RANK() OVER (HIERARCHY INTRACNRSN.HINTRACNRSN ORDER BY AR.IC DESC NULLS LAST WITHIN PARENT)
Activity Request Cube: AR	RANK_IC_ INTRACNSTAT	Interaction Count Rank Interaction Status	RANK() OVER (HIERARCHY INTRACNSTAT.HINTRACNSTAT ORDER BY AR.IC DESC NULLS LAST WITHIN PARENT)
Activity Request Cube: AR	RANK_IC_INTRACNTYP	Interaction Count Rank Interaction Type	RANK() OVER (HIERARCHY INTRACNTYP.HINTRACNTYP ORDER BY AR.IC DESC NULLS LAST WITHIN PARENT)
Activity Request Cube: AR	RANK_IC_ ORGANIZATION	Interaction Count Rank Organization	RANK() OVER (HIERARCHY ORGANIZATION.HORG ORDER BY AR.IC DESC NULLS LAST WITHIN PARENT)
Activity Request Cube: AR	RANK_IC_RQSTORIGIN	Interaction Count Rank Request Origin	RANK() OVER (HIERARCHY RQSTORIGIN.HRQSTORIGIN ORDER BY AR.IC DESC NULLS LAST WITHIN PARENT)
Activity Request Cube: AR	RANK_IDS_ ACTRQSTTYP	Interaction Duration In Seconds Rank Activity Request Type	RANK() OVER (HIERARCHY ACTRQSTTYP:HACTRQSTTYP ORDER BY AR.IDS DESC NULLS LAST WITHIN PARENT)
Activity Request Cube: AR	RANK_IDS_CUSTOMER	Interaction Duration In Seconds Rank Customer	RANK() OVER (HIERARCHY CUSTOMER.HCUSTCLSTR ORDER BY AR.IDS DESC NULLS LAST WITHIN PARENT)
Activity Request Cube: AR	RANK_IDS_EMPLOYEE	Interaction Duration In Seconds Rank Employee	RANK() OVER (HIERARCHY EMPLOYEE.HEMPLOYEE ORDER BY AR.IDS DESC NULLS LAST WITHIN PARENT)
Activity Request Cube: AR	RANK_IDS_ INTRACNRSN	Interaction Duration In Seconds Rank Interaction Reason	RANK() OVER (HIERARCHY INTRACNRSN.HINTRACNRSN ORDER BY AR.IDS DESC NULLS LAST WITHIN PARENT)
Activity Request Cube: AR	RANK_IDS_ INTRACNSTAT	Interaction Duration In Seconds Rank Interaction Status	RANK() OVER (HIERARCHY INTRACNSTAT.HINTRACNSTAT ORDER BY AR.IDS DESC NULLS LAST WITHIN PARENT)
Activity Request Cube: AR	RANK_IDS_ INTRACNTYP	Interaction Duration In Seconds Rank Interaction Type	RANK() OVER (HIERARCHY INTRACNTYP.HINTRACNTYP ORDER BY AR.IDS DESC NULLS LAST WITHIN PARENT)
Activity Request Cube: AR	RANK_IDS_ ORGANIZATION	Interaction Duration In Seconds Rank Organization	RANK() OVER (HIERARCHY ORGANIZATION.HORG ORDER BY AR.IDS DESC NULLS LAST WITHIN PARENT)
Activity Request Cube: AR	RANK_IDS_ RQSTORIGIN	Interaction Duration In Seconds Rank Request Origin	RANK() OVER (HIERARCHY RQSTORIGIN.HRQSTORIGIN ORDER BY AR.IDS DESC NULLS LAST WITHIN PARENT)
Activity Request Cube: AR	RANK_ITSCC_ ACTRQSTTYP	Interaction Thread Status Change Count Rank Activity Request Type	RANK() OVER (HIERARCHY ACTRQSTTYP:HACTRQSTTYP ORDER BY AR.ITSCC DESC NULLS LAST WITHIN PARENT)
Activity Request Cube: AR	RANK_ITSCC_ CUSTOMER	Interaction Thread Status Change Count Rank Customer	RANK() OVER (HIERARCHY CUSTOMER.HCUSTCLSTR ORDER BY AR.ITSCC DESC NULLS LAST WITHIN PARENT)

Cube Name	Physical Name	Logical Name	Expression / Calculation
Activity Request Cube: AR	RANK_ITSCC_ EMPLOYEE	Interaction Thread Status Change Count Rank Employee	RANK() OVER (HIERARCHY EMPLOYEE.HEMPLOYEE ORDER BY AR.ITSCC DESC NULLS LAST WITHIN PARENT)
Activity Request Cube: AR	RANK_ITSCC_ INTRACNRSN	Interaction Thread Status Change Count Rank Interaction Reason	RANK() OVER (HIERARCHY INTRACNRSN.HINTRACNRSN ORDER BY AR.ITSCC DESC NULLS LAST WITHIN PARENT)
Activity Request Cube: AR	RANK_ITSCC_ INTRACNSTAT	Interaction Thread Status Change Count Rank Interaction Status	RANK() OVER (HIERARCHY INTRACNSTAT.HINTRACNSTAT ORDER BY AR.ITSCC DESC NULLS LAST WITHIN PARENT)
Activity Request Cube: AR	RANK_ITSCC_ INTRACNTYP	Interaction Thread Status Change Count Rank Interaction Type	RANK() OVER (HIERARCHY INTRACNTYP.HINTRACNTYP ORDER BY AR.ITSCC DESC NULLS LAST WITHIN PARENT)
Activity Request Cube: AR	RANK_ITSCC_ ORGANIZATION	Interaction Thread Status Change Count Rank Organization	RANK() OVER (HIERARCHY ORGANIZATION.HORG ORDER BY AR.ITSCC DESC NULLS LAST WITHIN PARENT)
Activity Request Cube: AR	RANK_ITSCC_ RQSTORIGIN	Interaction Thread Status Change Count Rank Request Origin	RANK() OVER (HIERARCHY RQSTORIGIN.HRQSTORIGIN ORDER BY AR.ITSCC DESC NULLS LAST WITHIN PARENT)
Activity Request Cube: AR	SHR_CRC_ACTRQSTTYP	Catalog Request Count Share Activity Request Type	SHARE(AR.CRC OF HIERARCHY ACTRQSTTYP.HACTRQSTTYP PARENT)
Activity Request Cube: AR	SHR_CRC_CUSTOMER	Catalog Request Count Share Customer	SHARE(AR.CRC OF HIERARCHY CUSTOMER.HCUSTCLSTR PARENT)
Activity Request Cube: AR	SHR_CRC_EMPLOYEE	Catalog Request Count Share Employee	SHARE(AR.CRC OF HIERARCHY EMPLOYEE.HEMPLOYEE PARENT)
Activity Request Cube: AR	SHR_CRC_ INTRACNRSN	Catalog Request Count Share Interaction Reason	SHARE(AR.CRC OF HIERARCHY INTRACNRSN.HINTRACNRSN PARENT)
Activity Request Cube: AR	SHR_CRC_ INTRACNSTAT	Catalog Request Count Share Interaction Status	SHARE(AR.CRC OF HIERARCHY INTRACNSTAT.HINTRACNSTAT PARENT)
Activity Request Cube: AR	SHR_CRC_INTRACNTYP	Catalog Request Count Share Interaction Type	SHARE(AR.CRC OF HIERARCHY INTRACNTYP.HINTRACNTYP PARENT)
Activity Request Cube: AR	SHR_CRC_ ORGANIZATION	Catalog Request Count Share Organization	SHARE(AR.CRC OF HIERARCHY ORGANIZATION.HORG PARENT)
Activity Request Cube: AR	SHR_CRC_RQSTORIGIN	Catalog Request Count Share Request Origin	SHARE(AR.CRC OF HIERARCHY RQSTORIGIN.HRQSTORIGIN PARENT)
Activity Request Cube: AR	SHR_IC_ACTRQSTTYP	Interaction Count Share Activity Request Type	SHARE(AR.IC OF HIERARCHY ACTRQSTTYP.HACTRQSTTYP PARENT)
Activity Request Cube: AR	SHR_IC_CUSTOMER	Interaction Count Share Customer	SHARE(AR.IC OF HIERARCHY CUSTOMER.HCUSTCLSTR PARENT)
Activity Request Cube: AR	SHR_IC_EMPLOYEE	Interaction Count Share Employee	SHARE(AR.IC OF HIERARCHY EMPLOYEE.HEMPLOYEE PARENT)
Activity Request Cube: AR	SHR_IC_INTRACNRSN	Interaction Count Share Interaction Reason	SHARE(AR.IC OF HIERARCHY INTRACNRSN.HINTRACNRSN PARENT)
Activity Request Cube: AR	SHR_IC_INTRACNSTAT	Interaction Count Share Interaction Status	SHARE(AR.IC OF HIERARCHY INTRACNSTAT.HINTRACNSTAT PARENT)
Activity Request Cube: AR	SHR_IC_INTRACNTYP	Interaction Count Share Interaction Type	SHARE(AR.IC OF HIERARCHY INTRACNTYP.HINTRACNTYP PARENT)
Activity Request Cube: AR	SHR_IC_ ORGANIZATION	Interaction Count Share Organization	SHARE(AR.IC OF HIERARCHY ORGANIZATION.HORG PARENT)
Activity Request Cube: AR	SHR_IC_RQSTORIGIN	Interaction Count Share Request Origin	SHARE(AR.IC OF HIERARCHY RQSTORIGIN.HRQSTORIGIN PARENT)

Cube Name	Physical Name	Logical Name	Expression / Calculation
Activity Request Cube: AR	SHR_IDS_ACTRQSTTYP	Interaction Duration In Seconds Share Activity Request Type	SHARE(AR.IDS OF HIERARCHY ACTRQSTTYP.HACTRQSTTYP PARENT)
Activity Request Cube: AR	SHR_IDS_CUSTOMER	Interaction Duration In Seconds Share Customer	SHARE(AR.IDS OF HIERARCHY CUSTOMER.HCUSTCLSTR PARENT)
Activity Request Cube: AR	SHR_IDS_EMPLOYEE	Interaction Duration In Seconds Share Employee	SHARE(AR.IDS OF HIERARCHY EMPLOYEE.HEMPLOYEE PARENT)
Activity Request Cube: AR	SHR_IDS_INTRACNRSN	Interaction Duration In Seconds Share Interaction Reason	SHARE(AR.IDS OF HIERARCHY INTRACNRSN.HINTRACNRSN PARENT)
Activity Request Cube: AR	SHR_IDS_INTRACNSTAT	Interaction Duration In Seconds Share Interaction Status	SHARE(AR.IDS OF HIERARCHY INTRACNSTAT.HINTRACNSTAT PARENT)
Activity Request Cube: AR	SHR_IDS_INTRACNTYP	Interaction Duration In Seconds Share Interaction Type	SHARE(AR.IDS OF HIERARCHY INTRACNTYP.HINTRACNTYP PARENT)
Activity Request Cube: AR	SHR_IDS_ ORGANIZATION	Interaction Duration In Seconds Share Organization	SHARE(AR.IDS OF HIERARCHY ORGANIZATION.HORG PARENT)
Activity Request Cube: AR	SHR_IDS_RQSTORIGIN	Interaction Duration In Seconds Share Request Origin	SHARE(AR.IDS OF HIERARCHY RQSTORIGIN.HRQSTORIGIN PARENT)
Activity Request Cube: AR	SHR_ITSCC_ ACTRQSTTYP	Interaction Thread Status Change Count Share Activity Request Type	SHARE(AR.ITSCC OF HIERARCHY ACTRQSTTYP.HACTRQSTTYP PARENT)
Activity Request Cube: AR	SHR_ITSCC_CUSTOMER	Interaction Thread Status Change Count Share Customer	SHARE(AR.ITSCC OF HIERARCHY CUSTOMER.HCUSTCLSTR PARENT)
Activity Request Cube: AR	SHR_ITSCC_EMPLOYEE	Interaction Thread Status Change Count Share Employee	SHARE(AR.ITSCC OF HIERARCHY EMPLOYEE.HEMPLOYEE PARENT)
Activity Request Cube: AR	SHR_ITSCC_ INTRACNRSN	Interaction Thread Status Change Count Share Interaction Reason	SHARE(AR.ITSCC OF HIERARCHY INTRACNRSN.HINTRACNRSN PARENT)
Activity Request Cube: AR	SHR_ITSCC_ INTRACNSTAT	Interaction Thread Status Change Count Share Interaction Status	SHARE(AR.ITSCC OF HIERARCHY INTRACNSTAT.HINTRACNSTAT PARENT)
Activity Request Cube: AR	SHR_ITSCC_ INTRACNTYP	Interaction Thread Status Change Count Share Interaction Type	SHARE(AR.ITSCC OF HIERARCHY INTRACNTYP.HINTRACNTYP PARENT)
Activity Request Cube: AR	SHR_ITSCC_ ORGANIZATION	Interaction Thread Status Change Count Share Organization	SHARE(AR.ITSCC OF HIERARCHY ORGANIZATION.HORG PARENT)
Activity Request Cube: AR	SHR_ITSCC_ RQSTORIGIN	Interaction Thread Status Change Count Share Request Origin	SHARE(AR.ITSCC OF HIERARCHY RQSTORIGIN.HRQSTORIGIN PARENT)

Asset Cube: ASSET

This Cube contains information relating to Assets.

Physical Name: ASSET**Dimensionality**

The Asset Cube is loaded from the relational schema at these dimension levels.

OLAP Cube	Dimension Number	OLAP Dimension	OLAP Dimension Type
Asset Cube: ASSET	1	Time: TIME	TIME
Asset Cube: ASSET	2	Assets Type: ASSTTYPE	STANDARD
Asset Cube: ASSET	3	Organization: ORGANIZATION	STANDARD

Aggregation, Load Information

Asset Cube Aggregation, Load Information

OLAP Cube	Order	OLAP Dimension	Operator	Aggregate from Level
Asset Cube: ASSET	1	Time: TIME	SUM	Default
Asset Cube: ASSET	2	Assets Type: ASSTTYPE	SUM	Default
Asset Cube: ASSET	3	Organization: ORGANIZATION	SUM	Default

Base Measures with Description, Logical Name and Mapping Expression

Asset Cube Base Measures

Cube Name	Physical Name	Logical Name	Mapping Expression
Asset Cube: ASSET	AV	Assets Value	LAG(ASSET.AV, 1) OVER HIERARCHY ("TIME".HTBSNS)

Derived Measure with Description, Logical Name and Expression / Calculation

Asset Cube Derived Measures

Cube Name	Physical Name	Logical Name	Expression / Calculation
Asset Cube: ASSET	AV_LP	Assets Value Last Period	LAG(ASSET.AV, 1) OVER HIERARCHY ("TIME".HTBSNS)
Asset Cube: ASSET	AV_LP_CHG	Assets Value Last Period Change	LAG_VARIANCE(ASSET.AV, 1) OVER HIERARCHY ("TIME".HTBSNS)
Asset Cube: ASSET	AV_LP_PCT_CHG	Assets Value Last Period Percentage Change	LAG_VARIANCE_PERCENT(ASSET.AV, 1) OVER HIERARCHY ("TIME".HTBSNS)
Asset Cube: ASSET	AV_LY	Assets Value Last Year	LAG(ASSET.AV, 1) OVER HIERARCHY ("TIME".HTBSNS BY ANCESTOR AT LEVEL "TIME".HTBSNS.BSNS_YR POSITION FROM BEGINNING)
Asset Cube: ASSET	AV_LY_CHG	Assets Value Last Year Change	LAG_VARIANCE(ASSET.AV, 1) OVER HIERARCHY ("TIME".HTBSNS BY ANCESTOR AT LEVEL "TIME".HTBSNS.BSNS_YR POSITION FROM BEGINNING)
Asset Cube: ASSET	AV_LY_PCT_CHG	Assets Value Last Year Percentage Change	LAG_VARIANCE_PERCENT(ASSET.AV, 1) OVER HIERARCHY ("TIME".HTBSNS BY ANCESTOR AT LEVEL "TIME".HTBSNS.BSNS_YR POSITION FROM BEGINNING)

Cube Name	Physical Name	Logical Name	Expression / Calculation
Asset Cube: ASSET	AV_YTD	Assets Value YTD	SUM(ASSET.AV) OVER HIERARCHY ("TIME".HTBSNS BETWEEN UNBOUNDED PRECEDING AND CURRENT MEMBER WITHIN ANCESTOR AT LEVEL "TIME".BSNS_YR)
Asset Cube: ASSET	AV_YTD_LY	Assets Value YTD Last Year	LAG(ASSET.AV_YTD, 1) OVER HIERARCHY ("TIME".HTBSNS BY ANCESTOR AT LEVEL "TIME".HTBSNS.BSNS_YR POSITION FROM BEGINNING)
Asset Cube: ASSET	AV_YTD_LY_CHG	Assets Value YTD Last Year Change	LAG(ASSET.AV_YTD, 1) OVER HIERARCHY ("TIME".HTBSNS BY ANCESTOR AT LEVEL "TIME".HTBSNS.BSNS_YR POSITION FROM BEGINNING)
Asset Cube: ASSET	AV_YTD_LY_PCT_CHG	Assets Value YTD Last Year Percentage Change	LAG_VARIANCE_PERCENT(ASSET.AV_YTD, 1) OVER HIERARCHY ("TIME".HTBSNS BY ANCESTOR AT LEVEL "TIME".HTBSNS.BSNS_YR POSITION FROM BEGINNING)
Asset Cube: ASSET	RANK_AV_ASSTTYPE	Assets Value Rank Asset Type	RANK() OVER (HIERARCHY ASSTTYPE.HASSTTYPE ORDER BY ASSET.AV DESC NULLS LAST WITHIN PARENT)
Asset Cube: ASSET	RANK_AV_ORG	Assets Value Rank Organization	RANK() OVER (HIERARCHY ORGANIZATION.HORG ORDER BY ASSET.AV DESC NULLS LAST WITHIN PARENT)
Asset Cube: ASSET	SHR_AV_ASSTTYPE	Assets Value Share Asset Type	SHARE(ASSET.AV OF HIERARCHY ASSTTYPE.HASSTTYPE PARENT)
Asset Cube: ASSET	SHR_AV_ORG	Assets Value Share Organization	SHARE(ASSET.AV OF HIERARCHY ORGANIZATION.HORG PARENT)

Carrier Compliance Cube: CC

This Cube contains data relating to Carrier Compliance Information.

Physical Name: CC

Dimensionality

The Carrier Compliance Cube is loaded from the relational schema at these dimension levels.

Carrier Compliance Cube Dimensions

OLAP Cube	Dimension Number	OLAP Dimension	OLAP Dimension Type
Carrier Compliance Cube: CC	1	Time: TIME	TIME
Carrier Compliance Cube: CC	2	Organization: ORGANIZATION	STANDARD
Carrier Compliance Cube: CC	3	Carrier: CARRIER	STANDARD
Carrier Compliance Cube: CC	4	Vendor Site: VNDRSITE	STANDARD

Aggregation, Load Information

Carrier Compliance Cube Aggregation, Load Information

OLAP Cube	Order	OLAP Dimension	Operator	Aggregate from Level
Carrier Compliance Cube: CC	1	Time: TIME	SUM	Default

OLAP Cube	Order	OLAP Dimension	Operator	Aggregate from Level
Carrier Compliance Cube: CC	2	Organization: ORGANIZATION	SUM	Default
Carrier Compliance Cube: CC	3	Carrier: CARRIER	SUM	Default
Carrier Compliance Cube: CC	4	Vendor Site: VNDRSITE	SUM	Default

Base Measures with Description, Logical Name and Mapping Expression
Carrier Compliance Cube Base Measures

Cube Name	Physical Name	Logical Name	Mapping Expression
Carrier Compliance Cube: CC	TDC	Total Delivery Count	DWD_CARRIER_CMPLNC_DAY.TOT_DLVRV_CNT
Carrier Compliance Cube: CC	TED	Total Early Days	DWD_CARRIER_CMPLNC_DAY.TOT_EARLY_DAYS
Carrier Compliance Cube: CC	TEDC	Total Early Delivery Count	DWD_CARRIER_CMPLNC_DAY.TOT_EARLY_DLVRV_CNT
Carrier Compliance Cube: CC	TEH	Total Early Hours	DWD_CARRIER_CMPLNC_DAY.TOT_EARLY_HRS
Carrier Compliance Cube: CC	TLD	Total Late Days	DWD_CARRIER_CMPLNC_DAY.TOT_LATE_DAYS
Carrier Compliance Cube: CC	TLDC	Total Late Delivery Count	DWD_CARRIER_CMPLNC_DAY.TOT_LATE_DLVRV_CNT
Carrier Compliance Cube: CC	TLH	Total Late Hours	DWD_CARRIER_CMPLNC_DAY.TOT_LATE_HRS
Carrier Compliance Cube: CC	TOC	Total Ontime Count	DWD_CARRIER_CMPLNC_DAY.TOT_ONTIME_CNT
Carrier Compliance Cube: CC	TUC	Total Unscheduled Count	DWD_CARRIER_CMPLNC_DAY.TOT_UNSCHLD_CNT

Derived Measure with Description, Logical Name and Expression / Calculation
Carrier Compliance Cube Derived Measures

Cube Name	Physical Name	Logical Name	Expression / Calculation
Carrier Compliance Cube: CC	RANK_TDC_CARRIER	Total Delivery Count Rank Carrier	RANK() OVER (HIERARCHY CARRIER.HCARRIER ORDER BY CC.TDC DESC NULLS LAST WITHIN PARENT)
Carrier Compliance Cube: CC	RANK_TDC_ORG	Total Delivery Count Rank Organization	RANK() OVER (HIERARCHY ORGANIZATION.HORG ORDER BY CC.TDC DESC NULLS LAST WITHIN PARENT)
Carrier Compliance Cube: CC	RANK_TDC_VNDRSITE	Total Delivery Count Rank Vendor Site	RANK() OVER (HIERARCHY VNDRSITE.HVNDRSITE ORDER BY CC.TDC DESC NULLS LAST WITHIN PARENT)
Carrier Compliance Cube: CC	RANK_TEDC_CARRIER	Total Early Delivery Count Rank Carrier	RANK() OVER (HIERARCHY CARRIER.HCARRIER ORDER BY CC.TEDC DESC NULLS LAST WITHIN PARENT)
Carrier Compliance Cube: CC	RANK_TEDC_ORG	Total Early Delivery Count Rank Organization	RANK() OVER (HIERARCHY ORGANIZATION.HORG ORDER BY CC.TEDC DESC NULLS LAST WITHIN PARENT)
Carrier Compliance Cube: CC	RANK_TEDC_VNDRSITE	Total Early Delivery Count Rank Vendor Site	RANK() OVER (HIERARCHY VNDRSITE.HVNDRSITE ORDER BY CC.TEDC DESC NULLS LAST WITHIN PARENT)

Cube Name	Physical Name	Logical Name	Expression / Calculation
Carrier Compliance Cube: CC	RANK_TED_CARRIER	Total Early Days Rank Carrier	RANK() OVER (HIERARCHY CARRIER.HCARRIER ORDER BY CC.TED DESC NULLS LAST WITHIN PARENT)
Carrier Compliance Cube: CC	RANK_TED_ORG	Total Early Days Rank Organization	RANK() OVER (HIERARCHY ORGANIZATION.HORG ORDER BY CC.TED DESC NULLS LAST WITHIN PARENT)
Carrier Compliance Cube: CC	RANK_TED_ VNDRSITE	Total Early Days Rank Vendor Site	RANK() OVER (HIERARCHY VNDRSITE.HVNDRSITE ORDER BY CC.TED DESC NULLS LAST WITHIN PARENT)
Carrier Compliance Cube: CC	RANK_TEH_CARRIER	Total Early Hours Rank Carrier	RANK() OVER (HIERARCHY CARRIER.HCARRIER ORDER BY CC.TEH DESC NULLS LAST WITHIN PARENT)
Carrier Compliance Cube: CC	RANK_TEH_ORG	Total Early Hours Rank Organization	RANK() OVER (HIERARCHY ORGANIZATION.HORG ORDER BY CC.TEH DESC NULLS LAST WITHIN PARENT)
Carrier Compliance Cube: CC	RANK_TEH_ VNDRSITE	Total Early Hours Rank Vendor Site	RANK() OVER (HIERARCHY VNDRSITE.HVNDRSITE ORDER BY CC.TEH DESC NULLS LAST WITHIN PARENT)
Carrier Compliance Cube: CC	RANK_TLDC_ CARRIER	Total Late Delivery Count Rank Carrier	RANK() OVER (HIERARCHY CARRIER.HCARRIER ORDER BY CC.TLDC DESC NULLS LAST WITHIN PARENT)
Carrier Compliance Cube: CC	RANK_TLDC_ORG	Total Late Delivery Count Rank Organization	RANK() OVER (HIERARCHY ORGANIZATION.HORG ORDER BY CC.TLDC DESC NULLS LAST WITHIN PARENT)
Carrier Compliance Cube: CC	RANK_TLDC_ VNDRSITE	Total Late Delivery Count Rank Vendor Site	RANK() OVER (HIERARCHY VNDRSITE.HVNDRSITE ORDER BY CC.TLDC DESC NULLS LAST WITHIN PARENT)
Carrier Compliance Cube: CC	RANK_TLD_CARRIER	Total Late Days Rank Carrier	RANK() OVER (HIERARCHY CARRIER.HCARRIER ORDER BY CC.TLD DESC NULLS LAST WITHIN PARENT)
Carrier Compliance Cube: CC	RANK_TLD_ORG	Total Late Days Rank Organization	RANK() OVER (HIERARCHY ORGANIZATION.HORG ORDER BY CC.TLD DESC NULLS LAST WITHIN PARENT)
Carrier Compliance Cube: CC	RANK_TLD_ VNDRSITE	Total Late Days Rank Vendor Site	RANK() OVER (HIERARCHY VNDRSITE.HVNDRSITE ORDER BY CC.TLD DESC NULLS LAST WITHIN PARENT)
Carrier Compliance Cube: CC	RANK_TLH_CARRIER	Total Late Hours Rank Carrier	RANK() OVER (HIERARCHY CARRIER.HCARRIER ORDER BY CC.TLH DESC NULLS LAST WITHIN PARENT)
Carrier Compliance Cube: CC	RANK_TLH_ORG	Total Late Hours Rank Organization	RANK() OVER (HIERARCHY ORGANIZATION.HORG ORDER BY CC.TLH DESC NULLS LAST WITHIN PARENT)
Carrier Compliance Cube: CC	RANK_TLH_ VNDRSITE	Total Late Hours Rank Vendor Site	RANK() OVER (HIERARCHY VNDRSITE.HVNDRSITE ORDER BY CC.TLH DESC NULLS LAST WITHIN PARENT)
Carrier Compliance Cube: CC	RANK_TOC_CARRIER	Total Ontime Count Rank Carrier	RANK() OVER (HIERARCHY CARRIER.HCARRIER ORDER BY CC.TOC DESC NULLS LAST WITHIN PARENT)
Carrier Compliance Cube: CC	RANK_TOC_ORG	Total Ontime Count Rank Organization	RANK() OVER (HIERARCHY ORGANIZATION.HORG ORDER BY CC.TOC DESC NULLS LAST WITHIN PARENT)
Carrier Compliance Cube: CC	RANK_TOC_ VNDRSITE	Total Ontime Count Rank Vendor Site	RANK() OVER (HIERARCHY VNDRSITE.HVNDRSITE ORDER BY CC.TOC DESC NULLS LAST WITHIN PARENT)
Carrier Compliance Cube: CC	RANK_TUC_CARRIER	Total Unscheduled Count Rank Carrier	RANK() OVER (HIERARCHY CARRIER.HCARRIER ORDER BY CC.TUC DESC NULLS LAST WITHIN PARENT)

Cube Name	Physical Name	Logical Name	Expression / Calculation
Carrier Compliance Cube: CC	RANK_TUC_ORG	Total Unscheduled Count Rank Organization	RANK() OVER (HIERARCHY ORGANIZATION.HORG ORDER BY CC.TUC DESC NULLS LAST WITHIN PARENT)
Carrier Compliance Cube: CC	RANK_TUC_ VNDRSITE	Total Unscheduled Count Rank Vendor Site	RANK() OVER (HIERARCHY VNDRSITE.HVNDRSITE ORDER BY CC.TUC DESC NULLS LAST WITHIN PARENT)
Carrier Compliance Cube: CC	SHR_TDC_CARRIER	Total Delivery Count Share Carrier	SHARE(CC.TDC OF HIERARCHY CARRIER.HCARRIER PARENT)
Carrier Compliance Cube: CC	SHR_TDC_ORG	Total Delivery Count Share Organization	SHARE(CC.TDC OF HIERARCHY ORGANIZATION.HORG PARENT)
Carrier Compliance Cube: CC	SHR_TDC_VNDRSITE	Total Delivery Count Share Vendor Site	SHARE(CC.TDC OF HIERARCHY VNDRSITE.HVNDRSITE PARENT)
Carrier Compliance Cube: CC	SHR_TEDC_CARRIER	Total Early Delivery Count Share Carrier	SHARE(CC.TEDC OF HIERARCHY CARRIER.HCARRIER PARENT)
Carrier Compliance Cube: CC	SHR_TEDC_ORG	Total Early Delivery Count Share Organization	SHARE(CC.TEDC OF HIERARCHY ORGANIZATION.HORG PARENT)
Carrier Compliance Cube: CC	SHR_TEDC_VNDRSITE	Total Early Delivery Count Share Vendor Site	SHARE(CC.TEDC OF HIERARCHY VNDRSITE.HVNDRSITE PARENT)
Carrier Compliance Cube: CC	SHR_TED_CARRIER	Total Early Days Share Carrier	SHARE(CC.TED OF HIERARCHY CARRIER.HCARRIER PARENT)
Carrier Compliance Cube: CC	SHR_TED_ORG	Total Early Days Share Organization	SHARE(CC.TED OF HIERARCHY ORGANIZATION.HORG PARENT)
Carrier Compliance Cube: CC	SHR_TED_VNDRSITE	Total Early Days Share Vendor Site	SHARE(CC.TED OF HIERARCHY VNDRSITE.HVNDRSITE PARENT)
Carrier Compliance Cube: CC	SHR_TEH_CARRIER	Total Early Hours Share Carrier	SHARE(CC.TEH OF HIERARCHY CARRIER.HCARRIER PARENT)
Carrier Compliance Cube: CC	SHR_TEH_ORG	Total Early Hours Share Organization	SHARE(CC.TEH OF HIERARCHY ORGANIZATION.HORG PARENT)
Carrier Compliance Cube: CC	SHR_TEH_VNDRSITE	Total Early Hours Share Vendor Site	SHARE(CC.TEH OF HIERARCHY VNDRSITE.HVNDRSITE PARENT)
Carrier Compliance Cube: CC	SHR_TLDC_CARRIER	Total Late Delivery Count Share Carrier	SHARE(CC.TLDC OF HIERARCHY CARRIER.HCARRIER PARENT)
Carrier Compliance Cube: CC	SHR_TLDC_ORG	Total Late Delivery Count Share Organization	SHARE(CC.TLDC OF HIERARCHY ORGANIZATION.HORG PARENT)
Carrier Compliance Cube: CC	SHR_TLDC_VNDRSITE	Total Late Delivery Count Share Vendor Site	SHARE(CC.TLDC OF HIERARCHY VNDRSITE.HVNDRSITE PARENT)
Carrier Compliance Cube: CC	SHR_TLD_CARRIER	Total Late Days Share Carrier	SHARE(CC.TLD OF HIERARCHY CARRIER.HCARRIER PARENT)
Carrier Compliance Cube: CC	SHR_TLD_ORG	Total Late Days Share Organization	SHARE(CC.TLD OF HIERARCHY ORGANIZATION.HORG PARENT)
Carrier Compliance Cube: CC	SHR_TLD_VNDRSITE	Total Late Days Share Vendor Site	SHARE(CC.TLD OF HIERARCHY VNDRSITE.HVNDRSITE PARENT)
Carrier Compliance Cube: CC	SHR_TLH_CARRIER	Total Late Hours Share Carrier	SHARE(CC.TLH OF HIERARCHY CARRIER.HCARRIER PARENT)
Carrier Compliance Cube: CC	SHR_TLH_ORG	Total Late Hours Share Organization	SHARE(CC.TLH OF HIERARCHY ORGANIZATION.HORG PARENT)
Carrier Compliance Cube: CC	SHR_TLH_VNDRSITE	Total Late Hours Share Vendor Site	SHARE(CC.TLH OF HIERARCHY VNDRSITE.HVNDRSITE PARENT)
Carrier Compliance Cube: CC	SHR_TOC_CARRIER	Total Ontime Count Share Carrier	SHARE(CC.TOC OF HIERARCHY CARRIER.HCARRIER PARENT)

Cube Name	Physical Name	Logical Name	Expression / Calculation
Carrier Compliance Cube: CC	SHR_TOC_ORG	Total Ontime Count Share Organization	SHARE(CC.TOC OF HIERARCHY ORGANIZATION.HORG PARENT)
Carrier Compliance Cube: CC	SHR_TOC_VNDRSITE	Total Ontime Count Share Vendor Site	SHARE(CC.TOC OF HIERARCHY VNDRSITE.HVNDRSITE PARENT)
Carrier Compliance Cube: CC	SHR_TUC_CARRIER	Total Unscheduled Count Share Carrier	SHARE(CC.TUC OF HIERARCHY CARRIER.HCARRIER PARENT)
Carrier Compliance Cube: CC	SHR_TUC_ORG	Total Unscheduled Count Share Organization	SHARE(CC.TUC OF HIERARCHY ORGANIZATION.HORG PARENT)
Carrier Compliance Cube: CC	SHR_TUC_VNDRSITE	Total Unscheduled Count Share Vendor Site	SHARE(CC.TUC OF HIERARCHY VNDRSITE.HVNDRSITE PARENT)
Carrier Compliance Cube: CC	TDC_LP	Total Delivery Count Last Period	LAG(CC.TDC, 1) OVER HIERARCHY ("TIME".HTBSNS)
Carrier Compliance Cube: CC	TDC_LP_CHG	Total Delivery Count Last Period Change	LAG_VARIANCE(CC.TDC, 1) OVER HIERARCHY ("TIME".HTBSNS)
Carrier Compliance Cube: CC	TDC_LP_PCT_CHG	Total Delivery Count Last Period % Change	LAG_VARIANCE_PERCENT(CC.TDC, 1) OVER HIERARCHY ("TIME".HTBSNS)
Carrier Compliance Cube: CC	TDC_LY	Total Delivery Count Last Year	LAG(CC.TDC, 1) OVER HIERARCHY ("TIME".HTBSNS BY ANCESTOR AT LEVEL "TIME".HTBSNS.BSNS_YR POSITION FROM BEGINNING)
Carrier Compliance Cube: CC	TDC_LY_CHG	Total Delivery Count Last Year Change	LAG_VARIANCE(CC.TDC, 1) OVER HIERARCHY ("TIME".HTBSNS BY ANCESTOR AT LEVEL "TIME".HTBSNS.BSNS_YR POSITION FROM BEGINNING)
Carrier Compliance Cube: CC	TDC_LY_PCT_CHG	Total Delivery Count Last Year % Change	LAG_VARIANCE_PERCENT(CC.TDC, 1) OVER HIERARCHY ("TIME".HTBSNS BY ANCESTOR AT LEVEL "TIME".HTBSNS.BSNS_YR POSITION FROM BEGINNING)
Carrier Compliance Cube: CC	TDC_YTD	Total Delivery Count YTD	SUM(CC.TDC) OVER HIERARCHY ("TIME".HTBSNS BETWEEN UNBOUNDED PRECEDING AND CURRENT MEMBER WITHIN ANCESTOR AT LEVEL "TIME".BSNS_ YR)
Carrier Compliance Cube: CC	TDC_YTD_LY	Total Delivery Count YTD Last Year	LAG(CC.TDC_YTD, 1) OVER HIERARCHY ("TIME".HTBSNS BY ANCESTOR AT LEVEL "TIME".HTBSNS.BSNS_YR POSITION FROM BEGINNING)
Carrier Compliance Cube: CC	TDC_YTD_LY_CHG	Total Delivery Count YTD Last Year Change	LAG(CC.TDC_YTD, 1) OVER HIERARCHY ("TIME".HTBSNS BY ANCESTOR AT LEVEL "TIME".HTBSNS.BSNS_YR POSITION FROM BEGINNING)
Carrier Compliance Cube: CC	TDC_YTD_LY_PCT_ CHG	Total Delivery Count YTD Last Year % Change	LAG_VARIANCE_PERCENT(CC.TDC_YTD, 1) OVER HIERARCHY ("TIME".HTBSNS BY ANCESTOR AT LEVEL "TIME".HTBSNS.BSNS_ YR POSITION FROM BEGINNING)
Carrier Compliance Cube: CC	TEDC_LP	Total Early Delivery Count Last Period	LAG(CC.TEDC, 1) OVER HIERARCHY ("TIME".HTBSNS)
Carrier Compliance Cube: CC	TEDC_LP_CHG	Total Early Delivery Count Last Period Change	LAG_VARIANCE(CC.TEDC, 1) OVER HIERARCHY ("TIME".HTBSNS)
Carrier Compliance Cube: CC	TEDC_LP_PCT_CHG	Total Early Delivery Count Last Period % Change	LAG_VARIANCE_PERCENT(CC.TEDC, 1) OVER HIERARCHY ("TIME".HTBSNS)

Cube Name	Physical Name	Logical Name	Expression / Calculation
Carrier Compliance Cube: CC	TEDC_LY	Total Early Delivery Count Last Year	LAG(CC.TEDC, 1) OVER HIERARCHY ("TIME".HTBSNS BY ANCESTOR AT LEVEL "TIME".HTBSNS.BSNS_YR POSITION FROM BEGINNING)
Carrier Compliance Cube: CC	TEDC_LY_CHG	Total Early Delivery Count Last Year Change	LAG_VARIANCE(CC.TEDC, 1) OVER HIERARCHY ("TIME".HTBSNS BY ANCESTOR AT LEVEL "TIME".HTBSNS.BSNS_YR POSITION FROM BEGINNING)
Carrier Compliance Cube: CC	TEDC_LY_PCT_CHG	Total Early Delivery Count Last Year % Change	LAG_VARIANCE_PERCENT(CC.TEDC, 1) OVER HIERARCHY ("TIME".HTBSNS BY ANCESTOR AT LEVEL "TIME".HTBSNS.BSNS_ YR POSITION FROM BEGINNING)
Carrier Compliance Cube: CC	TEDC_YTD	Total Early Delivery Count YTD	SUM(CC.TEDC) OVER HIERARCHY ("TIME".HTBSNS BETWEEN UNBOUNDED PRECEDING AND CURRENT MEMBER WITHIN ANCESTOR AT LEVEL "TIME".BSNS_ YR)
Carrier Compliance Cube: CC	TEDC_YTD_LY	Total Early Delivery Count YTD Last Year	LAG(CC.TEDC_YTD, 1) OVER HIERARCHY ("TIME".HTBSNS BY ANCESTOR AT LEVEL "TIME".HTBSNS.BSNS_YR POSITION FROM BEGINNING)
Carrier Compliance Cube: CC	TEDC_YTD_LY_CHG	Total Early Delivery Count YTD Last Year Change	LAG(CC.TEDC_YTD, 1) OVER HIERARCHY ("TIME".HTBSNS BY ANCESTOR AT LEVEL "TIME".HTBSNS.BSNS_YR POSITION FROM BEGINNING)
Carrier Compliance Cube: CC	TEDC_YTD_LY_PCT_ CHG	Total Early Delivery Count YTD Last Year % Change	LAG_VARIANCE_PERCENT(CC.TEDC_YTD, 1) OVER HIERARCHY ("TIME".HTBSNS BY ANCESTOR AT LEVEL "TIME".HTBSNS.BSNS_ YR POSITION FROM BEGINNING)
Carrier Compliance Cube: CC	TED_LP	Total Early Days Last Period	LAG(CC.TED, 1) OVER HIERARCHY ("TIME".HTBSNS)
Carrier Compliance Cube: CC	TED_LP_CHG	Total Early Days Last Period Change	LAG_VARIANCE(CC.TED, 1) OVER HIERARCHY ("TIME".HTBSNS)
Carrier Compliance Cube: CC	TED_LP_PCT_CHG	Total Early Days Last Period % Change	LAG_VARIANCE_PERCENT(CC.TED, 1) OVER HIERARCHY ("TIME".HTBSNS)
Carrier Compliance Cube: CC	TED_LY	Total Early Days Last Year	LAG(CC.TED, 1) OVER HIERARCHY ("TIME".HTBSNS BY ANCESTOR AT LEVEL "TIME".HTBSNS.BSNS_YR POSITION FROM BEGINNING)
Carrier Compliance Cube: CC	TED_LY_CHG	Total Early Days Last Year Change	LAG_VARIANCE(CC.TED, 1) OVER HIERARCHY ("TIME".HTBSNS BY ANCESTOR AT LEVEL "TIME".HTBSNS.BSNS_YR POSITION FROM BEGINNING)
Carrier Compliance Cube: CC	TED_LY_PCT_CHG	Total Early Days Last Year % Change	LAG_VARIANCE_PERCENT(CC.TED, 1) OVER HIERARCHY ("TIME".HTBSNS BY ANCESTOR AT LEVEL "TIME".HTBSNS.BSNS_YR POSITION FROM BEGINNING)
Carrier Compliance Cube: CC	TED_YTD	Total Early Days YTD	SUM(CC.TED) OVER HIERARCHY ("TIME".HTBSNS BETWEEN UNBOUNDED PRECEDING AND CURRENT MEMBER WITHIN ANCESTOR AT LEVEL "TIME".BSNS_ YR)
Carrier Compliance Cube: CC	TED_YTD_LY	Total Early Days YTD Last Year	LAG(CC.TED_YTD, 1) OVER HIERARCHY ("TIME".HTBSNS BY ANCESTOR AT LEVEL "TIME".HTBSNS.BSNS_YR POSITION FROM BEGINNING)

Cube Name	Physical Name	Logical Name	Expression / Calculation
Carrier Compliance Cube: CC	TED_YTD_LY_CHG	Total Early Days YTD Last Year Change	LAG(CC.TED_YTD, 1) OVER HIERARCHY ("TIME".HTBSNS BY ANCESTOR AT LEVEL "TIME".HTBSNS.BSNS_YR POSITION FROM BEGINNING)
Carrier Compliance Cube: CC	TED_YTD_LY_PCT_ CHG	Total Early Days YTD Last Year % Change	LAG_VARIANCE_PERCENT(CC.TED_YTD, 1) OVER HIERARCHY ("TIME".HTBSNS BY ANCESTOR AT LEVEL "TIME".HTBSNS.BSNS_ YR POSITION FROM BEGINNING)
Carrier Compliance Cube: CC	TEH_LP	Total Early Hours Last Period	LAG(CC.TEH, 1) OVER HIERARCHY ("TIME".HTBSNS)
Carrier Compliance Cube: CC	TEH_LP_CHG	Total Early Hours Last Period Change	LAG_VARIANCE(CC.TEH, 1) OVER HIERARCHY ("TIME".HTBSNS)
Carrier Compliance Cube: CC	TEH_LP_PCT_CHG	Total Early Hours Last Period % Change	LAG_VARIANCE_PERCENT(CC.TEH, 1) OVER HIERARCHY ("TIME".HTBSNS)
Carrier Compliance Cube: CC	TEH_LY	Total Early Hours Last Year	LAG(CC.TEH, 1) OVER HIERARCHY ("TIME".HTBSNS BY ANCESTOR AT LEVEL "TIME".HTBSNS.BSNS_YR POSITION FROM BEGINNING)
Carrier Compliance Cube: CC	TEH_LY_CHG	Total Early Hours Last Year Change	LAG_VARIANCE(CC.TEH, 1) OVER HIERARCHY ("TIME".HTBSNS BY ANCESTOR AT LEVEL "TIME".HTBSNS.BSNS_YR POSITION FROM BEGINNING)
Carrier Compliance Cube: CC	TEH_LY_PCT_CHG	Total Early Hours Last Year % Change	LAG_VARIANCE_PERCENT(CC.TEH, 1) OVER HIERARCHY ("TIME".HTBSNS BY ANCESTOR AT LEVEL "TIME".HTBSNS.BSNS_YR POSITION FROM BEGINNING)
Carrier Compliance Cube: CC	TEH_YTD	Total Early Hours YTD	SUM(CC.TEH) OVER HIERARCHY ("TIME".HTBSNS BETWEEN UNBOUNDED PRECEDING AND CURRENT MEMBER WITHIN ANCESTOR AT LEVEL "TIME".BSNS_ YR)
Carrier Compliance Cube: CC	TEH_YTD_LY	Total Early Hours YTD Last Year	LAG(CC.TEH_YTD, 1) OVER HIERARCHY ("TIME".HTBSNS BY ANCESTOR AT LEVEL "TIME".HTBSNS.BSNS_YR POSITION FROM BEGINNING)
Carrier Compliance Cube: CC	TEH_YTD_LY_CHG	Total Early Hours YTD Last Year Change	LAG(CC.TEH_YTD, 1) OVER HIERARCHY ("TIME".HTBSNS BY ANCESTOR AT LEVEL "TIME".HTBSNS.BSNS_YR POSITION FROM BEGINNING)
Carrier Compliance Cube: CC	TEH_YTD_LY_PCT_ CHG	Total Early Hours YTD Last Year % Change	LAG_VARIANCE_PERCENT(CC.TEH_YTD, 1) OVER HIERARCHY ("TIME".HTBSNS BY ANCESTOR AT LEVEL "TIME".HTBSNS.BSNS_ YR POSITION FROM BEGINNING)
Carrier Compliance Cube: CC	TLDC_LP	Total Late Delivery Count Last Period	LAG(CC.TLDC, 1) OVER HIERARCHY ("TIME".HTBSNS)
Carrier Compliance Cube: CC	TLDC_LP_CHG	Total Late Delivery Count Last Period Change	LAG_VARIANCE(CC.TLDC, 1) OVER HIERARCHY ("TIME".HTBSNS)
Carrier Compliance Cube: CC	TLDC_LP_PCT_CHG	Total Late Delivery Count Last Period % Change	LAG_VARIANCE_PERCENT(CC.TLDC, 1) OVER HIERARCHY ("TIME".HTBSNS)
Carrier Compliance Cube: CC	TLDC_LY	Total Late Delivery Count Last Year	LAG(CC.TLDC, 1) OVER HIERARCHY ("TIME".HTBSNS BY ANCESTOR AT LEVEL "TIME".HTBSNS.BSNS_YR POSITION FROM BEGINNING)
Carrier Compliance Cube: CC	TLDC_LY_CHG	Total Late Delivery Count Last Year Change	LAG_VARIANCE(CC.TLDC, 1) OVER HIERARCHY ("TIME".HTBSNS BY ANCESTOR AT LEVEL "TIME".HTBSNS.BSNS_YR POSITION FROM BEGINNING)

Cube Name	Physical Name	Logical Name	Expression / Calculation
Carrier Compliance Cube: CC	TLDC_LY_PCT_CHG	Total Late Delivery Count Last Year % Change	LAG_VARIANCE_PERCENT(CC.TLDC, 1) OVER HIERARCHY ("TIME".HTBSNS BY ANCESTOR AT LEVEL "TIME".HTBSNS.BSNS_ YR POSITION FROM BEGINNING)
Carrier Compliance Cube: CC	TLDC_YTD	Total Late Delivery Count YTD	SUM(CC.TLDC) OVER HIERARCHY ("TIME".HTBSNS BETWEEN UNBOUNDED PRECEDING AND CURRENT MEMBER WITHIN ANCESTOR AT LEVEL "TIME".BSNS_ YR)
Carrier Compliance Cube: CC	TLDC_YTD_LY	Total Late Delivery Count YTD Last Year	LAG(CC.TLDC_YTD, 1) OVER HIERARCHY ("TIME".HTBSNS BY ANCESTOR AT LEVEL "TIME".HTBSNS.BSNS_YR POSITION FROM BEGINNING)
Carrier Compliance Cube: CC	TLDC_YTD_LY_CHG	Total Late Delivery Count YTD Last Year Change	LAG(CC.TLDC_YTD, 1) OVER HIERARCHY ("TIME".HTBSNS BY ANCESTOR AT LEVEL "TIME".HTBSNS.BSNS_YR POSITION FROM BEGINNING)
Carrier Compliance Cube: CC	TLDC_YTD_LY_PCT_ CHG	Total Late Delivery Count YTD Last Year % Change	LAG_VARIANCE_PERCENT(CC.TLDC_YTD, 1) OVER HIERARCHY ("TIME".HTBSNS BY ANCESTOR AT LEVEL "TIME".HTBSNS.BSNS_ YR POSITION FROM BEGINNING)
Carrier Compliance Cube: CC	TLD_LP	Total Late Days Last Period	LAG(CC.TLD, 1) OVER HIERARCHY ("TIME".HTBSNS)
Carrier Compliance Cube: CC	TLD_LP_CHG	Total Late Days Last Period Change	LAG_VARIANCE(CC.TLD, 1) OVER HIERARCHY ("TIME".HTBSNS)
Carrier Compliance Cube: CC	TLD_LP_PCT_CHG	Total Late Days Last Period % Change	LAG_VARIANCE_PERCENT(CC.TLD, 1) OVER HIERARCHY ("TIME".HTBSNS)
Carrier Compliance Cube: CC	TLD_LY	Total Late Days Last Year	LAG(CC.TLD, 1) OVER HIERARCHY ("TIME".HTBSNS BY ANCESTOR AT LEVEL "TIME".HTBSNS.BSNS_YR POSITION FROM BEGINNING)
Carrier Compliance Cube: CC	TLD_LY_CHG	Total Late Days Last Year Change	LAG_VARIANCE(CC.TLD, 1) OVER HIERARCHY ("TIME".HTBSNS BY ANCESTOR AT LEVEL "TIME".HTBSNS.BSNS_YR POSITION FROM BEGINNING)
Carrier Compliance Cube: CC	TLD_LY_PCT_CHG	Total Late Days Last Year % Change	LAG_VARIANCE_PERCENT(CC.TLD, 1) OVER HIERARCHY ("TIME".HTBSNS BY ANCESTOR AT LEVEL "TIME".HTBSNS.BSNS_YR POSITION FROM BEGINNING)
Carrier Compliance Cube: CC	TLD_YTD	Total Late Days YTD	SUM(CC.TLD) OVER HIERARCHY ("TIME".HTBSNS BETWEEN UNBOUNDED PRECEDING AND CURRENT MEMBER WITHIN ANCESTOR AT LEVEL "TIME".BSNS_ YR)
Carrier Compliance Cube: CC	TLD_YTD_LY	Total Late Days YTD Last Year	LAG(CC.TLD_YTD, 1) OVER HIERARCHY ("TIME".HTBSNS BY ANCESTOR AT LEVEL "TIME".HTBSNS.BSNS_YR POSITION FROM BEGINNING)
Carrier Compliance Cube: CC	TLD_YTD_LY_CHG	Total Late Days YTD Last Year Change	LAG(CC.TLD_YTD, 1) OVER HIERARCHY ("TIME".HTBSNS BY ANCESTOR AT LEVEL "TIME".HTBSNS.BSNS_YR POSITION FROM BEGINNING)
Carrier Compliance Cube: CC	TLD_YTD_LY_PCT_ CHG	Total Late Days YTD Last Year % Change	LAG_VARIANCE_PERCENT(CC.TLD_YTD, 1) OVER HIERARCHY ("TIME".HTBSNS BY ANCESTOR AT LEVEL "TIME".HTBSNS.BSNS_ YR POSITION FROM BEGINNING)
Carrier Compliance Cube: CC	TLH_LP	Total Late Hours Last Period	LAG(CC.TLH, 1) OVER HIERARCHY ("TIME".HTBSNS)

Cube Name	Physical Name	Logical Name	Expression / Calculation
Carrier Compliance Cube: CC	TLH_LP_CHG	Total Late Hours Last Period Change	LAG_VARIANCE(CC.TLH, 1) OVER HIERARCHY ("TIME".HTBSNS)
Carrier Compliance Cube: CC	TLH_LP_PCT_CHG	Total Late Hours Last Period % Change	LAG_VARIANCE_PERCENT(CC.TLH, 1) OVER HIERARCHY ("TIME".HTBSNS)
Carrier Compliance Cube: CC	TLH_LY	Total Late Hours Last Year	LAG(CC.TLH, 1) OVER HIERARCHY ("TIME".HTBSNS BY ANCESTOR AT LEVEL "TIME".HTBSNS.BSNS_YR POSITION FROM BEGINNING)
Carrier Compliance Cube: CC	TLH_LY_CHG	Total Late Hours Last Year Change	LAG_VARIANCE(CC.TLH, 1) OVER HIERARCHY ("TIME".HTBSNS BY ANCESTOR AT LEVEL "TIME".HTBSNS.BSNS_YR POSITION FROM BEGINNING)
Carrier Compliance Cube: CC	TLH_LY_PCT_CHG	Total Late Hours Last Year % Change	LAG_VARIANCE_PERCENT(CC.TLH, 1) OVER HIERARCHY ("TIME".HTBSNS BY ANCESTOR AT LEVEL "TIME".HTBSNS.BSNS_YR POSITION FROM BEGINNING)
Carrier Compliance Cube: CC	TLH_YTD	Total Late Hours YTD	SUM(CC.TLH) OVER HIERARCHY ("TIME".HTBSNS BETWEEN UNBOUNDED PRECEDING AND CURRENT MEMBER WITHIN ANCESTOR AT LEVEL "TIME".BSNS_ YR)
Carrier Compliance Cube: CC	TLH_YTD_LY	Total Late Hours YTD Last Year	LAG(CC.TLH_YTD, 1) OVER HIERARCHY ("TIME".HTBSNS BY ANCESTOR AT LEVEL "TIME".HTBSNS.BSNS_YR POSITION FROM BEGINNING)
Carrier Compliance Cube: CC	TLH_YTD_LY_CHG	Total Late Hours YTD Last Year Change	LAG(CC.TLH_YTD, 1) OVER HIERARCHY ("TIME".HTBSNS BY ANCESTOR AT LEVEL "TIME".HTBSNS.BSNS_YR POSITION FROM BEGINNING)
Carrier Compliance Cube: CC	TLH_YTD_LY_PCT_ CHG	Total Late Hours YTD Last Year % Change	LAG_VARIANCE_PERCENT(CC.TLH_YTD, 1) OVER HIERARCHY ("TIME".HTBSNS BY ANCESTOR AT LEVEL "TIME".HTBSNS.BSNS_ YR POSITION FROM BEGINNING)
Carrier Compliance Cube: CC	TOC_LP	Total Ontime Count Last Period	LAG(CC.TOC, 1) OVER HIERARCHY ("TIME".HTBSNS)
Carrier Compliance Cube: CC	TOC_LP_CHG	Total Ontime Count Last Period Change	LAG_VARIANCE(CC.TOC, 1) OVER HIERARCHY ("TIME".HTBSNS)
Carrier Compliance Cube: CC	TOC_LP_PCT_CHG	Total Ontime Count Last Period % Change	LAG_VARIANCE_PERCENT(CC.TOC, 1) OVER HIERARCHY ("TIME".HTBSNS)
Carrier Compliance Cube: CC	TOC_LY	Total Ontime Count Last Year	LAG(CC.TOC, 1) OVER HIERARCHY ("TIME".HTBSNS BY ANCESTOR AT LEVEL "TIME".HTBSNS.BSNS_YR POSITION FROM BEGINNING)
Carrier Compliance Cube: CC	TOC_LY_CHG	Total Ontime Count Last Year Change	LAG_VARIANCE(CC.TOC, 1) OVER HIERARCHY ("TIME".HTBSNS BY ANCESTOR AT LEVEL "TIME".HTBSNS.BSNS_YR POSITION FROM BEGINNING)
Carrier Compliance Cube: CC	TOC_LY_PCT_CHG	Total Ontime Count Last Year % Change	LAG_VARIANCE_PERCENT(CC.TOC, 1) OVER HIERARCHY ("TIME".HTBSNS BY ANCESTOR AT LEVEL "TIME".HTBSNS.BSNS_YR POSITION FROM BEGINNING)
Carrier Compliance Cube: CC	TOC_YTD	Total Ontime Count YTD	SUM(CC.TOC) OVER HIERARCHY ("TIME".HTBSNS BETWEEN UNBOUNDED PRECEDING AND CURRENT MEMBER WITHIN ANCESTOR AT LEVEL "TIME".BSNS_ YR)

Cube Name	Physical Name	Logical Name	Expression / Calculation
Carrier Compliance Cube: CC	TOC_YTD_LY	Total Ontime Count YTD Last Year	LAG(CC.TOC_YTD, 1) OVER HIERARCHY ("TIME".HTBSNS BY ANCESTOR AT LEVEL "TIME".HTBSNS.BSNS_YR POSITION FROM BEGINNING)
Carrier Compliance Cube: CC	TOC_YTD_LY_CHG	Total Ontime Count YTD Last Year Change	LAG(CC.TOC_YTD, 1) OVER HIERARCHY ("TIME".HTBSNS BY ANCESTOR AT LEVEL "TIME".HTBSNS.BSNS_YR POSITION FROM BEGINNING)
Carrier Compliance Cube: CC	TOC_YTD_LY_PCT_CHG	Total Ontime Count YTD Last Year % Change	LAG_VARIANCE_PERCENT(CC.TOC_YTD, 1) OVER HIERARCHY ("TIME".HTBSNS BY ANCESTOR AT LEVEL "TIME".HTBSNS.BSNS_YR POSITION FROM BEGINNING)
Carrier Compliance Cube: CC	TUC_LP	Total Unscheduled Count Last Period	LAG(CC.TUC, 1) OVER HIERARCHY ("TIME".HTBSNS)
Carrier Compliance Cube: CC	TUC_LP_CHG	Total Unscheduled Count Last Period Change	LAG_VARIANCE(CC.TUC, 1) OVER HIERARCHY ("TIME".HTBSNS)
Carrier Compliance Cube: CC	TUC_LP_PCT_CHG	Total Unscheduled Count Last Period % Change	LAG_VARIANCE_PERCENT(CC.TUC, 1) OVER HIERARCHY ("TIME".HTBSNS)
Carrier Compliance Cube: CC	TUC_LY	Total Unscheduled Count Last Year	LAG(CC.TUC, 1) OVER HIERARCHY ("TIME".HTBSNS BY ANCESTOR AT LEVEL "TIME".HTBSNS.BSNS_YR POSITION FROM BEGINNING)
Carrier Compliance Cube: CC	TUC_LY_CHG	Total Unscheduled Count Last Year Change	LAG_VARIANCE(CC.TUC, 1) OVER HIERARCHY ("TIME".HTBSNS BY ANCESTOR AT LEVEL "TIME".HTBSNS.BSNS_YR POSITION FROM BEGINNING)
Carrier Compliance Cube: CC	TUC_LY_PCT_CHG	Total Unscheduled Count Last Year % Change	LAG_VARIANCE_PERCENT(CC.TUC, 1) OVER HIERARCHY ("TIME".HTBSNS BY ANCESTOR AT LEVEL "TIME".HTBSNS.BSNS_YR POSITION FROM BEGINNING)
Carrier Compliance Cube: CC	TUC_YTD	Total Unscheduled Count YTD	SUM(CC.TUC) OVER HIERARCHY ("TIME".HTBSNS BETWEEN UNBOUNDED PRECEDING AND CURRENT MEMBER WITHIN ANCESTOR AT LEVEL "TIME".BSNS_YR)
Carrier Compliance Cube: CC	TUC_YTD_LY	Total Unscheduled Count YTD Last Year	LAG(CC.TUC_YTD, 1) OVER HIERARCHY ("TIME".HTBSNS BY ANCESTOR AT LEVEL "TIME".HTBSNS.BSNS_YR POSITION FROM BEGINNING)
Carrier Compliance Cube: CC	TUC_YTD_LY_CHG	Total Unscheduled Count YTD Last Year Change	LAG(CC.TUC_YTD, 1) OVER HIERARCHY ("TIME".HTBSNS BY ANCESTOR AT LEVEL "TIME".HTBSNS.BSNS_YR POSITION FROM BEGINNING)
Carrier Compliance Cube: CC	TUC_YTD_LY_PCT_CHG	Total Unscheduled Count YTD Last Year % Change	LAG_VARIANCE_PERCENT(CC.TUC_YTD, 1) OVER HIERARCHY ("TIME".HTBSNS BY ANCESTOR AT LEVEL "TIME".HTBSNS.BSNS_YR POSITION FROM BEGINNING)

Customer Order Cube: CO

This Cube contains data relating to Customer Orders.

Physical Name: CO

Dimensionality

The CO Cube is loaded from the relational schema at these dimension levels.

Customer Order Cube Dimensions

OLAP Cube	Dimension Number	OLAP Dimension	OLAP Dimension Type
Customer Order Cube: CO	1	Time: TIME	TIME
Customer Order Cube: CO	2	Organization: ORGANIZATION	STANDARD
Customer Order Cube: CO	3	Product: PRODUCT	STANDARD
Customer Order Cube: CO	4	Customer: CUSTOMER	STANDARD
Customer Order Cube: CO	5	Campaign Media: CMPGNMEDIA	STANDARD

Aggregation, Load Information

Customer Order Cube Aggregation, Load Information

OLAP Cube	Order	OLAP Dimension	OLAP Dimension	Aggregate from
Customer Order Cube: CO	1	TIME: Time	SUM	Default
Customer Order Cube: CO	2	ORGANIZATION: Organization	SUM	Default
Customer Order Cube: CO	3	PRODUCT: Product	SUM	Default
Customer Order Cube: CO	4	CUSTOMER: Customer	SUM	Default
Customer Order Cube: CO	5	CMPGNMEDIA: Campaign Media	SUM	Default

Base Measures with Description, Logical Name and Mapping Expression

Customer Order Cube Base Measures

Cube Name	Physical Name	Logical Name	Mapping Expression
Customer Order Cube: CO	ALCTD_AMT	Allocated Amount	DWD_CUST_TYP_ORDR_ITEM_DAY.ALCTD_AMT
Customer Order Cube: CO	ALCTD_UNT	Allocated Units	DWD_CUST_TYP_ORDR_ITEM_DAY.ALCTD_UNITS
Customer Order Cube: CO	BILLD_AMT	Billed Amount	DWD_CUST_TYP_ORDR_ITEM_DAY.BLLD_AMT
Customer Order Cube: CO	BILLD_UNT	Billed Units	DWD_CUST_TYP_ORDR_ITEM_DAY.BLLD_UNITS
Customer Order Cube: CO	BKD_AMT	Booked Amount	DWD_CUST_TYP_ORDR_ITEM_DAY.BKD_AMT
Customer Order Cube: CO	BKD_UNT	Booked Units	DWD_CUST_TYP_ORDR_ITEM_DAY.BKD_UNITS
Customer Order Cube: CO	BKORDR_AMT	Backorder Amount	DWD_CUST_TYP_ORDR_ITEM_DAY.BACKORDER_AMT
Customer Order Cube: CO	BKORDR_UNT	Backorder Units	DWD_CUST_TYP_ORDR_ITEM_DAY.BACKORDER_QTY
Customer Order Cube: CO	CNCL_AMT	Cancel Amount	DWD_CUST_TYP_ORDR_ITEM_DAY.CNCL_AMT
Customer Order Cube: CO	CNCL_UNT	Cancel Units	DWD_CUST_TYP_ORDR_ITEM_DAY.CNCL_QTY
Customer Order Cube: CO	FULF_AMT	Fulfillment Amount	DWD_CUST_TYP_ORDR_ITEM_DAY.FULFLD_AMT
Customer Order Cube: CO	FULF_UNT	Fulfillment Units	DWD_CUST_TYP_ORDR_ITEM_DAY.FULFLD_UNITS

Cube Name	Physical Name	Logical Name	Mapping Expression
Customer Order Cube: CO	ITM_CST_AMT	Item Cost Amount	DWD_CUST_TYP_ORDR_ITEM_DAY.ITEM_COST_AMT
Customer Order Cube: CO	NET_AMT	Net Amount	DWD_CUST_TYP_ORDR_ITEM_DAY.NET_AMT
Customer Order Cube: CO	ORDR_AMT	Order Amount	DWD_CUST_TYP_ORDR_ITEM_DAY.ORDR_AMT
Customer Order Cube: CO	ORDR_UNT	Order Units	DWD_CUST_TYP_ORDR_ITEM_DAY.ORDR_QTY
Customer Order Cube: CO	PNDNG_AMT	Pending Amount	DWD_CUST_TYP_ORDR_ITEM_DAY.PNDNG_AMT
Customer Order Cube: CO	PNDNG_UNT	Pending Units	DWD_CUST_TYP_ORDR_ITEM_DAY.PNDNG_QTY
Customer Order Cube: CO	RTN_AMT	Return Amount	DWD_CUST_TYP_ORDR_ITEM_DAY.RETRN_AMT
Customer Order Cube: CO	RTN_UNT	Return Units	DWD_CUST_TYP_ORDR_ITEM_DAY.RETRN_QTY
Customer Order Cube: CO	SHPD_UNT	Shipped Units	DWD_CUST_TYP_ORDR_ITEM_DAY.SHIPD_QTY

Derived Measure with Description, Logical Name and Expression / Calculation

Customer Order Cube Derived Measures

Cube Name	Physical Name	Logical Name	Expression / Calculation
Customer Order Cube: CO	BKORDR_AGE	Backorder Age	(CO.ALCTD_AMT + CO.ALCTD_AMT) / 2
Customer Order Cube: CO	BKORDR_AGE_BND	Backorder Age Band	CO.ALCTD_AMT + CO.ALCTD_AMT
Customer Order Cube: CO	BKORDR_AGE_IDX	Backorder Age Index	CO.ALCTD_AMT + CO.ALCTD_AMT
Customer Order Cube: CO	SU	Sales Units	CO.ORDR_UNT - CO.CNCL_UNT

Customer RFMP Cube: CRFMP

This Cube contains the Customer RFMP Scores and other related information.

Physical Name: CRFMP

Dimensionality

The Customer RFMP Cube is loaded from the relational schema at these dimension levels.

Customer RFMP Cube Dimensions

OLAP Cube	Dimension Number	OLAP Dimension	OLAP Dimension Type
Customer RFMP Cube: CRFMP	1	Organization: ORGANIZATION	STANDARD
Customer RFMP Cube: CRFMP	2	Time: TIME	TIME
Customer RFMP Cube: CRFMP	3	Customer: CUSTOMER	STANDARD
Customer RFMP Cube: CRFMP	4	RFMP: RFMP	STANDARD

Aggregation, Load Information

Customer RFMP Cube Aggregation, Load Information

OLAP Cube	Order	OLAP Dimension	Operator	Aggregate from Level
Customer RFMP Cube: CRFMP	1	ORGANIZATION: Organization	SUM	Default
Customer RFMP Cube: CRFMP	2	TIME: Time	SUM	BSNS_MO
Customer RFMP Cube: CRFMP	3	CUSTOMER: Customer	SUM	Default
Customer RFMP Cube: CRFMP	4	RFMP: RFMP	SUM	Default

Base Measures with Description, Logical Name and Mapping Expression

Customer RFMP Cube Base Measures

Cube Name	Physical Name	Logical Name	Mapping Expression
Customer RFMP Cube: CRFMP	CP	Customer Profit	DWV_CUST_RFMP_SCR_VIEW.CUST_PRFT
Customer RFMP Cube: CRFMP	CTS	Customer Times Shopped	DWV_CUST_RFMP_SCR_VIEW.CUST_TIMES_SHOPPED
Customer RFMP Cube: CRFMP	CV	Customer Value	DWV_CUST_RFMP_SCR_VIEW.CUST_TOT_VAL
Customer RFMP Cube: CRFMP	PV	Profit Value	DWV_CUST_RFMP_SCR_VIEW.TOT_PRFT_AMT
Customer RFMP Cube: CRFMP	RFMPSC	Customer RFMP Score	DWV_CUST_RFMP_SCR_VIEW.RFMP_SCR
Customer RFMP Cube: CRFMP	SV	Sales Value	DWV_CUST_RFMP_SCR_VIEW.TOT_SL_AMT
Customer RFMP Cube: CRFMP	VAL_CUST_IND	Valuable Customer Indicator	DWV_CUST_RFMP_SCR_VIEW.VALUABLE_CUST_IND

Derived Measure with Description, Logical Name and Expression / Calculation

Customer RFMP Cube Derived Measures

Cube Name	Physical Name	Logical Name	Expression / Calculation
Customer RFMP Cube: CRFMP	CITY_CNT	Count of Cities	CRFMPDC.CITY_CNT
Customer RFMP Cube: CRFMP	COUNTRY_CNT	Count of Countries	CRFMPDC.COUNTRY_CNT
Customer RFMP Cube: CRFMP	CP_LP	Customer Profit Last Period	LAG(CRFMP.CP, 1) OVER HIERARCHY ("TIME".HTBSNS)
Customer RFMP Cube: CRFMP	CP_LY	Customer Profit Last Year	LAG(CRFMP.CP, 1) OVER HIERARCHY ("TIME".HTBSNS BY ANCESTOR AT LEVEL "TIME".HTBSNS.BSNS_YR POSITION FROM BEGINNING)
Customer RFMP Cube: CRFMP	CP_PCT_DIFF_LP	Customer Profit % Diff from Last Period	LAG_VARIANCE_PERCENT(CRFMP.CP, 1) OVER HIERARCHY ("TIME".HTBSNS)
Customer RFMP Cube: CRFMP	CP_YTD	Customer Profit YTD	SUM(CRFMP.CP) OVER HIERARCHY ("TIME".HTBSNS BETWEEN UNBOUNDED PRECEDING AND CURRENT MEMBER WITHIN ANCESTOR AT LEVEL "TIME".BSNS_YR)
Customer RFMP Cube: CRFMP	CUST_CNT	Count of Customer Versions	CRFMPDC.CUST_CNT
Customer RFMP Cube: CRFMP	CUST_NBR_CNT	Count of Customers	CRFMPDC.CUST_NBR_CNT

Cube Name	Physical Name	Logical Name	Expression / Calculation
Customer RFMP Cube: CRFMP	CUST_TYP_CNT	Count of Customer Types	CRFMPDC.CUST_TYP_CNT
Customer RFMP Cube: CRFMP	CV_LP	Customer Value Last Period	LAG_VARIANCE(CRFMP.CV, 1) OVER HIERARCHY ("TIME".HTBSNS)
Customer RFMP Cube: CRFMP	CV_LY	Customer Value Last Year	LAG(CRFMP.CV, 1) OVER HIERARCHY ("TIME".HTBSNS BY ANCESTOR AT LEVEL "TIME".HTBSNS.BSNS_YR POSITION FROM BEGINNING)
Customer RFMP Cube: CRFMP	CV_PCT_DIFF_LP	Customer Value Percentage Difference from Last Period	LAG_VARIANCE_PERCENT(CRFMP.CV, 1) OVER HIERARCHY ("TIME".HTBSNS)
Customer RFMP Cube: CRFMP	STATE_CNT	Count of States	CRFMPDC.STATE_CNT
Customer RFMP Cube: CRFMP	SV_YTD	Sales Value YTD	SUM(CRFMP.SV) OVER HIERARCHY ("TIME".HTBSNS BETWEEN UNBOUNDED PRECEDING AND CURRENT MEMBER WITHIN ANCESTOR AT LEVEL "TIME".BSNS_YR)

Customer RFMP DC Cube: CRFMPDC

This Cube contains the Customer RFMP Distinct Count Measures like Customer Count and Customer Attribute Counts like City Count, State Count, Country Count, and so on.

Physical Name: CRFMPDC

Dimensionality

The Customer RFMP DC Cube is loaded from the relational schema at these dimension levels.

Customer RFMP DC Cube Dimensions

OLAP Cube	Dimension Number	OLAP Dimension	OLAP Dimension Type
Customer RFMP DC Cube: CRFMPDC	1	Organization: ORGANIZATION	STANDARD
Customer RFMP DC Cube: CRFMPDC	2	RFMP: RFMP	STANDARD
Customer RFMP DC Cube: CRFMPDC	3	Time: TIME	TIME
Customer RFMP DC Cube: CRFMPDC	4	Customer: CUSTOMER	STANDARD

Aggregation, Load Information

Customer RFMP DC Cube Aggregation, Load Information

OLAP Cube	Order	OLAP Dimension	Operator	Aggregate from Level
Customer RFMP DC Cube: CRFMPDC	1	Organization: ORGANIZATION	MAX	Default
Customer RFMP DC Cube: CRFMPDC	2	RFMP: RFMP	MAX	Default
Customer RFMP DC Cube: CRFMPDC	3	Time: TIME	MAX	Default
Customer RFMP DC Cube: CRFMPDC	4	Customer: CUSTOMER	SUM	Default

Cube Name	Physical Name	Logical Name	Expression / Calculation
Customer RFMP DC Cube: CRFMPDC	CUST_CNT_TCUST	Customer Count - Total Customer	OLAP_DML_EXPRESSION('ROUND(CRFMPDC_CUST_CNT / CRFMPDC_CUST_CNT_SHARE_TCUST, 0)', NUMBER)
Customer RFMP DC Cube: CRFMPDC	CUST_CNT_TCUST_BSNS_YR	Customer Count - Total Customer, Bsns Yr	OLAP_DML_EXPRESSION('QUAL(CRFMPDC_CUST_CNT, CUSTOMER limit(CUSTOMER to CUSTOMER_LEVELREL "TCUST"), TIME limit(limit(TIME to ANCESTORS USING TIME_PARENTREL TIME(TIME TIME)) KEEP TIME_LEVELREL eq "BSNS_YR"))', NUMBER)
Customer RFMP DC Cube: CRFMPDC	CUST_CNT_TCUST_TRFMP_TORG	Customer Count - Total Cust, Total RFMP, Total Org	OLAP_DML_EXPRESSION('QUAL(CRFMPDC_CUST_CNT, TIME TIME(TIME TIME), CUSTOMER limit(CUSTOMER to CUSTOMER_LEVELREL "TCUST"), RFMP limit(RFMP to RFMP_LEVELREL "TRFMP"), ORGANIZATION limit(ORGANIZATION to ORGANIZATION_LEVELREL "TORG"))', NUMBER)
Customer RFMP DC Cube: CRFMPDC	CUST_CNT_TRFMP	Customer Count - Total RFMP	OLAP_DML_EXPRESSION('QUAL(CRFMPDC_CUST_CNT, RFMP limit(limit(RFMP to ANCESTORS USING RFMP_PARENTREL RFMP(RFMP RFMP)) KEEP RFMP_LEVELREL eq "TRFMP"))', NUMBER)
Customer RFMP DC Cube: CRFMPDC	CUST_TYP_CNT	Count of Customer Types	OLAP_DML_EXPRESSION('chgdims(chgdims(chgdims(chgdims(chgdims(chgdims(chgdims(chgdims(chgdims(statlen(limit(customer_cust_typ_index to customer_cust_typ)) limit limit(customer keep crfmpdc_prt_template)) limit limit(customer to bottomdescendants using RELATION customer_parentrel QUALIFY customer_hierlist "HCUSTTYP")) limit limit(customer to customer+0)) limit limit(rfmp to rfmp+0)) limit limit(time to time+0)) limit limit(organization to organization+0)) limit limit(crfmpdc_measure_dim to "CUST_CNT")) to time organization rfmp customer)', NUMBER)
Customer RFMP DC Cube: CRFMPDC	STATE_CNT	Count of States	OLAP_DML_EXPRESSION('chgdims(chgdims(chgdims(chgdims(chgdims(chgdims(chgdims(chgdims(chgdims(statlen(limit(customer_state_index to customer_state)) limit limit(customer keep crfmpdc_prt_template)) limit limit(customer to bottomdescendants using RELATION customer_parentrel QUALIFY customer_hierlist "HCUSTTYP")) limit limit(customer to customer+0)) limit limit(rfmp to rfmp+0)) limit limit(time to time+0)) limit limit(organization to organization+0)) limit limit(crfmpdc_measure_dim to "CUST_CNT")) to time organization rfmp customer)', NUMBER)

Customer SKU Sale Return Cube: CSSR

This Cube contains Customer SKU Sales Return Measures.

Physical Name: CSSR

Dimensionality

The CSSR Cube is loaded from the relational schema at these dimension levels.

Customer SKU Sales Return Cube Dimensions

OLAP Cube	Dimension Number	OLAP Dimension	OLAP Dimension Type
Customer SKU Sale Return Cube: CSSR	1	Time: TIME	TIME
Customer SKU Sale Return Cube: CSSR	2	Product: PRODUCT	STANDARD
Customer SKU Sale Return Cube: CSSR	3	Post Code: POSTCD	STANDARD
Customer SKU Sale Return Cube: CSSR	4	Organization: ORGANIZATION	STANDARD

OLAP Cube	Dimension Number	OLAP Dimension	OLAP Dimension Type
Customer SKU Sale Return Cube: CSSR	5	Customer: CUSTOMER	STANDARD

Aggregation, Load Information

Customer SKU Sales Return Cube Aggregation, Load Information

OLAP Cube	Order	OLAP Dimension	Operator	Aggregate from Level
Customer SKU Sale Return Cube: CSSR	1	Time: TIME	SUM	Default
Customer SKU Sale Return Cube: CSSR	2	Product: PRODUCT	SUM	Default
Customer SKU Sale Return Cube: CSSR	3	Post Code: POSTCD	SUM	Default
Customer SKU Sale Return Cube: CSSR	4	Organization: ORGANIZATION	SUM	Default
Customer SKU Sale Return Cube: CSSR	5	Customer: CUSTOMER	SUM	Default

Base Measures with Description, Logical Name and Mapping Expression

Customer SKU Sales Return Cube Base Measures

Cube Name	Physical Name	Logical Name	Mapping Expression
Customer SKU Sale Return Cube: CSSR	DA	Discount Amount	DWD_CUST_SKU_SL_RETRN_DAY.DISC_AMT
Customer SKU Sale Return Cube: CSSR	ICA	Item Cost Amount	DWD_CUST_SKU_SL_RETRN_DAY.ITEM_COST_AMT
Customer SKU Sale Return Cube: CSSR	NA	Net Amount	DWD_CUST_SKU_SL_RETRN_DAY.NET_AMT
Customer SKU Sale Return Cube: CSSR	PA	Profit Amount	DWD_CUST_SKU_SL_RETRN_DAY.PRFT_AMT
Customer SKU Sale Return Cube: CSSR	QTY	Quantity	DWD_CUST_SKU_SL_RETRN_DAY.QTY
Customer SKU Sale Return Cube: CSSR	RA	Return Amount	DWD_CUST_SKU_SL_RETRN_DAY.RETRN_AMT
Customer SKU Sale Return Cube: CSSR	SA	Sale Amount	DWD_CUST_SKU_SL_RETRN_DAY.SL_AMT
Customer SKU Sale Return Cube: CSSR	TA	Tax Amount	DWD_CUST_SKU_SL_RETRN_DAY.TAX_AMT

Derived Measure with Description, Logical Name and Expression / Calculation

Customer SKU Sales Return Cube Derived Measures

Cube Name	Physical Name	Logical Name	Expression / Calculation
Customer SKU Sale Return Cube: CSSR	DA_LP	Discount Amount Last Period	LAG(CSSR.DA, 1) OVER HIERARCHY ("TIME".HTBSNS)
Customer SKU Sale Return Cube: CSSR	DA_LP_CHG	Discount Amount Last Period Change	LAG_VARIANCE(CSSR.DA, 1) OVER HIERARCHY ("TIME".HTBSNS)
Customer SKU Sale Return Cube: CSSR	DA_LP_PCT_CHG	Discount Amount Last Period % Change	LAG_VARIANCE_PERCENT(CSSR.DA, 1) OVER HIERARCHY ("TIME".HTBSNS)
Customer SKU Sale Return Cube: CSSR	DA_LY	Discount Amount Last Year	LAG(CSSR.DA, 1) OVER HIERARCHY ("TIME".HTBSNS BY ANCESTOR AT LEVEL "TIME".HTBSNS.BSNS_YR POSITION FROM BEGINNING)
Customer SKU Sale Return Cube: CSSR	DA_LY_CHG	Discount Amount Last Year Change	LAG_VARIANCE(CSSR.DA, 1) OVER HIERARCHY ("TIME".HTBSNS BY ANCESTOR AT LEVEL "TIME".HTBSNS.BSNS_YR POSITION FROM BEGINNING)
Customer SKU Sale Return Cube: CSSR	DA_LY_PCT_CHG	Discount Amount Last Year % Change	LAG_VARIANCE_PERCENT(CSSR.DA, 1) OVER HIERARCHY ("TIME".HTBSNS BY ANCESTOR AT LEVEL "TIME".HTBSNS.BSNS_YR POSITION FROM BEGINNING)

Cube Name	Physical Name	Logical Name	Expression / Calculation
Customer SKU Sale Return Cube: CSSR	DA_YTD	Discount Amount YTD	SUM(CSSR.DA) OVER HIERARCHY ("TIME".HTBSNS BETWEEN UNBOUNDED PRECEDING AND CURRENT MEMBER WITHIN ANCESTOR AT LEVEL "TIME".BSNS_YR)
Customer SKU Sale Return Cube: CSSR	DA_YTD_LY	Discount Amount YTD Last Year	LAG(CSSR.DA_YTD, 1) OVER HIERARCHY ("TIME".HTBSNS BY ANCESTOR AT LEVEL "TIME".HTBSNS.BSNS_YR POSITION FROM BEGINNING)
Customer SKU Sale Return Cube: CSSR	DA_YTD_LY_CHG	Discount Amount YTD Last Year Change	LAG(CSSR.DA_YTD, 1) OVER HIERARCHY ("TIME".HTBSNS BY ANCESTOR AT LEVEL "TIME".HTBSNS.BSNS_YR POSITION FROM BEGINNING)
Customer SKU Sale Return Cube: CSSR	DA_YTD_LY_PCT_CHG	Discount Amount YTD Last Year % Change	LAG_VARIANCE_PERCENT(CSSR.DA_YTD, 1) OVER HIERARCHY ("TIME".HTBSNS BY ANCESTOR AT LEVEL "TIME".HTBSNS.BSNS_YR POSITION FROM BEGINNING)
Customer SKU Sale Return Cube: CSSR	ICA_LP	Item Cost Amount Last Period	LAG(CSSR.ICA, 1) OVER HIERARCHY ("TIME".HTBSNS)
Customer SKU Sale Return Cube: CSSR	ICA_LP_CHG	Item Cost Amount Last Period Change	LAG_VARIANCE(CSSR.ICA, 1) OVER HIERARCHY ("TIME".HTBSNS)
Customer SKU Sale Return Cube: CSSR	ICA_LP_PCT_CHG	Item Cost Amount Last Period % Change	LAG_VARIANCE_PERCENT(CSSR.ICA, 1) OVER HIERARCHY ("TIME".HTBSNS)
Customer SKU Sale Return Cube: CSSR	ICA_LY	Item Cost Amount Last Year	LAG(CSSR.ICA, 1) OVER HIERARCHY ("TIME".HTBSNS BY ANCESTOR AT LEVEL "TIME".HTBSNS.BSNS_YR POSITION FROM BEGINNING)
Customer SKU Sale Return Cube: CSSR	ICA_LY_CHG	Item Cost Amount Last Year Change	LAG_VARIANCE(CSSR.ICA, 1) OVER HIERARCHY ("TIME".HTBSNS BY ANCESTOR AT LEVEL "TIME".HTBSNS.BSNS_YR POSITION FROM BEGINNING)
Customer SKU Sale Return Cube: CSSR	ICA_LY_PCT_CHG	Item Cost Amount Last Year % Change	LAG_VARIANCE_PERCENT(CSSR.ICA, 1) OVER HIERARCHY ("TIME".HTBSNS BY ANCESTOR AT LEVEL "TIME".HTBSNS.BSNS_YR POSITION FROM BEGINNING)
Customer SKU Sale Return Cube: CSSR	ICA_YTD	Item Cost Amount YTD	SUM(CSSR.ICA) OVER HIERARCHY ("TIME".HTBSNS BETWEEN UNBOUNDED PRECEDING AND CURRENT MEMBER WITHIN ANCESTOR AT LEVEL "TIME".BSNS_YR)
Customer SKU Sale Return Cube: CSSR	ICA_YTD_LY	Item Cost Amount YTD Last Year	LAG(CSSR.ICA_YTD, 1) OVER HIERARCHY ("TIME".HTBSNS BY ANCESTOR AT LEVEL "TIME".HTBSNS.BSNS_YR POSITION FROM BEGINNING)
Customer SKU Sale Return Cube: CSSR	ICA_YTD_LY_CHG	Item Cost Amount YTD Last Year Change	LAG(CSSR.ICA_YTD, 1) OVER HIERARCHY ("TIME".HTBSNS BY ANCESTOR AT LEVEL "TIME".HTBSNS.BSNS_YR POSITION FROM BEGINNING)
Customer SKU Sale Return Cube: CSSR	ICA_YTD_LY_PCT_CHG	Item Cost Amount YTD Last Year % Change	LAG_VARIANCE_PERCENT(CSSR.ICA_YTD, 1) OVER HIERARCHY ("TIME".HTBSNS BY ANCESTOR AT LEVEL "TIME".HTBSNS.BSNS_YR POSITION FROM BEGINNING)
Customer SKU Sale Return Cube: CSSR	NA_LP	Net Amount Last Period	LAG(CSSR.NA, 1) OVER HIERARCHY ("TIME".HTBSNS)
Customer SKU Sale Return Cube: CSSR	NA_LP_CHG	Net Amount Last Period Change	LAG_VARIANCE(CSSR.NA, 1) OVER HIERARCHY ("TIME".HTBSNS)
Customer SKU Sale Return Cube: CSSR	NA_LP_PCT_CHG	Net Amount Last Period % Change	LAG_VARIANCE_PERCENT(CSSR.NA, 1) OVER HIERARCHY ("TIME".HTBSNS)
Customer SKU Sale Return Cube: CSSR	NA_LY	Net Amount Last Year	LAG(CSSR.NA, 1) OVER HIERARCHY ("TIME".HTBSNS BY ANCESTOR AT LEVEL "TIME".HTBSNS.BSNS_YR POSITION FROM BEGINNING)
Customer SKU Sale Return Cube: CSSR	NA_LY_CHG	Net Amount Last Year Change	LAG_VARIANCE(CSSR.NA, 1) OVER HIERARCHY ("TIME".HTBSNS BY ANCESTOR AT LEVEL "TIME".HTBSNS.BSNS_YR POSITION FROM BEGINNING)
Customer SKU Sale Return Cube: CSSR	NA_LY_PCT_CHG	Net Amount Last Year % Change	LAG_VARIANCE_PERCENT(CSSR.NA, 1) OVER HIERARCHY ("TIME".HTBSNS BY ANCESTOR AT LEVEL "TIME".HTBSNS.BSNS_YR POSITION FROM BEGINNING)

Cube Name	Physical Name	Logical Name	Expression / Calculation
Customer SKU Sale Return Cube: CSSR	NA_YTD	Net Amount YTD	SUM(CSSR.NA) OVER HIERARCHY ("TIME".HTBSNS BETWEEN UNBOUNDED PRECEDING AND CURRENT MEMBER WITHIN ANCESTOR AT LEVEL "TIME".BSNS_YR)
Customer SKU Sale Return Cube: CSSR	NA_YTD_LY	Net Amount YTD Last Year	LAG(CSSR.NA_YTD, 1) OVER HIERARCHY ("TIME".HTBSNS BY ANCESTOR AT LEVEL "TIME".HTBSNS.BSNS_YR POSITION FROM BEGINNING)
Customer SKU Sale Return Cube: CSSR	NA_YTD_LY_CHG	Net Amount YTD Last Year Change	LAG(CSSR.NA_YTD, 1) OVER HIERARCHY ("TIME".HTBSNS BY ANCESTOR AT LEVEL "TIME".HTBSNS.BSNS_YR POSITION FROM BEGINNING)
Customer SKU Sale Return Cube: CSSR	NA_YTD_LY_PCT_CHG	Net Amount YTD Last Year % Change	LAG_VARIANCE_PERCENT(CSSR.NA_YTD, 1) OVER HIERARCHY ("TIME".HTBSNS BY ANCESTOR AT LEVEL "TIME".HTBSNS.BSNS_YR POSITION FROM BEGINNING)
Customer SKU Sale Return Cube: CSSR	PA_LP	PA Last Period	LAG(CSSR.PA, 1) OVER HIERARCHY ("TIME".HTBSNS)
Customer SKU Sale Return Cube: CSSR	PA_LP_CHG	PA Last Period Change	LAG_VARIANCE(CSSR.PA, 1) OVER HIERARCHY ("TIME".HTBSNS)
Customer SKU Sale Return Cube: CSSR	PA_LP_PCT_CHG	PA Last Period % Change	LAG_VARIANCE_PERCENT(CSSR.PA, 1) OVER HIERARCHY ("TIME".HTBSNS)
Customer SKU Sale Return Cube: CSSR	PA_LY	PA Last Year	LAG(CSSR.PA, 1) OVER HIERARCHY ("TIME".HTBSNS BY ANCESTOR AT LEVEL "TIME".HTBSNS.BSNS_YR POSITION FROM BEGINNING)
Customer SKU Sale Return Cube: CSSR	PA_LY_CHG	PA Last Year Change	LAG_VARIANCE(CSSR.PA, 1) OVER HIERARCHY ("TIME".HTBSNS BY ANCESTOR AT LEVEL "TIME".HTBSNS.BSNS_YR POSITION FROM BEGINNING)
Customer SKU Sale Return Cube: CSSR	PA_LY_PCT_CHG	Profit Amount Last Year % Change	LAG_VARIANCE_PERCENT(CSSR.PA, 1) OVER HIERARCHY ("TIME".HTBSNS BY ANCESTOR AT LEVEL "TIME".HTBSNS.BSNS_YR POSITION FROM BEGINNING)
Customer SKU Sale Return Cube: CSSR	PA_YTD	Profit Amount YTD	SUM(CSSR.PA) OVER HIERARCHY ("TIME".HTBSNS BETWEEN UNBOUNDED PRECEDING AND CURRENT MEMBER WITHIN ANCESTOR AT LEVEL "TIME".BSNS_YR)
Customer SKU Sale Return Cube: CSSR	PA_YTD_LY	Profit Amount YTD Last Year	LAG(CSSR.PA_YTD, 1) OVER HIERARCHY ("TIME".HTBSNS BY ANCESTOR AT LEVEL "TIME".HTBSNS.BSNS_YR POSITION FROM BEGINNING)
Customer SKU Sale Return Cube: CSSR	PA_YTD_LY_CHG	Profit Amount YTD Last Year Change	LAG(CSSR.PA_YTD, 1) OVER HIERARCHY ("TIME".HTBSNS BY ANCESTOR AT LEVEL "TIME".HTBSNS.BSNS_YR POSITION FROM BEGINNING)
Customer SKU Sale Return Cube: CSSR	PA_YTD_LY_PCT_CHG	Profit Amount YTD Last Year % Change	LAG_VARIANCE_PERCENT(CSSR.PA_YTD, 1) OVER HIERARCHY ("TIME".HTBSNS BY ANCESTOR AT LEVEL "TIME".HTBSNS.BSNS_YR POSITION FROM BEGINNING)
Customer SKU Sale Return Cube: CSSR	QTY_LP	Quantity Last Period	LAG(CSSR.QTY, 1) OVER HIERARCHY ("TIME".HTBSNS)
Customer SKU Sale Return Cube: CSSR	QTY_LP_CHG	Quantity Last Period Change	LAG_VARIANCE(CSSR.QTY, 1) OVER HIERARCHY ("TIME".HTBSNS)
Customer SKU Sale Return Cube: CSSR	QTY_LP_PCT_CHG	Quantity Last Period % Change	LAG_VARIANCE_PERCENT(CSSR.QTY, 1) OVER HIERARCHY ("TIME".HTBSNS)
Customer SKU Sale Return Cube: CSSR	QTY_LY	Quantity Last Year	LAG(CSSR.QTY, 1) OVER HIERARCHY ("TIME".HTBSNS BY ANCESTOR AT LEVEL "TIME".HTBSNS.BSNS_YR POSITION FROM BEGINNING)
Customer SKU Sale Return Cube: CSSR	QTY_LY_CHG	Quantity Last Year Change	LAG_VARIANCE(CSSR.QTY, 1) OVER HIERARCHY ("TIME".HTBSNS BY ANCESTOR AT LEVEL "TIME".HTBSNS.BSNS_YR POSITION FROM BEGINNING)
Customer SKU Sale Return Cube: CSSR	QTY_LY_PCT_CHG	Quantity Last Year % Change	LAG_VARIANCE_PERCENT(CSSR.QTY, 1) OVER HIERARCHY ("TIME".HTBSNS BY ANCESTOR AT LEVEL "TIME".HTBSNS.BSNS_YR POSITION FROM BEGINNING)

Cube Name	Physical Name	Logical Name	Expression / Calculation
Customer SKU Sale Return Cube: CSSR	QTY_YTD	Quantity YTD	SUM(CSSR.QTY) OVER HIERARCHY ("TIME".HTBSNS BETWEEN UNBOUNDED PRECEDING AND CURRENT MEMBER WITHIN ANCESTOR AT LEVEL "TIME".BSNS_YR)
Customer SKU Sale Return Cube: CSSR	QTY_YTD_LY	Quantity YTD Last Year	LAG(CSSR.QTY_YTD, 1) OVER HIERARCHY ("TIME".HTBSNS BY ANCESTOR AT LEVEL "TIME".HTBSNS.BSNS_YR POSITION FROM BEGINNING)
Customer SKU Sale Return Cube: CSSR	QTY_YTD_LY_CHG	Quantity YTD Last Year Change	LAG(CSSR.QTY_YTD, 1) OVER HIERARCHY ("TIME".HTBSNS BY ANCESTOR AT LEVEL "TIME".HTBSNS.BSNS_YR POSITION FROM BEGINNING)
Customer SKU Sale Return Cube: CSSR	QTY_YTD_LY_PCT_CHG	QTY YTD Last Year % Change	LAG_VARIANCE_PERCENT(CSSR.QTY_YTD, 1) OVER HIERARCHY ("TIME".HTBSNS BY ANCESTOR AT LEVEL "TIME".HTBSNS.BSNS_YR POSITION FROM BEGINNING)
Customer SKU Sale Return Cube: CSSR	RANK_DA_CUSTOMER	Discount Amount Rank Customer	RANK() OVER (HIERARCHY CUSTOMER.HCUSTCLSTR ORDER BY CSSR.DA DESC NULLS LAST WITHIN PARENT)
Customer SKU Sale Return Cube: CSSR	RANK_DA_ORG	Discount Amount Rank Organization	RANK() OVER (HIERARCHY ORGANIZATION.HORG ORDER BY CSSR.DA DESC NULLS LAST WITHIN PARENT)
Customer SKU Sale Return Cube: CSSR	RANK_DA_POSTCD	Discount Amount Rank Post Cd	RANK() OVER (HIERARCHY POSTCD.HPOSTCD ORDER BY CSSR.DA DESC NULLS LAST WITHIN PARENT)
Customer SKU Sale Return Cube: CSSR	RANK_DA_PRODUCT	Discount Amount Rank Product	RANK() OVER (HIERARCHY PRODUCT.HPROD ORDER BY CSSR.DA DESC NULLS LAST WITHIN PARENT)
Customer SKU Sale Return Cube: CSSR	RANK_ICA_CUSTOMER	Item Cost Amount Rank Customer	RANK() OVER (HIERARCHY CUSTOMER.HCUSTCLSTR ORDER BY CSSR.ICA DESC NULLS LAST WITHIN PARENT)
Customer SKU Sale Return Cube: CSSR	RANK_ICA_ORG	Item Cost Amount Rank Organization	RANK() OVER (HIERARCHY ORGANIZATION.HORG ORDER BY CSSR.ICA DESC NULLS LAST WITHIN PARENT)
Customer SKU Sale Return Cube: CSSR	RANK_ICA_POSTCD	Item Cost Amount Rank Post Cd	RANK() OVER (HIERARCHY POSTCD.HPOSTCD ORDER BY CSSR.ICA DESC NULLS LAST WITHIN PARENT)
Customer SKU Sale Return Cube: CSSR	RANK_ICA_PRODUCT	Item Cost Amount Rank Product	RANK() OVER (HIERARCHY PRODUCT.HPROD ORDER BY CSSR.ICA DESC NULLS LAST WITHIN PARENT)
Customer SKU Sale Return Cube: CSSR	RANK_NA_CUSTOMER	Net Amount Rank Customer	RANK() OVER (HIERARCHY CUSTOMER.HCUSTCLSTR ORDER BY CSSR.NA DESC NULLS LAST WITHIN PARENT)
Customer SKU Sale Return Cube: CSSR	RANK_NA_ORG	Net Amount Rank Organization	RANK() OVER (HIERARCHY ORGANIZATION.HORG ORDER BY CSSR.NA DESC NULLS LAST WITHIN PARENT)
Customer SKU Sale Return Cube: CSSR	RANK_NA_POSTCD	Net Amount Rank Post Cd	RANK() OVER (HIERARCHY POSTCD.HPOSTCD ORDER BY CSSR.NA DESC NULLS LAST WITHIN PARENT)
Customer SKU Sale Return Cube: CSSR	RANK_NA_PRODUCT	Net Amount Rank Product	RANK() OVER (HIERARCHY PRODUCT.HPROD ORDER BY CSSR.NA DESC NULLS LAST WITHIN PARENT)
Customer SKU Sale Return Cube: CSSR	RANK_PA_CUSTOMER	Profit Amount Rank Customer	RANK() OVER (HIERARCHY CUSTOMER.HCUSTCLSTR ORDER BY CSSR.PA DESC NULLS LAST WITHIN PARENT)
Customer SKU Sale Return Cube: CSSR	RANK_PA_ORG	Profit Amount Rank Organization	RANK() OVER (HIERARCHY ORGANIZATION.HORG ORDER BY CSSR.PA DESC NULLS LAST WITHIN PARENT)
Customer SKU Sale Return Cube: CSSR	RANK_PA_POSTCD	Profit Amount Rank Post Cd	RANK() OVER (HIERARCHY POSTCD.HPOSTCD ORDER BY CSSR.PA DESC NULLS LAST WITHIN PARENT)
Customer SKU Sale Return Cube: CSSR	RANK_PA_PRODUCT	Profit Amount Rank Product	RANK() OVER (HIERARCHY PRODUCT.HPROD ORDER BY CSSR.PA DESC NULLS LAST WITHIN PARENT)
Customer SKU Sale Return Cube: CSSR	RANK_QTY_CUSTOMER	Quantity Rank Customer	RANK() OVER (HIERARCHY CUSTOMER.HCUSTCLSTR ORDER BY CSSR.QTY DESC NULLS LAST WITHIN PARENT)
Customer SKU Sale Return Cube: CSSR	RANK_QTY_ORG	Quantity Rank Organization	RANK() OVER (HIERARCHY ORGANIZATION.HORG ORDER BY CSSR.QTY DESC NULLS LAST WITHIN PARENT)
Customer SKU Sale Return Cube: CSSR	RANK_QTY_POSTCD	Quantity Rank Post Cd	RANK() OVER (HIERARCHY POSTCD.HPOSTCD ORDER BY CSSR.QTY DESC NULLS LAST WITHIN PARENT)
Customer SKU Sale Return Cube: CSSR	RANK_QTY_PRODUCT	Quantity Rank Product	RANK() OVER (HIERARCHY PRODUCT.HPROD ORDER BY CSSR.QTY DESC NULLS LAST WITHIN PARENT)

Cube Name	Physical Name	Logical Name	Expression / Calculation
Customer SKU Sale Return Cube: CSSR	RANK_RA_CUSTOMER	Return Amount Rank Customer	RANK() OVER (HIERARCHY CUSTOMER.HCUSTCLSTR ORDER BY CSSR.RA DESC NULLS LAST WITHIN PARENT)
Customer SKU Sale Return Cube: CSSR	RANK_RA_ORG	Return Amount Rank Organization	RANK() OVER (HIERARCHY ORGANIZATION.HORG ORDER BY CSSR.RA DESC NULLS LAST WITHIN PARENT)
Customer SKU Sale Return Cube: CSSR	RANK_RA_POSTCD	Return Amount Rank Post Cd	RANK() OVER (HIERARCHY POSTCD.HPOSTCD ORDER BY CSSR.RA DESC NULLS LAST WITHIN PARENT)
Customer SKU Sale Return Cube: CSSR	RANK_RA_PRODUCT	Return Amount Rank Product	RANK() OVER (HIERARCHY PRODUCT.HPROD ORDER BY CSSR.RA DESC NULLS LAST WITHIN PARENT)
Customer SKU Sale Return Cube: CSSR	RANK_SA_CUSTOMER	Sale Amount Rank Customer	RANK() OVER (HIERARCHY CUSTOMER.HCUSTCLSTR ORDER BY CSSR.SA DESC NULLS LAST WITHIN PARENT)
Customer SKU Sale Return Cube: CSSR	RANK_SA_ORG	Sale Amount Rank Organization	RANK() OVER (HIERARCHY ORGANIZATION.HORG ORDER BY CSSR.SA DESC NULLS LAST WITHIN PARENT)
Customer SKU Sale Return Cube: CSSR	RANK_SA_POSTCD	Sale Amount Rank Post Cd	RANK() OVER (HIERARCHY POSTCD.HPOSTCD ORDER BY CSSR.SA DESC NULLS LAST WITHIN PARENT)
Customer SKU Sale Return Cube: CSSR	RANK_SA_PRODUCT	Sale Amount Rank Product	RANK() OVER (HIERARCHY PRODUCT.HPROD ORDER BY CSSR.SA DESC NULLS LAST WITHIN PARENT)
Customer SKU Sale Return Cube: CSSR	RANK_TA_CUSTOMER	Tax Amount Rank Customer	RANK() OVER (HIERARCHY CUSTOMER.HCUSTCLSTR ORDER BY CSSR.TA DESC NULLS LAST WITHIN PARENT)
Customer SKU Sale Return Cube: CSSR	RANK_TA_ORG	Tax Amount Rank Organization	RANK() OVER (HIERARCHY ORGANIZATION.HORG ORDER BY CSSR.TA DESC NULLS LAST WITHIN PARENT)
Customer SKU Sale Return Cube: CSSR	RANK_TA_POSTCD	Tax Amount Rank Post Cd	RANK() OVER (HIERARCHY POSTCD.HPOSTCD ORDER BY CSSR.TA DESC NULLS LAST WITHIN PARENT)
Customer SKU Sale Return Cube: CSSR	RANK_TA_PRODUCT	Tax Amount Rank Product	RANK() OVER (HIERARCHY PRODUCT.HPROD ORDER BY CSSR.TA DESC NULLS LAST WITHIN PARENT)
Customer SKU Sale Return Cube: CSSR	RA_LP	RA Last Period	LAG(CSSR.RA, 1) OVER HIERARCHY ("TIME".HTBSNS)
Customer SKU Sale Return Cube: CSSR	RA_LP_CHG	RA Last Period Change	LAG_VARIANCE(CSSR.RA, 1) OVER HIERARCHY ("TIME".HTBSNS)
Customer SKU Sale Return Cube: CSSR	RA_LP_PCT_CHG	Return Amount Last Period % Change	LAG_VARIANCE_PERCENT(CSSR.RA, 1) OVER HIERARCHY ("TIME".HTBSNS)
Customer SKU Sale Return Cube: CSSR	RA_LY	RA Last Year	LAG(CSSR.RA, 1) OVER HIERARCHY ("TIME".HTBSNS BY ANCESTOR AT LEVEL "TIME".HTBSNS.BSNS_YR POSITION FROM BEGINNING)
Customer SKU Sale Return Cube: CSSR	RA_LY_CHG	Return Amount Last Year Change	LAG_VARIANCE(CSSR.RA, 1) OVER HIERARCHY ("TIME".HTBSNS BY ANCESTOR AT LEVEL "TIME".HTBSNS.BSNS_YR POSITION FROM BEGINNING)
Customer SKU Sale Return Cube: CSSR	RA_LY_PCT_CHG	Return Amount Last Year % Change	LAG_VARIANCE_PERCENT(CSSR.RA, 1) OVER HIERARCHY ("TIME".HTBSNS BY ANCESTOR AT LEVEL "TIME".HTBSNS.BSNS_YR POSITION FROM BEGINNING)
Customer SKU Sale Return Cube: CSSR	RA_YTD	Return Amount YTD	SUM(CSSR.RA) OVER HIERARCHY ("TIME".HTBSNS BETWEEN UNBOUNDED PRECEDING AND CURRENT MEMBER WITHIN ANCESTOR AT LEVEL "TIME".BSNS_YR)
Customer SKU Sale Return Cube: CSSR	RA_YTD_LY	Return Amount YTD Last Year	LAG(CSSR.RA_YTD, 1) OVER HIERARCHY ("TIME".HTBSNS BY ANCESTOR AT LEVEL "TIME".HTBSNS.BSNS_YR POSITION FROM BEGINNING)
Customer SKU Sale Return Cube: CSSR	RA_YTD_LY_CHG	Return Amount YTD Last Year Change	LAG(CSSR.RA_YTD, 1) OVER HIERARCHY ("TIME".HTBSNS BY ANCESTOR AT LEVEL "TIME".HTBSNS.BSNS_YR POSITION FROM BEGINNING)
Customer SKU Sale Return Cube: CSSR	RA_YTD_LY_PCT_CHG	Return Amount YTD Last Year % Change	LAG_VARIANCE_PERCENT(CSSR.RA_YTD, 1) OVER HIERARCHY ("TIME".HTBSNS BY ANCESTOR AT LEVEL "TIME".HTBSNS.BSNS_YR POSITION FROM BEGINNING)
Customer SKU Sale Return Cube: CSSR	SA_LP	SA Last Period	LAG(CSSR.SA, 1) OVER HIERARCHY ("TIME".HTBSNS)

Cube Name	Physical Name	Logical Name	Expression / Calculation
Customer SKU Sale Return Cube: CSSR	SA_LP_CHG	Sale Amount Last Period Change	LAG_VARIANCE(CSSR.SA, 1) OVER HIERARCHY ("TIME".HTBSNS)
Customer SKU Sale Return Cube: CSSR	SA_LP_PCT_CHG	Sale Amount Last Period % Change	LAG_VARIANCE_PERCENT(CSSR.SA, 1) OVER HIERARCHY ("TIME".HTBSNS)
Customer SKU Sale Return Cube: CSSR	SA_LY	Sale Amount Last Year	LAG(CSSR.SA, 1) OVER HIERARCHY ("TIME".HTBSNS BY ANCESTOR AT LEVEL "TIME".HTBSNS.BSNS_YR POSITION FROM BEGINNING)
Customer SKU Sale Return Cube: CSSR	SA_LY_CHG	Sale Amount Last Year Change	LAG_VARIANCE(CSSR.SA, 1) OVER HIERARCHY ("TIME".HTBSNS BY ANCESTOR AT LEVEL "TIME".HTBSNS.BSNS_YR POSITION FROM BEGINNING)
Customer SKU Sale Return Cube: CSSR	SA_LY_PCT_CHG	Sale Amount Last Year % Change	LAG_VARIANCE_PERCENT(CSSR.SA, 1) OVER HIERARCHY ("TIME".HTBSNS BY ANCESTOR AT LEVEL "TIME".HTBSNS.BSNS_YR POSITION FROM BEGINNING)
Customer SKU Sale Return Cube: CSSR	SA_YTD	Sale Amount YTD	SUM(CSSR.SA) OVER HIERARCHY ("TIME".HTBSNS BETWEEN UNBOUNDED PRECEDING AND CURRENT MEMBER WITHIN ANCESTOR AT LEVEL "TIME".BSNS_YR)
Customer SKU Sale Return Cube: CSSR	SA_YTD_LY	Sale Amount YTD Last Year	LAG(CSSR.SA_YTD, 1) OVER HIERARCHY ("TIME".HTBSNS BY ANCESTOR AT LEVEL "TIME".HTBSNS.BSNS_YR POSITION FROM BEGINNING)
Customer SKU Sale Return Cube: CSSR	SA_YTD_LY_CHG	Sale Amount YTD Last Year Change	LAG(CSSR.SA_YTD, 1) OVER HIERARCHY ("TIME".HTBSNS BY ANCESTOR AT LEVEL "TIME".HTBSNS.BSNS_YR POSITION FROM BEGINNING)
Customer SKU Sale Return Cube: CSSR	SA_YTD_LY_PCT_CHG	Sale Amount YTD Last Year % Change	LAG_VARIANCE_PERCENT(CSSR.SA_YTD, 1) OVER HIERARCHY ("TIME".HTBSNS BY ANCESTOR AT LEVEL "TIME".HTBSNS.BSNS_YR POSITION FROM BEGINNING)
Customer SKU Sale Return Cube: CSSR	SHR_DA_CUSTOMER	Discount Amount Share Customer	SHARE(CSSR.DA OF HIERARCHY CUSTOMER.HCUSTCLSTR PARENT)
Customer SKU Sale Return Cube: CSSR	SHR_DA_ORG	Discount Amount Share Organization	SHARE(CSSR.DA OF HIERARCHY ORGANIZATION.HORG PARENT)
Customer SKU Sale Return Cube: CSSR	SHR_DA_POSTCD	Discount Amount Share Post Cd	SHARE(CSSR.DA OF HIERARCHY POSTCD.HPOSTCD PARENT)
Customer SKU Sale Return Cube: CSSR	SHR_DA_PRODUCT	Discount Amount Share Product	SHARE(CSSR.DA OF HIERARCHY PRODUCT.HPROD PARENT)
Customer SKU Sale Return Cube: CSSR	SHR_ICA_CUSTOMER	Item Cost Amount Share Customer	SHARE(CSSR.ICA OF HIERARCHY CUSTOMER.HCUSTCLSTR PARENT)
Customer SKU Sale Return Cube: CSSR	SHR_ICA_ORG	Item Cost Amount Share Organization	SHARE(CSSR.ICA OF HIERARCHY ORGANIZATION.HORG PARENT)
Customer SKU Sale Return Cube: CSSR	SHR_ICA_POSTCD	Item Cost Amount Share Post Cd	SHARE(CSSR.ICA OF HIERARCHY POSTCD.HPOSTCD PARENT)
Customer SKU Sale Return Cube: CSSR	SHR_ICA_PRODUCT	Item Cost Amount Share Product	SHARE(CSSR.ICA OF HIERARCHY PRODUCT.HPROD PARENT)
Customer SKU Sale Return Cube: CSSR	SHR_NA_CUSTOMER	Net Amount Share Customer	SHARE(CSSR.NA OF HIERARCHY CUSTOMER.HCUSTCLSTR PARENT)
Customer SKU Sale Return Cube: CSSR	SHR_NA_ORG	Net Amount Share Organization	SHARE(CSSR.NA OF HIERARCHY ORGANIZATION.HORG PARENT)
Customer SKU Sale Return Cube: CSSR	SHR_NA_POSTCD	Net Amount Share Post Cd	SHARE(CSSR.NA OF HIERARCHY POSTCD.HPOSTCD PARENT)
Customer SKU Sale Return Cube: CSSR	SHR_NA_PRODUCT	Net Amount Share Product	SHARE(CSSR.NA OF HIERARCHY PRODUCT.HPROD PARENT)
Customer SKU Sale Return Cube: CSSR	SHR_PA_CUSTOMER	Profit Amount Share Customer	SHARE(CSSR.PA OF HIERARCHY CUSTOMER.HCUSTCLSTR PARENT)
Customer SKU Sale Return Cube: CSSR	SHR_PA_ORG	Profit Amount Share Organization	SHARE(CSSR.PA OF HIERARCHY ORGANIZATION.HORG PARENT)

Cube Name	Physical Name	Logical Name	Expression / Calculation
Customer SKU Sale Return Cube: CSSR	SHR_PA_POSTCD	Profit Amount Share Post Cd	SHARE(CSSR.PA OF HIERARCHY POSTCD.HPOSTCD PARENT)
Customer SKU Sale Return Cube: CSSR	SHR_PA_PRODUCT	Profit Amount Share Product	SHARE(CSSR.PA OF HIERARCHY PRODUCT.HPROD PARENT)
Customer SKU Sale Return Cube: CSSR	SHR_QTY_CUSTOMER	Quantity Share Customer	SHARE(CSSR.QTY OF HIERARCHY CUSTOMER.HCUSTCLSTR PARENT)
Customer SKU Sale Return Cube: CSSR	SHR_QTY_ORG	Quantity Share Organization	SHARE(CSSR.QTY OF HIERARCHY ORGANIZATION.HORG PARENT)
Customer SKU Sale Return Cube: CSSR	SHR_QTY_POSTCD	Quantity Share Post Cd	SHARE(CSSR.QTY OF HIERARCHY POSTCD.HPOSTCD PARENT)
Customer SKU Sale Return Cube: CSSR	SHR_QTY_PRODUCT	Quantity Share Product	SHARE(CSSR.QTY OF HIERARCHY PRODUCT.HPROD PARENT)
Customer SKU Sale Return Cube: CSSR	SHR_RA_CUSTOMER	Return Amount Share Customer	SHARE(CSSR.RA OF HIERARCHY CUSTOMER.HCUSTCLSTR PARENT)
Customer SKU Sale Return Cube: CSSR	SHR_RA_ORG	Return Amount Share Organization	SHARE(CSSR.RA OF HIERARCHY ORGANIZATION.HORG PARENT)
Customer SKU Sale Return Cube: CSSR	SHR_RA_POSTCD	Return Amount Share Post Cd	SHARE(CSSR.RA OF HIERARCHY POSTCD.HPOSTCD PARENT)
Customer SKU Sale Return Cube: CSSR	SHR_RA_PRODUCT	Return Amount Share Product	SHARE(CSSR.RA OF HIERARCHY PRODUCT.HPROD PARENT)
Customer SKU Sale Return Cube: CSSR	SHR_SA_CUSTOMER	Sale Amount Share Customer	SHARE(CSSR.SA OF HIERARCHY CUSTOMER.HCUSTCLSTR PARENT)
Customer SKU Sale Return Cube: CSSR	SHR_SA_ORG	Sale Amount Share Organization	SHARE(CSSR.SA OF HIERARCHY ORGANIZATION.HORG PARENT)
Customer SKU Sale Return Cube: CSSR	SHR_SA_POSTCD	Sale Amount Share Post Cd	SHARE(CSSR.SA OF HIERARCHY POSTCD.HPOSTCD PARENT)
Customer SKU Sale Return Cube: CSSR	SHR_SA_PRODUCT	Sale Amount Share Product	SHARE(CSSR.SA OF HIERARCHY PRODUCT.HPROD PARENT)
Customer SKU Sale Return Cube: CSSR	SHR_TA_CUSTOMER	Tax Amount Share Customer	SHARE(CSSR.TA OF HIERARCHY CUSTOMER.HCUSTCLSTR PARENT)
Customer SKU Sale Return Cube: CSSR	SHR_TA_ORG	Tax Amount Share Organization	SHARE(CSSR.TA OF HIERARCHY ORGANIZATION.HORG PARENT)
Customer SKU Sale Return Cube: CSSR	SHR_TA_POSTCD	Tax Amount Share Post Cd	SHARE(CSSR.TA OF HIERARCHY POSTCD.HPOSTCD PARENT)
Customer SKU Sale Return Cube: CSSR	SHR_TA_PRODUCT	Tax Amount Share Product	SHARE(CSSR.TA OF HIERARCHY PRODUCT.HPROD PARENT)
Customer SKU Sale Return Cube: CSSR	TA_LP	Tax Amount Last Period	LAG(CSSR.TA, 1) OVER HIERARCHY ("TIME".HTBSNS)
Customer SKU Sale Return Cube: CSSR	TA_LP_CHG	Tax Amount Last Period Change	LAG_VARIANCE(CSSR.TA, 1) OVER HIERARCHY ("TIME".HTBSNS)
Customer SKU Sale Return Cube: CSSR	TA_LP_PCT_CHG	Tax Amount Last Period % Change	LAG_VARIANCE_PERCENT(CSSR.TA, 1) OVER HIERARCHY ("TIME".HTBSNS)
Customer SKU Sale Return Cube: CSSR	TA_LY	Tax Amount Last Year	LAG(CSSR.TA, 1) OVER HIERARCHY ("TIME".HTBSNS BY ANCESTOR AT LEVEL "TIME".HTBSNS.BSNS_YR POSITION FROM BEGINNING)
Customer SKU Sale Return Cube: CSSR	TA_LY_CHG	Tax Amount Last Year Change	LAG_VARIANCE(CSSR.TA, 1) OVER HIERARCHY ("TIME".HTBSNS BY ANCESTOR AT LEVEL "TIME".HTBSNS.BSNS_YR POSITION FROM BEGINNING)
Customer SKU Sale Return Cube: CSSR	TA_LY_PCT_CHG	Tax Amount Last Year % Change	LAG_VARIANCE_PERCENT(CSSR.TA, 1) OVER HIERARCHY ("TIME".HTBSNS BY ANCESTOR AT LEVEL "TIME".HTBSNS.BSNS_YR POSITION FROM BEGINNING)

Cube Name	Physical Name	Logical Name	Expression / Calculation
Customer SKU Sale Return Cube: CSSR	TA_YTD	Tax Amount YTD	SUM(CSSR.TA) OVER HIERARCHY ("TIME".HTBSNS BETWEEN UNBOUNDED PRECEDING AND CURRENT MEMBER WITHIN ANCESTOR AT LEVEL "TIME".BSNS_YR)
Customer SKU Sale Return Cube: CSSR	TA_YTD_LY	Tax Amount YTD Last Year	LAG(CSSR.TA_YTD, 1) OVER HIERARCHY ("TIME".HTBSNS BY ANCESTOR AT LEVEL "TIME".HTBSNS.BSNS_YR POSITION FROM BEGINNING)
Customer SKU Sale Return Cube: CSSR	TA_YTD_LY_CHG	Tax Amount YTD Last Year Change	LAG(CSSR.TA_YTD, 1) OVER HIERARCHY ("TIME".HTBSNS BY ANCESTOR AT LEVEL "TIME".HTBSNS.BSNS_YR POSITION FROM BEGINNING)
Customer SKU Sale Return Cube: CSSR	TA_YTD_LY_PCT_CHG	Tax Amount YTD Last Year % Change	LAG_VARIANCE_PERCENT(CSSR.TA_YTD, 1) OVER HIERARCHY ("TIME".HTBSNS BY ANCESTOR AT LEVEL "TIME".HTBSNS.BSNS_YR POSITION FROM BEGINNING)

Employee Labor Cube: EL

This Cube contains Employee Labor related Measures.

Physical Name: EL

Dimensionality

The Employee Labor Cube is loaded from the relational schema at these dimension levels.

Employee Labor Cube Dimensions

OLAP Cube	Dimension Number	OLAP Dimension	OLAP Dimension Type
Employee Labor Cube: EL	1	Time: TIME	TIME
Employee Labor Cube: EL	2	Organization: ORGANIZATION	STANDARD
Employee Labor Cube: EL	3	Business Unit Shift: BUSHIFT	STANDARD
Employee Labor Cube: EL	4	Employee: EMPLOYEE	STANDARD

Aggregation, Load Information

Employee Labor Cube Aggregation, Load Information

OLAP Cube	Order	OLAP Dimension	Operator	Aggregate from Level
Employee Labor Cube: EL	1	Time: TIME	SUM	Default
Employee Labor Cube: EL	2	Organization: ORGANIZATION	SUM	Default
Employee Labor Cube: EL	3	Business Unit Shift: BUSHIFT	SUM	Default
Employee Labor Cube: EL	4	Employee: EMPLOYEE	SUM	Default

Base Measures with Description, Logical Name and Mapping Expression

Employee Labor Cube Base Measures

Cube Name	Physical Name	Logical Name	Mapping Expression
Employee Labor Cube: EL	BA	Bereavement Amount	DWD_EMP_LBR.BEREAVEMENT_AMT
Employee Labor Cube: EL	BH	Bereavement Hours	DWD_EMP_LBR.BEREAVEMENT_HRS
Employee Labor Cube: EL	CA	Civic Amount	DWD_EMP_LBR.CIVIC_AMT
Employee Labor Cube: EL	CH	Civic Hours	DWD_EMP_LBR.CIVIC_HRS

Cube Name	Physical Name	Logical Name	Mapping Expression
Employee Labor Cube: EL	DTA	Declared Tip Amount	DWD_EMP_LBR.DECLARED_TIP_AMT
Employee Labor Cube: EL	EWR	Employee Wage Rate	DWD_EMP_LBR.EMP_WG_RATE
Employee Labor Cube: EL	FLA	Family Leave Amount	DWD_EMP_LBR.FMLY_LEAVE_AMT
Employee Labor Cube: EL	FLH	Family Leave Hours	DWD_EMP_LBR.FMLY_LEAVE_HRS
Employee Labor Cube: EL	HA	Holiday Amount	DWD_EMP_LBR.HOLIDAY_AMT
Employee Labor Cube: EL	HH	Holiday Hours	DWD_EMP_LBR.HOLIDAY_HRS
Employee Labor Cube: EL	HW	Hours Worked	DWD_EMP_LBR.HRS_WRKD
Employee Labor Cube: EL	OA	Overtime Amount	DWD_EMP_LBR.OVRTME_AMT
Employee Labor Cube: EL	ODOMA	Overtime Double Or More Amount	DWD_EMP_LBR.OVRTME_DOUBLE_OR_MORE_AMT
Employee Labor Cube: EL	ODOMH	Overtime Double Or More Hours	DWD_EMP_LBR.OVRTME_DOUBLE_OR_MORE_HRS
Employee Labor Cube: EL	OH	Overtime Hours	DWD_EMP_LBR.OVRTME_HRS
Employee Labor Cube: EL	OHA	Overtime Half Hours Amount	DWD_EMP_LBR.OVRTME_HLF_HRS_AMT
Employee Labor Cube: EL	OHH	Overtime Half Hours	DWD_EMP_LBR.OVRTME_HLF_HRS
Employee Labor Cube: EL	OSA	Overtime Single Amount	DWD_EMP_LBR.OVRTME_SINGLE_AMT
Employee Labor Cube: EL	OSH	Overtime Single Hours	DWD_EMP_LBR.OVRTME_SINGLE_HRS
Employee Labor Cube: EL	PA	Payment Amount	DWD_EMP_LBR.PYMT_AMT
Employee Labor Cube: EL	PLA	Personal Leave Amount	DWD_EMP_LBR.PRSNL_LEAVE_AMT
Employee Labor Cube: EL	PLH	Personal Leave Hours	DWD_EMP_LBR.PRSNL_LEAVE_HRS
Employee Labor Cube: EL	RA	Regular Amount	DWD_EMP_LBR.RGLR_AMT
Employee Labor Cube: EL	RH	Regular Hours	DWD_EMP_LBR.RGLR_HRS
Employee Labor Cube: EL	SA	Sick Amount	DWD_EMP_LBR.SICK_AMT
Employee Labor Cube: EL	SH	Sick Hours	DWD_EMP_LBR.SICK_HRS
Employee Labor Cube: EL	TA	Total Amount	DWD_EMP_LBR.TOT_AMT
Employee Labor Cube: EL	TH	Total Hours	DWD_EMP_LBR.TOT_HRS
Employee Labor Cube: EL	VA	Vacation Amount	DWD_EMP_LBR.VACATION_AMT
Employee Labor Cube: EL	VH	Vacation Hours	DWD_EMP_LBR.VACATION_HRS

Derived Measure with Description, Logical Name and Expression / Calculation
Employee Labor Cube Derived Measures

Cube Name	Physical Name	Logical Name	Expression / Calculation
Employee Labor Cube: EL	BA_LP	Bereavement Amount Last Period	LAG(EL.BA, 1) OVER HIERARCHY ("TIME".HTBSNS)
Employee Labor Cube: EL	BA_LP_CHG	Bereavement Amount Last Period Change	LAG_VARIANCE(EL.BA, 1) OVER HIERARCHY ("TIME".HTBSNS)
Employee Labor Cube: EL	BA_LP_PCT_CHG	Bereavement Amount Last Period % Change	LAG_VARIANCE_PERCENT(EL.BA, 1) OVER HIERARCHY ("TIME".HTBSNS)
Employee Labor Cube: EL	BA_LY	Bereavement Amount Last Year	LAG(EL.BA, 1) OVER HIERARCHY ("TIME".HTBSNS BY ANCESTOR AT LEVEL "TIME".HTBSNS.BSNS_YR POSITION FROM BEGINNING)

Cube Name	Physical Name	Logical Name	Expression / Calculation
Employee Labor Cube: EL	BA_LY_CHG	Bereavement Amount Last Year Change	LAG_VARIANCE(EL.BA, 1) OVER HIERARCHY ("TIME".HTBSNS BY ANCESTOR AT LEVEL "TIME".HTBSNS.BSNS_YR POSITION FROM BEGINNING)
Employee Labor Cube: EL	BA_LY_PCT_CHG	Bereavement Amount Last Year % Change	LAG_VARIANCE_PERCENT(EL.BA, 1) OVER HIERARCHY ("TIME".HTBSNS BY ANCESTOR AT LEVEL "TIME".HTBSNS.BSNS_YR POSITION FROM BEGINNING)
Employee Labor Cube: EL	BA_YTD	Bereavement Amount YTD	SUM(EL.BA) OVER HIERARCHY ("TIME".HTBSNS BETWEEN UNBOUNDED PRECEDING AND CURRENT MEMBER WITHIN ANCESTOR AT LEVEL "TIME".BSNS_YR)
Employee Labor Cube: EL	BA_YTD_LY	Bereavement Amount YTD Last Year	LAG(EL.BA_YTD, 1) OVER HIERARCHY ("TIME".HTBSNS BY ANCESTOR AT LEVEL "TIME".HTBSNS.BSNS_YR POSITION FROM BEGINNING)
Employee Labor Cube: EL	BA_YTD_LY_CHG	Bereavement Amount YTD Last Year Change	LAG(EL.BA_YTD, 1) OVER HIERARCHY ("TIME".HTBSNS BY ANCESTOR AT LEVEL "TIME".HTBSNS.BSNS_YR POSITION FROM BEGINNING)
Employee Labor Cube: EL	BA_YTD_LY_PCT_CHG	Bereavement Amount YTD Last Year % Change	LAG_VARIANCE_PERCENT(EL.BA_YTD, 1) OVER HIERARCHY ("TIME".HTBSNS BY ANCESTOR AT LEVEL "TIME".HTBSNS.BSNS_YR POSITION FROM BEGINNING)

Employee Wage Payment Cube: EWGP

This Cube contains Employee Wage Payment related measures.

Physical Name: EWGP

Dimensionality

The Employee Wage Payment Cube is loaded from the relational schema at these dimension levels.

Employee Wage Payment Cube Dimensions

OLAP Cube	Dimension Number	OLAP Dimension	OLAP Dimension Type
Employee Wage Payment Cube: EWGP	1	Time: TIME	TIME
Employee Wage Payment Cube: EWGP	2	Organization: ORGANIZATION	STANDARD
Employee Wage Payment Cube: EWGP	3	Employee: EMPLOYEE	STANDARD
Employee Wage Payment Cube: EWGP	4	Pay Type: PAYTYPE	STANDARD

Aggregation, Load Information

Employee Wage Payment Cube Aggregation, Load Information

OLAP Cube	Order	OLAP Dimension	Operator	Aggregate from Level
Employee Wage Payment Cube: EWGP	1	Time: TIME	SUM	Default
Employee Wage Payment Cube: EWGP	2	Organization: ORGANIZATION	SUM	Default
Employee Wage Payment Cube: EWGP	3	Employee: EMPLOYEE	SUM	Default
Employee Wage Payment Cube: EWGP	4	Pay Type: PAYTYPE	SUM	Default

Base Measures with Description, Logical Name and Mapping Expression

Employee Wage Payment Cube Base Measures

Cube Name	Physical Name	Logical Name	Mapping Expression
Employee Wage Payment Cube: EWGP	ABA	Additional Bonus Amount	DWD_EMP_WG_PYMT_DAY.ADDL_BONUS_ AMT
Employee Wage Payment Cube: EWGP	BA	Bonus Amount	DWD_EMP_WG_PYMT_DAY.BONUS_AMT
Employee Wage Payment Cube: EWGP	CA	Commission Amount	DWD_EMP_WG_PYMT_DAY.CMISN_AMT
Employee Wage Payment Cube: EWGP	EWGR	Employee Wage Rate	DWD_EMP_WG_PYMT_DAY.EMP_WG_RATE
Employee Wage Payment Cube: EWGP	HW	Hours Worked	DWD_EMP_WG_PYMT_DAY.HRS_WRKD
Employee Wage Payment Cube: EWGP	NOB	Number Of Breaks	DWD_EMP_WG_PYMT_DAY.NBR_OF_BRKS
Employee Wage Payment Cube: EWGP	PA	Payment Amount	DWD_EMP_WG_PYMT_DAY.PYMNT_AMT
Employee Wage Payment Cube: EWGP	SA	Spiff Amount	DWD_EMP_WG_PYMT_DAY.SPIFF_AMT

Derived Measure with Description, Logical Name and Expression / Calculation

Employee Wage Payment Cube Derived Measures

Cube Name	Physical Name	Logical Name	Expression / Calculation
Employee Wage Payment Cube: EWGP	ABA_LP	Additional Bonus Amount Last Period	LAG(EWGP.ABA, 1) OVER HIERARCHY ("TIME".HTBSNS)
Employee Wage Payment Cube: EWGP	ABA_LP_CHG	Additional Bonus Amount Last Period Change	LAG_VARIANCE(EWGP.ABA, 1) OVER HIERARCHY ("TIME".HTBSNS)
Employee Wage Payment Cube: EWGP	ABA_LP_PCT_CHG	Additional Bonus Amount Last Period % Change	LAG_VARIANCE_PERCENT(EWGP.ABA, 1) OVER HIERARCHY ("TIME".HTBSNS)
Employee Wage Payment Cube: EWGP	ABA_LY	Additional Bonus Amount Last Year	LAG(EWGP.ABA, 1) OVER HIERARCHY ("TIME".HTBSNS BY ANCESTOR AT LEVEL "TIME".HTBSNS.BSNS_YR POSITION FROM BEGINNING)
Employee Wage Payment Cube: EWGP	ABA_LY_CHG	Additional Bonus Amount Last Year Change	LAG_VARIANCE(EWGP.ABA, 1) OVER HIERARCHY ("TIME".HTBSNS BY ANCESTOR AT LEVEL "TIME".HTBSNS.BSNS_YR POSITION FROM BEGINNING)
Employee Wage Payment Cube: EWGP	ABA_LY_PCT_CHG	Additional Bonus Amount Last Year % Change	LAG_VARIANCE_PERCENT(EWGP.ABA, 1) OVER HIERARCHY ("TIME".HTBSNS BY ANCESTOR AT LEVEL "TIME".HTBSNS.BSNS_YR POSITION FROM BEGINNING)
Employee Wage Payment Cube: EWGP	ABA_YTD	Additional Bonus Amount YTD	SUM(EWGP.ABA) OVER HIERARCHY ("TIME".HTBSNS BETWEEN UNBOUNDED PRECEDING AND CURRENT MEMBER WITHIN ANCESTOR AT LEVEL "TIME".BSNS_YR)
Employee Wage Payment Cube: EWGP	ABA_YTD_LY	Additional Bonus Amount YTD Last Year	LAG(EWGP.ABA_YTD, 1) OVER HIERARCHY ("TIME".HTBSNS BY ANCESTOR AT LEVEL "TIME".HTBSNS.BSNS_YR POSITION FROM BEGINNING)

Cube Name	Physical Name	Logical Name	Expression / Calculation
Employee Wage Payment Cube: EWGP	ABA_YTD_LY_CHG	Additional Bonus Amount YTD Last Year Change	LAG(EWGP.ABA_YTD, 1) OVER HIERARCHY ("TIME".HTBSNS BY ANCESTOR AT LEVEL "TIME".HTBSNS.BSNS_YR POSITION FROM BEGINNING)
Employee Wage Payment Cube: EWGP	ABA_YTD_LY_PCT_ CHG	Additional Bonus Amount YTD Last Year % Change	LAG_VARIANCE_PERCENT(EWGP.ABA_ YTD, 1) OVER HIERARCHY ("TIME".HTBSNS BY ANCESTOR AT LEVEL "TIME".HTBSNS.BSNS_YR POSITION FROM BEGINNING)

Inventory Adjustment Cube: IA

This Cube contains the Inventory Adjustment related Measures.

Physical Name: IA

Dimensionality

The Inventory Adjustment Cube is loaded from the relational schema at these dimension levels.

Inventory Adjustment Cube Dimensions

OLAP Cube	Dimension Number	OLAP Dimension	OLAP Dimension Type
Inventory Adjustment Cube: IA	1	Time: TIME	TIME
Inventory Adjustment Cube: IA	2	Organization: ORGANIZATION	STANDARD
Inventory Adjustment Cube: IA	3	Product: PRODUCT	STANDARD
Inventory Adjustment Cube: IA	4	Reason: REASON	STANDARD
Inventory Adjustment Cube: IA	5	Inventory Location: INVLOC	STANDARD
Inventory Adjustment Cube: IA	6	Environment Type: ENVTYPE	STANDARD

Aggregation, Load Information

Inventory Adjustment Cube Aggregation, Load Information

OLAP Cube	Order	OLAP Dimension	Operator	Aggregate from Level
Inventory Adjustment Cube: IA	1	Time: TIME	SUM	Default
Inventory Adjustment Cube: IA	2	Organization: ORGANIZATION	SUM	Default
Inventory Adjustment Cube: IA	3	Product: PRODUCT	SUM	Default
Inventory Adjustment Cube: IA	4	Reason: REASON	SUM	Default
Inventory Adjustment Cube: IA	5	Inventory Location: INVLOC	SUM	Default
Inventory Adjustment Cube: IA	6	Environment Type: ENVTYPE	SUM	Default

Base Measures with Description, Logical Name and Mapping Expression

Inventory Adjustment Cube Base Measures

Cube Name	Physical Name	Logical Name	Mapping Expression
Inventory Adjustment Cube: IA	IABC	Inventory Adjustment Base Cost	DWD_INV_ADJ_ITEM_DAY.INV_ADJ_BASE_COST_AMT
Inventory Adjustment Cube: IA	IALC	Inventory Adjustment Landed Cost	DWD_INV_ADJ_ITEM_DAY.INV_ADJ_LNDED_COST_AMT
Inventory Adjustment Cube: IA	IANC	Inventory Adjustment Net Cost	DWD_INV_ADJ_ITEM_DAY.INV_ADJ_NET_COST_AMT
Inventory Adjustment Cube: IA	IAQ	Inventory Adjustment Quantity	DWD_INV_ADJ_ITEM_DAY.INV_ADJ_QTY
Inventory Adjustment Cube: IA	IAR	Inventory Adjustment Retail Amount	DWD_INV_ADJ_ITEM_DAY.INV_ADJ_RTL_AMT

Derived Measure with Description, Logical Name and Expression / Calculation

Inventory Adjustment Cube Derived Measures

Cube Name	Physical Name	Logical Name	Expression / Calculation
Inventory Adjustment Cube: IA	IABC_LP	Inventory Adjustment Base Cost Last Period	LAG(IA.IABC, 1) OVER HIERARCHY ("TIME".HTBSNS)
Inventory Adjustment Cube: IA	IABC_LP_CHG	Inventory Adjustment Base Cost Last Period Change	LAG_VARIANCE(IA.IABC, 1) OVER HIERARCHY ("TIME".HTBSNS)
Inventory Adjustment Cube: IA	IABC_LP_PCT_CHG	Inventory Adjustment Base Cost Last Period % Change	LAG_VARIANCE_PERCENT(IA.IABC, 1) OVER HIERARCHY ("TIME".HTBSNS)
Inventory Adjustment Cube: IA	IABC_LY	Inventory Adjustment Base Cost Last Year	LAG(IA.IABC, 1) OVER HIERARCHY ("TIME".HTBSNS BY ANCESTOR AT LEVEL "TIME".HTBSNS.BSNS_YR POSITION FROM BEGINNING)
Inventory Adjustment Cube: IA	IABC_LY_CHG	Inventory Adjustment Base Cost Last Year Change	LAG_VARIANCE(IA.IABC, 1) OVER HIERARCHY ("TIME".HTBSNS BY ANCESTOR AT LEVEL "TIME".HTBSNS.BSNS_YR POSITION FROM BEGINNING)
Inventory Adjustment Cube: IA	IABC_LY_PCT_CHG	Inventory Adjustment Base Cost Last Year % Change	LAG_VARIANCE_PERCENT(IA.IABC, 1) OVER HIERARCHY ("TIME".HTBSNS BY ANCESTOR AT LEVEL "TIME".HTBSNS.BSNS_YR POSITION FROM BEGINNING)
Inventory Adjustment Cube: IA	IABC_YTD	Inventory Adjustment Base Cost YTD	SUM(IA.IABC) OVER HIERARCHY ("TIME".HTBSNS BETWEEN UNBOUNDED PRECEDING AND CURRENT MEMBER WITHIN ANCESTOR AT LEVEL "TIME".BSNS_YR)
Inventory Adjustment Cube: IA	IABC_YTD_LY	Inventory Adjustment Base Cost YTD Last Year	LAG(IA.IABC_YTD, 1) OVER HIERARCHY ("TIME".HTBSNS BY ANCESTOR AT LEVEL "TIME".HTBSNS.BSNS_YR POSITION FROM BEGINNING)
Inventory Adjustment Cube: IA	IABC_YTD_LY_CHG	Inventory Adjustment Base Cost YTD Last Year Change	LAG(IA.IABC_YTD, 1) OVER HIERARCHY ("TIME".HTBSNS BY ANCESTOR AT LEVEL "TIME".HTBSNS.BSNS_YR POSITION FROM BEGINNING)
Inventory Adjustment Cube: IA	IABC_YTD_LY_PCT_CHG	Inventory Adjustment Base Cost YTD Last Year % Change	LAG_VARIANCE_PERCENT(IA.IABC_YTD, 1) OVER HIERARCHY ("TIME".HTBSNS BY ANCESTOR AT LEVEL "TIME".HTBSNS.BSNS_YR POSITION FROM BEGINNING)

Inventory Cube: INV

This Cube contains Inventory measures.

Physical Name: INV**Dimensionality**

The Inventory Cube is loaded from the relational schema at these dimension levels.

Inventory Cube Dimensions

OLAP Cube	Dimension Number	OLAP Dimension	OLAP Dimension Type
Inventory Cube: INV	1	Organization: ORGANIZATION	STANDARD
Inventory Cube: INV	2	Product: PRODUCT	STANDARD
Inventory Cube: INV	3	Time: TIME	TIME

Aggregation, Load Information

Inventory Cube Aggregation, Load Information

OLAP Cube	Order	OLAP Dimension	Operator	Aggregate from Level
Inventory Cube: INV	1	Organization: ORGANIZATION	SUM	Default
Inventory Cube: INV	2	Product: PRODUCT	SUM	Default
Inventory Cube: INV	3	Time: TIME	SUM	Default

Base Measures with Description, Logical Name and Mapping Expression

Inventory Cube Base Measures

Cube Name	Physical Name	Logical Name	Mapping Expression
Inventory Cube: INV	SR1	*** do not use *** SOH Value (Retail)	DWD_INV_POSN_ITEM_DAY.STCK_ON_HND_RTL_AMT
Inventory Cube: INV	SU1	*** do not use *** SOH Units	DWD_INV_POSN_ITEM_DAY.STCK_ON_HND_QTY
Inventory Cube: INV	SV1	*** do not use *** SOH Value (Cost)	DWD_INV_POSN_ITEM_DAY.STCK_ON_HND_BASE_COST_AMT

Derived Measure with Description, Logical Name and Expression / Calculation

Inventory Cube Derived Measures

Cube Name	Physical Name	Logical Name	Expression / Calculation
Inventory Cube: INV	BOP_SR	BOP SOH Value (Retail)	OLAP_DML_EXPRESSION('INV_SR1(time if time_levelrel eq "DAY" then time else statlast(limit(time to bottomdescendants using time_parentrel time(time time))))', NUMBER)
Inventory Cube: INV	BOP_SU	BOP SOH Units	OLAP_DML_EXPRESSION('INV_SU1(time if time_levelrel eq "DAY" then time else statlast(limit(time to bottomdescendants using time_parentrel time(time time))))', NUMBER)
Inventory Cube: INV	BOP_SV	BOP SOH Value (Cost)	OLAP_DML_EXPRESSION('INV_SV1(time if time_levelrel eq "DAY" then time else statlast(limit(time to bottomdescendants using time_parentrel time(time time))))', NUMBER)
Inventory Cube: INV	EOP_SR	EOP SOH Value (Retail)	OLAP_DML_EXPRESSION('INV_SR1(time if time_levelrel eq "DAY" then time else statlast(limit(time to bottomdescendants using time_parentrel time(time time))))', NUMBER)

Cube Name	Physical Name	Logical Name	Expression / Calculation
Inventory Cube: INV	EOP_SR_LY	EOP SOH Value (Retail) Last Year	LAG(INV.EOP_SR, 1) OVER HIERARCHY ("TIME".HTBSNS BY ANCESTOR AT LEVEL "TIME".HTBSNS.BSNS_YR POSITION FROM BEGINNING)
Inventory Cube: INV	EOP_SR_LY_ CHG	EOP SOH Value (Retail) Change Last Year	LAG_VARIANCE(INV.EOP_SR_LY, 1) OVER HIERARCHY ("TIME".HTBSNS BY ANCESTOR AT LEVEL "TIME".HTBSNS.BSNS_YR POSITION FROM BEGINNING)
Inventory Cube: INV	EOP_SR_LY_ PCT_CHG	EOP SOH Value (Retail) % Change Last Year	LAG_VARIANCE_PERCENT(INV.EOP_SR, 1) OVER HIERARCHY ("TIME".HTBSNS BY ANCESTOR AT LEVEL "TIME".HTBSNS.BSNS_YR POSITION FROM BEGINNING)
Inventory Cube: INV	EOP_SU	EOP SOH Units	OLAP_DML_EXPRESSION('INV_SU1(time if time_levelrel eq "DAY" then time else statlast(limit(time to bottomdescendants using time_parentrel time(time time))))', NUMBER)
Inventory Cube: INV	EOP_SU_LY	EOP SOH Units Last Year	LAG(INV.EOP_SU, 1) OVER HIERARCHY ("TIME".HTBSNS BY ANCESTOR AT LEVEL "TIME".HTBSNS.BSNS_YR POSITION FROM BEGINNING)
Inventory Cube: INV	EOP_SU_LY_ CHG	EOP SOH Units Change Last Year	LAG_VARIANCE(INV.EOP_SU_LY, 1) OVER HIERARCHY ("TIME".HTBSNS BY ANCESTOR AT LEVEL "TIME".HTBSNS.BSNS_YR POSITION FROM BEGINNING)
Inventory Cube: INV	EOP_SU_LY_ PCT_CHG	EOP SOH Units % Change Last Year	LAG_VARIANCE_PERCENT(INV.EOP_SU, 1) OVER HIERARCHY ("TIME".HTBSNS BY ANCESTOR AT LEVEL "TIME".HTBSNS.BSNS_YR POSITION FROM BEGINNING)
Inventory Cube: INV	EOP_SV	EOP SOH Value (Cost)	OLAP_DML_EXPRESSION('INV_SV1(time if time_levelrel eq "DAY" then time else statlast(limit(time to bottomdescendants using time_parentrel time(time time))))', NUMBER)
Inventory Cube: INV	EOP_SV_LY	EOP SOH Value (Cost) Last Year	LAG(INV.EOP_SV, 1) OVER HIERARCHY ("TIME".HTBSNS BY ANCESTOR AT LEVEL "TIME".HTBSNS.BSNS_YR POSITION FROM BEGINNING)
Inventory Cube: INV	EOP_SV_LY_ CHG	EOP SOH Value (Cost) Change Last Year	LAG_VARIANCE(INV.EOP_SV_LY, 1) OVER HIERARCHY ("TIME".HTBSNS BY ANCESTOR AT LEVEL "TIME".HTBSNS.BSNS_YR POSITION FROM BEGINNING)
Inventory Cube: INV	EOP_SV_LY_ PCT_CHG	EOP SOH Value (Cost) % Change Last Year	LAG_VARIANCE_PERCENT(INV.EOP_SV, 1) OVER HIERARCHY ("TIME".HTBSNS BY ANCESTOR AT LEVEL "TIME".HTBSNS.BSNS_YR POSITION FROM BEGINNING)
Inventory Cube: INV	HOW_IS_EOP_ SR_G_YOY	How is EOP SOH Value (Retail) Growth YoY	OLAP_DML_EXPRESSION('if inv_eop_sr_ly_pct_chg gt .15 then "GOOD" else if inv_eop_sr_ly_pct_chg lt .05 then "ALERT" else "MODERATE"', VARCHAR2 (60))
Inventory Cube: INV	HOW_IS_EOP_ SU_G_YOY	How is EOP SOH Units Growth YoY	OLAP_DML_EXPRESSION('if inv_eop_su_ly_pct_chg gt .15 then "GOOD" else if inv_eop_su_ly_pct_chg lt .05 then "ALERT" else "MODERATE"', VARCHAR2 (60))
Inventory Cube: INV	HOW_IS_EOP_ SV_G_YOY	How is EOP SOH Value (Cost) Growth YoY	OLAP_DML_EXPRESSION('if inv_eop_sv_ly_pct_chg gt .15 then "GOOD" else if inv_eop_sv_ly_pct_chg lt .05 then "ALERT" else "MODERATE"', VARCHAR2 (60))

Inventory Forecast Cube: INV_FCST

This Cube contains the Inventory Forecast related measures.

Physical Name: INV_FCST

Dimensionality

The Inventory Forecast Cube is NOT loaded from the relational schema. Data for this cube is generated by the OLAP Forecast process.

Inventory Forecast Cube Dimensions

OLAP Cube	Dimension Number	OLAP Dimension	OLAP Dimension Type
Inventory Forecast Cube: INV_FCST	1	Organization: ORGANIZATION	STANDARD
Inventory Forecast Cube: INV_FCST	2	Product: PRODUCT	STANDARD
Inventory Forecast Cube: INV_FCST	3	Time: TIME	TIME

Aggregation, Load Information

Inventory Forecast Cube Aggregation, Load Information

OLAP Cube	Order	OLAP Dimension	Operator	Aggregate from Level
Inventory Forecast Cube: INV_FCST	1	Organization: ORGANIZATION	SUM	Default
Inventory Forecast Cube: INV_FCST	2	Product: PRODUCT	SUM	Default
Inventory Forecast Cube: INV_FCST	3	Time: TIME	SUM	Default

Base Measures with Description, Logical Name and Mapping Expression

Inventory Forecast Cube Base Measures

Cube Name	Physical Name	Logical Name	Mapping Expression
Inventory Forecast Cube: INV_FCST	SR_FCST	SOH Value (Retail) Forecast	NULL
Inventory Forecast Cube: INV_FCST	SU_FCST	SOH Units Forecast	NULL
Inventory Forecast Cube: INV_FCST	SV_FCST	SOH Value (Cost) Forecast	NULL

Derived Measure with Description, Logical Name and Expression / Calculation

Inventory Forecast Cube Derived Measures

Cube Name	Physical Name	Logical Name	Expression / Calculation
Inventory Forecast Cube: INV_FCST	EOP_SR_FCST	EOP SOH Value (Retail) Forecast	OLAP_DML_EXPRESSION('INV_FCST_SR_FCST(time if time_levelrel eq "BSNS_YR" then time else statlast(limit(time to bottomdescendants using time_parentrel time(time time))))', NUMBER)
Inventory Forecast Cube: INV_FCST	EOP_SU_FCST	EOP SOH Units Forecast	OLAP_DML_EXPRESSION('INV_FCST_SU_FCST(time if time_levelrel eq "BSNS_YR" then time else statlast(limit(time to bottomdescendants using time_parentrel time(time time))))', NUMBER)
Inventory Forecast Cube: INV_FCST	EOP_SV_FCST	EOP SOH Value (Cost) Forecast	OLAP_DML_EXPRESSION('INV_FCST_SV_FCST(time if time_levelrel eq "DAY" then time else statlast(limit(time to bottomdescendants using time_parentrel time(time time))))', NUMBER)

Inventory Forecast Statistic Cube: INV_FCST_STTSTC

This Cube contains Inventory Forecast Statistics related Measures.

Physical Name: INV_FCST_STTSTC

Dimensionality

The Inventory ForecastStatistics Cube is NOT loaded from the relational schema. Data for this cube is generated by the OLAP Forecast process.

Inventory Forecast Statistics Cube Dimensions

OLAP Cube	Dimension Number	OLAP Dimension	OLAP Dimension Type
Inventory Forecast Statistic Cube: INV_FCST_STTSTC	1	Organization: ORGANIZATION	STANDARD
Inventory Forecast Statistic Cube: INV_FCST_STTSTC	2	Product: PRODUCT	STANDARD
Inventory Forecast Statistic Cube: INV_FCST_STTSTC	3	Time: TIME	TIME

Aggregation, Load Information

Inventory Forecast Statistics Cube Aggregation, Load Information

OLAP Cube	Order	OLAP Dimension	Operator	Aggregate from Level
Inventory Forecast Statistic Cube: INV_FCST_STTSTC	1	Organization: ORGANIZATION	Non-Additive (Do not summarize)	Default
Inventory Forecast Statistic Cube: INV_FCST_STTSTC	2	Product: PRODUCT	Non-Additive (Do not summarize)	Default
Inventory Forecast Statistic Cube: INV_FCST_STTSTC	3	Time: TIME	Non-Additive (Do not summarize)	Default

Base Measures with Description, Logical Name and Mapping Expression

Inventory Forecast Statistics Cube Base Measures

Cube Name	Physical Name	Logical Name	Mapping Expression
Inventory Forecast Statistic Cube: INV_FCST_STTSTC	SR_STTSTC	SOH Value (Retail) Forecast Statistic	NULL
Inventory Forecast Statistic Cube: INV_FCST_STTSTC	SU_STTSTC	SOH Units Forecast Statistic	NULL
Inventory Forecast Statistic Cube: INV_FCST_STTSTC	SV_STTSTC	SOH Value (Cost) Forecast Statistic	NULL

Derived Measure with Description, Logical Name and Expression / Calculation

Inventory Forecast Statistics Cube Derived Measures

Cube Name	Physical Name	Logical Name	Expression / Calculation
-	-	-	-

Inventory Receipt Cube: IR

This Cube contains Inventory Receipts Measures

Physical Name: IR**Dimensionality**

The Inventory Receipts Cube is loaded from the relational schema at these dimension levels.

Inventory Receipts Cube Dimensions

OLAP Cube	Dimension Number	OLAP Dimension	OLAP Dimension Type
Inventory Receipt Cube: IR	1	Time: TIME	TIME
Inventory Receipt Cube: IR	2	Organization: ORGANIZATION	STANDARD
Inventory Receipt Cube: IR	3	Product: PRODUCT	STANDARD

Aggregation, Load Information

Inventory Receipts Cube Aggregation, Load Information

OLAP Cube	Order	OLAP Dimension	Operator	Aggregate from Level
Inventory Receipt Cube: IR	1	Time: TIME	SUM	Default
Inventory Receipt Cube: IR	2	Organization: ORGANIZATION	SUM	Default
Inventory Receipt Cube: IR	3	Product: PRODUCT	SUM	Default

Base Measures with Description, Logical Name and Mapping Expression

Inventory Receipts Cube Base Measures

Cube Name	Physical Name	Logical Name	Mapping Expression
Inventory Receipt Cube: IR	IRQ	Inventory Receipt Quantity	DWD_INV_RCPT_ITEM_DAY.INV_RCPT_QTY
Inventory Receipt Cube: IR	IRRA	Inventory Receipt Retail Amount	DWD_INV_RCPT_ITEM_DAY.INV_RCPT_RTL_AMT

Derived Measure with Description, Logical Name and Expression / Calculation

Inventory Receipts Cube Derived Measures

Cube Name	Physical Name	Logical Name	Expression / Calculation
Inventory Receipt Cube: IR	IRQ_LP	Inventory Receipt Quantity Last Period	LAG(IR.IRQ, 1) OVER HIERARCHY ("TIME".HTBSNS)
Inventory Receipt Cube: IR	IRQ_LP_CHG	Inventory Receipt Quantity Last Period Change	LAG_VARIANCE(IR.IRQ, 1) OVER HIERARCHY ("TIME".HTBSNS)
Inventory Receipt Cube: IR	IRQ_LP_PCT_CHG	Inventory Receipt Quantity Last Period Percent Change	LAG_VARIANCE_PERCENT(IR.IRQ, 1) OVER HIERARCHY ("TIME".HTBSNS)
Inventory Receipt Cube: IR	IRQ_LY	Inventory Receipt Quantity Last Year	LAG(IR.IRQ, 1) OVER HIERARCHY ("TIME".HTBSNS BY ANCESTOR AT LEVEL "TIME".HTBSNS.BSNS_YR POSITION FROM BEGINNING)
Inventory Receipt Cube: IR	IRQ_LY_CHG	Inventory Receipt Quantity Last Year Change	LAG_VARIANCE(IR.IRQ, 1) OVER HIERARCHY ("TIME".HTBSNS BY ANCESTOR AT LEVEL "TIME".HTBSNS.BSNS_YR POSITION FROM BEGINNING)
Inventory Receipt Cube: IR	IRQ_LY_PCT_CHG	Inventory Receipt Quantity Last Year Percent Change	LAG_VARIANCE_PERCENT(IR.IRQ, 1) OVER HIERARCHY ("TIME".HTBSNS BY ANCESTOR AT LEVEL "TIME".HTBSNS.BSNS_YR POSITION FROM BEGINNING)
Inventory Receipt Cube: IR	IRQ_YTD	Inventory Receipt Quantity YTD	SUM(IR.IRQ) OVER HIERARCHY ("TIME".HTBSNS BETWEEN UNBOUNDED PRECEDING AND CURRENT MEMBER WITHIN ANCESTOR AT LEVEL "TIME".BSNS_YR)

Cube Name	Physical Name	Logical Name	Expression / Calculation
Inventory Receipt Cube: IR	IRQ_YTD_LY	Inventory Receipt Quantity YTD Last Year	LAG(IR.IRQ_YTD, 1) OVER HIERARCHY ("TIME".HTBSNS BY ANCESTOR AT LEVEL "TIME".HTBSNS.BSNS_YR POSITION FROM BEGINNING)
Inventory Receipt Cube: IR	IRQ_YTD_LY_CHG	Inventory Receipt Quantity YTD Last Year Change	LAG(IR.IRQ_YTD, 1) OVER HIERARCHY ("TIME".HTBSNS BY ANCESTOR AT LEVEL "TIME".HTBSNS.BSNS_YR POSITION FROM BEGINNING)
Inventory Receipt Cube: IR	IRQ_YTD_LY_PCT_ CHG	Inventory Receipt Quantity YTD Last Year Percent Change	LAG_VARIANCE_PERCENT(IR.IRQ_YTD, 1) OVER HIERARCHY ("TIME".HTBSNS BY ANCESTOR AT LEVEL "TIME".HTBSNS.BSNS_YR POSITION FROM BEGINNING)
Inventory Receipt Cube: IR	IRRA_LP	Inventory Receipt Retail Amount Last Period	LAG(IR.IRRA, 1) OVER HIERARCHY ("TIME".HTBSNS)
Inventory Receipt Cube: IR	IRRA_LP_CHG	Inventory Receipt Retail Amount Last Period Change	LAG_VARIANCE(IR.IRRA, 1) OVER HIERARCHY ("TIME".HTBSNS)
Inventory Receipt Cube: IR	IRRA_LP_PCT_CHG	Inventory Receipt Retail Amount Last Period Percent Change	LAG_VARIANCE_PERCENT(IR.IRRA, 1) OVER HIERARCHY ("TIME".HTBSNS)
Inventory Receipt Cube: IR	IRRA_LY	Inventory Receipt Retail Amount Last Year	LAG(IR.IRRA, 1) OVER HIERARCHY ("TIME".HTBSNS BY ANCESTOR AT LEVEL "TIME".HTBSNS.BSNS_YR POSITION FROM BEGINNING)
Inventory Receipt Cube: IR	IRRA_LY_CHG	Inventory Receipt Retail Amount Last Year Change	LAG_VARIANCE(IR.IRRA, 1) OVER HIERARCHY ("TIME".HTBSNS BY ANCESTOR AT LEVEL "TIME".HTBSNS.BSNS_YR POSITION FROM BEGINNING)
Inventory Receipt Cube: IR	IRRA_LY_PCT_CHG	Inventory Receipt Retail Amount Last Year Percent Change	LAG_VARIANCE_PERCENT(IR.IRRA, 1) OVER HIERARCHY ("TIME".HTBSNS BY ANCESTOR AT LEVEL "TIME".HTBSNS.BSNS_YR POSITION FROM BEGINNING)
Inventory Receipt Cube: IR	IRRA_YTD	Inventory Receipt Retail Amount YTD	SUM(IR.IRRA) OVER HIERARCHY ("TIME".HTBSNS BETWEEN UNBOUNDED PRECEDING AND CURRENT MEMBER WITHIN ANCESTOR AT LEVEL "TIME".BSNS_ YR)
Inventory Receipt Cube: IR	IRRA_YTD_LY	Inventory Receipt Retail Amount YTD Last Year	LAG(IR.IRRA_YTD, 1) OVER HIERARCHY ("TIME".HTBSNS BY ANCESTOR AT LEVEL "TIME".HTBSNS.BSNS_YR POSITION FROM BEGINNING)
Inventory Receipt Cube: IR	IRRA_YTD_LY_CHG	Inventory Receipt Retail Amount YTD Last Year Change	LAG(IR.IRRA_YTD, 1) OVER HIERARCHY ("TIME".HTBSNS BY ANCESTOR AT LEVEL "TIME".HTBSNS.BSNS_YR POSITION FROM BEGINNING)
Inventory Receipt Cube: IR	IRRA_YTD_LY_PCT_ CHG	Inventory Receipt Retail Amount YTD Last Year Percent Change	LAG_VARIANCE_PERCENT(IR.IRRA_YTD, 1) OVER HIERARCHY ("TIME".HTBSNS BY ANCESTOR AT LEVEL "TIME".HTBSNS.BSNS_YR POSITION FROM BEGINNING)
Inventory Receipt Cube: IR	RANK_IRQ_ORG	Inventory Receipt Quantity Rank Organization	RANK() OVER (HIERARCHY ORGANIZATION.HORG ORDER BY IR.IRQ DESC NULLS LAST WITHIN PARENT)
Inventory Receipt Cube: IR	RANK_IRQ_PROD	Inventory Receipt Quantity Rank Product	RANK() OVER (HIERARCHY PRODUCT.HPROD ORDER BY IR.IRQ DESC NULLS LAST WITHIN PARENT)
Inventory Receipt Cube: IR	RANK_IRRA_ORG	Inventory Receipt Retail Amount Rank Organization	RANK() OVER (HIERARCHY ORGANIZATION.HORG ORDER BY IR.IRRA DESC NULLS LAST WITHIN PARENT)
Inventory Receipt Cube: IR	RANK_IRRA_PROD	Inventory Receipt Retail Amount Rank Product	RANK() OVER (HIERARCHY PRODUCT.HPROD ORDER BY IR.IRRA DESC NULLS LAST WITHIN PARENT)

Cube Name	Physical Name	Logical Name	Expression / Calculation
Inventory Receipt Cube: IR	SHR_IRQ_ORG	Inventory Receipt Quantity Share Organization	SHARE(IR.IRQ OF HIERARCHY ORGANIZATION.HORG PARENT)
Inventory Receipt Cube: IR	SHR_IRQ_PROD	Inventory Receipt Quantity Share Product	SHARE(IR.IRQ OF HIERARCHY PRODUCT.HPROD PARENT)
Inventory Receipt Cube: IR	SHR_IRRA_ORG	Inventory Receipt Retail Amount Share Organization	SHARE(IR.IRRA OF HIERARCHY ORGANIZATION.HORG PARENT)
Inventory Receipt Cube: IR	SHR_IRRA_PROD	Inventory Receipt Retail Amount Share Product	SHARE(IR.IRRA OF HIERARCHY PRODUCT.HPROD PARENT)

Inventory Unavailable Cube: IU

This Cube contains Inventory Unavailable details/Measures.

Physical Name: IU

Dimensionality

The Inventory Unavailable Cube is loaded from the relational schema at these dimension levels.

Inventory Unavailable Cube Dimensions

OLAP Cube	Dimension Number	OLAP Dimension	OLAP Dimension Type
Inventory Unavailable Cube: IU	1	Time: TIME	TIME
Inventory Unavailable Cube: IU	2	Organization: ORGANIZATION	STANDARD
Inventory Unavailable Cube: IU	3	Product: PRODUCT	STANDARD
Inventory Unavailable Cube: IU	4	Reason: REASON	STANDARD

Aggregation, Load Information

Inventory Unavailable Cube Aggregation, Load Information

OLAP Cube	Order	OLAP Dimension	Operator	Aggregate from Level
Inventory Unavailable Cube: IU	1	Time: TIME	SUM	Default
Inventory Unavailable Cube: IU	2	Organization: ORGANIZATION	SUM	Default
Inventory Unavailable Cube: IU	3	Product: PRODUCT	SUM	Default
Inventory Unavailable Cube: IU	4	Reason: REASON	SUM	Default

Base Measures with Description, Logical Name and Mapping Expression

Inventory Unavailable Cube Base Measures

Cube Name	Physical Name	Logical Name	Mapping Expression
Inventory Unavailable Cube: IU	IUBC	Inventory Unavailable Base Cost	DWD_INV_UNAVL_ITEM_DAY.INV_UNAVL_BASE_COST_AMT
Inventory Unavailable Cube: IU	IULC	Inventory Unavailable Landed Cost	DWD_INV_UNAVL_ITEM_DAY.INV_UNAVL_LNDED_COST_AMT

Cube Name	Physical Name	Logical Name	Mapping Expression
Inventory Unavailable Cube: IU	IUNC	Inventory Unavailable Net Cost	DWD_INV_UNAVL_ITEM_DAY.INV_UNAVL_NET_COST_AMT
Inventory Unavailable Cube: IU	IUQ	Inventory Unavailable Quantity	DWD_INV_UNAVL_ITEM_DAY.INV_UNAVL_QTY
Inventory Unavailable Cube: IU	IUR	Inventory Unavailable Retail	DWD_INV_UNAVL_ITEM_DAY.INV_UNAVL_RTL_AMT

Derived Measure with Description, Logical Name and Expression / Calculation

Inventory Unavailable Cube Derived Measures

Cube Name	Physical Name	Logical Name	Expression / Calculation
Inventory Unavailable Cube: IU	IUBC_LP	Inventory Unavailable Base Cost Last Period	LAG(IU.IUBC, 1) OVER HIERARCHY ("TIME".HTBSNS)
Inventory Unavailable Cube: IU	IUBC_LP_CHG	Inventory Unavailable Base Cost Last Period Change	LAG_VARIANCE(IU.IUBC, 1) OVER HIERARCHY ("TIME".HTBSNS)
Inventory Unavailable Cube: IU	IUBC_LP_PCT_CHG	Inventory Unavailable Base Cost Last Period % Change	LAG_VARIANCE_PERCENT(IU.IUBC, 1) OVER HIERARCHY ("TIME".HTBSNS)
Inventory Unavailable Cube: IU	IUBC_LY	Inventory Unavailable Base Cost Last Year	LAG(IU.IUBC, 1) OVER HIERARCHY ("TIME".HTBSNS BY ANCESTOR AT LEVEL "TIME".HTBSNS.BSNS_YR POSITION FROM BEGINNING)
Inventory Unavailable Cube: IU	IUBC_LY_CHG	Inventory Unavailable Base Cost Last Year Change	LAG_VARIANCE(IU.IUBC, 1) OVER HIERARCHY ("TIME".HTBSNS BY ANCESTOR AT LEVEL "TIME".HTBSNS.BSNS_YR POSITION FROM BEGINNING)
Inventory Unavailable Cube: IU	IUBC_LY_PCT_CHG	Inventory Unavailable Base Cost Last Year % Change	LAG_VARIANCE_PERCENT(IU.IUBC, 1) OVER HIERARCHY ("TIME".HTBSNS BY ANCESTOR AT LEVEL "TIME".HTBSNS.BSNS_YR POSITION FROM BEGINNING)
Inventory Unavailable Cube: IU	IUBC_YTD	Inventory Unavailable Base Cost YTD	SUM(IU.IUBC) OVER HIERARCHY ("TIME".HTBSNS BETWEEN UNBOUNDED PRECEDING AND CURRENT MEMBER WITHIN ANCESTOR AT LEVEL "TIME".BSNS_YR)
Inventory Unavailable Cube: IU	IUBC_YTD_LY	Inventory Unavailable Base Cost YTD Last Year	LAG(IU.IUBC_YTD, 1) OVER HIERARCHY ("TIME".HTBSNS BY ANCESTOR AT LEVEL "TIME".HTBSNS.BSNS_YR POSITION FROM BEGINNING)
Inventory Unavailable Cube: IU	IUBC_YTD_LY_CHG	Inventory Unavailable Base Cost YTD Last Year Change	LAG(IU.IUBC_YTD, 1) OVER HIERARCHY ("TIME".HTBSNS BY ANCESTOR AT LEVEL "TIME".HTBSNS.BSNS_YR POSITION FROM BEGINNING)
Inventory Unavailable Cube: IU	IUBC_YTD_LY_PCT_CHG	Inventory Unavailable Base Cost YTD Last Year % Change	LAG_VARIANCE_PERCENT(IU.IUBC_YTD, 1) OVER HIERARCHY ("TIME".HTBSNS BY ANCESTOR AT LEVEL "TIME".HTBSNS.BSNS_YR POSITION FROM BEGINNING)
Inventory Unavailable Cube: IU	IULC_LP	Inventory Unavailable Landed Cost Last Period	LAG(IU.IULC, 1) OVER HIERARCHY ("TIME".HTBSNS)
Inventory Unavailable Cube: IU	IULC_LP_CHG	Inventory Unavailable Landed Cost Last Period Change	LAG_VARIANCE(IU.IULC, 1) OVER HIERARCHY ("TIME".HTBSNS)
Inventory Unavailable Cube: IU	IULC_LP_PCT_CHG	Inventory Unavailable Landed Cost Last Period % Change	LAG_VARIANCE_PERCENT(IU.IULC, 1) OVER HIERARCHY ("TIME".HTBSNS)

Cube Name	Physical Name	Logical Name	Expression / Calculation
Inventory Unavailable Cube: IU	IULC_LY	Inventory Unavailable Landed Cost Last Year	LAG(IU.IULC, 1) OVER HIERARCHY ("TIME".HTBSNS BY ANCESTOR AT LEVEL "TIME".HTBSNS.BSNS_YR POSITION FROM BEGINNING)
Inventory Unavailable Cube: IU	IULC_LY_CHG	Inventory Unavailable Landed Cost Last Year Change	LAG_VARIANCE(IU.IULC, 1) OVER HIERARCHY ("TIME".HTBSNS BY ANCESTOR AT LEVEL "TIME".HTBSNS.BSNS_YR POSITION FROM BEGINNING)
Inventory Unavailable Cube: IU	IULC_LY_PCT_CHG	Inventory Unavailable Landed Cost Last Year % Change	LAG_VARIANCE_PERCENT(IU.IULC, 1) OVER HIERARCHY ("TIME".HTBSNS BY ANCESTOR AT LEVEL "TIME".HTBSNS.BSNS_YR POSITION FROM BEGINNING)
Inventory Unavailable Cube: IU	IULC_YTD	Inventory Unavailable Landed Cost YTD	SUM(IU.IULC) OVER HIERARCHY ("TIME".HTBSNS BETWEEN UNBOUNDED PRECEDING AND CURRENT MEMBER WITHIN ANCESTOR AT LEVEL "TIME".BSNS_YR)
Inventory Unavailable Cube: IU	IULC_YTD_LY	Inventory Unavailable Landed Cost YTD Last Year	LAG(IU.IULC_YTD, 1) OVER HIERARCHY ("TIME".HTBSNS BY ANCESTOR AT LEVEL "TIME".HTBSNS.BSNS_YR POSITION FROM BEGINNING)
Inventory Unavailable Cube: IU	IULC_YTD_LY_CHG	Inventory Unavailable Landed Cost YTD Last Year Change	LAG(IU.IULC_YTD, 1) OVER HIERARCHY ("TIME".HTBSNS BY ANCESTOR AT LEVEL "TIME".HTBSNS.BSNS_YR POSITION FROM BEGINNING)
Inventory Unavailable Cube: IU	IULC_YTD_LY_PCT_ CHG	Inventory Unavailable Landed Cost YTD Last Year % Change	LAG_VARIANCE_PERCENT(IU.IULC_YTD, 1) OVER HIERARCHY ("TIME".HTBSNS BY ANCESTOR AT LEVEL "TIME".HTBSNS.BSNS_YR POSITION FROM BEGINNING)
Inventory Unavailable Cube: IU	IUNC_LP	Inventory Unavailable Net Cost Last Period	LAG(IU.IUNC, 1) OVER HIERARCHY ("TIME".HTBSNS)
Inventory Unavailable Cube: IU	IUNC_LP_CHG	Inventory Unavailable Net Cost Last Period Change	LAG_VARIANCE(IU.IUNC, 1) OVER HIERARCHY ("TIME".HTBSNS)
Inventory Unavailable Cube: IU	IUNC_LP_PCT_CHG	Inventory Unavailable Net Cost Last Period % Change	LAG_VARIANCE_PERCENT(IU.IUNC, 1) OVER HIERARCHY ("TIME".HTBSNS)
Inventory Unavailable Cube: IU	IUNC_LY	Inventory Unavailable Net Cost Last Year	LAG(IU.IUNC, 1) OVER HIERARCHY ("TIME".HTBSNS BY ANCESTOR AT LEVEL "TIME".HTBSNS.BSNS_YR POSITION FROM BEGINNING)
Inventory Unavailable Cube: IU	IUNC_LY_CHG	Inventory Unavailable Net Cost Last Year Change	LAG_VARIANCE(IU.IUNC, 1) OVER HIERARCHY ("TIME".HTBSNS BY ANCESTOR AT LEVEL "TIME".HTBSNS.BSNS_YR POSITION FROM BEGINNING)
Inventory Unavailable Cube: IU	IUNC_LY_PCT_CHG	Inventory Unavailable Net Cost Last Year % Change	LAG_VARIANCE_PERCENT(IU.IUNC, 1) OVER HIERARCHY ("TIME".HTBSNS BY ANCESTOR AT LEVEL "TIME".HTBSNS.BSNS_YR POSITION FROM BEGINNING)
Inventory Unavailable Cube: IU	IUNC_YTD	Inventory Unavailable Net Cost YTD	SUM(IU.IUNC) OVER HIERARCHY ("TIME".HTBSNS BETWEEN UNBOUNDED PRECEDING AND CURRENT MEMBER WITHIN ANCESTOR AT LEVEL "TIME".BSNS_YR)
Inventory Unavailable Cube: IU	IUNC_YTD_LY	Inventory Unavailable Net Cost YTD Last Year	LAG(IU.IUNC_YTD, 1) OVER HIERARCHY ("TIME".HTBSNS BY ANCESTOR AT LEVEL "TIME".HTBSNS.BSNS_YR POSITION FROM BEGINNING)
Inventory Unavailable Cube: IU	IUNC_YTD_LY_CHG	Inventory Unavailable Net Cost YTD Last Year Change	LAG(IU.IUNC_YTD, 1) OVER HIERARCHY ("TIME".HTBSNS BY ANCESTOR AT LEVEL "TIME".HTBSNS.BSNS_YR POSITION FROM BEGINNING)

Cube Name	Physical Name	Logical Name	Expression / Calculation
Inventory Unavailable Cube: IU	IUNC_YTD_LY_PCT_ CHG	Inventory Unavailable Net Cost YTD Last Year % Change	LAG_VARIANCE_PERCENT(IU.IUNC_YTD, 1) OVER HIERARCHY ("TIME".HTBSNS BY ANCESTOR AT LEVEL "TIME".HTBSNS.BSNS_YR POSITION FROM BEGINNING)
Inventory Unavailable Cube: IU	IUQ_LP	Inventory Unavailable Quantity Last Period	LAG(IU.IUQ, 1) OVER HIERARCHY ("TIME".HTBSNS)
Inventory Unavailable Cube: IU	IUQ_LP_CHG	Inventory Unavailable Quantity Last Period Change	LAG_VARIANCE(IU.IUQ, 1) OVER HIERARCHY ("TIME".HTBSNS)
Inventory Unavailable Cube: IU	IUQ_LP_PCT_CHG	Inventory Unavailable Quantity Last Period % Change	LAG_VARIANCE_PERCENT(IU.IUQ, 1) OVER HIERARCHY ("TIME".HTBSNS)
Inventory Unavailable Cube: IU	IUQ_LY	Inventory Unavailable Quantity Last Year	LAG(IU.IUQ, 1) OVER HIERARCHY ("TIME".HTBSNS BY ANCESTOR AT LEVEL "TIME".HTBSNS.BSNS_YR POSITION FROM BEGINNING)
Inventory Unavailable Cube: IU	IUQ_LY_CHG	Inventory Unavailable Quantity Last Year Change	LAG_VARIANCE(IU.IUQ, 1) OVER HIERARCHY ("TIME".HTBSNS BY ANCESTOR AT LEVEL "TIME".HTBSNS.BSNS_YR POSITION FROM BEGINNING)
Inventory Unavailable Cube: IU	IUQ_LY_PCT_CHG	Inventory Unavailable Quantity Last Year % Change	LAG_VARIANCE_PERCENT(IU.IUQ, 1) OVER HIERARCHY ("TIME".HTBSNS BY ANCESTOR AT LEVEL "TIME".HTBSNS.BSNS_YR POSITION FROM BEGINNING)
Inventory Unavailable Cube: IU	IUQ_YTD	Inventory Unavailable Quantity YTD	SUM(IU.IUQ) OVER HIERARCHY ("TIME".HTBSNS BETWEEN UNBOUNDED PRECEDING AND CURRENT MEMBER WITHIN ANCESTOR AT LEVEL "TIME".BSNS_YR)
Inventory Unavailable Cube: IU	IUQ_YTD_LY	Inventory Unavailable Quantity YTD Last Year	LAG(IU.IUQ_YTD, 1) OVER HIERARCHY ("TIME".HTBSNS BY ANCESTOR AT LEVEL "TIME".HTBSNS.BSNS_YR POSITION FROM BEGINNING)
Inventory Unavailable Cube: IU	IUQ_YTD_LY_CHG	Inventory Unavailable Quantity YTD Last Year Change	LAG(IU.IUQ_YTD, 1) OVER HIERARCHY ("TIME".HTBSNS BY ANCESTOR AT LEVEL "TIME".HTBSNS.BSNS_YR POSITION FROM BEGINNING)
Inventory Unavailable Cube: IU	IUQ_YTD_LY_PCT_ CHG	Inventory Unavailable Quantity YTD Last Year % Change	LAG_VARIANCE_PERCENT(IU.IUQ_YTD, 1) OVER HIERARCHY ("TIME".HTBSNS BY ANCESTOR AT LEVEL "TIME".HTBSNS.BSNS_YR POSITION FROM BEGINNING)
Inventory Unavailable Cube: IU	IUR_LP	Inventory Unavailable Retail Last Period	LAG(IU.IUR, 1) OVER HIERARCHY ("TIME".HTBSNS)
Inventory Unavailable Cube: IU	IUR_LP_CHG	Inventory Unavailable Retail Last Period Change	LAG_VARIANCE(IU.IUR, 1) OVER HIERARCHY ("TIME".HTBSNS)
Inventory Unavailable Cube: IU	IUR_LP_PCT_CHG	Inventory Unavailable Retail Last Period % Change	LAG_VARIANCE_PERCENT(IU.IUR, 1) OVER HIERARCHY ("TIME".HTBSNS)
Inventory Unavailable Cube: IU	IUR_LY	Inventory Unavailable Retail Last Year	LAG(IU.IUR, 1) OVER HIERARCHY ("TIME".HTBSNS BY ANCESTOR AT LEVEL "TIME".HTBSNS.BSNS_YR POSITION FROM BEGINNING)
Inventory Unavailable Cube: IU	IUR_LY_CHG	Inventory Unavailable Retail Last Year Change	LAG_VARIANCE(IU.IUR, 1) OVER HIERARCHY ("TIME".HTBSNS BY ANCESTOR AT LEVEL "TIME".HTBSNS.BSNS_YR POSITION FROM BEGINNING)
Inventory Unavailable Cube: IU	IUR_LY_PCT_CHG	Inventory Unavailable Retail Last Year % Change	LAG_VARIANCE_PERCENT(IU.IUR, 1) OVER HIERARCHY ("TIME".HTBSNS BY ANCESTOR AT LEVEL "TIME".HTBSNS.BSNS_YR POSITION FROM BEGINNING)

Cube Name	Physical Name	Logical Name	Expression / Calculation
Inventory Unavailable Cube: IU	IUR_YTD	Inventory Unavailable Retail YTD	SUM(IU.IUR) OVER HIERARCHY ("TIME".HTBSNS BETWEEN UNBOUNDED PRECEDING AND CURRENT MEMBER WITHIN ANCESTOR AT LEVEL "TIME".BSNS_YR)
Inventory Unavailable Cube: IU	IUR_YTD_LY	Inventory Unavailable Retail YTD Last Year	LAG(IU.IUR_YTD, 1) OVER HIERARCHY ("TIME".HTBSNS BY ANCESTOR AT LEVEL "TIME".HTBSNS.BSNS_YR POSITION FROM BEGINNING)
Inventory Unavailable Cube: IU	IUR_YTD_LY_CHG	Inventory Unavailable Retail YTD Last Year Change	LAG(IU.IUR_YTD, 1) OVER HIERARCHY ("TIME".HTBSNS BY ANCESTOR AT LEVEL "TIME".HTBSNS.BSNS_YR POSITION FROM BEGINNING)
Inventory Unavailable Cube: IU	IUR_YTD_LY_PCT_ CHG	Inventory Unavailable Retail YTD Last Year % Change	LAG_VARIANCE_PERCENT(IU.IUR_YTD, 1) OVER HIERARCHY ("TIME".HTBSNS BY ANCESTOR AT LEVEL "TIME".HTBSNS.BSNS_YR POSITION FROM BEGINNING)
Inventory Unavailable Cube: IU	RANK_IUBC_ORG	Inventory Unavailable Base Cost Rank Organization	RANK() OVER (HIERARCHY ORGANIZATION.HORG ORDER BY IU.IUBC DESC NULLS LAST WITHIN PARENT)
Inventory Unavailable Cube: IU	RANK_IUBC_ PRODUCT	Inventory Unavailable Base Cost Rank Product	RANK() OVER (HIERARCHY PRODUCT.HPROD ORDER BY IU.IUBC DESC NULLS LAST WITHIN PARENT)
Inventory Unavailable Cube: IU	RANK_IUBC_ REASON	Inventory Unavailable Base Cost Rank REASON	RANK() OVER (HIERARCHY REASON.HREASON ORDER BY IU.IUBC DESC NULLS LAST WITHIN PARENT)
Inventory Unavailable Cube: IU	RANK_IULC_ORG	Inventory Unavailable Landed Cost Rank Organization	RANK() OVER (HIERARCHY ORGANIZATION.HORG ORDER BY IU.IULC DESC NULLS LAST WITHIN PARENT)
Inventory Unavailable Cube: IU	RANK_IULC_ PRODUCT	Inventory Unavailable Landed Cost Rank Product	RANK() OVER (HIERARCHY PRODUCT.HPROD ORDER BY IU.IULC DESC NULLS LAST WITHIN PARENT)
Inventory Unavailable Cube: IU	RANK_IULC_ REASON	Inventory Unavailable Landed Cost Rank REASON	RANK() OVER (HIERARCHY REASON.HREASON ORDER BY IU.IULC DESC NULLS LAST WITHIN PARENT)
Inventory Unavailable Cube: IU	RANK_IUNC_ORG	Inventory Unavailable Net Cost Rank Organization	RANK() OVER (HIERARCHY ORGANIZATION.HORG ORDER BY IU.IUNC DESC NULLS LAST WITHIN PARENT)
Inventory Unavailable Cube: IU	RANK_IUNC_ PRODUCT	Inventory Unavailable Net Cost Rank Product	RANK() OVER (HIERARCHY PRODUCT.HPROD ORDER BY IU.IUNC DESC NULLS LAST WITHIN PARENT)
Inventory Unavailable Cube: IU	RANK_IUNC_ REASON	Inventory Unavailable Net Cost Rank REASON	RANK() OVER (HIERARCHY REASON.HREASON ORDER BY IU.IUNC DESC NULLS LAST WITHIN PARENT)
Inventory Unavailable Cube: IU	RANK_IUQ_ORG	Inventory Unavailable Quantity Rank Organization	RANK() OVER (HIERARCHY ORGANIZATION.HORG ORDER BY IU.IUQ DESC NULLS LAST WITHIN PARENT)
Inventory Unavailable Cube: IU	RANK_IUQ_ PRODUCT	Inventory Unavailable Quantity Rank Product	RANK() OVER (HIERARCHY PRODUCT.HPROD ORDER BY IU.IUQ DESC NULLS LAST WITHIN PARENT)
Inventory Unavailable Cube: IU	RANK_IUQ_ REASON	Inventory Unavailable Quantity Rank REASON	RANK() OVER (HIERARCHY REASON.HREASON ORDER BY IU.IUQ DESC NULLS LAST WITHIN PARENT)
Inventory Unavailable Cube: IU	RANK_IUR_ORG	Inventory Unavailable Retail Rank Organization	RANK() OVER (HIERARCHY ORGANIZATION.HORG ORDER BY IU.IUR DESC NULLS LAST WITHIN PARENT)
Inventory Unavailable Cube: IU	RANK_IUR_ PRODUCT	Inventory Unavailable Retail Rank Product	RANK() OVER (HIERARCHY PRODUCT.HPROD ORDER BY IU.IUR DESC NULLS LAST WITHIN PARENT)

Cube Name	Physical Name	Logical Name	Expression / Calculation
Inventory Unavailable Cube: IU	RANK_IUR_REASON	Inventory Unavailable Retail Rank REASON	RANK() OVER (HIERARCHY REASON.HREASON ORDER BY IU.IUR DESC NULLS LAST WITHIN PARENT)
Inventory Unavailable Cube: IU	SHR_IUBC_ORG	Inventory Unavailable Base Cost Share Organization	SHARE(IU.IUBC OF HIERARCHY ORGANIZATION.HORG PARENT)
Inventory Unavailable Cube: IU	SHR_IUBC_ PRODUCT	Inventory Unavailable Base Cost Share Product	SHARE(IU.IUBC OF HIERARCHY PRODUCT.HPROD PARENT)
Inventory Unavailable Cube: IU	SHR_IUBC_REASON	Inventory Unavailable Base Cost Share REASON	SHARE(IU.IUBC OF HIERARCHY REASON.HREASON PARENT)
Inventory Unavailable Cube: IU	SHR_IULC_ORG	Inventory Unavailable Landed Cost Share Organization	SHARE(IU.IULC OF HIERARCHY ORGANIZATION.HORG PARENT)
Inventory Unavailable Cube: IU	SHR_IULC_ PRODUCT	Inventory Unavailable Landed Cost Share Product	SHARE(IU.IULC OF HIERARCHY PRODUCT.HPROD PARENT)
Inventory Unavailable Cube: IU	SHR_IULC_REASON	Inventory Unavailable Landed Cost Share REASON	SHARE(IU.IULC OF HIERARCHY REASON.HREASON PARENT)
Inventory Unavailable Cube: IU	SHR_IUNC_ORG	Inventory Unavailable Net Cost Share Organization	SHARE(IU.IUNC OF HIERARCHY ORGANIZATION.HORG PARENT)
Inventory Unavailable Cube: IU	SHR_IUNC_ PRODUCT	Inventory Unavailable Net Cost Share Product	SHARE(IU.IUNC OF HIERARCHY PRODUCT.HPROD PARENT)
Inventory Unavailable Cube: IU	SHR_IUNC_REASON	Inventory Unavailable Net Cost Share REASON	SHARE(IU.IUNC OF HIERARCHY REASON.HREASON PARENT)
Inventory Unavailable Cube: IU	SHR_IUQ_ORG	Inventory Unavailable Quantity Share Organization	SHARE(IU.IUQ OF HIERARCHY ORGANIZATION.HORG PARENT)
Inventory Unavailable Cube: IU	SHR_IUQ_PRODUCT	Inventory Unavailable Quantity Share Product	SHARE(IU.IUQ OF HIERARCHY PRODUCT.HPROD PARENT)
Inventory Unavailable Cube: IU	SHR_IUQ_REASON	Inventory Unavailable Quantity Share REASON	SHARE(IU.IUQ OF HIERARCHY REASON.HREASON PARENT)
Inventory Unavailable Cube: IU	SHR_IUR_ORG	Inventory Unavailable Retail Share Organization	SHARE(IU.IUR OF HIERARCHY ORGANIZATION.HORG PARENT)
Inventory Unavailable Cube: IU	SHR_IUR_PRODUCT	Inventory Unavailable Retail Share Product	SHARE(IU.IUR OF HIERARCHY PRODUCT.HPROD PARENT)
Inventory Unavailable Cube: IU	SHR_IUR_REASON	Inventory Unavailable Retail Share REASON	SHARE(IU.IUR OF HIERARCHY REASON.HREASON PARENT)

Liability Cube: LIABILITY

This Cube contains Liability related Measures.

Physical Name: LIABILITY

Dimensionality

The Liability Cube is loaded from the relational schema at these dimension levels.

Liability Cube Dimensions

OLAP Cube	Dimension Number	OLAP Dimension	OLAP Dimension Type
Liability Cube: LIABILITY	1	Time: TIME	TIME
Liability Cube: LIABILITY	2	Liability Type: LIABTYP	STANDARD

Aggregation, Load Information

Liability Cube Aggregation, Load Information

OLAP Cube	Order	OLAP Dimension	Operator	Aggregate from Level
Liability Cube: LIABILITY	1	Time: TIME	SUM	Default
Liability Cube: LIABILITY	2	Liability Type: LIABTYP	SUM	Default

Base Measures with Description, Logical Name and Mapping Expression

Liability Cube Base Measures

Cube Name	Physical Name	Logical Name	Mapping Expression
Liability Cube: LIABILITY	LV	Liability Value	DWD_LIAB_DAY.LIAB_VAL

Derived Measure with Description, Logical Name and Expression / Calculation

Liability Cube Derived Measures

Cube Name	Physical Name	Logical Name	Expression / Calculation
Liability Cube: LIABILITY	LV_LP	Liability Value Last Period	LAG(LIABILITY.LV, 1) OVER HIERARCHY ("TIME".HTBSNS)
Liability Cube: LIABILITY	LV_LP_CHG	Liability Value Last Period Change	LAG_VARIANCE(LIABILITY.LV, 1) OVER HIERARCHY ("TIME".HTBSNS)
Liability Cube: LIABILITY	LV_LP_PCT_CHG	Liability Value Last Period % Change	LAG_VARIANCE_PERCENT(LIABILITY.LV, 1) OVER HIERARCHY ("TIME".HTBSNS)
Liability Cube: LIABILITY	LV_LY	Liability Value Last Year	LAG(LIABILITY.LV, 1) OVER HIERARCHY ("TIME".HTBSNS BY ANCESTOR AT LEVEL "TIME".HTBSNS.BSNS_YR POSITION FROM BEGINNING)
Liability Cube: LIABILITY	LV_LY_CHG	Liability Value Last Year Change	LAG_VARIANCE(LIABILITY.LV, 1) OVER HIERARCHY ("TIME".HTBSNS BY ANCESTOR AT LEVEL "TIME".HTBSNS.BSNS_YR POSITION FROM BEGINNING)
Liability Cube: LIABILITY	LV_LY_PCT_CHG	Liability Value Last Year % Change	LAG_VARIANCE_PERCENT(LIABILITY.LV, 1) OVER HIERARCHY ("TIME".HTBSNS BY ANCESTOR AT LEVEL "TIME".HTBSNS.BSNS_YR POSITION FROM BEGINNING)
Liability Cube: LIABILITY	LV_YTD	Liability Value YTD	SUM(LIABILITY.LV) OVER HIERARCHY ("TIME".HTBSNS BETWEEN UNBOUNDED PRECEDING AND CURRENT MEMBER WITHIN ANCESTOR AT LEVEL "TIME".BSNS_YR)
Liability Cube: LIABILITY	LV_YTD_LY	Liability Value YTD Last Year	LAG(LIABILITY.LV_YTD, 1) OVER HIERARCHY ("TIME".HTBSNS BY ANCESTOR AT LEVEL "TIME".HTBSNS.BSNS_YR POSITION FROM BEGINNING)
Liability Cube: LIABILITY	LV_YTD_LY_CHG	Liability Value YTD Last Year Change	LAG(LIABILITY.LV_YTD, 1) OVER HIERARCHY ("TIME".HTBSNS BY ANCESTOR AT LEVEL "TIME".HTBSNS.BSNS_YR POSITION FROM BEGINNING)
Liability Cube: LIABILITY	LV_YTD_LY_PCT_CHG	Liability Value YTD Last Year % Change	LAG_VARIANCE_PERCENT(LIABILITY.LV_YTD, 1) OVER HIERARCHY ("TIME".HTBSNS BY ANCESTOR AT LEVEL "TIME".HTBSNS.BSNS_YR POSITION FROM BEGINNING)

Store Hours Cube: OBUH

This Cube contains Store Hours related measures.

Physical Name: OBUH**Dimensionality**

The Store Hours Cube is loaded from the relational schema at these dimension levels.

Store Hours Cube Dimensions

OLAP Cube	Dimension Number	OLAP Dimension	OLAP Dimension Type
Store Hours Cube: OBUH	1	Time: TIME	TIME
Store Hours Cube: OBUH	2	Organization: ORGANIZATION	STANDARD

Aggregation, Load Information

Store Hours Cube Aggregation, Load Information

OLAP Cube	Order	OLAP Dimension	Operator	Aggregate from Level
Store Hours Cube: OBUH	1	Time: TIME	SUM	Default
Store Hours Cube: OBUH	2	Organization: ORGANIZATION	SUM	Default

Base Measures with Description, Logical Name and Mapping Expression

Store Hours Cube Base Measures

Cube Name	Physical Name	Logical Name	Mapping Expression
Store Hours Cube: OBUH	SACT	Store Actual Close Time	TO_NUMBER(TO_CHAR(DWD_ORG_BSNS_UNT_HRS_DAY.STORE_ACT_CLS_TIME, 'SSSSS'))
Store Hours Cube: OBUH	SAOT	Store Actual Open Time	TO_NUMBER(TO_CHAR(DWD_ORG_BSNS_UNT_HRS_DAY.STORE_ACT_OPEN_TIME, 'SSSSS'))
Store Hours Cube: OBUH	SOCT	Store Operating Close Time	TO_NUMBER(TO_CHAR(DWD_ORG_BSNS_UNT_HRS_DAY.STORE_OPERTNGS_CLS_TIME, 'SSSSS'))
Store Hours Cube: OBUH	SOH	Store Open Hours	TO_NUMBER(DWD_ORG_BSNS_UNT_HRS_DAY.STORE_OPEN_HRS)
Store Hours Cube: OBUH	SOOT	Store Operating Open Time	TO_NUMBER(TO_CHAR(DWD_ORG_BSNS_UNT_HRS_DAY.STORE_OPERTNG_OPEN_TIME, 'SSSSS'))
Store Hours Cube: OBUH	SOTH	Store Operating Hours	TO_NUMBER(DWD_ORG_BSNS_UNT_HRS_DAY.STORE_OPERTNG_HRS)

Derived Measure with Description, Logical Name and Expression / Calculation

Store Hours Cube Derived Measures

Cube Name	Physical Name	Logical Name	Expression / Calculation
Store Hours Cube: OBUH	SACT_DESC	Store Actual Close Time Desc	OLAP_DML_EXPRESSION('if time_levelrel(time time(time time)) eq "DAY" and obuh_stored(OBUH_MEASURE_DIM "SACT") ne na then joinchars(to_char(truncate(obuh_stored(OBUH_MEASURE_DIM "SACT")/3600,"99"),":",to_char(trunc(modulo(obuh_stored(OBUH_MEASURE_DIM "SACT"),3600)/60),"09"),":",to_char(modulo(obuh_stored(OBUH_MEASURE_DIM "SACT"),60),"09")," hrs") else na', VARCHA2 (100))

Cube Name	Physical Name	Logical Name	Expression / Calculation
Store Hours Cube: OBUH	SAOT_DESC	Store Actual Open Time Desc	OLAP_DML_EXPRESSION('if time_levelrel(time time(time time)) eq "DAY" and obuh_stored(OBUH_MEASURE_DIM "SAOT") ne na then joinchars(to_char(truncate(obuh_stored(OBUH_ MEASURE_DIM "SAOT")/3600,"99"), ":", to_ char(trunc(modulo(obuh_stored(OBUH_MEASURE_DIM "SAOT"), 3600)/60),"09"), ":", to_char(modulo(obuh_ stored(OBUH_MEASURE_DIM "SAOT"), 60), "09"), " hrs") else na', VARCHAR2 (100))
Store Hours Cube: OBUH	SOCT_DESC	Store Operating Close Time Desc	OLAP_DML_EXPRESSION('if time_levelrel(time time(time time)) eq "DAY" and obuh_stored(OBUH_MEASURE_DIM "SOCT") ne na then joinchars(to_char(truncate(obuh_stored(OBUH_ MEASURE_DIM "SOCT")/3600,"99"), ":", to_ char(trunc(modulo(obuh_stored(OBUH_MEASURE_DIM "SOCT"), 3600)/60),"09"), ":", to_char(modulo(obuh_ stored(OBUH_MEASURE_DIM "SOCT"), 60), "09"), " hrs") else na', VARCHAR2 (100))
Store Hours Cube: OBUH	SOOT_DESC	Store Operating Open Time Desc	OLAP_DML_EXPRESSION('if time_levelrel(time time(time time)) eq "DAY" and obuh_stored(OBUH_MEASURE_DIM "SOOT") ne na then joinchars(to_char(truncate(obuh_stored(OBUH_ MEASURE_DIM "SOOT")/3600,"99"), ":", to_ char(trunc(modulo(obuh_stored(OBUH_MEASURE_DIM "SOOT"), 3600)/60),"09"), ":", to_char(modulo(obuh_ stored(OBUH_MEASURE_DIM "SOOT"), 60), "09"), " hrs") else na', VARCHAR2 (100))

Store Traffic Cube: OBUT

This Cube contains Store Traffic related Information/measures.

Physical Name: OBUT

Dimensionality

The Store Traffic Cube is loaded from the relational schema at these dimension levels.

Store Traffic Cube Dimensions

OLAP Cube	Dimension Number	OLAP Dimension	OLAP Dimension Type
Store Traffic Cube: OBUT	1	Time: TIME	TIME
Store Traffic Cube: OBUT	2	Organization: ORGANIZATION	STANDARD

Aggregation, Load Information

Store Traffic Cube Aggregation, Load Information

OLAP Cube	Order	OLAP Dimension	Operator	Aggregate from Level
Store Traffic Cube: OBUT	1	Time: TIME	SUM	Default
Store Traffic Cube: OBUT	2	Organization: ORGANIZATION	SUM	Default

Base Measures with Description, Logical Name and Mapping Expression

Store Traffic Cube Base Measures

Cube Name	Physical Name	Logical Name	Mapping Expression
Store Traffic Cube: OBUT	CIN	Customer In Count	DWD_ORG_BSNS_UNT_TRFC_DAY.CUST_IN_CNT

Cube Name	Physical Name	Logical Name	Mapping Expression
Store Traffic Cube: OBUT	CON	Customer Out Count	DWD_ORG_BSNS_UNT_TRFC_DAY.CUST_OUT_CNT

Derived Measure with Description, Logical Name and Expression / Calculation
Store Traffic Cube Derived Measures

Cube Name	Physical Name	Logical Name	Expression / Calculation
Store Traffic Cube: OBUT	CIN_LP	Customer In Count Last Period	LAG(OBUT.CIN, 1) OVER HIERARCHY ("TIME".HTBSNS)
Store Traffic Cube: OBUT	CIN_LP_CHG	Customer In Count Last Period Change	LAG_VARIANCE(OBUT.CIN, 1) OVER HIERARCHY ("TIME".HTBSNS)
Store Traffic Cube: OBUT	CIN_LP_PCT_CHG	Customer In Count Last Period % Change	LAG_VARIANCE_PERCENT(OBUT.CIN, 1) OVER HIERARCHY ("TIME".HTBSNS)
Store Traffic Cube: OBUT	CIN_LY	Customer In Count Last Year	LAG(OBUT.CIN, 1) OVER HIERARCHY ("TIME".HTBSNS BY ANCESTOR AT LEVEL "TIME".HTBSNS.BSNS_YR POSITION FROM BEGINNING)
Store Traffic Cube: OBUT	CIN_LY_CHG	Customer In Count Last Year Change	LAG_VARIANCE(OBUT.CIN, 1) OVER HIERARCHY ("TIME".HTBSNS BY ANCESTOR AT LEVEL "TIME".HTBSNS.BSNS_YR POSITION FROM BEGINNING)
Store Traffic Cube: OBUT	CIN_LY_PCT_CHG	Customer In Count Last Year % Change	LAG_VARIANCE_PERCENT(OBUT.CIN, 1) OVER HIERARCHY ("TIME".HTBSNS BY ANCESTOR AT LEVEL "TIME".HTBSNS.BSNS_YR POSITION FROM BEGINNING)
Store Traffic Cube: OBUT	CIN_YTD	Customer In Count YTD	SUM(OBUT.CIN) OVER HIERARCHY ("TIME".HTBSNS BETWEEN UNBOUNDED PRECEDING AND CURRENT MEMBER WITHIN ANCESTOR AT LEVEL "TIME".BSNS_YR)
Store Traffic Cube: OBUT	CIN_YTD_LY	Customer In Count YTD Last Year	LAG(OBUT.CIN_YTD, 1) OVER HIERARCHY ("TIME".HTBSNS BY ANCESTOR AT LEVEL "TIME".HTBSNS.BSNS_YR POSITION FROM BEGINNING)
Store Traffic Cube: OBUT	CIN_YTD_LY_CHG	Customer In Count YTD Last Year Change	LAG(OBUT.CIN_YTD, 1) OVER HIERARCHY ("TIME".HTBSNS BY ANCESTOR AT LEVEL "TIME".HTBSNS.BSNS_YR POSITION FROM BEGINNING)
Store Traffic Cube: OBUT	CIN_YTD_LY_PCT_CHG	Customer In Count YTD Last Year % Change	LAG_VARIANCE_PERCENT(OBUT.CIN_YTD, 1) OVER HIERARCHY ("TIME".HTBSNS BY ANCESTOR AT LEVEL "TIME".HTBSNS.BSNS_YR POSITION FROM BEGINNING)
Store Traffic Cube: OBUT	CON_LP	Customer Out Count Last Period	LAG(OBUT.CON, 1) OVER HIERARCHY ("TIME".HTBSNS)
Store Traffic Cube: OBUT	CON_LP_CHG	Customer Out Count Last Period Change	LAG_VARIANCE(OBUT.CON, 1) OVER HIERARCHY ("TIME".HTBSNS)
Store Traffic Cube: OBUT	CON_LP_PCT_CHG	Customer Out Count Last Period % Change	LAG_VARIANCE_PERCENT(OBUT.CON, 1) OVER HIERARCHY ("TIME".HTBSNS)
Store Traffic Cube: OBUT	CON_LY	Customer Out Count Last Year	LAG(OBUT.CON, 1) OVER HIERARCHY ("TIME".HTBSNS BY ANCESTOR AT LEVEL "TIME".HTBSNS.BSNS_YR POSITION FROM BEGINNING)
Store Traffic Cube: OBUT	CON_LY_CHG	Customer Out Count Last Year Change	LAG_VARIANCE(OBUT.CON, 1) OVER HIERARCHY ("TIME".HTBSNS BY ANCESTOR AT LEVEL "TIME".HTBSNS.BSNS_YR POSITION FROM BEGINNING)
Store Traffic Cube: OBUT	CON_LY_PCT_CHG	Customer Out Count Last Year % Change	LAG_VARIANCE_PERCENT(OBUT.CON, 1) OVER HIERARCHY ("TIME".HTBSNS BY ANCESTOR AT LEVEL "TIME".HTBSNS.BSNS_YR POSITION FROM BEGINNING)
Store Traffic Cube: OBUT	CON_YTD	Customer Out Count YTD	SUM(OBUT.CON) OVER HIERARCHY ("TIME".HTBSNS BETWEEN UNBOUNDED PRECEDING AND CURRENT MEMBER WITHIN ANCESTOR AT LEVEL "TIME".BSNS_YR)

Cube Name	Physical Name	Logical Name	Expression / Calculation
Store Traffic Cube: OBUT	CON_YTD_LY	Customer Out Count YTD Last Year	LAG(OBUT.CON_YTD, 1) OVER HIERARCHY ("TIME".HTBSNS BY ANCESTOR AT LEVEL "TIME".HTBSNS.BSNS_YR POSITION FROM BEGINNING)
Store Traffic Cube: OBUT	CON_YTD_LY_CHG	Customer Out Count YTD Last Year Change	LAG(OBUT.CON_YTD, 1) OVER HIERARCHY ("TIME".HTBSNS BY ANCESTOR AT LEVEL "TIME".HTBSNS.BSNS_YR POSITION FROM BEGINNING)
Store Traffic Cube: OBUT	CON_YTD_LY_PCT_CHG	Customer Out Count YTD Last Year % Change	LAG_VARIANCE_PERCENT(OBUT.CON_YTD, 1) OVER HIERARCHY ("TIME".HTBSNS BY ANCESTOR AT LEVEL "TIME".HTBSNS.BSNS_YR POSITION FROM BEGINNING)
Store Traffic Cube: OBUT	RANK_CIN_ORGANIZATION	Customer In Count Rank Organization	RANK() OVER (HIERARCHY ORGANIZATION.HORG ORDER BY OBUT.CIN DESC NULLS LAST WITHIN PARENT)
Store Traffic Cube: OBUT	RANK_CON_ORGANIZATION	Customer Out Count Rank Organization	RANK() OVER (HIERARCHY ORGANIZATION.HORG ORDER BY OBUT.CON DESC NULLS LAST WITHIN PARENT)
Store Traffic Cube: OBUT	SHR_CIN_ORGANIZATION	Customer In Count Share Organization	SHARE(OBUT.CIN OF HIERARCHY ORGANIZATION.HORG PARENT)
Store Traffic Cube: OBUT	SHR_CON_ORGANIZATION	Customer Out Count Share Organization	SHARE(OBUT.CON OF HIERARCHY ORGANIZATION.HORG PARENT)

Purchase Order Line Item State Cube: POLIS

This Cube contains the Purchase Order Line Item State Measures.

Physical Name: POLIS

Dimensionality

The Purchase Order Line Item State Cube is loaded from the relational schema at these dimension levels.

Purchase Order Line Item State Cube Dimensions

OLAP Cube	Dimension Number	OLAP Dimension	OLAP Dimension Type
Purchase Order Line Item State Cube: POLIS	1	Time: TIME	TIME
Purchase Order Line Item State Cube: POLIS	2	Organization: ORGANIZATION	STANDARD
Purchase Order Line Item State Cube: POLIS	3	Vendor: VENDOR	STANDARD
Purchase Order Line Item State Cube: POLIS	4	Vendor Site: VNDRSITE	STANDARD
Purchase Order Line Item State Cube: POLIS	5	Product: PRODUCT	STANDARD

Aggregation, Load Information

Purchase Order Line Item State Cube Aggregation, Load Information

OLAP Cube	Order	OLAP Dimension	Operator	Aggregate from Level
Purchase Order Line Item State Cube: POLIS	1	Time: TIME	SUM	Default
Purchase Order Line Item State Cube: POLIS	2	Organization: ORGANIZATION	SUM	Default

OLAP Cube	Order	OLAP Dimension	Operator	Aggregate from Level
Purchase Order Line Item State Cube: POLIS	3	Vendor: VENDOR	SUM	Default
Purchase Order Line Item State Cube: POLIS	4	Vendor Site: VNDRSITE	SUM	Default
Purchase Order Line Item State Cube: POLIS	5	Product: PRODUCT	SUM	Default

Base Measures with Description, Logical Name and Mapping Expression

Purchase Order Line Item State Cube Base Measures

Cube Name	Physical Name	Logical Name	Mapping Expression
Purchase Order Line Item State Cube: POLIS	ALTA	Altered Amount	DWD_PCHSE_ORDR_LI_STATE.ALTRD_AMT
Purchase Order Line Item State Cube: POLIS	ALTQ	Altered Quantity	DWD_PCHSE_ORDR_LI_STATE.ALTRD_QTY
Purchase Order Line Item State Cube: POLIS	ALTU	Altered Units	DWD_PCHSE_ORDR_LI_STATE.ALTRD_UNITS
Purchase Order Line Item State Cube: POLIS	AQ	Allocated Quantity	DWD_PCHSE_ORDR_LI_STATE.ALCTD_QTY
Purchase Order Line Item State Cube: POLIS	AU	Allocated Units	DWD_PCHSE_ORDR_LI_STATE.ALCTD_UNITS
Purchase Order Line Item State Cube: POLIS	BLQ	Billed Quantity	DWD_PCHSE_ORDR_LI_STATE.BLLD_QTY
Purchase Order Line Item State Cube: POLIS	BLU	Billed Units	DWD_PCHSE_ORDR_LI_STATE.BLLD_UNITS
Purchase Order Line Item State Cube: POLIS	BQ	Booked Quantity	DWD_PCHSE_ORDR_LI_STATE.BKD_QTY
Purchase Order Line Item State Cube: POLIS	BTCD	Book To Cancel Days	DWD_PCHSE_ORDR_LI_STATE.BK_TO_CNCL_DAYS
Purchase Order Line Item State Cube: POLIS	BTDCD	Book To Delivery Complete Days	DWD_PCHSE_ORDR_LI_STATE.BK_TO_DLVRY_CMPLT_DAYS
Purchase Order Line Item State Cube: POLIS	BTSD	Book To Shipment Days	DWD_PCHSE_ORDR_LI_STATE.BK_TO_SHPMNT_DAYS
Purchase Order Line Item State Cube: POLIS	BU	Booked Units	DWD_PCHSE_ORDR_LI_STATE.BKD_UNITS
Purchase Order Line Item State Cube: POLIS	CDA	Cancel Discount Amount	DWD_PCHSE_ORDR_LI_STATE.CNCL_DISC_AMT
Purchase Order Line Item State Cube: POLIS	CDCA	Cancel Delivery Charge Amount	DWD_PCHSE_ORDR_LI_STATE.CNCL_RUSH_DLVRY_CHRG_AMT
Purchase Order Line Item State Cube: POLIS	CPA	Cancel Purchase Order Amount	DWD_PCHSE_ORDR_LI_STATE.CNCL_PO_AMT
Purchase Order Line Item State Cube: POLIS	CQ	Cancelled Quantity	DWD_PCHSE_ORDR_LI_STATE.CNCL_QTY
Purchase Order Line Item State Cube: POLIS	CRDCA	Cancel Rush Delivery Charge Amount	DWD_PCHSE_ORDR_LI_STATE.CNCL_DLVRY_CHRG_AMT
Purchase Order Line Item State Cube: POLIS	CSCA	Cancel Service Charge Amount	DWD_PCHSE_ORDR_LI_STATE.CNCL_SRVC_CHRG_AMT
Purchase Order Line Item State Cube: POLIS	CTA	Cancel Tax Amount	DWD_PCHSE_ORDR_LI_STATE.CNCL_TAX_AMT

Cube Name	Physical Name	Logical Name	Mapping Expression
Purchase Order Line Item State Cube: POLIS	CU	Cancelled Units	DWD_PCHSE_ORDR_LI_STATE.CNCL_UNITS
Purchase Order Line Item State Cube: POLIS	DA	Discount Amount	DWD_PCHSE_ORDR_LI_STATE.DISC_AMT
Purchase Order Line Item State Cube: POLIS	DCA	Delivery Charge Amount	DWD_PCHSE_ORDR_LI_STATE.DLVRY_CHRG_AMT
Purchase Order Line Item State Cube: POLIS	DQ	Delivered Quantity	DWD_PCHSE_ORDR_LI_STATE.DLVRD_QTY
Purchase Order Line Item State Cube: POLIS	DU	Delivered Units	DWD_PCHSE_ORDR_LI_STATE.DLVRD_UNITS
Purchase Order Line Item State Cube: POLIS	NA	Net Amount	DWD_PCHSE_ORDR_LI_STATE.NET_AMT
Purchase Order Line Item State Cube: POLIS	OQ	Order Quantity	DWD_PCHSE_ORDR_LI_STATE.ORDER_QTY
Purchase Order Line Item State Cube: POLIS	OTA	Original Tax Amount	DWD_PCHSE_ORDR_LI_STATE.ORGNL_TAX_AMT
Purchase Order Line Item State Cube: POLIS	OU	Order Units	DWD_PCHSE_ORDR_LI_STATE.ORDER_UNITS
Purchase Order Line Item State Cube: POLIS	PNDA	Pending Amount	DWD_PCHSE_ORDR_LI_STATE.PNDNG_AMT
Purchase Order Line Item State Cube: POLIS	PNDQ	Pending Quantity	DWD_PCHSE_ORDR_LI_STATE.PNDNG_QTY
Purchase Order Line Item State Cube: POLIS	PNDU	Pending Units	DWD_PCHSE_ORDR_LI_STATE.PNDNG_UNITS
Purchase Order Line Item State Cube: POLIS	POA	Purchase Order Amount	DWD_PCHSE_ORDR_LI_STATE.PO_AMT
Purchase Order Line Item State Cube: POLIS	POCA	Purchase Order Cost Amount	DWD_PCHSE_ORDR_LI_STATE.PO_COST_AMT
Purchase Order Line Item State Cube: POLIS	PPA	Pickup Amount	DWD_PCHSE_ORDR_LI_STATE.PCKUP_AMT
Purchase Order Line Item State Cube: POLIS	PPQ	Pickup Quantity	DWD_PCHSE_ORDR_LI_STATE.PCKUP_QTY
Purchase Order Line Item State Cube: POLIS	PPU	Pickup Units	DWD_PCHSE_ORDR_LI_STATE.PCKUP_UNITS
Purchase Order Line Item State Cube: POLIS	PQ	Pick Quantity	DWD_PCHSE_ORDR_LI_STATE.PICK_QTY
Purchase Order Line Item State Cube: POLIS	PU	Pick Units	DWD_PCHSE_ORDR_LI_STATE.PICK_UNITS
Purchase Order Line Item State Cube: POLIS	RDA	Return Discount Amount	DWD_PCHSE_ORDR_LI_STATE.RETRN_DISC_AMT
Purchase Order Line Item State Cube: POLIS	RDCA	Rush Delivery Charge Amount	DWD_PCHSE_ORDR_LI_STATE.RUSH_DLVRY_CHRG_AMT
Purchase Order Line Item State Cube: POLIS	RNDCA	Return Delivery Charge Amount	DWD_PCHSE_ORDR_LI_STATE.RETRN_DLVRY_CHRG_AMT
Purchase Order Line Item State Cube: POLIS	RPOA	Return Purchase Order Amount	DWD_PCHSE_ORDR_LI_STATE.RETRN_PO_AMT
Purchase Order Line Item State Cube: POLIS	RQ	Return Quantity	DWD_PCHSE_ORDR_LI_STATE.RETRN_QTY
Purchase Order Line Item State Cube: POLIS	RRDCA	Return Rush Delivery Charge Amount	DWD_PCHSE_ORDR_LI_STATE.RETRN_RUSH_DLVRY_CHRG_AMT

Cube Name	Physical Name	Logical Name	Mapping Expression
Purchase Order Line Item State Cube: POLIS	RSCA	Return Service Charge Amount	DWD_PCHSE_ORDR_LI_STATE.RETRN_SRVC_CHRG_AMT
Purchase Order Line Item State Cube: POLIS	RTA	Return Tax Amount	DWD_PCHSE_ORDR_LI_STATE.RETRN_TAX_AMT
Purchase Order Line Item State Cube: POLIS	RU	Return Units	DWD_PCHSE_ORDR_LI_STATE.RETRN_UNITS
Purchase Order Line Item State Cube: POLIS	SA	Shipped Amount	DWD_PCHSE_ORDR_LI_STATE.SHIPD_AMT
Purchase Order Line Item State Cube: POLIS	SCA	Service Charge Amount	DWD_PCHSE_ORDR_LI_STATE.SRVC_CHRG_AMT
Purchase Order Line Item State Cube: POLIS	SQ	Shipped Quantity	DWD_PCHSE_ORDR_LI_STATE.SHIPD_QTY
Purchase Order Line Item State Cube: POLIS	SU	Shipped Units	DWD_PCHSE_ORDR_LI_STATE.SHIPD_UNITS
Purchase Order Line Item State Cube: POLIS	TA	Tax Amount	DWD_PCHSE_ORDR_LI_STATE.TAX_AMT

Derived Measure with Description, Logical Name and Expression / Calculation
Purchase Order Line Item State Cube Derived Measures

Cube Name	Physical Name	Logical Name	Expression / Calculation
Purchase Order Line Item State Cube: POLIS	ALTA_LP	Altered Amount Last Period	LAG(POLIS.ALTA, 1) OVER HIERARCHY ("TIME".HTBSNS)
Purchase Order Line Item State Cube: POLIS	ALTA_LP_CHG	Altered Amount Last Period Change	LAG_VARIANCE(POLIS.ALTA, 1) OVER HIERARCHY ("TIME".HTBSNS)
Purchase Order Line Item State Cube: POLIS	ALTA_LP_PCT_CHG	Altered Amount Last Period % Change	LAG_VARIANCE_PERCENT(POLIS.ALTA, 1) OVER HIERARCHY ("TIME".HTBSNS)
Purchase Order Line Item State Cube: POLIS	ALTA_LY	Altered Amount Last Year	LAG(POLIS.ALTA, 1) OVER HIERARCHY ("TIME".HTBSNS BY ANCESTOR AT LEVEL "TIME".HTBSNS.BSNS_YR POSITION FROM BEGINNING)
Purchase Order Line Item State Cube: POLIS	ALTA_LY_CHG	Altered Amount Last Year Change	LAG_VARIANCE(POLIS.ALTA, 1) OVER HIERARCHY ("TIME".HTBSNS BY ANCESTOR AT LEVEL "TIME".HTBSNS.BSNS_YR POSITION FROM BEGINNING)
Purchase Order Line Item State Cube: POLIS	ALTA_LY_PCT_CHG	Altered Amount Last Year % Change	LAG_VARIANCE_PERCENT(POLIS.ALTA, 1) OVER HIERARCHY ("TIME".HTBSNS BY ANCESTOR AT LEVEL "TIME".HTBSNS.BSNS_YR POSITION FROM BEGINNING)
Purchase Order Line Item State Cube: POLIS	ALTA_YTD	Altered Amount YTD	SUM(POLIS.ALTA) OVER HIERARCHY ("TIME".HTBSNS BETWEEN UNBOUNDED PRECEDING AND CURRENT MEMBER WITHIN ANCESTOR AT LEVEL "TIME".BSNS_YR)
Purchase Order Line Item State Cube: POLIS	ALTA_YTD_LY	Altered Amount YTD Last Year	LAG(POLIS.ALTA_YTD, 1) OVER HIERARCHY ("TIME".HTBSNS BY ANCESTOR AT LEVEL "TIME".HTBSNS.BSNS_YR POSITION FROM BEGINNING)
Purchase Order Line Item State Cube: POLIS	ALTA_YTD_LY_CHG	Altered Amount YTD Last Year Change	LAG(POLIS.ALTA_YTD, 1) OVER HIERARCHY ("TIME".HTBSNS BY ANCESTOR AT LEVEL "TIME".HTBSNS.BSNS_YR POSITION FROM BEGINNING)

Cube Name	Physical Name	Logical Name	Expression / Calculation
Purchase Order Line Item State Cube: POLIS	ALTA_YTD_LY_ PCT_CHG	Altered Amount YTD Last Year % Change	LAG_VARIANCE_PERCENT(POLIS.ALTA_YTD, 1) OVER HIERARCHY ("TIME".HTBSNS BY ANCESTOR AT LEVEL "TIME".HTBSNS.BSNS_YR POSITION FROM BEGINNING)
Purchase Order Line Item State Cube: POLIS	ALTQ_LP	Altered Quantity Last Period	LAG(POLIS.ALTQ, 1) OVER HIERARCHY ("TIME".HTBSNS)
Purchase Order Line Item State Cube: POLIS	ALTQ_LP_CHG	Altered Quantity Last Period Change	LAG_VARIANCE(POLIS.ALTQ, 1) OVER HIERARCHY ("TIME".HTBSNS)
Purchase Order Line Item State Cube: POLIS	ALTQ_LP_PCT_ CHG	Altered Quantity Last Period % Change	LAG_VARIANCE_PERCENT(POLIS.ALTQ, 1) OVER HIERARCHY ("TIME".HTBSNS)
Purchase Order Line Item State Cube: POLIS	ALTQ_LY	Altered Quantity Last Year	LAG(POLIS.ALTQ, 1) OVER HIERARCHY ("TIME".HTBSNS BY ANCESTOR AT LEVEL "TIME".HTBSNS.BSNS_YR POSITION FROM BEGINNING)
Purchase Order Line Item State Cube: POLIS	ALTQ_LY_CHG	Altered Quantity Last Year Change	LAG_VARIANCE(POLIS.ALTQ, 1) OVER HIERARCHY ("TIME".HTBSNS BY ANCESTOR AT LEVEL "TIME".HTBSNS.BSNS_YR POSITION FROM BEGINNING)
Purchase Order Line Item State Cube: POLIS	ALTQ_LY_PCT_ CHG	Altered Quantity Last Year % Change	LAG_VARIANCE_PERCENT(POLIS.ALTQ, 1) OVER HIERARCHY ("TIME".HTBSNS BY ANCESTOR AT LEVEL "TIME".HTBSNS.BSNS_YR POSITION FROM BEGINNING)
Purchase Order Line Item State Cube: POLIS	ALTQ_YTD	Altered Quantity YTD	SUM(POLIS.ALTQ) OVER HIERARCHY ("TIME".HTBSNS BETWEEN UNBOUNDED PRECEDING AND CURRENT MEMBER WITHIN ANCESTOR AT LEVEL "TIME".BSNS_YR)
Purchase Order Line Item State Cube: POLIS	ALTQ_YTD_LY	Altered Quantity YTD Last Year	LAG(POLIS.ALTQ_YTD, 1) OVER HIERARCHY ("TIME".HTBSNS BY ANCESTOR AT LEVEL "TIME".HTBSNS.BSNS_YR POSITION FROM BEGINNING)
Purchase Order Line Item State Cube: POLIS	ALTQ_YTD_LY_ CHG	Altered Quantity YTD Last Year Change	LAG(POLIS.ALTQ_YTD, 1) OVER HIERARCHY ("TIME".HTBSNS BY ANCESTOR AT LEVEL "TIME".HTBSNS.BSNS_YR POSITION FROM BEGINNING)
Purchase Order Line Item State Cube: POLIS	ALTQ_YTD_LY_ PCT_CHG	Altered Quantity YTD Last Year % Change	LAG_VARIANCE_PERCENT(POLIS.ALTQ_YTD, 1) OVER HIERARCHY ("TIME".HTBSNS BY ANCESTOR AT LEVEL "TIME".HTBSNS.BSNS_YR POSITION FROM BEGINNING)
Purchase Order Line Item State Cube: POLIS	ALTU_LP	Altered Units Last Period	LAG(POLIS.ALTU, 1) OVER HIERARCHY ("TIME".HTBSNS)
Purchase Order Line Item State Cube: POLIS	ALTU_LP_CHG	Altered Units Last Period Change	LAG_VARIANCE(POLIS.ALTU, 1) OVER HIERARCHY ("TIME".HTBSNS)
Purchase Order Line Item State Cube: POLIS	ALTU_LP_PCT_ CHG	Altered Units Last Period % Change	LAG_VARIANCE_PERCENT(POLIS.ALTU, 1) OVER HIERARCHY ("TIME".HTBSNS)
Purchase Order Line Item State Cube: POLIS	ALTU_LY	Altered Units Last Year	LAG(POLIS.ALTU, 1) OVER HIERARCHY ("TIME".HTBSNS BY ANCESTOR AT LEVEL "TIME".HTBSNS.BSNS_YR POSITION FROM BEGINNING)
Purchase Order Line Item State Cube: POLIS	ALTU_LY_CHG	Altered Units Last Year Change	LAG_VARIANCE(POLIS.ALTU, 1) OVER HIERARCHY ("TIME".HTBSNS BY ANCESTOR AT LEVEL "TIME".HTBSNS.BSNS_YR POSITION FROM BEGINNING)
Purchase Order Line Item State Cube: POLIS	ALTU_LY_PCT_ CHG	Altered Units Last Year % Change	LAG_VARIANCE_PERCENT(POLIS.ALTU, 1) OVER HIERARCHY ("TIME".HTBSNS BY ANCESTOR AT LEVEL "TIME".HTBSNS.BSNS_YR POSITION FROM BEGINNING)

Cube Name	Physical Name	Logical Name	Expression / Calculation
Purchase Order Line Item State Cube: POLIS	ALTU_YTD	Altered Units YTD	SUM(POLIS.ALTU) OVER HIERARCHY ("TIME".HTBSNS BETWEEN UNBOUNDED PRECEDING AND CURRENT MEMBER WITHIN ANCESTOR AT LEVEL "TIME".BSNS_YR)
Purchase Order Line Item State Cube: POLIS	ALTU_YTD_LY	Altered Units YTD Last Year	LAG(POLIS.ALTU_YTD, 1) OVER HIERARCHY ("TIME".HTBSNS BY ANCESTOR AT LEVEL "TIME".HTBSNS.BSNS_YR POSITION FROM BEGINNING)
Purchase Order Line Item State Cube: POLIS	ALTU_YTD_LY_ CHG	Altered Units YTD Last Year Change	LAG(POLIS.ALTU_YTD, 1) OVER HIERARCHY ("TIME".HTBSNS BY ANCESTOR AT LEVEL "TIME".HTBSNS.BSNS_YR POSITION FROM BEGINNING)
Purchase Order Line Item State Cube: POLIS	ALTU_YTD_LY_ PCT_CHG	Altered Units YTD Last Year % Change	LAG_VARIANCE_PERCENT(POLIS.ALTU_YTD, 1) OVER HIERARCHY ("TIME".HTBSNS BY ANCESTOR AT LEVEL "TIME".HTBSNS.BSNS_YR POSITION FROM BEGINNING)
Purchase Order Line Item State Cube: POLIS	AQ_LP	Allocated Quantity Last Period	LAG(POLIS.AQ, 1) OVER HIERARCHY ("TIME".HTBSNS)
Purchase Order Line Item State Cube: POLIS	AQ_LP_CHG	Allocated Quantity Last Period Change	LAG_VARIANCE(POLIS.AQ, 1) OVER HIERARCHY ("TIME".HTBSNS)
Purchase Order Line Item State Cube: POLIS	AQ_LP_PCT_CHG	Allocated Quantity Last Period % Change	LAG_VARIANCE_PERCENT(POLIS.AQ, 1) OVER HIERARCHY ("TIME".HTBSNS)
Purchase Order Line Item State Cube: POLIS	AQ_LY	Allocated Quantity Last Year	LAG(POLIS.AQ, 1) OVER HIERARCHY ("TIME".HTBSNS BY ANCESTOR AT LEVEL "TIME".HTBSNS.BSNS_YR POSITION FROM BEGINNING)
Purchase Order Line Item State Cube: POLIS	AQ_LY_CHG	Allocated Quantity Last Year Change	LAG_VARIANCE(POLIS.AQ, 1) OVER HIERARCHY ("TIME".HTBSNS BY ANCESTOR AT LEVEL "TIME".HTBSNS.BSNS_YR POSITION FROM BEGINNING)
Purchase Order Line Item State Cube: POLIS	AQ_LY_PCT_CHG	Allocated Quantity Last Year % Change	LAG_VARIANCE_PERCENT(POLIS.AQ, 1) OVER HIERARCHY ("TIME".HTBSNS BY ANCESTOR AT LEVEL "TIME".HTBSNS.BSNS_YR POSITION FROM BEGINNING)
Purchase Order Line Item State Cube: POLIS	AQ_YTD	Allocated Quantity YTD	SUM(POLIS.AQ) OVER HIERARCHY ("TIME".HTBSNS BETWEEN UNBOUNDED PRECEDING AND CURRENT MEMBER WITHIN ANCESTOR AT LEVEL "TIME".BSNS_YR)
Purchase Order Line Item State Cube: POLIS	AQ_YTD_LY	Allocated Quantity YTD Last Year	LAG(POLIS.AQ_YTD, 1) OVER HIERARCHY ("TIME".HTBSNS BY ANCESTOR AT LEVEL "TIME".HTBSNS.BSNS_YR POSITION FROM BEGINNING)
Purchase Order Line Item State Cube: POLIS	AQ_YTD_LY_CHG	Allocated Quantity YTD Last Year Change	LAG(POLIS.AQ_YTD, 1) OVER HIERARCHY ("TIME".HTBSNS BY ANCESTOR AT LEVEL "TIME".HTBSNS.BSNS_YR POSITION FROM BEGINNING)
Purchase Order Line Item State Cube: POLIS	AQ_YTD_LY_PCT_ CHG	Allocated Quantity YTD Last Year % Change	LAG_VARIANCE_PERCENT(POLIS.AQ_YTD, 1) OVER HIERARCHY ("TIME".HTBSNS BY ANCESTOR AT LEVEL "TIME".HTBSNS.BSNS_YR POSITION FROM BEGINNING)
Purchase Order Line Item State Cube: POLIS	AU_LP	Allocated Units Last Period	LAG(POLIS.AU, 1) OVER HIERARCHY ("TIME".HTBSNS)
Purchase Order Line Item State Cube: POLIS	AU_LP_CHG	Allocated Units Last Period Change	LAG_VARIANCE(POLIS.AU, 1) OVER HIERARCHY ("TIME".HTBSNS)
Purchase Order Line Item State Cube: POLIS	AU_LP_PCT_CHG	Allocated Units Last Period % Change	LAG_VARIANCE_PERCENT(POLIS.AU, 1) OVER HIERARCHY ("TIME".HTBSNS)

Cube Name	Physical Name	Logical Name	Expression / Calculation
Purchase Order Line Item State Cube: POLIS	AU_LY	Allocated Units Last Year	LAG(POLIS.AU, 1) OVER HIERARCHY ("TIME".HTBSNS BY ANCESTOR AT LEVEL "TIME".HTBSNS.BSNS_YR POSITION FROM BEGINNING)
Purchase Order Line Item State Cube: POLIS	AU_LY_CHG	Allocated Units Last Year Change	LAG_VARIANCE(POLIS.AU, 1) OVER HIERARCHY ("TIME".HTBSNS BY ANCESTOR AT LEVEL "TIME".HTBSNS.BSNS_YR POSITION FROM BEGINNING)
Purchase Order Line Item State Cube: POLIS	AU_LY_PCT_CHG	Allocated Units Last Year % Change	LAG_VARIANCE_PERCENT(POLIS.AU, 1) OVER HIERARCHY ("TIME".HTBSNS BY ANCESTOR AT LEVEL "TIME".HTBSNS.BSNS_YR POSITION FROM BEGINNING)
Purchase Order Line Item State Cube: POLIS	AU_YTD	Allocated Units YTD	SUM(POLIS.AU) OVER HIERARCHY ("TIME".HTBSNS BETWEEN UNBOUNDED PRECEDING AND CURRENT MEMBER WITHIN ANCESTOR AT LEVEL "TIME".BSNS_YR)
Purchase Order Line Item State Cube: POLIS	AU_YTD_LY	Allocated Units YTD Last Year	LAG(POLIS.AU_YTD, 1) OVER HIERARCHY ("TIME".HTBSNS BY ANCESTOR AT LEVEL "TIME".HTBSNS.BSNS_YR POSITION FROM BEGINNING)
Purchase Order Line Item State Cube: POLIS	AU_YTD_LY_CHG	Allocated Units YTD Last Year Change	LAG(POLIS.AU_YTD, 1) OVER HIERARCHY ("TIME".HTBSNS BY ANCESTOR AT LEVEL "TIME".HTBSNS.BSNS_YR POSITION FROM BEGINNING)
Purchase Order Line Item State Cube: POLIS	AU_YTD_LY_PCT_CHG	Allocated Units YTD Last Year % Change	LAG_VARIANCE_PERCENT(POLIS.AU_YTD, 1) OVER HIERARCHY ("TIME".HTBSNS BY ANCESTOR AT LEVEL "TIME".HTBSNS.BSNS_YR POSITION FROM BEGINNING)
Purchase Order Line Item State Cube: POLIS	BLQ_LP	Billed Quantity Last Period	LAG(POLIS.BLQ, 1) OVER HIERARCHY ("TIME".HTBSNS)
Purchase Order Line Item State Cube: POLIS	BLQ_LP_CHG	Billed Quantity Last Period Change	LAG_VARIANCE(POLIS.BLQ, 1) OVER HIERARCHY ("TIME".HTBSNS)
Purchase Order Line Item State Cube: POLIS	BLQ_LP_PCT_CHG	Billed Quantity Last Period % Change	LAG_VARIANCE_PERCENT(POLIS.BLQ, 1) OVER HIERARCHY ("TIME".HTBSNS)
Purchase Order Line Item State Cube: POLIS	BLQ_LY	Billed Quantity Last Year	LAG(POLIS.BLQ, 1) OVER HIERARCHY ("TIME".HTBSNS BY ANCESTOR AT LEVEL "TIME".HTBSNS.BSNS_YR POSITION FROM BEGINNING)
Purchase Order Line Item State Cube: POLIS	BLQ_LY_CHG	Billed Quantity Last Year Change	LAG_VARIANCE(POLIS.BLQ, 1) OVER HIERARCHY ("TIME".HTBSNS BY ANCESTOR AT LEVEL "TIME".HTBSNS.BSNS_YR POSITION FROM BEGINNING)
Purchase Order Line Item State Cube: POLIS	BLQ_LY_PCT_CHG	Billed Quantity Last Year % Change	LAG_VARIANCE_PERCENT(POLIS.BLQ, 1) OVER HIERARCHY ("TIME".HTBSNS BY ANCESTOR AT LEVEL "TIME".HTBSNS.BSNS_YR POSITION FROM BEGINNING)
Purchase Order Line Item State Cube: POLIS	BLQ_YTD	Billed Quantity YTD	SUM(POLIS.BLQ) OVER HIERARCHY ("TIME".HTBSNS BETWEEN UNBOUNDED PRECEDING AND CURRENT MEMBER WITHIN ANCESTOR AT LEVEL "TIME".BSNS_YR)
Purchase Order Line Item State Cube: POLIS	BLQ_YTD_LY	Billed Quantity YTD Last Year	LAG(POLIS.BLQ_YTD, 1) OVER HIERARCHY ("TIME".HTBSNS BY ANCESTOR AT LEVEL "TIME".HTBSNS.BSNS_YR POSITION FROM BEGINNING)
Purchase Order Line Item State Cube: POLIS	BLQ_YTD_LY_CHG	Billed Quantity YTD Last Year Change	LAG(POLIS.BLQ_YTD, 1) OVER HIERARCHY ("TIME".HTBSNS BY ANCESTOR AT LEVEL "TIME".HTBSNS.BSNS_YR POSITION FROM BEGINNING)

Cube Name	Physical Name	Logical Name	Expression / Calculation
Purchase Order Line Item State Cube: POLIS	BLQ_YTD_LY_ PCT_CHG	Billed Quantity YTD Last Year % Change	LAG_VARIANCE_PERCENT(POLIS.BLQ_YTD, 1) OVER HIERARCHY ("TIME".HTBSNS BY ANCESTOR AT LEVEL "TIME".HTBSNS.BSNS_YR POSITION FROM BEGINNING)
Purchase Order Line Item State Cube: POLIS	BLU_LP	Billed Units Last Period	LAG(POLIS.BLU, 1) OVER HIERARCHY ("TIME".HTBSNS)
Purchase Order Line Item State Cube: POLIS	BLU_LP_CHG	Billed Units Last Period Change	LAG_VARIANCE(POLIS.BLU, 1) OVER HIERARCHY ("TIME".HTBSNS)
Purchase Order Line Item State Cube: POLIS	BLU_LP_PCT_CHG	Billed Units Last Period % Change	LAG_VARIANCE_PERCENT(POLIS.BLU, 1) OVER HIERARCHY ("TIME".HTBSNS)
Purchase Order Line Item State Cube: POLIS	BLU_LY	Billed Units Last Year	LAG(POLIS.BLU, 1) OVER HIERARCHY ("TIME".HTBSNS BY ANCESTOR AT LEVEL "TIME".HTBSNS.BSNS_YR POSITION FROM BEGINNING)
Purchase Order Line Item State Cube: POLIS	BLU_LY_CHG	Billed Units Last Year Change	LAG_VARIANCE(POLIS.BLU, 1) OVER HIERARCHY ("TIME".HTBSNS BY ANCESTOR AT LEVEL "TIME".HTBSNS.BSNS_YR POSITION FROM BEGINNING)
Purchase Order Line Item State Cube: POLIS	BLU_LY_PCT_CHG	Billed Units Last Year % Change	LAG_VARIANCE_PERCENT(POLIS.BLU, 1) OVER HIERARCHY ("TIME".HTBSNS BY ANCESTOR AT LEVEL "TIME".HTBSNS.BSNS_YR POSITION FROM BEGINNING)
Purchase Order Line Item State Cube: POLIS	BLU_YTD	Billed Units YTD	SUM(POLIS.BLU) OVER HIERARCHY ("TIME".HTBSNS BETWEEN UNBOUNDED PRECEDING AND CURRENT MEMBER WITHIN ANCESTOR AT LEVEL "TIME".BSNS_YR)
Purchase Order Line Item State Cube: POLIS	BLU_YTD_LY	Billed Units YTD Last Year	LAG(POLIS.BLU_YTD, 1) OVER HIERARCHY ("TIME".HTBSNS BY ANCESTOR AT LEVEL "TIME".HTBSNS.BSNS_YR POSITION FROM BEGINNING)
Purchase Order Line Item State Cube: POLIS	BLU_YTD_LY_CHG	Billed Units YTD Last Year Change	LAG(POLIS.BLU_YTD, 1) OVER HIERARCHY ("TIME".HTBSNS BY ANCESTOR AT LEVEL "TIME".HTBSNS.BSNS_YR POSITION FROM BEGINNING)
Purchase Order Line Item State Cube: POLIS	BLU_YTD_LY_ PCT_CHG	Billed Units YTD Last Year % Change	LAG_VARIANCE_PERCENT(POLIS.BLU_YTD, 1) OVER HIERARCHY ("TIME".HTBSNS BY ANCESTOR AT LEVEL "TIME".HTBSNS.BSNS_YR POSITION FROM BEGINNING)
Purchase Order Line Item State Cube: POLIS	BQ_LP	Booked Quantity Last Period	LAG(POLIS.BQ, 1) OVER HIERARCHY ("TIME".HTBSNS)
Purchase Order Line Item State Cube: POLIS	BQ_LP_CHG	Booked Quantity Last Period Change	LAG_VARIANCE(POLIS.BQ, 1) OVER HIERARCHY ("TIME".HTBSNS)
Purchase Order Line Item State Cube: POLIS	BQ_LP_PCT_CHG	Booked Quantity Last Period % Change	LAG_VARIANCE_PERCENT(POLIS.BQ, 1) OVER HIERARCHY ("TIME".HTBSNS)
Purchase Order Line Item State Cube: POLIS	BQ_LY	Booked Quantity Last Year	LAG(POLIS.BQ, 1) OVER HIERARCHY ("TIME".HTBSNS BY ANCESTOR AT LEVEL "TIME".HTBSNS.BSNS_YR POSITION FROM BEGINNING)
Purchase Order Line Item State Cube: POLIS	BQ_LY_CHG	Booked Quantity Last Year Change	LAG_VARIANCE(POLIS.BQ, 1) OVER HIERARCHY ("TIME".HTBSNS BY ANCESTOR AT LEVEL "TIME".HTBSNS.BSNS_YR POSITION FROM BEGINNING)
Purchase Order Line Item State Cube: POLIS	BQ_LY_PCT_CHG	Booked Quantity Last Year % Change	LAG_VARIANCE_PERCENT(POLIS.BQ, 1) OVER HIERARCHY ("TIME".HTBSNS BY ANCESTOR AT LEVEL "TIME".HTBSNS.BSNS_YR POSITION FROM BEGINNING)

Cube Name	Physical Name	Logical Name	Expression / Calculation
Purchase Order Line Item State Cube: POLIS	BQ_YTD	Booked Quantity YTD	SUM(POLIS.BQ) OVER HIERARCHY ("TIME".HTBSNS BETWEEN UNBOUNDED PRECEDING AND CURRENT MEMBER WITHIN ANCESTOR AT LEVEL "TIME".BSNS_YR)
Purchase Order Line Item State Cube: POLIS	BQ_YTD_LY	Booked Quantity YTD Last Year	LAG(POLIS.BQ_YTD, 1) OVER HIERARCHY ("TIME".HTBSNS BY ANCESTOR AT LEVEL "TIME".HTBSNS.BSNS_YR POSITION FROM BEGINNING)
Purchase Order Line Item State Cube: POLIS	BQ_YTD_LY_CHG	Booked Quantity YTD Last Year Change	LAG(POLIS.BQ_YTD, 1) OVER HIERARCHY ("TIME".HTBSNS BY ANCESTOR AT LEVEL "TIME".HTBSNS.BSNS_YR POSITION FROM BEGINNING)
Purchase Order Line Item State Cube: POLIS	BQ_YTD_LY_PCT_CHG	Booked Quantity YTD Last Year % Change	LAG_VARIANCE_PERCENT(POLIS.BQ_YTD, 1) OVER HIERARCHY ("TIME".HTBSNS BY ANCESTOR AT LEVEL "TIME".HTBSNS.BSNS_YR POSITION FROM BEGINNING)
Purchase Order Line Item State Cube: POLIS	BTCD_LP	Book To Cancel Days Last Period	LAG(POLIS.BTCD, 1) OVER HIERARCHY ("TIME".HTBSNS)
Purchase Order Line Item State Cube: POLIS	BTCD_LP_CHG	Book To Cancel Days Last Period Change	LAG_VARIANCE(POLIS.BTCD, 1) OVER HIERARCHY ("TIME".HTBSNS)
Purchase Order Line Item State Cube: POLIS	BTCD_LP_PCT_CHG	Book To Cancel Days Last Period % Change	LAG_VARIANCE_PERCENT(POLIS.BTCD, 1) OVER HIERARCHY ("TIME".HTBSNS)
Purchase Order Line Item State Cube: POLIS	BTCD_LY	Book To Cancel Days Last Year	LAG(POLIS.BTCD, 1) OVER HIERARCHY ("TIME".HTBSNS BY ANCESTOR AT LEVEL "TIME".HTBSNS.BSNS_YR POSITION FROM BEGINNING)
Purchase Order Line Item State Cube: POLIS	BTCD_LY_CHG	Book To Cancel Days Last Year Change	LAG_VARIANCE(POLIS.BTCD, 1) OVER HIERARCHY ("TIME".HTBSNS BY ANCESTOR AT LEVEL "TIME".HTBSNS.BSNS_YR POSITION FROM BEGINNING)
Purchase Order Line Item State Cube: POLIS	BTCD_LY_PCT_CHG	Book To Cancel Days Last Year % Change	LAG_VARIANCE_PERCENT(POLIS.BTCD, 1) OVER HIERARCHY ("TIME".HTBSNS BY ANCESTOR AT LEVEL "TIME".HTBSNS.BSNS_YR POSITION FROM BEGINNING)
Purchase Order Line Item State Cube: POLIS	BTCD_YTD	Book To Cancel Days YTD	SUM(POLIS.BTCD) OVER HIERARCHY ("TIME".HTBSNS BETWEEN UNBOUNDED PRECEDING AND CURRENT MEMBER WITHIN ANCESTOR AT LEVEL "TIME".BSNS_YR)
Purchase Order Line Item State Cube: POLIS	BTCD_YTD_LY	Book To Cancel Days YTD Last Year	LAG(POLIS.BTCD_YTD, 1) OVER HIERARCHY ("TIME".HTBSNS BY ANCESTOR AT LEVEL "TIME".HTBSNS.BSNS_YR POSITION FROM BEGINNING)
Purchase Order Line Item State Cube: POLIS	BTCD_YTD_LY_CHG	Book To Cancel Days YTD Last Year Change	LAG(POLIS.BTCD_YTD, 1) OVER HIERARCHY ("TIME".HTBSNS BY ANCESTOR AT LEVEL "TIME".HTBSNS.BSNS_YR POSITION FROM BEGINNING)
Purchase Order Line Item State Cube: POLIS	BTCD_YTD_LY_PCT_CHG	Book To Cancel Days YTD Last Year % Change	LAG_VARIANCE_PERCENT(POLIS.BTCD_YTD, 1) OVER HIERARCHY ("TIME".HTBSNS BY ANCESTOR AT LEVEL "TIME".HTBSNS.BSNS_YR POSITION FROM BEGINNING)
Purchase Order Line Item State Cube: POLIS	BTDCD_LP	Book To Delivery Complete Days Last Period	LAG(POLIS.BTDCD, 1) OVER HIERARCHY ("TIME".HTBSNS)
Purchase Order Line Item State Cube: POLIS	BTDCD_LP_CHG	Book To Delivery Complete Days Last Period Change	LAG_VARIANCE(POLIS.BTDCD, 1) OVER HIERARCHY ("TIME".HTBSNS)
Purchase Order Line Item State Cube: POLIS	BTDCD_LP_PCT_CHG	Book To Delivery Complete Days Last Period % Change	LAG_VARIANCE_PERCENT(POLIS.BTDCD, 1) OVER HIERARCHY ("TIME".HTBSNS)

Cube Name	Physical Name	Logical Name	Expression / Calculation
Purchase Order Line Item State Cube: POLIS	BTDCD_LY	Book To Delivery Complete Days Last Year	LAG(POLIS.BTDCD, 1) OVER HIERARCHY ("TIME".HTBSNS BY ANCESTOR AT LEVEL "TIME".HTBSNS.BSNS_YR POSITION FROM BEGINNING)
Purchase Order Line Item State Cube: POLIS	BTDCD_LY_CHG	Book To Delivery Complete Days Last Year Change	LAG_VARIANCE(POLIS.BTDCD, 1) OVER HIERARCHY ("TIME".HTBSNS BY ANCESTOR AT LEVEL "TIME".HTBSNS.BSNS_YR POSITION FROM BEGINNING)
Purchase Order Line Item State Cube: POLIS	BTDCD_LY_PCT_ CHG	Book To Delivery Complete Days Last Year % Change	LAG_VARIANCE_PERCENT(POLIS.BTDCD, 1) OVER HIERARCHY ("TIME".HTBSNS BY ANCESTOR AT LEVEL "TIME".HTBSNS.BSNS_YR POSITION FROM BEGINNING)
Purchase Order Line Item State Cube: POLIS	BTDCD_YTD	Book To Delivery Complete Days YTD	SUM(POLIS.BTDCD) OVER HIERARCHY ("TIME".HTBSNS BETWEEN UNBOUNDED PRECEDING AND CURRENT MEMBER WITHIN ANCESTOR AT LEVEL "TIME".BSNS_YR)
Purchase Order Line Item State Cube: POLIS	BTDCD_YTD_LY	Book To Delivery Complete Days YTD Last Year	LAG(POLIS.BTDCD_YTD, 1) OVER HIERARCHY ("TIME".HTBSNS BY ANCESTOR AT LEVEL "TIME".HTBSNS.BSNS_YR POSITION FROM BEGINNING)
Purchase Order Line Item State Cube: POLIS	BTDCD_YTD_LY_ CHG	Book To Delivery Complete Days YTD Last Year Change	LAG(POLIS.BTDCD_YTD, 1) OVER HIERARCHY ("TIME".HTBSNS BY ANCESTOR AT LEVEL "TIME".HTBSNS.BSNS_YR POSITION FROM BEGINNING)
Purchase Order Line Item State Cube: POLIS	BTDCD_YTD_LY_ PCT_CHG	Book To Delivery Complete Days YTD Last Year % Change	LAG_VARIANCE_PERCENT(POLIS.BTDCD_YTD, 1) OVER HIERARCHY ("TIME".HTBSNS BY ANCESTOR AT LEVEL "TIME".HTBSNS.BSNS_YR POSITION FROM BEGINNING)
Purchase Order Line Item State Cube: POLIS	BTSD_LP	Book To Shipment Days Last Period	LAG(POLIS.BTSD, 1) OVER HIERARCHY ("TIME".HTBSNS)
Purchase Order Line Item State Cube: POLIS	BTSD_LP_CHG	Book To Shipment Days Last Period Change	LAG_VARIANCE(POLIS.BTSD, 1) OVER HIERARCHY ("TIME".HTBSNS)
Purchase Order Line Item State Cube: POLIS	BTSD_LP_PCT_ CHG	Book To Shipment Days Last Period % Change	LAG_VARIANCE_PERCENT(POLIS.BTSD, 1) OVER HIERARCHY ("TIME".HTBSNS)
Purchase Order Line Item State Cube: POLIS	BTSD_LY	Book To Shipment Days Last Year	LAG(POLIS.BTSD, 1) OVER HIERARCHY ("TIME".HTBSNS BY ANCESTOR AT LEVEL "TIME".HTBSNS.BSNS_YR POSITION FROM BEGINNING)
Purchase Order Line Item State Cube: POLIS	BTSD_LY_CHG	Book To Shipment Days Last Year Change	LAG_VARIANCE(POLIS.BTSD, 1) OVER HIERARCHY ("TIME".HTBSNS BY ANCESTOR AT LEVEL "TIME".HTBSNS.BSNS_YR POSITION FROM BEGINNING)
Purchase Order Line Item State Cube: POLIS	BTSD_LY_PCT_ CHG	Book To Shipment Days Last Year % Change	LAG_VARIANCE_PERCENT(POLIS.BTSD, 1) OVER HIERARCHY ("TIME".HTBSNS BY ANCESTOR AT LEVEL "TIME".HTBSNS.BSNS_YR POSITION FROM BEGINNING)
Purchase Order Line Item State Cube: POLIS	BTSD_YTD	Book To Shipment Days YTD	SUM(POLIS.BTSD) OVER HIERARCHY ("TIME".HTBSNS BETWEEN UNBOUNDED PRECEDING AND CURRENT MEMBER WITHIN ANCESTOR AT LEVEL "TIME".BSNS_YR)
Purchase Order Line Item State Cube: POLIS	BTSD_YTD_LY	Book To Shipment Days YTD Last Year	LAG(POLIS.BTSD_YTD, 1) OVER HIERARCHY ("TIME".HTBSNS BY ANCESTOR AT LEVEL "TIME".HTBSNS.BSNS_YR POSITION FROM BEGINNING)

Cube Name	Physical Name	Logical Name	Expression / Calculation
Purchase Order Line Item State Cube: POLIS	BTSD_YTD_LY_ CHG	Book To Shipment Days YTD Last Year Change	LAG(POLIS.BTSD_YTD, 1) OVER HIERARCHY ("TIME".HTBSNS BY ANCESTOR AT LEVEL "TIME".HTBSNS.BSNS_YR POSITION FROM BEGINNING)
Purchase Order Line Item State Cube: POLIS	BTSD_YTD_LY_ PCT_CHG	Book To Shipment Days YTD Last Year % Change	LAG_VARIANCE_PERCENT(POLIS.BTSD_YTD, 1) OVER HIERARCHY ("TIME".HTBSNS BY ANCESTOR AT LEVEL "TIME".HTBSNS.BSNS_YR POSITION FROM BEGINNING)
Purchase Order Line Item State Cube: POLIS	BU_LP	Booked Units Last Period	LAG(POLIS.BU, 1) OVER HIERARCHY ("TIME".HTBSNS)
Purchase Order Line Item State Cube: POLIS	BU_LP_CHG	Booked Units Last Period Change	LAG_VARIANCE(POLIS.BU, 1) OVER HIERARCHY ("TIME".HTBSNS)
Purchase Order Line Item State Cube: POLIS	BU_LP_PCT_CHG	Booked Units Last Period % Change	LAG_VARIANCE_PERCENT(POLIS.BU, 1) OVER HIERARCHY ("TIME".HTBSNS)
Purchase Order Line Item State Cube: POLIS	BU_LY	Booked Units Last Year	LAG(POLIS.BU, 1) OVER HIERARCHY ("TIME".HTBSNS BY ANCESTOR AT LEVEL "TIME".HTBSNS.BSNS_YR POSITION FROM BEGINNING)
Purchase Order Line Item State Cube: POLIS	BU_LY_CHG	Booked Units Last Year Change	LAG_VARIANCE(POLIS.BU, 1) OVER HIERARCHY ("TIME".HTBSNS BY ANCESTOR AT LEVEL "TIME".HTBSNS.BSNS_YR POSITION FROM BEGINNING)
Purchase Order Line Item State Cube: POLIS	BU_LY_PCT_CHG	Booked Units Last Year % Change	LAG_VARIANCE_PERCENT(POLIS.BU, 1) OVER HIERARCHY ("TIME".HTBSNS BY ANCESTOR AT LEVEL "TIME".HTBSNS.BSNS_YR POSITION FROM BEGINNING)
Purchase Order Line Item State Cube: POLIS	BU_YTD	Booked Units YTD	SUM(POLIS.BU) OVER HIERARCHY ("TIME".HTBSNS BETWEEN UNBOUNDED PRECEDING AND CURRENT MEMBER WITHIN ANCESTOR AT LEVEL "TIME".BSNS_YR)
Purchase Order Line Item State Cube: POLIS	BU_YTD_LY	Booked Units YTD Last Year	LAG(POLIS.BU_YTD, 1) OVER HIERARCHY ("TIME".HTBSNS BY ANCESTOR AT LEVEL "TIME".HTBSNS.BSNS_YR POSITION FROM BEGINNING)
Purchase Order Line Item State Cube: POLIS	BU_YTD_LY_CHG	Booked Units YTD Last Year Change	LAG(POLIS.BU_YTD, 1) OVER HIERARCHY ("TIME".HTBSNS BY ANCESTOR AT LEVEL "TIME".HTBSNS.BSNS_YR POSITION FROM BEGINNING)
Purchase Order Line Item State Cube: POLIS	BU_YTD_LY_PCT_ CHG	Booked Units YTD Last Year % Change	LAG_VARIANCE_PERCENT(POLIS.BU_YTD, 1) OVER HIERARCHY ("TIME".HTBSNS BY ANCESTOR AT LEVEL "TIME".HTBSNS.BSNS_YR POSITION FROM BEGINNING)
Purchase Order Line Item State Cube: POLIS	CDA_LP	Cancel Discount Amount Last Period	LAG(POLIS.CDA, 1) OVER HIERARCHY ("TIME".HTBSNS)
Purchase Order Line Item State Cube: POLIS	CDA_LP_CHG	Cancel Discount Amount Last Period Change	LAG_VARIANCE(POLIS.CDA, 1) OVER HIERARCHY ("TIME".HTBSNS)
Purchase Order Line Item State Cube: POLIS	CDA_LP_PCT_ CHG	Cancel Discount Amount Last Period % Change	LAG_VARIANCE_PERCENT(POLIS.CDA, 1) OVER HIERARCHY ("TIME".HTBSNS)
Purchase Order Line Item State Cube: POLIS	CDA_LY	Cancel Discount Amount Last Year	LAG(POLIS.CDA, 1) OVER HIERARCHY ("TIME".HTBSNS BY ANCESTOR AT LEVEL "TIME".HTBSNS.BSNS_YR POSITION FROM BEGINNING)
Purchase Order Line Item State Cube: POLIS	CDA_LY_CHG	Cancel Discount Amount Last Year Change	LAG_VARIANCE(POLIS.CDA, 1) OVER HIERARCHY ("TIME".HTBSNS BY ANCESTOR AT LEVEL "TIME".HTBSNS.BSNS_YR POSITION FROM BEGINNING)

Cube Name	Physical Name	Logical Name	Expression / Calculation
Purchase Order Line Item State Cube: POLIS	CDA_LY_PCT_CHG	Cancel Discount Amount Last Year % Change	LAG_VARIANCE_PERCENT(POLIS.CDA, 1) OVER HIERARCHY ("TIME".HTBSNS BY ANCESTOR AT LEVEL "TIME".HTBSNS.BSNS_YR POSITION FROM BEGINNING)
Purchase Order Line Item State Cube: POLIS	CDA_YTD	Cancel Discount Amount YTD	SUM(POLIS.CDA) OVER HIERARCHY ("TIME".HTBSNS BETWEEN UNBOUNDED PRECEDING AND CURRENT MEMBER WITHIN ANCESTOR AT LEVEL "TIME".BSNS_YR)
Purchase Order Line Item State Cube: POLIS	CDA_YTD_LY	Cancel Discount Amount YTD Last Year	LAG(POLIS.CDA_YTD, 1) OVER HIERARCHY ("TIME".HTBSNS BY ANCESTOR AT LEVEL "TIME".HTBSNS.BSNS_YR POSITION FROM BEGINNING)
Purchase Order Line Item State Cube: POLIS	CDA_YTD_LY_CHG	Cancel Discount Amount YTD Last Year Change	LAG(POLIS.CDA_YTD, 1) OVER HIERARCHY ("TIME".HTBSNS BY ANCESTOR AT LEVEL "TIME".HTBSNS.BSNS_YR POSITION FROM BEGINNING)
Purchase Order Line Item State Cube: POLIS	CDA_YTD_LY_PCT_CHG	Cancel Discount Amount YTD Last Year % Change	LAG_VARIANCE_PERCENT(POLIS.CDA_YTD, 1) OVER HIERARCHY ("TIME".HTBSNS BY ANCESTOR AT LEVEL "TIME".HTBSNS.BSNS_YR POSITION FROM BEGINNING)
Purchase Order Line Item State Cube: POLIS	CDCA_LP	Cancel Delivery Charge Amount Last Period	LAG(POLIS.CDCA, 1) OVER HIERARCHY ("TIME".HTBSNS)
Purchase Order Line Item State Cube: POLIS	CDCA_LP_CHG	Cancel Delivery Charge Amount Last Period Change	LAG_VARIANCE(POLIS.CDCA, 1) OVER HIERARCHY ("TIME".HTBSNS)
Purchase Order Line Item State Cube: POLIS	CDCA_LP_PCT_CHG	Cancel Delivery Charge Amount Last Period % Change	LAG_VARIANCE_PERCENT(POLIS.CDCA, 1) OVER HIERARCHY ("TIME".HTBSNS)
Purchase Order Line Item State Cube: POLIS	CDCA_LY	Cancel Delivery Charge Amount Last Year	LAG(POLIS.CDCA, 1) OVER HIERARCHY ("TIME".HTBSNS BY ANCESTOR AT LEVEL "TIME".HTBSNS.BSNS_YR POSITION FROM BEGINNING)
Purchase Order Line Item State Cube: POLIS	CDCA_LY_CHG	Cancel Delivery Charge Amount Last Year Change	LAG_VARIANCE(POLIS.CDCA, 1) OVER HIERARCHY ("TIME".HTBSNS BY ANCESTOR AT LEVEL "TIME".HTBSNS.BSNS_YR POSITION FROM BEGINNING)
Purchase Order Line Item State Cube: POLIS	CDCA_LY_PCT_CHG	Cancel Delivery Charge Amount Last Year % Change	LAG_VARIANCE_PERCENT(POLIS.CDCA, 1) OVER HIERARCHY ("TIME".HTBSNS BY ANCESTOR AT LEVEL "TIME".HTBSNS.BSNS_YR POSITION FROM BEGINNING)
Purchase Order Line Item State Cube: POLIS	CDCA_YTD	Cancel Delivery Charge Amount YTD	SUM(POLIS.CDCA) OVER HIERARCHY ("TIME".HTBSNS BETWEEN UNBOUNDED PRECEDING AND CURRENT MEMBER WITHIN ANCESTOR AT LEVEL "TIME".BSNS_YR)
Purchase Order Line Item State Cube: POLIS	CDCA_YTD_LY	Cancel Delivery Charge Amount YTD Last Year	LAG(POLIS.CDCA_YTD, 1) OVER HIERARCHY ("TIME".HTBSNS BY ANCESTOR AT LEVEL "TIME".HTBSNS.BSNS_YR POSITION FROM BEGINNING)
Purchase Order Line Item State Cube: POLIS	CDCA_YTD_LY_CHG	Cancel Delivery Charge Amount YTD Last Year Change	LAG(POLIS.CDCA_YTD, 1) OVER HIERARCHY ("TIME".HTBSNS BY ANCESTOR AT LEVEL "TIME".HTBSNS.BSNS_YR POSITION FROM BEGINNING)
Purchase Order Line Item State Cube: POLIS	CDCA_YTD_LY_PCT_CHG	Cancel Delivery Charge Amount YTD Last Year % Change	LAG_VARIANCE_PERCENT(POLIS.CDCA_YTD, 1) OVER HIERARCHY ("TIME".HTBSNS BY ANCESTOR AT LEVEL "TIME".HTBSNS.BSNS_YR POSITION FROM BEGINNING)

Cube Name	Physical Name	Logical Name	Expression / Calculation
Purchase Order Line Item State Cube: POLIS	CPA_LP	Cancel Purchase Order Amount Last Period	LAG(POLIS.CPA, 1) OVER HIERARCHY ("TIME".HTBSNS)
Purchase Order Line Item State Cube: POLIS	CPA_LP_CHG	Cancel Purchase Order Amount Last Period Change	LAG_VARIANCE(POLIS.CPA, 1) OVER HIERARCHY ("TIME".HTBSNS)
Purchase Order Line Item State Cube: POLIS	CPA_LP_PCT_CHG	Cancel Purchase Order Amount Last Period % Change	LAG_VARIANCE_PERCENT(POLIS.CPA, 1) OVER HIERARCHY ("TIME".HTBSNS)
Purchase Order Line Item State Cube: POLIS	CPA_LY	Cancel Purchase Order Amount Last Year	LAG(POLIS.CPA, 1) OVER HIERARCHY ("TIME".HTBSNS BY ANCESTOR AT LEVEL "TIME".HTBSNS.BSNS_YR POSITION FROM BEGINNING)
Purchase Order Line Item State Cube: POLIS	CPA_LY_CHG	Cancel Purchase Order Amount Last Year Change	LAG_VARIANCE(POLIS.CPA, 1) OVER HIERARCHY ("TIME".HTBSNS BY ANCESTOR AT LEVEL "TIME".HTBSNS.BSNS_YR POSITION FROM BEGINNING)
Purchase Order Line Item State Cube: POLIS	CPA_LY_PCT_CHG	Cancel Purchase Order Amount Last Year % Change	LAG_VARIANCE_PERCENT(POLIS.CPA, 1) OVER HIERARCHY ("TIME".HTBSNS BY ANCESTOR AT LEVEL "TIME".HTBSNS.BSNS_YR POSITION FROM BEGINNING)
Purchase Order Line Item State Cube: POLIS	CPA_YTD	Cancel Purchase Order Amount YTD	SUM(POLIS.CPA) OVER HIERARCHY ("TIME".HTBSNS BETWEEN UNBOUNDED PRECEDING AND CURRENT MEMBER WITHIN ANCESTOR AT LEVEL "TIME".BSNS_YR)
Purchase Order Line Item State Cube: POLIS	CPA_YTD_LY	Cancel Purchase Order Amount YTD Last Year	LAG(POLIS.CPA_YTD, 1) OVER HIERARCHY ("TIME".HTBSNS BY ANCESTOR AT LEVEL "TIME".HTBSNS.BSNS_YR POSITION FROM BEGINNING)
Purchase Order Line Item State Cube: POLIS	CPA_YTD_LY_CHG	Cancel Purchase Order Amount YTD Last Year Change	LAG(POLIS.CPA_YTD, 1) OVER HIERARCHY ("TIME".HTBSNS BY ANCESTOR AT LEVEL "TIME".HTBSNS.BSNS_YR POSITION FROM BEGINNING)
Purchase Order Line Item State Cube: POLIS	CPA_YTD_LY_ PCT_CHG	Cancel Purchase Order Amount YTD Last Year % Change	LAG_VARIANCE_PERCENT(POLIS.CPA_YTD, 1) OVER HIERARCHY ("TIME".HTBSNS BY ANCESTOR AT LEVEL "TIME".HTBSNS.BSNS_YR POSITION FROM BEGINNING)
Purchase Order Line Item State Cube: POLIS	CQ_LP	Cancelled Quantity Last Period	LAG(POLIS.CQ, 1) OVER HIERARCHY ("TIME".HTBSNS)
Purchase Order Line Item State Cube: POLIS	CQ_LP_CHG	Cancelled Quantity Last Period Change	LAG_VARIANCE(POLIS.CQ, 1) OVER HIERARCHY ("TIME".HTBSNS)
Purchase Order Line Item State Cube: POLIS	CQ_LP_PCT_CHG	Cancelled Quantity Last Period % Change	LAG_VARIANCE_PERCENT(POLIS.CQ, 1) OVER HIERARCHY ("TIME".HTBSNS)
Purchase Order Line Item State Cube: POLIS	CQ_LY	Cancelled Quantity Last Year	LAG(POLIS.CQ, 1) OVER HIERARCHY ("TIME".HTBSNS BY ANCESTOR AT LEVEL "TIME".HTBSNS.BSNS_YR POSITION FROM BEGINNING)
Purchase Order Line Item State Cube: POLIS	CQ_LY_CHG	Cancelled Quantity Last Year Change	LAG_VARIANCE(POLIS.CQ, 1) OVER HIERARCHY ("TIME".HTBSNS BY ANCESTOR AT LEVEL "TIME".HTBSNS.BSNS_YR POSITION FROM BEGINNING)
Purchase Order Line Item State Cube: POLIS	CQ_LY_PCT_CHG	Cancelled Quantity Last Year % Change	LAG_VARIANCE_PERCENT(POLIS.CQ, 1) OVER HIERARCHY ("TIME".HTBSNS BY ANCESTOR AT LEVEL "TIME".HTBSNS.BSNS_YR POSITION FROM BEGINNING)
Purchase Order Line Item State Cube: POLIS	CQ_YTD	Cancelled Quantity YTD	SUM(POLIS.CQ) OVER HIERARCHY ("TIME".HTBSNS BETWEEN UNBOUNDED PRECEDING AND CURRENT MEMBER WITHIN ANCESTOR AT LEVEL "TIME".BSNS_YR)

Cube Name	Physical Name	Logical Name	Expression / Calculation
Purchase Order Line Item State Cube: POLIS	CQ_YTD_LY	Cancelled Quantity YTD Last Year	LAG(POLIS.CQ_YTD, 1) OVER HIERARCHY ("TIME".HTBSNS BY ANCESTOR AT LEVEL "TIME".HTBSNS.BSNS_YR POSITION FROM BEGINNING)
Purchase Order Line Item State Cube: POLIS	CQ_YTD_LY_CHG	Cancelled Quantity YTD Last Year Change	LAG(POLIS.CQ_YTD, 1) OVER HIERARCHY ("TIME".HTBSNS BY ANCESTOR AT LEVEL "TIME".HTBSNS.BSNS_YR POSITION FROM BEGINNING)
Purchase Order Line Item State Cube: POLIS	CQ_YTD_LY_PCT_ CHG	Cancelled Quantity YTD Last Year % Change	LAG_VARIANCE_PERCENT(POLIS.CQ_YTD, 1) OVER HIERARCHY ("TIME".HTBSNS BY ANCESTOR AT LEVEL "TIME".HTBSNS.BSNS_YR POSITION FROM BEGINNING)
Purchase Order Line Item State Cube: POLIS	CRDCA_LP	Cancel Rush Delivery Charge Amount Last Period	LAG(POLIS.CRDCA, 1) OVER HIERARCHY ("TIME".HTBSNS)
Purchase Order Line Item State Cube: POLIS	CRDCA_LP_CHG	Cancel Rush Delivery Charge Amount Last Period Change	LAG_VARIANCE(POLIS.CRDCA, 1) OVER HIERARCHY ("TIME".HTBSNS)
Purchase Order Line Item State Cube: POLIS	CRDCA_LP_PCT_ CHG	Cancel Rush Delivery Charge Amount Last Period % Change	LAG_VARIANCE_PERCENT(POLIS.CRDCA, 1) OVER HIERARCHY ("TIME".HTBSNS)
Purchase Order Line Item State Cube: POLIS	CRDCA_LY	Cancel Rush Delivery Charge Amount Last Year	LAG(POLIS.CRDCA, 1) OVER HIERARCHY ("TIME".HTBSNS BY ANCESTOR AT LEVEL "TIME".HTBSNS.BSNS_YR POSITION FROM BEGINNING)
Purchase Order Line Item State Cube: POLIS	CRDCA_LY_CHG	Cancel Rush Delivery Charge Amount Last Year Change	LAG_VARIANCE(POLIS.CRDCA, 1) OVER HIERARCHY ("TIME".HTBSNS BY ANCESTOR AT LEVEL "TIME".HTBSNS.BSNS_YR POSITION FROM BEGINNING)
Purchase Order Line Item State Cube: POLIS	CRDCA_LY_PCT_ CHG	Cancel Rush Delivery Charge Amount Last Year % Change	LAG_VARIANCE_PERCENT(POLIS.CRDCA, 1) OVER HIERARCHY ("TIME".HTBSNS BY ANCESTOR AT LEVEL "TIME".HTBSNS.BSNS_YR POSITION FROM BEGINNING)
Purchase Order Line Item State Cube: POLIS	CRDCA_YTD	Cancel Rush Delivery Charge Amount YTD	SUM(POLIS.CRDCA) OVER HIERARCHY ("TIME".HTBSNS BETWEEN UNBOUNDED PRECEDING AND CURRENT MEMBER WITHIN ANCESTOR AT LEVEL "TIME".BSNS_YR)
Purchase Order Line Item State Cube: POLIS	CRDCA_YTD_LY	Cancel Rush Delivery Charge Amount YTD Last Year	LAG(POLIS.CRDCA_YTD, 1) OVER HIERARCHY ("TIME".HTBSNS BY ANCESTOR AT LEVEL "TIME".HTBSNS.BSNS_YR POSITION FROM BEGINNING)
Purchase Order Line Item State Cube: POLIS	CRDCA_YTD_LY_ CHG	Cancel Rush Delivery Charge Amount YTD Last Year Change	LAG(POLIS.CRDCA_YTD, 1) OVER HIERARCHY ("TIME".HTBSNS BY ANCESTOR AT LEVEL "TIME".HTBSNS.BSNS_YR POSITION FROM BEGINNING)
Purchase Order Line Item State Cube: POLIS	CRDCA_YTD_LY_ PCT_CHG	Cancel Rush Delivery Charge Amount YTD Last Year % Change	LAG_VARIANCE_PERCENT(POLIS.CRDCA_YTD, 1) OVER HIERARCHY ("TIME".HTBSNS BY ANCESTOR AT LEVEL "TIME".HTBSNS.BSNS_YR POSITION FROM BEGINNING)
Purchase Order Line Item State Cube: POLIS	CSCA_LP	Cancel Service Charge Amount Last Period	LAG(POLIS.CSCA, 1) OVER HIERARCHY ("TIME".HTBSNS)
Purchase Order Line Item State Cube: POLIS	CSCA_LP_CHG	Cancel Service Charge Amount Last Period Change	LAG_VARIANCE(POLIS.CSCA, 1) OVER HIERARCHY ("TIME".HTBSNS)
Purchase Order Line Item State Cube: POLIS	CSCA_LP_PCT_ CHG	Cancel Service Charge Amount Last Period % Change	LAG_VARIANCE_PERCENT(POLIS.CSCA, 1) OVER HIERARCHY ("TIME".HTBSNS)

Cube Name	Physical Name	Logical Name	Expression / Calculation
Purchase Order Line Item State Cube: POLIS	CSCA_LY	Cancel Service Charge Amount Last Year	LAG(POLIS.CSCA, 1) OVER HIERARCHY ("TIME".HTBSNS BY ANCESTOR AT LEVEL "TIME".HTBSNS.BSNS_YR POSITION FROM BEGINNING)
Purchase Order Line Item State Cube: POLIS	CSCA_LY_CHG	Cancel Service Charge Amount Last Year Change	LAG_VARIANCE(POLIS.CSCA, 1) OVER HIERARCHY ("TIME".HTBSNS BY ANCESTOR AT LEVEL "TIME".HTBSNS.BSNS_YR POSITION FROM BEGINNING)
Purchase Order Line Item State Cube: POLIS	CSCA_LY_PCT_ CHG	Cancel Service Charge Amount Last Year % Change	LAG_VARIANCE_PERCENT(POLIS.CSCA, 1) OVER HIERARCHY ("TIME".HTBSNS BY ANCESTOR AT LEVEL "TIME".HTBSNS.BSNS_YR POSITION FROM BEGINNING)
Purchase Order Line Item State Cube: POLIS	CSCA_YTD	Cancel Service Charge Amount YTD	SUM(POLIS.CSCA) OVER HIERARCHY ("TIME".HTBSNS BETWEEN UNBOUNDED PRECEDING AND CURRENT MEMBER WITHIN ANCESTOR AT LEVEL "TIME".BSNS_YR)
Purchase Order Line Item State Cube: POLIS	CSCA_YTD_LY	Cancel Service Charge Amount YTD Last Year	LAG(POLIS.CSCA_YTD, 1) OVER HIERARCHY ("TIME".HTBSNS BY ANCESTOR AT LEVEL "TIME".HTBSNS.BSNS_YR POSITION FROM BEGINNING)
Purchase Order Line Item State Cube: POLIS	CSCA_YTD_LY_ CHG	Cancel Service Charge Amount YTD Last Year Change	LAG(POLIS.CSCA_YTD, 1) OVER HIERARCHY ("TIME".HTBSNS BY ANCESTOR AT LEVEL "TIME".HTBSNS.BSNS_YR POSITION FROM BEGINNING)
Purchase Order Line Item State Cube: POLIS	CSCA_YTD_LY_ PCT_CHG	Cancel Service Charge Amount YTD Last Year % Change	LAG_VARIANCE_PERCENT(POLIS.CSCA_YTD, 1) OVER HIERARCHY ("TIME".HTBSNS BY ANCESTOR AT LEVEL "TIME".HTBSNS.BSNS_YR POSITION FROM BEGINNING)
Purchase Order Line Item State Cube: POLIS	CTA_LP	Cancel Tax Amount Last Period	LAG(POLIS.CTA, 1) OVER HIERARCHY ("TIME".HTBSNS)
Purchase Order Line Item State Cube: POLIS	CTA_LP_CHG	Cancel Tax Amount Last Period Change	LAG_VARIANCE(POLIS.CTA, 1) OVER HIERARCHY ("TIME".HTBSNS)
Purchase Order Line Item State Cube: POLIS	CTA_LP_PCT_CHG	Cancel Tax Amount Last Period % Change	LAG_VARIANCE_PERCENT(POLIS.CTA, 1) OVER HIERARCHY ("TIME".HTBSNS)
Purchase Order Line Item State Cube: POLIS	CTA_LY	Cancel Tax Amount Last Year	LAG(POLIS.CTA, 1) OVER HIERARCHY ("TIME".HTBSNS BY ANCESTOR AT LEVEL "TIME".HTBSNS.BSNS_YR POSITION FROM BEGINNING)
Purchase Order Line Item State Cube: POLIS	CTA_LY_CHG	Cancel Tax Amount Last Year Change	LAG_VARIANCE(POLIS.CTA, 1) OVER HIERARCHY ("TIME".HTBSNS BY ANCESTOR AT LEVEL "TIME".HTBSNS.BSNS_YR POSITION FROM BEGINNING)
Purchase Order Line Item State Cube: POLIS	CTA_LY_PCT_CHG	Cancel Tax Amount Last Year % Change	LAG_VARIANCE_PERCENT(POLIS.CTA, 1) OVER HIERARCHY ("TIME".HTBSNS BY ANCESTOR AT LEVEL "TIME".HTBSNS.BSNS_YR POSITION FROM BEGINNING)
Purchase Order Line Item State Cube: POLIS	CTA_YTD	Cancel Tax Amount YTD	SUM(POLIS.CTA) OVER HIERARCHY ("TIME".HTBSNS BETWEEN UNBOUNDED PRECEDING AND CURRENT MEMBER WITHIN ANCESTOR AT LEVEL "TIME".BSNS_YR)
Purchase Order Line Item State Cube: POLIS	CTA_YTD_LY	Cancel Tax Amount YTD Last Year	LAG(POLIS.CTA_YTD, 1) OVER HIERARCHY ("TIME".HTBSNS BY ANCESTOR AT LEVEL "TIME".HTBSNS.BSNS_YR POSITION FROM BEGINNING)
Purchase Order Line Item State Cube: POLIS	CTA_YTD_LY_CHG	Cancel Tax Amount YTD Last Year Change	LAG(POLIS.CTA_YTD, 1) OVER HIERARCHY ("TIME".HTBSNS BY ANCESTOR AT LEVEL "TIME".HTBSNS.BSNS_YR POSITION FROM BEGINNING)

Cube Name	Physical Name	Logical Name	Expression / Calculation
Purchase Order Line Item State Cube: POLIS	CTA_YTD_LY_ PCT_CHG	Cancel Tax Amount YTD Last Year % Change	LAG_VARIANCE_PERCENT(POLIS.CTA_YTD, 1) OVER HIERARCHY ("TIME".HTBSNS BY ANCESTOR AT LEVEL "TIME".HTBSNS.BSNS_YR POSITION FROM BEGINNING)
Purchase Order Line Item State Cube: POLIS	CU_LP	Cancelled Units Last Period	LAG(POLIS.CU, 1) OVER HIERARCHY ("TIME".HTBSNS)
Purchase Order Line Item State Cube: POLIS	CU_LP_CHG	Cancelled Units Last Period Change	LAG_VARIANCE(POLIS.CU, 1) OVER HIERARCHY ("TIME".HTBSNS)
Purchase Order Line Item State Cube: POLIS	CU_LP_PCT_CHG	Cancelled Units Last Period % Change	LAG_VARIANCE_PERCENT(POLIS.CU, 1) OVER HIERARCHY ("TIME".HTBSNS)
Purchase Order Line Item State Cube: POLIS	CU_LY	Cancelled Units Last Year	LAG(POLIS.CU, 1) OVER HIERARCHY ("TIME".HTBSNS BY ANCESTOR AT LEVEL "TIME".HTBSNS.BSNS_YR POSITION FROM BEGINNING)
Purchase Order Line Item State Cube: POLIS	CU_LY_CHG	Cancelled Units Last Year Change	LAG_VARIANCE(POLIS.CU, 1) OVER HIERARCHY ("TIME".HTBSNS BY ANCESTOR AT LEVEL "TIME".HTBSNS.BSNS_YR POSITION FROM BEGINNING)
Purchase Order Line Item State Cube: POLIS	CU_LY_PCT_CHG	Cancelled Units Last Year % Change	LAG_VARIANCE_PERCENT(POLIS.CU, 1) OVER HIERARCHY ("TIME".HTBSNS BY ANCESTOR AT LEVEL "TIME".HTBSNS.BSNS_YR POSITION FROM BEGINNING)
Purchase Order Line Item State Cube: POLIS	CU_YTD	Cancelled Units YTD	SUM(POLIS.CU) OVER HIERARCHY ("TIME".HTBSNS BETWEEN UNBOUNDED PRECEDING AND CURRENT MEMBER WITHIN ANCESTOR AT LEVEL "TIME".BSNS_YR)
Purchase Order Line Item State Cube: POLIS	CU_YTD_LY	Cancelled Units YTD Last Year	LAG(POLIS.CU_YTD, 1) OVER HIERARCHY ("TIME".HTBSNS BY ANCESTOR AT LEVEL "TIME".HTBSNS.BSNS_YR POSITION FROM BEGINNING)
Purchase Order Line Item State Cube: POLIS	CU_YTD_LY_CHG	Cancelled Units YTD Last Year Change	LAG(POLIS.CU_YTD, 1) OVER HIERARCHY ("TIME".HTBSNS BY ANCESTOR AT LEVEL "TIME".HTBSNS.BSNS_YR POSITION FROM BEGINNING)
Purchase Order Line Item State Cube: POLIS	CU_YTD_LY_PCT_ CHG	Cancelled Units YTD Last Year % Change	LAG_VARIANCE_PERCENT(POLIS.CU_YTD, 1) OVER HIERARCHY ("TIME".HTBSNS BY ANCESTOR AT LEVEL "TIME".HTBSNS.BSNS_YR POSITION FROM BEGINNING)
Purchase Order Line Item State Cube: POLIS	DA_LP	Discount Amount Last Period	LAG(POLIS.DA, 1) OVER HIERARCHY ("TIME".HTBSNS)
Purchase Order Line Item State Cube: POLIS	DA_LP_CHG	Discount Amount Last Period Change	LAG_VARIANCE(POLIS.DA, 1) OVER HIERARCHY ("TIME".HTBSNS)
Purchase Order Line Item State Cube: POLIS	DA_LP_PCT_CHG	Discount Amount Last Period % Change	LAG_VARIANCE_PERCENT(POLIS.DA, 1) OVER HIERARCHY ("TIME".HTBSNS)
Purchase Order Line Item State Cube: POLIS	DA_LY	Discount Amount Last Year	LAG(POLIS.DA, 1) OVER HIERARCHY ("TIME".HTBSNS BY ANCESTOR AT LEVEL "TIME".HTBSNS.BSNS_YR POSITION FROM BEGINNING)
Purchase Order Line Item State Cube: POLIS	DA_LY_CHG	Discount Amount Last Year Change	LAG_VARIANCE(POLIS.DA, 1) OVER HIERARCHY ("TIME".HTBSNS BY ANCESTOR AT LEVEL "TIME".HTBSNS.BSNS_YR POSITION FROM BEGINNING)
Purchase Order Line Item State Cube: POLIS	DA_LY_PCT_CHG	Discount Amount Last Year % Change	LAG_VARIANCE_PERCENT(POLIS.DA, 1) OVER HIERARCHY ("TIME".HTBSNS BY ANCESTOR AT LEVEL "TIME".HTBSNS.BSNS_YR POSITION FROM BEGINNING)

Cube Name	Physical Name	Logical Name	Expression / Calculation
Purchase Order Line Item State Cube: POLIS	DA_YTD	Discount Amount YTD	SUM(POLIS.DA) OVER HIERARCHY ("TIME".HTBSNS BETWEEN UNBOUNDED PRECEDING AND CURRENT MEMBER WITHIN ANCESTOR AT LEVEL "TIME".BSNS_YR)
Purchase Order Line Item State Cube: POLIS	DA_YTD_LY	Discount Amount YTD Last Year	LAG(POLIS.DA_YTD, 1) OVER HIERARCHY ("TIME".HTBSNS BY ANCESTOR AT LEVEL "TIME".HTBSNS.BSNS_YR POSITION FROM BEGINNING)
Purchase Order Line Item State Cube: POLIS	DA_YTD_LY_CHG	Discount Amount YTD Last Year Change	LAG(POLIS.DA_YTD, 1) OVER HIERARCHY ("TIME".HTBSNS BY ANCESTOR AT LEVEL "TIME".HTBSNS.BSNS_YR POSITION FROM BEGINNING)
Purchase Order Line Item State Cube: POLIS	DA_YTD_LY_PCT_ CHG	Discount Amount YTD Last Year % Change	LAG_VARIANCE_PERCENT(POLIS.DA_YTD, 1) OVER HIERARCHY ("TIME".HTBSNS BY ANCESTOR AT LEVEL "TIME".HTBSNS.BSNS_YR POSITION FROM BEGINNING)
Purchase Order Line Item State Cube: POLIS	DCA_LP	Delivery Charge Amount Last Period	LAG(POLIS.DCA, 1) OVER HIERARCHY ("TIME".HTBSNS)
Purchase Order Line Item State Cube: POLIS	DCA_LP_CHG	Delivery Charge Amount Last Period Change	LAG_VARIANCE(POLIS.DCA, 1) OVER HIERARCHY ("TIME".HTBSNS)
Purchase Order Line Item State Cube: POLIS	DCA_LP_PCT_ CHG	Delivery Charge Amount Last Period % Change	LAG_VARIANCE_PERCENT(POLIS.DCA, 1) OVER HIERARCHY ("TIME".HTBSNS)
Purchase Order Line Item State Cube: POLIS	DCA_LY	Delivery Charge Amount Last Year	LAG(POLIS.DCA, 1) OVER HIERARCHY ("TIME".HTBSNS BY ANCESTOR AT LEVEL "TIME".HTBSNS.BSNS_YR POSITION FROM BEGINNING)
Purchase Order Line Item State Cube: POLIS	DCA_LY_CHG	Delivery Charge Amount Last Year Change	LAG_VARIANCE(POLIS.DCA, 1) OVER HIERARCHY ("TIME".HTBSNS BY ANCESTOR AT LEVEL "TIME".HTBSNS.BSNS_YR POSITION FROM BEGINNING)
Purchase Order Line Item State Cube: POLIS	DCA_LY_PCT_ CHG	Delivery Charge Amount Last Year % Change	LAG_VARIANCE_PERCENT(POLIS.DCA, 1) OVER HIERARCHY ("TIME".HTBSNS BY ANCESTOR AT LEVEL "TIME".HTBSNS.BSNS_YR POSITION FROM BEGINNING)
Purchase Order Line Item State Cube: POLIS	DCA_YTD	Delivery Charge Amount YTD	SUM(POLIS.DCA) OVER HIERARCHY ("TIME".HTBSNS BETWEEN UNBOUNDED PRECEDING AND CURRENT MEMBER WITHIN ANCESTOR AT LEVEL "TIME".BSNS_YR)
Purchase Order Line Item State Cube: POLIS	DCA_YTD_LY	Delivery Charge Amount YTD Last Year	LAG(POLIS.DCA_YTD, 1) OVER HIERARCHY ("TIME".HTBSNS BY ANCESTOR AT LEVEL "TIME".HTBSNS.BSNS_YR POSITION FROM BEGINNING)
Purchase Order Line Item State Cube: POLIS	DCA_YTD_LY_ CHG	Delivery Charge Amount YTD Last Year Change	LAG(POLIS.DCA_YTD, 1) OVER HIERARCHY ("TIME".HTBSNS BY ANCESTOR AT LEVEL "TIME".HTBSNS.BSNS_YR POSITION FROM BEGINNING)
Purchase Order Line Item State Cube: POLIS	DCA_YTD_LY_ PCT_CHG	Delivery Charge Amount YTD Last Year % Change	LAG_VARIANCE_PERCENT(POLIS.DCA_YTD, 1) OVER HIERARCHY ("TIME".HTBSNS BY ANCESTOR AT LEVEL "TIME".HTBSNS.BSNS_YR POSITION FROM BEGINNING)
Purchase Order Line Item State Cube: POLIS	DQ_LP	Delivered Quantity Last Period	LAG(POLIS.DQ, 1) OVER HIERARCHY ("TIME".HTBSNS)
Purchase Order Line Item State Cube: POLIS	DQ_LP_CHG	Delivered Quantity Last Period Change	LAG_VARIANCE(POLIS.DQ, 1) OVER HIERARCHY ("TIME".HTBSNS)
Purchase Order Line Item State Cube: POLIS	DQ_LP_PCT_CHG	Delivered Quantity Last Period % Change	LAG_VARIANCE_PERCENT(POLIS.DQ, 1) OVER HIERARCHY ("TIME".HTBSNS)

Cube Name	Physical Name	Logical Name	Expression / Calculation
Purchase Order Line Item State Cube: POLIS	DQ_LY	Delivered Quantity Last Year	LAG(POLIS.DQ, 1) OVER HIERARCHY ("TIME".HTBSNS BY ANCESTOR AT LEVEL "TIME".HTBSNS.BSNS_YR POSITION FROM BEGINNING)
Purchase Order Line Item State Cube: POLIS	DQ_LY_CHG	Delivered Quantity Last Year Change	LAG_VARIANCE(POLIS.DQ, 1) OVER HIERARCHY ("TIME".HTBSNS BY ANCESTOR AT LEVEL "TIME".HTBSNS.BSNS_YR POSITION FROM BEGINNING)
Purchase Order Line Item State Cube: POLIS	DQ_LY_PCT_CHG	Delivered Quantity Last Year % Change	LAG_VARIANCE_PERCENT(POLIS.DQ, 1) OVER HIERARCHY ("TIME".HTBSNS BY ANCESTOR AT LEVEL "TIME".HTBSNS.BSNS_YR POSITION FROM BEGINNING)
Purchase Order Line Item State Cube: POLIS	DQ_YTD	Delivered Quantity YTD	SUM(POLIS.DQ) OVER HIERARCHY ("TIME".HTBSNS BETWEEN UNBOUNDED PRECEDING AND CURRENT MEMBER WITHIN ANCESTOR AT LEVEL "TIME".BSNS_YR)
Purchase Order Line Item State Cube: POLIS	DQ_YTD_LY	Delivered Quantity YTD Last Year	LAG(POLIS.DQ_YTD, 1) OVER HIERARCHY ("TIME".HTBSNS BY ANCESTOR AT LEVEL "TIME".HTBSNS.BSNS_YR POSITION FROM BEGINNING)
Purchase Order Line Item State Cube: POLIS	DQ_YTD_LY_CHG	Delivered Quantity YTD Last Year Change	LAG(POLIS.DQ_YTD, 1) OVER HIERARCHY ("TIME".HTBSNS BY ANCESTOR AT LEVEL "TIME".HTBSNS.BSNS_YR POSITION FROM BEGINNING)
Purchase Order Line Item State Cube: POLIS	DQ_YTD_LY_PCT_CHG	Delivered Quantity YTD Last Year % Change	LAG_VARIANCE_PERCENT(POLIS.DQ_YTD, 1) OVER HIERARCHY ("TIME".HTBSNS BY ANCESTOR AT LEVEL "TIME".HTBSNS.BSNS_YR POSITION FROM BEGINNING)
Purchase Order Line Item State Cube: POLIS	DU_LP	Delivered Units Last Period	LAG(POLIS.DU, 1) OVER HIERARCHY ("TIME".HTBSNS)
Purchase Order Line Item State Cube: POLIS	DU_LP_CHG	Delivered Units Last Period Change	LAG_VARIANCE(POLIS.DU, 1) OVER HIERARCHY ("TIME".HTBSNS)
Purchase Order Line Item State Cube: POLIS	DU_LP_PCT_CHG	Delivered Units Last Period % Change	LAG_VARIANCE_PERCENT(POLIS.DU, 1) OVER HIERARCHY ("TIME".HTBSNS)
Purchase Order Line Item State Cube: POLIS	DU_LY	Delivered Units Last Year	LAG(POLIS.DU, 1) OVER HIERARCHY ("TIME".HTBSNS BY ANCESTOR AT LEVEL "TIME".HTBSNS.BSNS_YR POSITION FROM BEGINNING)
Purchase Order Line Item State Cube: POLIS	DU_LY_CHG	Delivered Units Last Year Change	LAG_VARIANCE(POLIS.DU, 1) OVER HIERARCHY ("TIME".HTBSNS BY ANCESTOR AT LEVEL "TIME".HTBSNS.BSNS_YR POSITION FROM BEGINNING)
Purchase Order Line Item State Cube: POLIS	DU_LY_PCT_CHG	Delivered Units Last Year % Change	LAG_VARIANCE_PERCENT(POLIS.DU, 1) OVER HIERARCHY ("TIME".HTBSNS BY ANCESTOR AT LEVEL "TIME".HTBSNS.BSNS_YR POSITION FROM BEGINNING)
Purchase Order Line Item State Cube: POLIS	DU_YTD	Delivered Units YTD	SUM(POLIS.DU) OVER HIERARCHY ("TIME".HTBSNS BETWEEN UNBOUNDED PRECEDING AND CURRENT MEMBER WITHIN ANCESTOR AT LEVEL "TIME".BSNS_YR)
Purchase Order Line Item State Cube: POLIS	DU_YTD_LY	Delivered Units YTD Last Year	LAG(POLIS.DU_YTD, 1) OVER HIERARCHY ("TIME".HTBSNS BY ANCESTOR AT LEVEL "TIME".HTBSNS.BSNS_YR POSITION FROM BEGINNING)
Purchase Order Line Item State Cube: POLIS	DU_YTD_LY_CHG	Delivered Units YTD Last Year Change	LAG(POLIS.DU_YTD, 1) OVER HIERARCHY ("TIME".HTBSNS BY ANCESTOR AT LEVEL "TIME".HTBSNS.BSNS_YR POSITION FROM BEGINNING)

Cube Name	Physical Name	Logical Name	Expression / Calculation
Purchase Order Line Item State Cube: POLIS	DU_YTD_LY_PCT_CHG	Delivered Units YTD Last Year % Change	LAG_VARIANCE_PERCENT(POLIS.DU_YTD, 1) OVER HIERARCHY ("TIME".HTBSNS BY ANCESTOR AT LEVEL "TIME".HTBSNS.BSNS_YR POSITION FROM BEGINNING)
Purchase Order Line Item State Cube: POLIS	NA_LP	Net Amount Last Period	LAG(POLIS.NA, 1) OVER HIERARCHY ("TIME".HTBSNS)
Purchase Order Line Item State Cube: POLIS	NA_LP_CHG	Net Amount Last Period Change	LAG_VARIANCE(POLIS.NA, 1) OVER HIERARCHY ("TIME".HTBSNS)
Purchase Order Line Item State Cube: POLIS	NA_LP_PCT_CHG	Net Amount Last Period % Change	LAG_VARIANCE_PERCENT(POLIS.NA, 1) OVER HIERARCHY ("TIME".HTBSNS)
Purchase Order Line Item State Cube: POLIS	NA_LY	Net Amount Last Year	LAG(POLIS.NA, 1) OVER HIERARCHY ("TIME".HTBSNS BY ANCESTOR AT LEVEL "TIME".HTBSNS.BSNS_YR POSITION FROM BEGINNING)
Purchase Order Line Item State Cube: POLIS	NA_LY_CHG	Net Amount Last Year Change	LAG_VARIANCE(POLIS.NA, 1) OVER HIERARCHY ("TIME".HTBSNS BY ANCESTOR AT LEVEL "TIME".HTBSNS.BSNS_YR POSITION FROM BEGINNING)
Purchase Order Line Item State Cube: POLIS	NA_LY_PCT_CHG	Net Amount Last Year % Change	LAG_VARIANCE_PERCENT(POLIS.NA, 1) OVER HIERARCHY ("TIME".HTBSNS BY ANCESTOR AT LEVEL "TIME".HTBSNS.BSNS_YR POSITION FROM BEGINNING)
Purchase Order Line Item State Cube: POLIS	NA_YTD	Net Amount YTD	SUM(POLIS.NA) OVER HIERARCHY ("TIME".HTBSNS BETWEEN UNBOUNDED PRECEDING AND CURRENT MEMBER WITHIN ANCESTOR AT LEVEL "TIME".BSNS_YR)
Purchase Order Line Item State Cube: POLIS	NA_YTD_LY	Net Amount YTD Last Year	LAG(POLIS.NA_YTD, 1) OVER HIERARCHY ("TIME".HTBSNS BY ANCESTOR AT LEVEL "TIME".HTBSNS.BSNS_YR POSITION FROM BEGINNING)
Purchase Order Line Item State Cube: POLIS	NA_YTD_LY_CHG	Net Amount YTD Last Year Change	LAG(POLIS.NA_YTD, 1) OVER HIERARCHY ("TIME".HTBSNS BY ANCESTOR AT LEVEL "TIME".HTBSNS.BSNS_YR POSITION FROM BEGINNING)
Purchase Order Line Item State Cube: POLIS	NA_YTD_LY_PCT_CHG	Net Amount YTD Last Year % Change	LAG_VARIANCE_PERCENT(POLIS.NA_YTD, 1) OVER HIERARCHY ("TIME".HTBSNS BY ANCESTOR AT LEVEL "TIME".HTBSNS.BSNS_YR POSITION FROM BEGINNING)
Purchase Order Line Item State Cube: POLIS	OQ_LP	Order Quantity Last Period	LAG(POLIS.OQ, 1) OVER HIERARCHY ("TIME".HTBSNS)
Purchase Order Line Item State Cube: POLIS	OQ_LP_CHG	Order Quantity Last Period Change	LAG_VARIANCE(POLIS.OQ, 1) OVER HIERARCHY ("TIME".HTBSNS)
Purchase Order Line Item State Cube: POLIS	OQ_LP_PCT_CHG	Order Quantity Last Period % Change	LAG_VARIANCE_PERCENT(POLIS.OQ, 1) OVER HIERARCHY ("TIME".HTBSNS)
Purchase Order Line Item State Cube: POLIS	OQ_LY	Order Quantity Last Year	LAG(POLIS.OQ, 1) OVER HIERARCHY ("TIME".HTBSNS BY ANCESTOR AT LEVEL "TIME".HTBSNS.BSNS_YR POSITION FROM BEGINNING)
Purchase Order Line Item State Cube: POLIS	OQ_LY_CHG	Order Quantity Last Year Change	LAG_VARIANCE(POLIS.OQ, 1) OVER HIERARCHY ("TIME".HTBSNS BY ANCESTOR AT LEVEL "TIME".HTBSNS.BSNS_YR POSITION FROM BEGINNING)
Purchase Order Line Item State Cube: POLIS	OQ_LY_PCT_CHG	Order Quantity Last Year % Change	LAG_VARIANCE_PERCENT(POLIS.OQ, 1) OVER HIERARCHY ("TIME".HTBSNS BY ANCESTOR AT LEVEL "TIME".HTBSNS.BSNS_YR POSITION FROM BEGINNING)

Cube Name	Physical Name	Logical Name	Expression / Calculation
Purchase Order Line Item State Cube: POLIS	OQ_YTD	Order Quantity YTD	SUM(POLIS.OQ) OVER HIERARCHY ("TIME".HTBSNS BETWEEN UNBOUNDED PRECEDING AND CURRENT MEMBER WITHIN ANCESTOR AT LEVEL "TIME".BSNS_YR)
Purchase Order Line Item State Cube: POLIS	OQ_YTD_LY	Order Quantity YTD Last Year	LAG(POLIS.OQ_YTD, 1) OVER HIERARCHY ("TIME".HTBSNS BY ANCESTOR AT LEVEL "TIME".HTBSNS.BSNS_YR POSITION FROM BEGINNING)
Purchase Order Line Item State Cube: POLIS	OQ_YTD_LY_CHG	Order Quantity YTD Last Year Change	LAG(POLIS.OQ_YTD, 1) OVER HIERARCHY ("TIME".HTBSNS BY ANCESTOR AT LEVEL "TIME".HTBSNS.BSNS_YR POSITION FROM BEGINNING)
Purchase Order Line Item State Cube: POLIS	OQ_YTD_LY_PCT_CHG	Order Quantity YTD Last Year % Change	LAG_VARIANCE_PERCENT(POLIS.OQ_YTD, 1) OVER HIERARCHY ("TIME".HTBSNS BY ANCESTOR AT LEVEL "TIME".HTBSNS.BSNS_YR POSITION FROM BEGINNING)
Purchase Order Line Item State Cube: POLIS	OTA_LP	Original Tax Amount Last Period	LAG(POLIS.OTA, 1) OVER HIERARCHY ("TIME".HTBSNS)
Purchase Order Line Item State Cube: POLIS	OTA_LP_CHG	Original Tax Amount Last Period Change	LAG_VARIANCE(POLIS.OTA, 1) OVER HIERARCHY ("TIME".HTBSNS)
Purchase Order Line Item State Cube: POLIS	OTA_LP_PCT_CHG	Original Tax Amount Last Period % Change	LAG_VARIANCE_PERCENT(POLIS.OTA, 1) OVER HIERARCHY ("TIME".HTBSNS)
Purchase Order Line Item State Cube: POLIS	OTA_LY	Original Tax Amount Last Year	LAG(POLIS.OTA, 1) OVER HIERARCHY ("TIME".HTBSNS BY ANCESTOR AT LEVEL "TIME".HTBSNS.BSNS_YR POSITION FROM BEGINNING)
Purchase Order Line Item State Cube: POLIS	OTA_LY_CHG	Original Tax Amount Last Year Change	LAG_VARIANCE(POLIS.OTA, 1) OVER HIERARCHY ("TIME".HTBSNS BY ANCESTOR AT LEVEL "TIME".HTBSNS.BSNS_YR POSITION FROM BEGINNING)
Purchase Order Line Item State Cube: POLIS	OTA_LY_PCT_CHG	Original Tax Amount Last Year % Change	LAG_VARIANCE_PERCENT(POLIS.OTA, 1) OVER HIERARCHY ("TIME".HTBSNS BY ANCESTOR AT LEVEL "TIME".HTBSNS.BSNS_YR POSITION FROM BEGINNING)
Purchase Order Line Item State Cube: POLIS	OTA_YTD	Original Tax Amount YTD	SUM(POLIS.OTA) OVER HIERARCHY ("TIME".HTBSNS BETWEEN UNBOUNDED PRECEDING AND CURRENT MEMBER WITHIN ANCESTOR AT LEVEL "TIME".BSNS_YR)
Purchase Order Line Item State Cube: POLIS	OTA_YTD_LY	Original Tax Amount YTD Last Year	LAG(POLIS.OTA_YTD, 1) OVER HIERARCHY ("TIME".HTBSNS BY ANCESTOR AT LEVEL "TIME".HTBSNS.BSNS_YR POSITION FROM BEGINNING)
Purchase Order Line Item State Cube: POLIS	OTA_YTD_LY_CHG	Original Tax Amount YTD Last Year Change	LAG(POLIS.OTA_YTD, 1) OVER HIERARCHY ("TIME".HTBSNS BY ANCESTOR AT LEVEL "TIME".HTBSNS.BSNS_YR POSITION FROM BEGINNING)
Purchase Order Line Item State Cube: POLIS	OTA_YTD_LY_PCT_CHG	Original Tax Amount YTD Last Year % Change	LAG_VARIANCE_PERCENT(POLIS.OTA_YTD, 1) OVER HIERARCHY ("TIME".HTBSNS BY ANCESTOR AT LEVEL "TIME".HTBSNS.BSNS_YR POSITION FROM BEGINNING)
Purchase Order Line Item State Cube: POLIS	OU_LP	Order Units Last Period	LAG(POLIS.OU, 1) OVER HIERARCHY ("TIME".HTBSNS)
Purchase Order Line Item State Cube: POLIS	OU_LP_CHG	Order Units Last Period Change	LAG_VARIANCE(POLIS.OU, 1) OVER HIERARCHY ("TIME".HTBSNS)
Purchase Order Line Item State Cube: POLIS	OU_LP_PCT_CHG	Order Units Last Period % Change	LAG_VARIANCE_PERCENT(POLIS.OU, 1) OVER HIERARCHY ("TIME".HTBSNS)

Cube Name	Physical Name	Logical Name	Expression / Calculation
Purchase Order Line Item State Cube: POLIS	OU_LY	Order Units Last Year	LAG(POLIS.OU, 1) OVER HIERARCHY ("TIME".HTBSNS BY ANCESTOR AT LEVEL "TIME".HTBSNS.BSNS_YR POSITION FROM BEGINNING)
Purchase Order Line Item State Cube: POLIS	OU_LY_CHG	Order Units Last Year Change	LAG_VARIANCE(POLIS.OU, 1) OVER HIERARCHY ("TIME".HTBSNS BY ANCESTOR AT LEVEL "TIME".HTBSNS.BSNS_YR POSITION FROM BEGINNING)
Purchase Order Line Item State Cube: POLIS	OU_LY_PCT_CHG	Order Units Last Year % Change	LAG_VARIANCE_PERCENT(POLIS.OU, 1) OVER HIERARCHY ("TIME".HTBSNS BY ANCESTOR AT LEVEL "TIME".HTBSNS.BSNS_YR POSITION FROM BEGINNING)
Purchase Order Line Item State Cube: POLIS	OU_YTD	Order Units YTD	SUM(POLIS.OU) OVER HIERARCHY ("TIME".HTBSNS BETWEEN UNBOUNDED PRECEDING AND CURRENT MEMBER WITHIN ANCESTOR AT LEVEL "TIME".BSNS_YR)
Purchase Order Line Item State Cube: POLIS	OU_YTD_LY	Order Units YTD Last Year	LAG(POLIS.OU_YTD, 1) OVER HIERARCHY ("TIME".HTBSNS BY ANCESTOR AT LEVEL "TIME".HTBSNS.BSNS_YR POSITION FROM BEGINNING)
Purchase Order Line Item State Cube: POLIS	OU_YTD_LY_CHG	Order Units YTD Last Year Change	LAG(POLIS.OU_YTD, 1) OVER HIERARCHY ("TIME".HTBSNS BY ANCESTOR AT LEVEL "TIME".HTBSNS.BSNS_YR POSITION FROM BEGINNING)
Purchase Order Line Item State Cube: POLIS	OU_YTD_LY_PCT_CHG	Order Units YTD Last Year % Change	LAG_VARIANCE_PERCENT(POLIS.OU_YTD, 1) OVER HIERARCHY ("TIME".HTBSNS BY ANCESTOR AT LEVEL "TIME".HTBSNS.BSNS_YR POSITION FROM BEGINNING)
Purchase Order Line Item State Cube: POLIS	PNDA_LP	Pending Amount Last Period	LAG(POLIS.PNDA, 1) OVER HIERARCHY ("TIME".HTBSNS)
Purchase Order Line Item State Cube: POLIS	PNDA_LP_CHG	Pending Amount Last Period Change	LAG_VARIANCE(POLIS.PNDA, 1) OVER HIERARCHY ("TIME".HTBSNS)
Purchase Order Line Item State Cube: POLIS	PNDA_LP_PCT_CHG	Pending Amount Last Period % Change	LAG_VARIANCE_PERCENT(POLIS.PNDA, 1) OVER HIERARCHY ("TIME".HTBSNS)
Purchase Order Line Item State Cube: POLIS	PNDA_LY	Pending Amount Last Year	LAG(POLIS.PNDA, 1) OVER HIERARCHY ("TIME".HTBSNS BY ANCESTOR AT LEVEL "TIME".HTBSNS.BSNS_YR POSITION FROM BEGINNING)
Purchase Order Line Item State Cube: POLIS	PNDA_LY_CHG	Pending Amount Last Year Change	LAG_VARIANCE(POLIS.PNDA, 1) OVER HIERARCHY ("TIME".HTBSNS BY ANCESTOR AT LEVEL "TIME".HTBSNS.BSNS_YR POSITION FROM BEGINNING)
Purchase Order Line Item State Cube: POLIS	PNDA_LY_PCT_CHG	Pending Amount Last Year % Change	LAG_VARIANCE_PERCENT(POLIS.PNDA, 1) OVER HIERARCHY ("TIME".HTBSNS BY ANCESTOR AT LEVEL "TIME".HTBSNS.BSNS_YR POSITION FROM BEGINNING)
Purchase Order Line Item State Cube: POLIS	PNDA_YTD	Pending Amount YTD	SUM(POLIS.PNDA) OVER HIERARCHY ("TIME".HTBSNS BETWEEN UNBOUNDED PRECEDING AND CURRENT MEMBER WITHIN ANCESTOR AT LEVEL "TIME".BSNS_YR)
Purchase Order Line Item State Cube: POLIS	PNDA_YTD_LY	Pending Amount YTD Last Year	LAG(POLIS.PNDA_YTD, 1) OVER HIERARCHY ("TIME".HTBSNS BY ANCESTOR AT LEVEL "TIME".HTBSNS.BSNS_YR POSITION FROM BEGINNING)
Purchase Order Line Item State Cube: POLIS	PNDA_YTD_LY_CHG	Pending Amount YTD Last Year Change	LAG(POLIS.PNDA_YTD, 1) OVER HIERARCHY ("TIME".HTBSNS BY ANCESTOR AT LEVEL "TIME".HTBSNS.BSNS_YR POSITION FROM BEGINNING)

Cube Name	Physical Name	Logical Name	Expression / Calculation
Purchase Order Line Item State Cube: POLIS	PNDA_YTD_LY_PCT_CHG	Pending Amount YTD Last Year % Change	LAG_VARIANCE_PERCENT(POLIS.PNDA_YTD, 1) OVER HIERARCHY ("TIME".HTBSNS BY ANCESTOR AT LEVEL "TIME".HTBSNS.BSNS_YR POSITION FROM BEGINNING)
Purchase Order Line Item State Cube: POLIS	PNDQ_LP	Pending Quantity Last Period	LAG(POLIS.PNDQ, 1) OVER HIERARCHY ("TIME".HTBSNS)
Purchase Order Line Item State Cube: POLIS	PNDQ_LP_CHG	Pending Quantity Last Period Change	LAG_VARIANCE(POLIS.PNDQ, 1) OVER HIERARCHY ("TIME".HTBSNS)
Purchase Order Line Item State Cube: POLIS	PNDQ_LP_PCT_CHG	Pending Quantity Last Period % Change	LAG_VARIANCE_PERCENT(POLIS.PNDQ, 1) OVER HIERARCHY ("TIME".HTBSNS)
Purchase Order Line Item State Cube: POLIS	PNDQ_LY	Pending Quantity Last Year	LAG(POLIS.PNDQ, 1) OVER HIERARCHY ("TIME".HTBSNS BY ANCESTOR AT LEVEL "TIME".HTBSNS.BSNS_YR POSITION FROM BEGINNING)
Purchase Order Line Item State Cube: POLIS	PNDQ_LY_CHG	Pending Quantity Last Year Change	LAG_VARIANCE(POLIS.PNDQ, 1) OVER HIERARCHY ("TIME".HTBSNS BY ANCESTOR AT LEVEL "TIME".HTBSNS.BSNS_YR POSITION FROM BEGINNING)
Purchase Order Line Item State Cube: POLIS	PNDQ_LY_PCT_CHG	Pending Quantity Last Year % Change	LAG_VARIANCE_PERCENT(POLIS.PNDQ, 1) OVER HIERARCHY ("TIME".HTBSNS BY ANCESTOR AT LEVEL "TIME".HTBSNS.BSNS_YR POSITION FROM BEGINNING)
Purchase Order Line Item State Cube: POLIS	PNDQ_YTD	Pending Quantity YTD	SUM(POLIS.PNDQ) OVER HIERARCHY ("TIME".HTBSNS BETWEEN UNBOUNDED PRECEDING AND CURRENT MEMBER WITHIN ANCESTOR AT LEVEL "TIME".BSNS_YR)
Purchase Order Line Item State Cube: POLIS	PNDQ_YTD_LY	Pending Quantity YTD Last Year	LAG(POLIS.PNDQ_YTD, 1) OVER HIERARCHY ("TIME".HTBSNS BY ANCESTOR AT LEVEL "TIME".HTBSNS.BSNS_YR POSITION FROM BEGINNING)
Purchase Order Line Item State Cube: POLIS	PNDQ_YTD_LY_CHG	Pending Quantity YTD Last Year Change	LAG(POLIS.PNDQ_YTD, 1) OVER HIERARCHY ("TIME".HTBSNS BY ANCESTOR AT LEVEL "TIME".HTBSNS.BSNS_YR POSITION FROM BEGINNING)
Purchase Order Line Item State Cube: POLIS	PNDQ_YTD_LY_PCT_CHG	Pending Quantity YTD Last Year % Change	LAG_VARIANCE_PERCENT(POLIS.PNDQ_YTD, 1) OVER HIERARCHY ("TIME".HTBSNS BY ANCESTOR AT LEVEL "TIME".HTBSNS.BSNS_YR POSITION FROM BEGINNING)
Purchase Order Line Item State Cube: POLIS	PNDU_LP	Pending Units Last Period	LAG(POLIS.PNDU, 1) OVER HIERARCHY ("TIME".HTBSNS)
Purchase Order Line Item State Cube: POLIS	PNDU_LP_CHG	Pending Units Last Period Change	LAG_VARIANCE(POLIS.PNDU, 1) OVER HIERARCHY ("TIME".HTBSNS)
Purchase Order Line Item State Cube: POLIS	PNDU_LP_PCT_CHG	Pending Units Last Period % Change	LAG_VARIANCE_PERCENT(POLIS.PNDU, 1) OVER HIERARCHY ("TIME".HTBSNS)
Purchase Order Line Item State Cube: POLIS	PNDU_LY	Pending Units Last Year	LAG(POLIS.PNDU, 1) OVER HIERARCHY ("TIME".HTBSNS BY ANCESTOR AT LEVEL "TIME".HTBSNS.BSNS_YR POSITION FROM BEGINNING)
Purchase Order Line Item State Cube: POLIS	PNDU_LY_CHG	Pending Units Last Year Change	LAG_VARIANCE(POLIS.PNDU, 1) OVER HIERARCHY ("TIME".HTBSNS BY ANCESTOR AT LEVEL "TIME".HTBSNS.BSNS_YR POSITION FROM BEGINNING)
Purchase Order Line Item State Cube: POLIS	PNDU_LY_PCT_CHG	Pending Units Last Year % Change	LAG_VARIANCE_PERCENT(POLIS.PNDU, 1) OVER HIERARCHY ("TIME".HTBSNS BY ANCESTOR AT LEVEL "TIME".HTBSNS.BSNS_YR POSITION FROM BEGINNING)

Cube Name	Physical Name	Logical Name	Expression / Calculation
Purchase Order Line Item State Cube: POLIS	PNDU_YTD	Pending Units YTD	SUM(POLIS.PNDU) OVER HIERARCHY ("TIME".HTBSNS BETWEEN UNBOUNDED PRECEDING AND CURRENT MEMBER WITHIN ANCESTOR AT LEVEL "TIME".BSNS_YR)
Purchase Order Line Item State Cube: POLIS	PNDU_YTD_LY	Pending Units YTD Last Year	LAG(POLIS.PNDU_YTD, 1) OVER HIERARCHY ("TIME".HTBSNS BY ANCESTOR AT LEVEL "TIME".HTBSNS.BSNS_YR POSITION FROM BEGINNING)
Purchase Order Line Item State Cube: POLIS	PNDU_YTD_LY_CHG	Pending Units YTD Last Year Change	LAG(POLIS.PNDU_YTD, 1) OVER HIERARCHY ("TIME".HTBSNS BY ANCESTOR AT LEVEL "TIME".HTBSNS.BSNS_YR POSITION FROM BEGINNING)
Purchase Order Line Item State Cube: POLIS	PNDU_YTD_LY_PCT_CHG	Pending Units YTD Last Year % Change	LAG_VARIANCE_PERCENT(POLIS.PNDU_YTD, 1) OVER HIERARCHY ("TIME".HTBSNS BY ANCESTOR AT LEVEL "TIME".HTBSNS.BSNS_YR POSITION FROM BEGINNING)
Purchase Order Line Item State Cube: POLIS	POA_LP	Purchase Order Amount Last Period	LAG(POLIS.POA, 1) OVER HIERARCHY ("TIME".HTBSNS)
Purchase Order Line Item State Cube: POLIS	POA_LP_CHG	Purchase Order Amount Last Period Change	LAG_VARIANCE(POLIS.POA, 1) OVER HIERARCHY ("TIME".HTBSNS)
Purchase Order Line Item State Cube: POLIS	POA_LP_PCT_CHG	Purchase Order Amount Last Period % Change	LAG_VARIANCE_PERCENT(POLIS.POA, 1) OVER HIERARCHY ("TIME".HTBSNS)
Purchase Order Line Item State Cube: POLIS	POA_LY	Purchase Order Amount Last Year	LAG(POLIS.POA, 1) OVER HIERARCHY ("TIME".HTBSNS BY ANCESTOR AT LEVEL "TIME".HTBSNS.BSNS_YR POSITION FROM BEGINNING)
Purchase Order Line Item State Cube: POLIS	POA_LY_CHG	Purchase Order Amount Last Year Change	LAG_VARIANCE(POLIS.POA, 1) OVER HIERARCHY ("TIME".HTBSNS BY ANCESTOR AT LEVEL "TIME".HTBSNS.BSNS_YR POSITION FROM BEGINNING)
Purchase Order Line Item State Cube: POLIS	POA_LY_PCT_CHG	Purchase Order Amount Last Year % Change	LAG_VARIANCE_PERCENT(POLIS.POA, 1) OVER HIERARCHY ("TIME".HTBSNS BY ANCESTOR AT LEVEL "TIME".HTBSNS.BSNS_YR POSITION FROM BEGINNING)
Purchase Order Line Item State Cube: POLIS	POA_YTD	Purchase Order Amount YTD	SUM(POLIS.POA) OVER HIERARCHY ("TIME".HTBSNS BETWEEN UNBOUNDED PRECEDING AND CURRENT MEMBER WITHIN ANCESTOR AT LEVEL "TIME".BSNS_YR)
Purchase Order Line Item State Cube: POLIS	POA_YTD_LY	Purchase Order Amount YTD Last Year	LAG(POLIS.POA_YTD, 1) OVER HIERARCHY ("TIME".HTBSNS BY ANCESTOR AT LEVEL "TIME".HTBSNS.BSNS_YR POSITION FROM BEGINNING)
Purchase Order Line Item State Cube: POLIS	POA_YTD_LY_CHG	Purchase Order Amount YTD Last Year Change	LAG(POLIS.POA_YTD, 1) OVER HIERARCHY ("TIME".HTBSNS BY ANCESTOR AT LEVEL "TIME".HTBSNS.BSNS_YR POSITION FROM BEGINNING)
Purchase Order Line Item State Cube: POLIS	POA_YTD_LY_PCT_CHG	Purchase Order Amount YTD Last Year % Change	LAG_VARIANCE_PERCENT(POLIS.POA_YTD, 1) OVER HIERARCHY ("TIME".HTBSNS BY ANCESTOR AT LEVEL "TIME".HTBSNS.BSNS_YR POSITION FROM BEGINNING)
Purchase Order Line Item State Cube: POLIS	POCA_LP	Purchase Order Cost Amount Last Period	LAG(POLIS.POCA, 1) OVER HIERARCHY ("TIME".HTBSNS)
Purchase Order Line Item State Cube: POLIS	POCA_LP_CHG	Purchase Order Cost Amount Last Period Change	LAG_VARIANCE(POLIS.POCA, 1) OVER HIERARCHY ("TIME".HTBSNS)

Cube Name	Physical Name	Logical Name	Expression / Calculation
Purchase Order Line Item State Cube: POLIS	POCA_LP_PCT_CHG	Purchase Order Cost Amount Last Period % Change	LAG_VARIANCE_PERCENT(POLIS.POCA, 1) OVER HIERARCHY ("TIME".HTBSNS)
Purchase Order Line Item State Cube: POLIS	POCA_LY	Purchase Order Cost Amount Last Year	LAG(POLIS.POCA, 1) OVER HIERARCHY ("TIME".HTBSNS BY ANCESTOR AT LEVEL "TIME".HTBSNS.BSNS_YR POSITION FROM BEGINNING)
Purchase Order Line Item State Cube: POLIS	POCA_LY_CHG	Purchase Order Cost Amount Last Year Change	LAG_VARIANCE(POLIS.POCA, 1) OVER HIERARCHY ("TIME".HTBSNS BY ANCESTOR AT LEVEL "TIME".HTBSNS.BSNS_YR POSITION FROM BEGINNING)
Purchase Order Line Item State Cube: POLIS	POCA_LY_PCT_CHG	Purchase Order Cost Amount Last Year % Change	LAG_VARIANCE_PERCENT(POLIS.POCA, 1) OVER HIERARCHY ("TIME".HTBSNS BY ANCESTOR AT LEVEL "TIME".HTBSNS.BSNS_YR POSITION FROM BEGINNING)
Purchase Order Line Item State Cube: POLIS	POCA_YTD	Purchase Order Cost Amount YTD	SUM(POLIS.POCA) OVER HIERARCHY ("TIME".HTBSNS BETWEEN UNBOUNDED PRECEDING AND CURRENT MEMBER WITHIN ANCESTOR AT LEVEL "TIME".BSNS_YR)
Purchase Order Line Item State Cube: POLIS	POCA_YTD_LY	Purchase Order Cost Amount YTD Last Year	LAG(POLIS.POCA_YTD, 1) OVER HIERARCHY ("TIME".HTBSNS BY ANCESTOR AT LEVEL "TIME".HTBSNS.BSNS_YR POSITION FROM BEGINNING)
Purchase Order Line Item State Cube: POLIS	POCA_YTD_LY_CHG	Purchase Order Cost Amount YTD Last Year Change	LAG(POLIS.POCA_YTD, 1) OVER HIERARCHY ("TIME".HTBSNS BY ANCESTOR AT LEVEL "TIME".HTBSNS.BSNS_YR POSITION FROM BEGINNING)
Purchase Order Line Item State Cube: POLIS	POCA_YTD_LY_PCT_CHG	Purchase Order Cost Amount YTD Last Year % Change	LAG_VARIANCE_PERCENT(POLIS.POCA_YTD, 1) OVER HIERARCHY ("TIME".HTBSNS BY ANCESTOR AT LEVEL "TIME".HTBSNS.BSNS_YR POSITION FROM BEGINNING)
Purchase Order Line Item State Cube: POLIS	PPA_LP	Pickup Amount Last Period	LAG(POLIS.PPA, 1) OVER HIERARCHY ("TIME".HTBSNS)
Purchase Order Line Item State Cube: POLIS	PPA_LP_CHG	Pickup Amount Last Period Change	LAG_VARIANCE(POLIS.PPA, 1) OVER HIERARCHY ("TIME".HTBSNS)
Purchase Order Line Item State Cube: POLIS	PPA_LP_PCT_CHG	Pickup Amount Last Period % Change	LAG_VARIANCE_PERCENT(POLIS.PPA, 1) OVER HIERARCHY ("TIME".HTBSNS)
Purchase Order Line Item State Cube: POLIS	PPA_LY	Pickup Amount Last Year	LAG(POLIS.PPA, 1) OVER HIERARCHY ("TIME".HTBSNS BY ANCESTOR AT LEVEL "TIME".HTBSNS.BSNS_YR POSITION FROM BEGINNING)
Purchase Order Line Item State Cube: POLIS	PPA_LY_CHG	Pickup Amount Last Year Change	LAG_VARIANCE(POLIS.PPA, 1) OVER HIERARCHY ("TIME".HTBSNS BY ANCESTOR AT LEVEL "TIME".HTBSNS.BSNS_YR POSITION FROM BEGINNING)
Purchase Order Line Item State Cube: POLIS	PPA_LY_PCT_CHG	Pickup Amount Last Year % Change	LAG_VARIANCE_PERCENT(POLIS.PPA, 1) OVER HIERARCHY ("TIME".HTBSNS BY ANCESTOR AT LEVEL "TIME".HTBSNS.BSNS_YR POSITION FROM BEGINNING)
Purchase Order Line Item State Cube: POLIS	PPA_YTD	Pickup Amount YTD	SUM(POLIS.PPA) OVER HIERARCHY ("TIME".HTBSNS BETWEEN UNBOUNDED PRECEDING AND CURRENT MEMBER WITHIN ANCESTOR AT LEVEL "TIME".BSNS_YR)
Purchase Order Line Item State Cube: POLIS	PPA_YTD_LY	Pickup Amount YTD Last Year	LAG(POLIS.PPA_YTD, 1) OVER HIERARCHY ("TIME".HTBSNS BY ANCESTOR AT LEVEL "TIME".HTBSNS.BSNS_YR POSITION FROM BEGINNING)

Cube Name	Physical Name	Logical Name	Expression / Calculation
Purchase Order Line Item State Cube: POLIS	PPA_YTD_LY_CHG	Pickup Amount YTD Last Year Change	LAG(POLIS.PPA_YTD, 1) OVER HIERARCHY ("TIME".HTBSNS BY ANCESTOR AT LEVEL "TIME".HTBSNS.BSNS_YR POSITION FROM BEGINNING)
Purchase Order Line Item State Cube: POLIS	PPA_YTD_LY_PCT_CHG	Pickup Amount YTD Last Year % Change	LAG_VARIANCE_PERCENT(POLIS.PPA_YTD, 1) OVER HIERARCHY ("TIME".HTBSNS BY ANCESTOR AT LEVEL "TIME".HTBSNS.BSNS_YR POSITION FROM BEGINNING)
Purchase Order Line Item State Cube: POLIS	PPQ_LP	Pickup Quantity Last Period	LAG(POLIS.PPQ, 1) OVER HIERARCHY ("TIME".HTBSNS)
Purchase Order Line Item State Cube: POLIS	PPQ_LP_CHG	Pickup Quantity Last Period Change	LAG_VARIANCE(POLIS.PPQ, 1) OVER HIERARCHY ("TIME".HTBSNS)
Purchase Order Line Item State Cube: POLIS	PPQ_LP_PCT_CHG	Pickup Quantity Last Period % Change	LAG_VARIANCE_PERCENT(POLIS.PPQ, 1) OVER HIERARCHY ("TIME".HTBSNS)
Purchase Order Line Item State Cube: POLIS	PPQ_LY	Pickup Quantity Last Year	LAG(POLIS.PPQ, 1) OVER HIERARCHY ("TIME".HTBSNS BY ANCESTOR AT LEVEL "TIME".HTBSNS.BSNS_YR POSITION FROM BEGINNING)
Purchase Order Line Item State Cube: POLIS	PPQ_LY_CHG	Pickup Quantity Last Year Change	LAG_VARIANCE(POLIS.PPQ, 1) OVER HIERARCHY ("TIME".HTBSNS BY ANCESTOR AT LEVEL "TIME".HTBSNS.BSNS_YR POSITION FROM BEGINNING)
Purchase Order Line Item State Cube: POLIS	PPQ_LY_PCT_CHG	Pickup Quantity Last Year % Change	LAG_VARIANCE_PERCENT(POLIS.PPQ, 1) OVER HIERARCHY ("TIME".HTBSNS BY ANCESTOR AT LEVEL "TIME".HTBSNS.BSNS_YR POSITION FROM BEGINNING)
Purchase Order Line Item State Cube: POLIS	PPQ_YTD	Pickup Quantity YTD	SUM(POLIS.PPQ) OVER HIERARCHY ("TIME".HTBSNS BETWEEN UNBOUNDED PRECEDING AND CURRENT MEMBER WITHIN ANCESTOR AT LEVEL "TIME".BSNS_YR)
Purchase Order Line Item State Cube: POLIS	PPQ_YTD_LY	Pickup Quantity YTD Last Year	LAG(POLIS.PPQ_YTD, 1) OVER HIERARCHY ("TIME".HTBSNS BY ANCESTOR AT LEVEL "TIME".HTBSNS.BSNS_YR POSITION FROM BEGINNING)
Purchase Order Line Item State Cube: POLIS	PPQ_YTD_LY_CHG	Pickup Quantity YTD Last Year Change	LAG(POLIS.PPQ_YTD, 1) OVER HIERARCHY ("TIME".HTBSNS BY ANCESTOR AT LEVEL "TIME".HTBSNS.BSNS_YR POSITION FROM BEGINNING)
Purchase Order Line Item State Cube: POLIS	PPQ_YTD_LY_PCT_CHG	Pickup Quantity YTD Last Year % Change	LAG_VARIANCE_PERCENT(POLIS.PPQ_YTD, 1) OVER HIERARCHY ("TIME".HTBSNS BY ANCESTOR AT LEVEL "TIME".HTBSNS.BSNS_YR POSITION FROM BEGINNING)
Purchase Order Line Item State Cube: POLIS	PPU_LP	Pickup Units Last Period	LAG(POLIS.PPU, 1) OVER HIERARCHY ("TIME".HTBSNS)
Purchase Order Line Item State Cube: POLIS	PPU_LP_CHG	Pickup Units Last Period Change	LAG_VARIANCE(POLIS.PPU, 1) OVER HIERARCHY ("TIME".HTBSNS)
Purchase Order Line Item State Cube: POLIS	PPU_LP_PCT_CHG	Pickup Units Last Period % Change	LAG_VARIANCE_PERCENT(POLIS.PPU, 1) OVER HIERARCHY ("TIME".HTBSNS)
Purchase Order Line Item State Cube: POLIS	PPU_LY	Pickup Units Last Year	LAG(POLIS.PPU, 1) OVER HIERARCHY ("TIME".HTBSNS BY ANCESTOR AT LEVEL "TIME".HTBSNS.BSNS_YR POSITION FROM BEGINNING)
Purchase Order Line Item State Cube: POLIS	PPU_LY_CHG	Pickup Units Last Year Change	LAG_VARIANCE(POLIS.PPU, 1) OVER HIERARCHY ("TIME".HTBSNS BY ANCESTOR AT LEVEL "TIME".HTBSNS.BSNS_YR POSITION FROM BEGINNING)

Cube Name	Physical Name	Logical Name	Expression / Calculation
Purchase Order Line Item State Cube: POLIS	PPU_LY_PCT_CHG	Pickup Units Last Year % Change	LAG_VARIANCE_PERCENT(POLIS.PPU, 1) OVER HIERARCHY ("TIME".HTBSNS BY ANCESTOR AT LEVEL "TIME".HTBSNS.BSNS_YR POSITION FROM BEGINNING)
Purchase Order Line Item State Cube: POLIS	PPU_YTD	Pickup Units YTD	SUM(POLIS.PPU) OVER HIERARCHY ("TIME".HTBSNS BETWEEN UNBOUNDED PRECEDING AND CURRENT MEMBER WITHIN ANCESTOR AT LEVEL "TIME".BSNS_YR)
Purchase Order Line Item State Cube: POLIS	PPU_YTD_LY	Pickup Units YTD Last Year	LAG(POLIS.PPU_YTD, 1) OVER HIERARCHY ("TIME".HTBSNS BY ANCESTOR AT LEVEL "TIME".HTBSNS.BSNS_YR POSITION FROM BEGINNING)
Purchase Order Line Item State Cube: POLIS	PPU_YTD_LY_CHG	Pickup Units YTD Last Year Change	LAG(POLIS.PPU_YTD, 1) OVER HIERARCHY ("TIME".HTBSNS BY ANCESTOR AT LEVEL "TIME".HTBSNS.BSNS_YR POSITION FROM BEGINNING)
Purchase Order Line Item State Cube: POLIS	PPU_YTD_LY_ PCT_CHG	Pickup Units YTD Last Year % Change	LAG_VARIANCE_PERCENT(POLIS.PPU_YTD, 1) OVER HIERARCHY ("TIME".HTBSNS BY ANCESTOR AT LEVEL "TIME".HTBSNS.BSNS_YR POSITION FROM BEGINNING)
Purchase Order Line Item State Cube: POLIS	PQ_LP	Pick Quantity Last Period	LAG(POLIS.PQ, 1) OVER HIERARCHY ("TIME".HTBSNS)
Purchase Order Line Item State Cube: POLIS	PQ_LP_CHG	Pick Quantity Last Period Change	LAG_VARIANCE(POLIS.PQ, 1) OVER HIERARCHY ("TIME".HTBSNS)
Purchase Order Line Item State Cube: POLIS	PQ_LP_PCT_CHG	Pick Quantity Last Period % Change	LAG_VARIANCE_PERCENT(POLIS.PQ, 1) OVER HIERARCHY ("TIME".HTBSNS)
Purchase Order Line Item State Cube: POLIS	PQ_LY	Pick Quantity Last Year	LAG(POLIS.PQ, 1) OVER HIERARCHY ("TIME".HTBSNS BY ANCESTOR AT LEVEL "TIME".HTBSNS.BSNS_YR POSITION FROM BEGINNING)
Purchase Order Line Item State Cube: POLIS	PQ_LY_CHG	Pick Quantity Last Year Change	LAG_VARIANCE(POLIS.PQ, 1) OVER HIERARCHY ("TIME".HTBSNS BY ANCESTOR AT LEVEL "TIME".HTBSNS.BSNS_YR POSITION FROM BEGINNING)
Purchase Order Line Item State Cube: POLIS	PQ_LY_PCT_CHG	Pick Quantity Last Year % Change	LAG_VARIANCE_PERCENT(POLIS.PQ, 1) OVER HIERARCHY ("TIME".HTBSNS BY ANCESTOR AT LEVEL "TIME".HTBSNS.BSNS_YR POSITION FROM BEGINNING)
Purchase Order Line Item State Cube: POLIS	PQ_YTD	Pick Quantity YTD	SUM(POLIS.PQ) OVER HIERARCHY ("TIME".HTBSNS BETWEEN UNBOUNDED PRECEDING AND CURRENT MEMBER WITHIN ANCESTOR AT LEVEL "TIME".BSNS_YR)
Purchase Order Line Item State Cube: POLIS	PQ_YTD_LY	Pick Quantity YTD Last Year	LAG(POLIS.PQ_YTD, 1) OVER HIERARCHY ("TIME".HTBSNS BY ANCESTOR AT LEVEL "TIME".HTBSNS.BSNS_YR POSITION FROM BEGINNING)
Purchase Order Line Item State Cube: POLIS	PQ_YTD_LY_CHG	Pick Quantity YTD Last Year Change	LAG(POLIS.PQ_YTD, 1) OVER HIERARCHY ("TIME".HTBSNS BY ANCESTOR AT LEVEL "TIME".HTBSNS.BSNS_YR POSITION FROM BEGINNING)
Purchase Order Line Item State Cube: POLIS	PQ_YTD_LY_PCT_ CHG	Pick Quantity YTD Last Year % Change	LAG_VARIANCE_PERCENT(POLIS.PQ_YTD, 1) OVER HIERARCHY ("TIME".HTBSNS BY ANCESTOR AT LEVEL "TIME".HTBSNS.BSNS_YR POSITION FROM BEGINNING)
Purchase Order Line Item State Cube: POLIS	PU_LP	Pick Units Last Period	LAG(POLIS.PU, 1) OVER HIERARCHY ("TIME".HTBSNS)
Purchase Order Line Item State Cube: POLIS	PU_LP_CHG	Pick Units Last Period Change	LAG_VARIANCE(POLIS.PU, 1) OVER HIERARCHY ("TIME".HTBSNS)

Cube Name	Physical Name	Logical Name	Expression / Calculation
Purchase Order Line Item State Cube: POLIS	PU_LP_PCT_CHG	Pick Units Last Period % Change	LAG_VARIANCE_PERCENT(POLIS.PU, 1) OVER HIERARCHY ("TIME".HTBSNS)
Purchase Order Line Item State Cube: POLIS	PU_LY	Pick Units Last Year	LAG(POLIS.PU, 1) OVER HIERARCHY ("TIME".HTBSNS BY ANCESTOR AT LEVEL "TIME".HTBSNS.BSNS_YR POSITION FROM BEGINNING)
Purchase Order Line Item State Cube: POLIS	PU_LY_CHG	Pick Units Last Year Change	LAG_VARIANCE_PERCENT(POLIS.PU, 1) OVER HIERARCHY ("TIME".HTBSNS BY ANCESTOR AT LEVEL "TIME".HTBSNS.BSNS_YR POSITION FROM BEGINNING)
Purchase Order Line Item State Cube: POLIS	PU_LY_PCT_CHG	Pick Units Last Year % Change	LAG_VARIANCE_PERCENT(POLIS.PU, 1) OVER HIERARCHY ("TIME".HTBSNS BY ANCESTOR AT LEVEL "TIME".HTBSNS.BSNS_YR POSITION FROM BEGINNING)
Purchase Order Line Item State Cube: POLIS	PU_YTD	Pick Units YTD	SUM(POLIS.PU) OVER HIERARCHY ("TIME".HTBSNS BETWEEN UNBOUNDED PRECEDING AND CURRENT MEMBER WITHIN ANCESTOR AT LEVEL "TIME".BSNS_YR)
Purchase Order Line Item State Cube: POLIS	PU_YTD_LY	Pick Units YTD Last Year	LAG(POLIS.PU_YTD, 1) OVER HIERARCHY ("TIME".HTBSNS BY ANCESTOR AT LEVEL "TIME".HTBSNS.BSNS_YR POSITION FROM BEGINNING)
Purchase Order Line Item State Cube: POLIS	PU_YTD_LY_CHG	Pick Units YTD Last Year Change	LAG(POLIS.PU_YTD, 1) OVER HIERARCHY ("TIME".HTBSNS BY ANCESTOR AT LEVEL "TIME".HTBSNS.BSNS_YR POSITION FROM BEGINNING)
Purchase Order Line Item State Cube: POLIS	PU_YTD_LY_PCT_ CHG	Pick Units YTD Last Year % Change	LAG_VARIANCE_PERCENT(POLIS.PU_YTD, 1) OVER HIERARCHY ("TIME".HTBSNS BY ANCESTOR AT LEVEL "TIME".HTBSNS.BSNS_YR POSITION FROM BEGINNING)
Purchase Order Line Item State Cube: POLIS	RANK_ALTA_ORG	Altered Amount Rank Organization	RANK() OVER (HIERARCHY ORGANIZATION.HORG ORDER BY POLIS.ALTA DESC NULLS LAST WITHIN PARENT)
Purchase Order Line Item State Cube: POLIS	RANK_ALTA_ PRODUCT	Altered Amount Rank Product	RANK() OVER (HIERARCHY PRODUCT.HPROD ORDER BY POLIS.ALTA DESC NULLS LAST WITHIN PARENT)
Purchase Order Line Item State Cube: POLIS	RANK_ALTA_ VENDOR	Altered Amount Rank Vendor	RANK() OVER (HIERARCHY VENDOR.HVENDOR ORDER BY POLIS.ALTA DESC NULLS LAST WITHIN PARENT)
Purchase Order Line Item State Cube: POLIS	RANK_ALTA_ VNDRSITE	Altered Amount Rank Vendor Site	RANK() OVER (HIERARCHY VNDRSITE.HVNDRSITE ORDER BY POLIS.ALTA DESC NULLS LAST WITHIN PARENT)
Purchase Order Line Item State Cube: POLIS	RANK_ALTQ_ORG	Altered Quantity Rank Organization	RANK() OVER (HIERARCHY ORGANIZATION.HORG ORDER BY POLIS.ALTQ DESC NULLS LAST WITHIN PARENT)
Purchase Order Line Item State Cube: POLIS	RANK_ALTQ_ PRODUCT	Altered Quantity Rank Product	RANK() OVER (HIERARCHY PRODUCT.HPROD ORDER BY POLIS.ALTQ DESC NULLS LAST WITHIN PARENT)
Purchase Order Line Item State Cube: POLIS	RANK_ALTQ_ VENDOR	Altered Quantity Rank Vendor	RANK() OVER (HIERARCHY VENDOR.HVENDOR ORDER BY POLIS.ALTQ DESC NULLS LAST WITHIN PARENT)
Purchase Order Line Item State Cube: POLIS	RANK_ALTQ_ VNDRSITE	Altered Quantity Rank Vendor Site	RANK() OVER (HIERARCHY VNDRSITE.HVNDRSITE ORDER BY POLIS.ALTQ DESC NULLS LAST WITHIN PARENT)
Purchase Order Line Item State Cube: POLIS	RANK_ALTU_ORG	Altered Units Rank Organization	RANK() OVER (HIERARCHY ORGANIZATION.HORG ORDER BY POLIS.ALTU DESC NULLS LAST WITHIN PARENT)

Cube Name	Physical Name	Logical Name	Expression / Calculation
Purchase Order Line Item State Cube: POLIS	RANK_ALTU_ PRODUCT	Altered Units Rank Product	RANK() OVER (HIERARCHY PRODUCT.HPROD ORDER BY POLIS.ALTU DESC NULLS LAST WITHIN PARENT)
Purchase Order Line Item State Cube: POLIS	RANK_ALTU_ VENDOR	Altered Units Rank Vendor	RANK() OVER (HIERARCHY VENDOR.HVENDOR ORDER BY POLIS.ALTU DESC NULLS LAST WITHIN PARENT)
Purchase Order Line Item State Cube: POLIS	RANK_ALTU_ VNDRSITE	Altered Units Rank Vendor Site	RANK() OVER (HIERARCHY VNDRSITE.HVNDRSITE ORDER BY POLIS.ALTU DESC NULLS LAST WITHIN PARENT)
Purchase Order Line Item State Cube: POLIS	RANK_AQ_ORG	Allocated Quantity Rank Organization	RANK() OVER (HIERARCHY ORGANIZATION.HORG ORDER BY POLIS.AQ DESC NULLS LAST WITHIN PARENT)
Purchase Order Line Item State Cube: POLIS	RANK_AQ_ PRODUCT	Allocated Quantity Rank Product	RANK() OVER (HIERARCHY PRODUCT.HPROD ORDER BY POLIS.AQ DESC NULLS LAST WITHIN PARENT)
Purchase Order Line Item State Cube: POLIS	RANK_AQ_ VENDOR	Allocated Quantity Rank Vendor	RANK() OVER (HIERARCHY VENDOR.HVENDOR ORDER BY POLIS.AQ DESC NULLS LAST WITHIN PARENT)
Purchase Order Line Item State Cube: POLIS	RANK_AQ_ VNDRSITE	Allocated Quantity Rank Vendor Site	RANK() OVER (HIERARCHY VNDRSITE.HVNDRSITE ORDER BY POLIS.AQ DESC NULLS LAST WITHIN PARENT)
Purchase Order Line Item State Cube: POLIS	RANK_AU_ORG	Allocated Units Rank Organization	RANK() OVER (HIERARCHY ORGANIZATION.HORG ORDER BY POLIS.AU DESC NULLS LAST WITHIN PARENT)
Purchase Order Line Item State Cube: POLIS	RANK_AU_ PRODUCT	Allocated Units Rank Product	RANK() OVER (HIERARCHY PRODUCT.HPROD ORDER BY POLIS.AU DESC NULLS LAST WITHIN PARENT)
Purchase Order Line Item State Cube: POLIS	RANK_AU_ VENDOR	Allocated Units Rank Vendor	RANK() OVER (HIERARCHY VENDOR.HVENDOR ORDER BY POLIS.AU DESC NULLS LAST WITHIN PARENT)
Purchase Order Line Item State Cube: POLIS	RANK_AU_ VNDRSITE	Allocated Units Rank Vendor Site	RANK() OVER (HIERARCHY VNDRSITE.HVNDRSITE ORDER BY POLIS.AU DESC NULLS LAST WITHIN PARENT)
Purchase Order Line Item State Cube: POLIS	RANK_BLQ_ORG	Billed Quantity Rank Organization	RANK() OVER (HIERARCHY ORGANIZATION.HORG ORDER BY POLIS.BLQ DESC NULLS LAST WITHIN PARENT)
Purchase Order Line Item State Cube: POLIS	RANK_BLQ_ PRODUCT	Billed Quantity Rank Product	RANK() OVER (HIERARCHY PRODUCT.HPROD ORDER BY POLIS.BLQ DESC NULLS LAST WITHIN PARENT)
Purchase Order Line Item State Cube: POLIS	RANK_BLQ_ VENDOR	Billed Quantity Rank Vendor	RANK() OVER (HIERARCHY VENDOR.HVENDOR ORDER BY POLIS.BLQ DESC NULLS LAST WITHIN PARENT)
Purchase Order Line Item State Cube: POLIS	RANK_BLQ_ VNDRSITE	Billed Quantity Rank Vendor Site	RANK() OVER (HIERARCHY VNDRSITE.HVNDRSITE ORDER BY POLIS.BLQ DESC NULLS LAST WITHIN PARENT)
Purchase Order Line Item State Cube: POLIS	RANK_BLU_ORG	Billed Units Rank Organization	RANK() OVER (HIERARCHY ORGANIZATION.HORG ORDER BY POLIS.BLU DESC NULLS LAST WITHIN PARENT)
Purchase Order Line Item State Cube: POLIS	RANK_BLU_ PRODUCT	Billed Units Rank Product	RANK() OVER (HIERARCHY PRODUCT.HPROD ORDER BY POLIS.BLU DESC NULLS LAST WITHIN PARENT)
Purchase Order Line Item State Cube: POLIS	RANK_BLU_ VENDOR	Billed Units Rank Vendor	RANK() OVER (HIERARCHY VENDOR.HVENDOR ORDER BY POLIS.BLU DESC NULLS LAST WITHIN PARENT)
Purchase Order Line Item State Cube: POLIS	RANK_BLU_ VNDRSITE	Billed Units Rank Vendor Site	RANK() OVER (HIERARCHY VNDRSITE.HVNDRSITE ORDER BY POLIS.BLU DESC NULLS LAST WITHIN PARENT)

Cube Name	Physical Name	Logical Name	Expression / Calculation
Purchase Order Line Item State Cube: POLIS	RANK_BQ_ORG	Booked Quantity Rank Organization	RANK() OVER (HIERARCHY ORGANIZATION.HORG ORDER BY POLIS.BQ DESC NULLS LAST WITHIN PARENT)
Purchase Order Line Item State Cube: POLIS	RANK_BQ_PRODUCT	Booked Quantity Rank Product	RANK() OVER (HIERARCHY PRODUCT.HPROD ORDER BY POLIS.BQ DESC NULLS LAST WITHIN PARENT)
Purchase Order Line Item State Cube: POLIS	RANK_BQ_VENDOR	Booked Quantity Rank Vendor	RANK() OVER (HIERARCHY VENDOR.HVENDOR ORDER BY POLIS.BQ DESC NULLS LAST WITHIN PARENT)
Purchase Order Line Item State Cube: POLIS	RANK_BQ_VNDRSITE	Booked Quantity Rank Vendor Site	RANK() OVER (HIERARCHY VNDRSITE.HVNDRSITE ORDER BY POLIS.BQ DESC NULLS LAST WITHIN PARENT)
Purchase Order Line Item State Cube: POLIS	RANK_BTCD_ORG	Book To Cancel Days Rank Organization	RANK() OVER (HIERARCHY ORGANIZATION.HORG ORDER BY POLIS.BTCD DESC NULLS LAST WITHIN PARENT)
Purchase Order Line Item State Cube: POLIS	RANK_BTCD_PRODUCT	Book To Cancel Days Rank Product	RANK() OVER (HIERARCHY PRODUCT.HPROD ORDER BY POLIS.BTCD DESC NULLS LAST WITHIN PARENT)
Purchase Order Line Item State Cube: POLIS	RANK_BTCD_VENDOR	Book To Cancel Days Rank Vendor	RANK() OVER (HIERARCHY VENDOR.HVENDOR ORDER BY POLIS.BTCD DESC NULLS LAST WITHIN PARENT)
Purchase Order Line Item State Cube: POLIS	RANK_BTCD_VNDRSITE	Book To Cancel Days Rank Vendor Site	RANK() OVER (HIERARCHY VNDRSITE.HVNDRSITE ORDER BY POLIS.BTCD DESC NULLS LAST WITHIN PARENT)
Purchase Order Line Item State Cube: POLIS	RANK_BTDCD_ORG	Book To Delivery Complete Days Rank Organization	RANK() OVER (HIERARCHY ORGANIZATION.HORG ORDER BY POLIS.BTDCD DESC NULLS LAST WITHIN PARENT)
Purchase Order Line Item State Cube: POLIS	RANK_BTDCD_PRODUCT	Book To Delivery Complete Days Rank Product	RANK() OVER (HIERARCHY PRODUCT.HPROD ORDER BY POLIS.BTDCD DESC NULLS LAST WITHIN PARENT)
Purchase Order Line Item State Cube: POLIS	RANK_BTDCD_VENDOR	Book To Delivery Complete Days Rank Vendor	RANK() OVER (HIERARCHY VENDOR.HVENDOR ORDER BY POLIS.BTDCD DESC NULLS LAST WITHIN PARENT)
Purchase Order Line Item State Cube: POLIS	RANK_BTDCD_VNDRSITE	Book To Delivery Complete Days Rank Vendor Site	RANK() OVER (HIERARCHY VNDRSITE.HVNDRSITE ORDER BY POLIS.BTDCD DESC NULLS LAST WITHIN PARENT)
Purchase Order Line Item State Cube: POLIS	RANK_BTSD_ORG	Book To Shipment Days Rank Organization	RANK() OVER (HIERARCHY ORGANIZATION.HORG ORDER BY POLIS.BTSD DESC NULLS LAST WITHIN PARENT)
Purchase Order Line Item State Cube: POLIS	RANK_BTSD_PRODUCT	Book To Shipment Days Rank Product	RANK() OVER (HIERARCHY PRODUCT.HPROD ORDER BY POLIS.BTSD DESC NULLS LAST WITHIN PARENT)
Purchase Order Line Item State Cube: POLIS	RANK_BTSD_VENDOR	Book To Shipment Days Rank Vendor	RANK() OVER (HIERARCHY VENDOR.HVENDOR ORDER BY POLIS.BTSD DESC NULLS LAST WITHIN PARENT)
Purchase Order Line Item State Cube: POLIS	RANK_BTSD_VNDRSITE	Book To Shipment Days Rank Vendor Site	RANK() OVER (HIERARCHY VNDRSITE.HVNDRSITE ORDER BY POLIS.BTSD DESC NULLS LAST WITHIN PARENT)
Purchase Order Line Item State Cube: POLIS	RANK_BU_ORG	Booked Units Rank Organization	RANK() OVER (HIERARCHY ORGANIZATION.HORG ORDER BY POLIS.BU DESC NULLS LAST WITHIN PARENT)
Purchase Order Line Item State Cube: POLIS	RANK_BU_PRODUCT	Booked Units Rank Product	RANK() OVER (HIERARCHY PRODUCT.HPROD ORDER BY POLIS.BU DESC NULLS LAST WITHIN PARENT)

Cube Name	Physical Name	Logical Name	Expression / Calculation
Purchase Order Line Item State Cube: POLIS	RANK_BU_ VENDOR	Booked Units Rank Vendor	RANK() OVER (HIERARCHY VENDOR.HVENDOR ORDER BY POLIS.BU DESC NULLS LAST WITHIN PARENT)
Purchase Order Line Item State Cube: POLIS	RANK_BU_ VNDRSITE	Booked Units Rank Vendor Site	RANK() OVER (HIERARCHY VNDRSITE.HVNDRSITE ORDER BY POLIS.BU DESC NULLS LAST WITHIN PARENT)
Purchase Order Line Item State Cube: POLIS	RANK_CDA_ORG	Cancel Discount Amount Rank Organization	RANK() OVER (HIERARCHY ORGANIZATION.HORG ORDER BY POLIS.CDA DESC NULLS LAST WITHIN PARENT)
Purchase Order Line Item State Cube: POLIS	RANK_CDA_ PRODUCT	Cancel Discount Amount Rank Product	RANK() OVER (HIERARCHY PRODUCT.HPROD ORDER BY POLIS.CDA DESC NULLS LAST WITHIN PARENT)
Purchase Order Line Item State Cube: POLIS	RANK_CDA_ VENDOR	Cancel Discount Amount Rank Vendor	RANK() OVER (HIERARCHY VENDOR.HVENDOR ORDER BY POLIS.CDA DESC NULLS LAST WITHIN PARENT)
Purchase Order Line Item State Cube: POLIS	RANK_CDA_ VNDRSITE	Cancel Discount Amount Rank Vendor Site	RANK() OVER (HIERARCHY VNDRSITE.HVNDRSITE ORDER BY POLIS.CDA DESC NULLS LAST WITHIN PARENT)
Purchase Order Line Item State Cube: POLIS	RANK_CDCA_ ORG	Cancel Delivery Charge Amount Rank Organization	RANK() OVER (HIERARCHY ORGANIZATION.HORG ORDER BY POLIS.CDCA DESC NULLS LAST WITHIN PARENT)
Purchase Order Line Item State Cube: POLIS	RANK_CDCA_ PRODUCT	Cancel Delivery Charge Amount Rank Product	RANK() OVER (HIERARCHY PRODUCT.HPROD ORDER BY POLIS.CDCA DESC NULLS LAST WITHIN PARENT)
Purchase Order Line Item State Cube: POLIS	RANK_CDCA_ VENDOR	Cancel Delivery Charge Amount Rank Vendor	RANK() OVER (HIERARCHY VENDOR.HVENDOR ORDER BY POLIS.CDCA DESC NULLS LAST WITHIN PARENT)
Purchase Order Line Item State Cube: POLIS	RANK_CDCA_ VNDRSITE	Cancel Delivery Charge Amount Rank Vendor Site	RANK() OVER (HIERARCHY VNDRSITE.HVNDRSITE ORDER BY POLIS.CDCA DESC NULLS LAST WITHIN PARENT)
Purchase Order Line Item State Cube: POLIS	RANK_CPA_ORG	Cancel Purchase Order Amount Rank Organization	RANK() OVER (HIERARCHY ORGANIZATION.HORG ORDER BY POLIS.CPA DESC NULLS LAST WITHIN PARENT)
Purchase Order Line Item State Cube: POLIS	RANK_CPA_ PRODUCT	Cancel Purchase Order Amount Rank Product	RANK() OVER (HIERARCHY PRODUCT.HPROD ORDER BY POLIS.CPA DESC NULLS LAST WITHIN PARENT)
Purchase Order Line Item State Cube: POLIS	RANK_CPA_ VENDOR	Cancel Purchase Order Amount Rank Vendor	RANK() OVER (HIERARCHY VENDOR.HVENDOR ORDER BY POLIS.CPA DESC NULLS LAST WITHIN PARENT)
Purchase Order Line Item State Cube: POLIS	RANK_CPA_ VNDRSITE	Cancel Purchase Order Amount Rank Vendor Site	RANK() OVER (HIERARCHY VNDRSITE.HVNDRSITE ORDER BY POLIS.CPA DESC NULLS LAST WITHIN PARENT)
Purchase Order Line Item State Cube: POLIS	RANK_CQ_ORG	Cancelled Quantity Rank Organization	RANK() OVER (HIERARCHY ORGANIZATION.HORG ORDER BY POLIS.CQ DESC NULLS LAST WITHIN PARENT)
Purchase Order Line Item State Cube: POLIS	RANK_CQ_ PRODUCT	Cancelled Quantity Rank Product	RANK() OVER (HIERARCHY PRODUCT.HPROD ORDER BY POLIS.CQ DESC NULLS LAST WITHIN PARENT)
Purchase Order Line Item State Cube: POLIS	RANK_CQ_ VENDOR	Cancelled Quantity Rank Vendor	RANK() OVER (HIERARCHY VENDOR.HVENDOR ORDER BY POLIS.CQ DESC NULLS LAST WITHIN PARENT)
Purchase Order Line Item State Cube: POLIS	RANK_CQ_ VNDRSITE	Cancelled Quantity Rank Vendor Site	RANK() OVER (HIERARCHY VNDRSITE.HVNDRSITE ORDER BY POLIS.CQ DESC NULLS LAST WITHIN PARENT)

Cube Name	Physical Name	Logical Name	Expression / Calculation
Purchase Order Line Item State Cube: POLIS	RANK_CRDCA_ ORG	Cancel Rush Delivery Charge Amount Rank Organization	RANK() OVER (HIERARCHY ORGANIZATION.HORG ORDER BY POLIS.CRDCA DESC NULLS LAST WITHIN PARENT)
Purchase Order Line Item State Cube: POLIS	RANK_CRDCA_ PRODUCT	Cancel Rush Delivery Charge Amount Rank Product	RANK() OVER (HIERARCHY PRODUCT.HPROD ORDER BY POLIS.CRDCA DESC NULLS LAST WITHIN PARENT)
Purchase Order Line Item State Cube: POLIS	RANK_CRDCA_ VENDOR	Cancel Rush Delivery Charge Amount Rank Vendor	RANK() OVER (HIERARCHY VENDOR.HVENDOR ORDER BY POLIS.CRDCA DESC NULLS LAST WITHIN PARENT)
Purchase Order Line Item State Cube: POLIS	RANK_CRDCA_ VNDRSITE	Cancel Rush Delivery Charge Amount Rank Vendor Site	RANK() OVER (HIERARCHY VNDRSITE.HVNDRSITE ORDER BY POLIS.CRDCA DESC NULLS LAST WITHIN PARENT)
Purchase Order Line Item State Cube: POLIS	RANK_CSCA_ORG	Cancel Service Charge Amount Rank Organization	RANK() OVER (HIERARCHY ORGANIZATION.HORG ORDER BY POLIS.CSCA DESC NULLS LAST WITHIN PARENT)
Purchase Order Line Item State Cube: POLIS	RANK_CSCA_ PRODUCT	Cancel Service Charge Amount Rank Product	RANK() OVER (HIERARCHY PRODUCT.HPROD ORDER BY POLIS.CSCA DESC NULLS LAST WITHIN PARENT)
Purchase Order Line Item State Cube: POLIS	RANK_CSCA_ VENDOR	Cancel Service Charge Amount Rank Vendor	RANK() OVER (HIERARCHY VENDOR.HVENDOR ORDER BY POLIS.CSCA DESC NULLS LAST WITHIN PARENT)
Purchase Order Line Item State Cube: POLIS	RANK_CSCA_ VNDRSITE	Cancel Service Charge Amount Rank Vendor Site	RANK() OVER (HIERARCHY VNDRSITE.HVNDRSITE ORDER BY POLIS.CSCA DESC NULLS LAST WITHIN PARENT)
Purchase Order Line Item State Cube: POLIS	RANK_CTA_ORG	Cancel Tax Amount Rank Organization	RANK() OVER (HIERARCHY ORGANIZATION.HORG ORDER BY POLIS.CTA DESC NULLS LAST WITHIN PARENT)
Purchase Order Line Item State Cube: POLIS	RANK_CTA_ PRODUCT	Cancel Tax Amount Rank Product	RANK() OVER (HIERARCHY PRODUCT.HPROD ORDER BY POLIS.CTA DESC NULLS LAST WITHIN PARENT)
Purchase Order Line Item State Cube: POLIS	RANK_CTA_ VENDOR	Cancel Tax Amount Rank Vendor	RANK() OVER (HIERARCHY VENDOR.HVENDOR ORDER BY POLIS.CTA DESC NULLS LAST WITHIN PARENT)
Purchase Order Line Item State Cube: POLIS	RANK_CTA_ VNDRSITE	Cancel Tax Amount Rank Vendor Site	RANK() OVER (HIERARCHY VNDRSITE.HVNDRSITE ORDER BY POLIS.CTA DESC NULLS LAST WITHIN PARENT)
Purchase Order Line Item State Cube: POLIS	RANK_CU_ORG	Cancelled Units Rank Organization	RANK() OVER (HIERARCHY ORGANIZATION.HORG ORDER BY POLIS.CU DESC NULLS LAST WITHIN PARENT)
Purchase Order Line Item State Cube: POLIS	RANK_CU_ PRODUCT	Cancelled Units Rank Product	RANK() OVER (HIERARCHY PRODUCT.HPROD ORDER BY POLIS.CU DESC NULLS LAST WITHIN PARENT)
Purchase Order Line Item State Cube: POLIS	RANK_CU_ VENDOR	Cancelled Units Rank Vendor	RANK() OVER (HIERARCHY VENDOR.HVENDOR ORDER BY POLIS.CU DESC NULLS LAST WITHIN PARENT)
Purchase Order Line Item State Cube: POLIS	RANK_CU_ VNDRSITE	Cancelled Units Rank Vendor Site	RANK() OVER (HIERARCHY VNDRSITE.HVNDRSITE ORDER BY POLIS.CU DESC NULLS LAST WITHIN PARENT)
Purchase Order Line Item State Cube: POLIS	RANK_DA_ORG	Discount Amount Rank Organization	RANK() OVER (HIERARCHY ORGANIZATION.HORG ORDER BY POLIS.DA DESC NULLS LAST WITHIN PARENT)
Purchase Order Line Item State Cube: POLIS	RANK_DA_ PRODUCT	Discount Amount Rank Product	RANK() OVER (HIERARCHY PRODUCT.HPROD ORDER BY POLIS.DA DESC NULLS LAST WITHIN PARENT)

Cube Name	Physical Name	Logical Name	Expression / Calculation
Purchase Order Line Item State Cube: POLIS	RANK_DA_ VENDOR	Discount Amount Rank Vendor	RANK() OVER (HIERARCHY VENDOR.HVENDOR ORDER BY POLIS.DA DESC NULLS LAST WITHIN PARENT)
Purchase Order Line Item State Cube: POLIS	RANK_DA_ VNDRSITE	Discount Amount Rank Vendor Site	RANK() OVER (HIERARCHY VNDRSITE.HVNDRSITE ORDER BY POLIS.DA DESC NULLS LAST WITHIN PARENT)
Purchase Order Line Item State Cube: POLIS	RANK_DCA_ORG	Delivery Charge Amount Rank Organization	RANK() OVER (HIERARCHY ORGANIZATION.HORG ORDER BY POLIS.DCA DESC NULLS LAST WITHIN PARENT)
Purchase Order Line Item State Cube: POLIS	RANK_DCA_ PRODUCT	Delivery Charge Amount Rank Product	RANK() OVER (HIERARCHY PRODUCT.HPROD ORDER BY POLIS.DCA DESC NULLS LAST WITHIN PARENT)
Purchase Order Line Item State Cube: POLIS	RANK_DCA_ VENDOR	Delivery Charge Amount Rank Vendor	RANK() OVER (HIERARCHY VENDOR.HVENDOR ORDER BY POLIS.DCA DESC NULLS LAST WITHIN PARENT)
Purchase Order Line Item State Cube: POLIS	RANK_DCA_ VNDRSITE	Delivery Charge Amount Rank Vendor Site	RANK() OVER (HIERARCHY VNDRSITE.HVNDRSITE ORDER BY POLIS.DCA DESC NULLS LAST WITHIN PARENT)
Purchase Order Line Item State Cube: POLIS	RANK_DQ_ORG	Delivered Quantity Rank Organization	RANK() OVER (HIERARCHY ORGANIZATION.HORG ORDER BY POLIS.DQ DESC NULLS LAST WITHIN PARENT)
Purchase Order Line Item State Cube: POLIS	RANK_DQ_ PRODUCT	Delivered Quantity Rank Product	RANK() OVER (HIERARCHY PRODUCT.HPROD ORDER BY POLIS.DQ DESC NULLS LAST WITHIN PARENT)
Purchase Order Line Item State Cube: POLIS	RANK_DQ_ VENDOR	Delivered Quantity Rank Vendor	RANK() OVER (HIERARCHY VENDOR.HVENDOR ORDER BY POLIS.DQ DESC NULLS LAST WITHIN PARENT)
Purchase Order Line Item State Cube: POLIS	RANK_DQ_ VNDRSITE	Delivered Quantity Rank Vendor Site	RANK() OVER (HIERARCHY VNDRSITE.HVNDRSITE ORDER BY POLIS.DQ DESC NULLS LAST WITHIN PARENT)
Purchase Order Line Item State Cube: POLIS	RANK_DU_ORG	Delivered Units Rank Organization	RANK() OVER (HIERARCHY ORGANIZATION.HORG ORDER BY POLIS.DU DESC NULLS LAST WITHIN PARENT)
Purchase Order Line Item State Cube: POLIS	RANK_DU_ PRODUCT	Delivered Units Rank Product	RANK() OVER (HIERARCHY PRODUCT.HPROD ORDER BY POLIS.DU DESC NULLS LAST WITHIN PARENT)
Purchase Order Line Item State Cube: POLIS	RANK_DU_ VENDOR	Delivered Units Rank Vendor	RANK() OVER (HIERARCHY VENDOR.HVENDOR ORDER BY POLIS.DU DESC NULLS LAST WITHIN PARENT)
Purchase Order Line Item State Cube: POLIS	RANK_DU_ VNDRSITE	Delivered Units Rank Vendor Site	RANK() OVER (HIERARCHY VNDRSITE.HVNDRSITE ORDER BY POLIS.DU DESC NULLS LAST WITHIN PARENT)
Purchase Order Line Item State Cube: POLIS	RANK_NA_ORG	Net Amount Rank Organization	RANK() OVER (HIERARCHY ORGANIZATION.HORG ORDER BY POLIS.NA DESC NULLS LAST WITHIN PARENT)
Purchase Order Line Item State Cube: POLIS	RANK_NA_ PRODUCT	Net Amount Rank Product	RANK() OVER (HIERARCHY PRODUCT.HPROD ORDER BY POLIS.NA DESC NULLS LAST WITHIN PARENT)
Purchase Order Line Item State Cube: POLIS	RANK_NA_ VENDOR	Net Amount Rank Vendor	RANK() OVER (HIERARCHY VENDOR.HVENDOR ORDER BY POLIS.NA DESC NULLS LAST WITHIN PARENT)
Purchase Order Line Item State Cube: POLIS	RANK_NA_ VNDRSITE	Net Amount Rank Vendor Site	RANK() OVER (HIERARCHY VNDRSITE.HVNDRSITE ORDER BY POLIS.NA DESC NULLS LAST WITHIN PARENT)
Purchase Order Line Item State Cube: POLIS	RANK_OQ_ORG	Order Quantity Rank Organization	RANK() OVER (HIERARCHY ORGANIZATION.HORG ORDER BY POLIS.OQ DESC NULLS LAST WITHIN PARENT)

Cube Name	Physical Name	Logical Name	Expression / Calculation
Purchase Order Line Item State Cube: POLIS	RANK_OQ_ PRODUCT	Order Quantity Rank Product	RANK() OVER (HIERARCHY PRODUCT.HPROD ORDER BY POLIS.OQ DESC NULLS LAST WITHIN PARENT)
Purchase Order Line Item State Cube: POLIS	RANK_OQ_ VENDOR	Order Quantity Rank Vendor	RANK() OVER (HIERARCHY VENDOR.HVENDOR ORDER BY POLIS.OQ DESC NULLS LAST WITHIN PARENT)
Purchase Order Line Item State Cube: POLIS	RANK_OQ_ VNDRSITE	Order Quantity Rank Vendor Site	RANK() OVER (HIERARCHY VNDRSITE.HVNDRSITE ORDER BY POLIS.OQ DESC NULLS LAST WITHIN PARENT)
Purchase Order Line Item State Cube: POLIS	RANK_OTA_ORG	Original Tax Amount Rank Organization	RANK() OVER (HIERARCHY ORGANIZATION.HORG ORDER BY POLIS.OTA DESC NULLS LAST WITHIN PARENT)
Purchase Order Line Item State Cube: POLIS	RANK_OTA_ PRODUCT	Original Tax Amount Rank Product	RANK() OVER (HIERARCHY PRODUCT.HPROD ORDER BY POLIS.OTA DESC NULLS LAST WITHIN PARENT)
Purchase Order Line Item State Cube: POLIS	RANK_OTA_ VENDOR	Original Tax Amount Rank Vendor	RANK() OVER (HIERARCHY VENDOR.HVENDOR ORDER BY POLIS.OTA DESC NULLS LAST WITHIN PARENT)
Purchase Order Line Item State Cube: POLIS	RANK_OTA_ VNDRSITE	Original Tax Amount Rank Vendor Site	RANK() OVER (HIERARCHY VNDRSITE.HVNDRSITE ORDER BY POLIS.OTA DESC NULLS LAST WITHIN PARENT)
Purchase Order Line Item State Cube: POLIS	RANK_OU_ORG	Order Units Rank Organization	RANK() OVER (HIERARCHY ORGANIZATION.HORG ORDER BY POLIS.OU DESC NULLS LAST WITHIN PARENT)
Purchase Order Line Item State Cube: POLIS	RANK_OU_ PRODUCT	Order Units Rank Product	RANK() OVER (HIERARCHY PRODUCT.HPROD ORDER BY POLIS.OU DESC NULLS LAST WITHIN PARENT)
Purchase Order Line Item State Cube: POLIS	RANK_OU_ VENDOR	Order Units Rank Vendor	RANK() OVER (HIERARCHY VENDOR.HVENDOR ORDER BY POLIS.OU DESC NULLS LAST WITHIN PARENT)
Purchase Order Line Item State Cube: POLIS	RANK_OU_ VNDRSITE	Order Units Rank Vendor Site	RANK() OVER (HIERARCHY VNDRSITE.HVNDRSITE ORDER BY POLIS.OU DESC NULLS LAST WITHIN PARENT)
Purchase Order Line Item State Cube: POLIS	RANK_PNDA_ ORG	Pending Amount Rank Organization	RANK() OVER (HIERARCHY ORGANIZATION.HORG ORDER BY POLIS.PNDA DESC NULLS LAST WITHIN PARENT)
Purchase Order Line Item State Cube: POLIS	RANK_PNDA_ PRODUCT	Pending Amount Rank Product	RANK() OVER (HIERARCHY PRODUCT.HPROD ORDER BY POLIS.PNDA DESC NULLS LAST WITHIN PARENT)
Purchase Order Line Item State Cube: POLIS	RANK_PNDA_ VENDOR	Pending Amount Rank Vendor	RANK() OVER (HIERARCHY VENDOR.HVENDOR ORDER BY POLIS.PNDA DESC NULLS LAST WITHIN PARENT)
Purchase Order Line Item State Cube: POLIS	RANK_PNDA_ VNDRSITE	Pending Amount Rank Vendor Site	RANK() OVER (HIERARCHY VNDRSITE.HVNDRSITE ORDER BY POLIS.PNDA DESC NULLS LAST WITHIN PARENT)
Purchase Order Line Item State Cube: POLIS	RANK_PNDQ_ ORG	Pending Quantity Rank Organization	RANK() OVER (HIERARCHY ORGANIZATION.HORG ORDER BY POLIS.PNDQ DESC NULLS LAST WITHIN PARENT)
Purchase Order Line Item State Cube: POLIS	RANK_PNDQ_ PRODUCT	Pending Quantity Rank Product	RANK() OVER (HIERARCHY PRODUCT.HPROD ORDER BY POLIS.PNDQ DESC NULLS LAST WITHIN PARENT)
Purchase Order Line Item State Cube: POLIS	RANK_PNDQ_ VENDOR	Pending Quantity Rank Vendor	RANK() OVER (HIERARCHY VENDOR.HVENDOR ORDER BY POLIS.PNDQ DESC NULLS LAST WITHIN PARENT)
Purchase Order Line Item State Cube: POLIS	RANK_PNDQ_ VNDRSITE	Pending Quantity Rank Vendor Site	RANK() OVER (HIERARCHY VNDRSITE.HVNDRSITE ORDER BY POLIS.PNDQ DESC NULLS LAST WITHIN PARENT)

Cube Name	Physical Name	Logical Name	Expression / Calculation
Purchase Order Line Item State Cube: POLIS	RANK_PNDU_ ORG	Pending Units Rank Organization	RANK() OVER (HIERARCHY ORGANIZATION.HORG ORDER BY POLIS.PNDU DESC NULLS LAST WITHIN PARENT)
Purchase Order Line Item State Cube: POLIS	RANK_PNDU_ PRODUCT	Pending Units Rank Product	RANK() OVER (HIERARCHY PRODUCT.HPROD ORDER BY POLIS.PNDU DESC NULLS LAST WITHIN PARENT)
Purchase Order Line Item State Cube: POLIS	RANK_PNDU_ VENDOR	Pending Units Rank Vendor	RANK() OVER (HIERARCHY VENDOR.HVENDOR ORDER BY POLIS.PNDU DESC NULLS LAST WITHIN PARENT)
Purchase Order Line Item State Cube: POLIS	RANK_PNDU_ VNDRSITE	Pending Units Rank Vendor Site	RANK() OVER (HIERARCHY VNDRSITE.HVNDRSITE ORDER BY POLIS.PNDU DESC NULLS LAST WITHIN PARENT)
Purchase Order Line Item State Cube: POLIS	RANK_POA_ORG	Purchase Order Amount Rank Organization	RANK() OVER (HIERARCHY ORGANIZATION.HORG ORDER BY POLIS.POA DESC NULLS LAST WITHIN PARENT)
Purchase Order Line Item State Cube: POLIS	RANK_POA_ PRODUCT	Purchase Order Amount Rank Product	RANK() OVER (HIERARCHY PRODUCT.HPROD ORDER BY POLIS.POA DESC NULLS LAST WITHIN PARENT)
Purchase Order Line Item State Cube: POLIS	RANK_POA_ VENDOR	Purchase Order Amount Rank Vendor	RANK() OVER (HIERARCHY VENDOR.HVENDOR ORDER BY POLIS.POA DESC NULLS LAST WITHIN PARENT)
Purchase Order Line Item State Cube: POLIS	RANK_POA_ VNDRSITE	Purchase Order Amount Rank Vendor Site	RANK() OVER (HIERARCHY VNDRSITE.HVNDRSITE ORDER BY POLIS.POA DESC NULLS LAST WITHIN PARENT)
Purchase Order Line Item State Cube: POLIS	RANK_POCA_ ORG	Purchase Order Cost Amount Rank Organization	RANK() OVER (HIERARCHY ORGANIZATION.HORG ORDER BY POLIS.POCA DESC NULLS LAST WITHIN PARENT)
Purchase Order Line Item State Cube: POLIS	RANK_POCA_ PRODUCT	Purchase Order Cost Amount Rank Product	RANK() OVER (HIERARCHY PRODUCT.HPROD ORDER BY POLIS.POCA DESC NULLS LAST WITHIN PARENT)
Purchase Order Line Item State Cube: POLIS	RANK_POCA_ VENDOR	Purchase Order Cost Amount Rank Vendor	RANK() OVER (HIERARCHY VENDOR.HVENDOR ORDER BY POLIS.POCA DESC NULLS LAST WITHIN PARENT)
Purchase Order Line Item State Cube: POLIS	RANK_POCA_ VNDRSITE	Purchase Order Cost Amount Rank Vendor Site	RANK() OVER (HIERARCHY VNDRSITE.HVNDRSITE ORDER BY POLIS.POCA DESC NULLS LAST WITHIN PARENT)
Purchase Order Line Item State Cube: POLIS	RANK_PPA_ORG	Pickup Amount Rank Organization	RANK() OVER (HIERARCHY ORGANIZATION.HORG ORDER BY POLIS.PPA DESC NULLS LAST WITHIN PARENT)
Purchase Order Line Item State Cube: POLIS	RANK_PPA_ PRODUCT	Pickup Amount Rank Product	RANK() OVER (HIERARCHY PRODUCT.HPROD ORDER BY POLIS.PPA DESC NULLS LAST WITHIN PARENT)
Purchase Order Line Item State Cube: POLIS	RANK_PPA_ VENDOR	Pickup Amount Rank Vendor	RANK() OVER (HIERARCHY VENDOR.HVENDOR ORDER BY POLIS.PPA DESC NULLS LAST WITHIN PARENT)
Purchase Order Line Item State Cube: POLIS	RANK_PPA_ VNDRSITE	Pickup Amount Rank Vendor Site	RANK() OVER (HIERARCHY VNDRSITE.HVNDRSITE ORDER BY POLIS.PPA DESC NULLS LAST WITHIN PARENT)
Purchase Order Line Item State Cube: POLIS	RANK_PPQ_ORG	Pickup Quantity Rank Organization	RANK() OVER (HIERARCHY ORGANIZATION.HORG ORDER BY POLIS.PPQ DESC NULLS LAST WITHIN PARENT)
Purchase Order Line Item State Cube: POLIS	RANK_PPQ_ PRODUCT	Pickup Quantity Rank Product	RANK() OVER (HIERARCHY PRODUCT.HPROD ORDER BY POLIS.PPQ DESC NULLS LAST WITHIN PARENT)
Purchase Order Line Item State Cube: POLIS	RANK_PPQ_ VENDOR	Pickup Quantity Rank Vendor	RANK() OVER (HIERARCHY VENDOR.HVENDOR ORDER BY POLIS.PPQ DESC NULLS LAST WITHIN PARENT)

Cube Name	Physical Name	Logical Name	Expression / Calculation
Purchase Order Line Item State Cube: POLIS	RANK_PPQ_ VNDRSITE	Pickup Quantity Rank Vendor Site	RANK() OVER (HIERARCHY VNDRSITE.HVNDRSITE ORDER BY POLIS.PPQ DESC NULLS LAST WITHIN PARENT)
Purchase Order Line Item State Cube: POLIS	RANK_PPU_ORG	Pickup Units Rank Organization	RANK() OVER (HIERARCHY ORGANIZATION.HORG ORDER BY POLIS.PPU DESC NULLS LAST WITHIN PARENT)
Purchase Order Line Item State Cube: POLIS	RANK_PPU_ PRODUCT	Pickup Units Rank Product	RANK() OVER (HIERARCHY PRODUCT.HPROD ORDER BY POLIS.PPU DESC NULLS LAST WITHIN PARENT)
Purchase Order Line Item State Cube: POLIS	RANK_PPU_ VENDOR	Pickup Units Rank Vendor	RANK() OVER (HIERARCHY VENDOR.HVENDOR ORDER BY POLIS.PPU DESC NULLS LAST WITHIN PARENT)
Purchase Order Line Item State Cube: POLIS	RANK_PPU_ VNDRSITE	Pickup Units Rank Vendor Site	RANK() OVER (HIERARCHY VNDRSITE.HVNDRSITE ORDER BY POLIS.PPU DESC NULLS LAST WITHIN PARENT)
Purchase Order Line Item State Cube: POLIS	RANK_PQ_ORG	Pick Quantity Rank Organization	RANK() OVER (HIERARCHY ORGANIZATION.HORG ORDER BY POLIS.PQ DESC NULLS LAST WITHIN PARENT)
Purchase Order Line Item State Cube: POLIS	RANK_PQ_ PRODUCT	Pick Quantity Rank Product	RANK() OVER (HIERARCHY PRODUCT.HPROD ORDER BY POLIS.PQ DESC NULLS LAST WITHIN PARENT)
Purchase Order Line Item State Cube: POLIS	RANK_PQ_ VENDOR	Pick Quantity Rank Vendor	RANK() OVER (HIERARCHY VENDOR.HVENDOR ORDER BY POLIS.PQ DESC NULLS LAST WITHIN PARENT)
Purchase Order Line Item State Cube: POLIS	RANK_PQ_ VNDRSITE	Pick Quantity Rank Vendor Site	RANK() OVER (HIERARCHY VNDRSITE.HVNDRSITE ORDER BY POLIS.PQ DESC NULLS LAST WITHIN PARENT)
Purchase Order Line Item State Cube: POLIS	RANK_PU_ORG	Pick Units Rank Organization	RANK() OVER (HIERARCHY ORGANIZATION.HORG ORDER BY POLIS.PU DESC NULLS LAST WITHIN PARENT)
Purchase Order Line Item State Cube: POLIS	RANK_PU_ PRODUCT	Pick Units Rank Product	RANK() OVER (HIERARCHY PRODUCT.HPROD ORDER BY POLIS.PU DESC NULLS LAST WITHIN PARENT)
Purchase Order Line Item State Cube: POLIS	RANK_PU_ VENDOR	Pick Units Rank Vendor	RANK() OVER (HIERARCHY VENDOR.HVENDOR ORDER BY POLIS.PU DESC NULLS LAST WITHIN PARENT)
Purchase Order Line Item State Cube: POLIS	RANK_PU_ VNDRSITE	Pick Units Rank Vendor Site	RANK() OVER (HIERARCHY VNDRSITE.HVNDRSITE ORDER BY POLIS.PU DESC NULLS LAST WITHIN PARENT)
Purchase Order Line Item State Cube: POLIS	RANK_RDA_ORG	Return Discount Amount Rank Organization	RANK() OVER (HIERARCHY ORGANIZATION.HORG ORDER BY POLIS.RDA DESC NULLS LAST WITHIN PARENT)
Purchase Order Line Item State Cube: POLIS	RANK_RDA_ PRODUCT	Return Discount Amount Rank Product	RANK() OVER (HIERARCHY PRODUCT.HPROD ORDER BY POLIS.RDA DESC NULLS LAST WITHIN PARENT)
Purchase Order Line Item State Cube: POLIS	RANK_RDA_ VENDOR	Return Discount Amount Rank Vendor	RANK() OVER (HIERARCHY VENDOR.HVENDOR ORDER BY POLIS.RDA DESC NULLS LAST WITHIN PARENT)
Purchase Order Line Item State Cube: POLIS	RANK_RDA_ VNDRSITE	Return Discount Amount Rank Vendor Site	RANK() OVER (HIERARCHY VNDRSITE.HVNDRSITE ORDER BY POLIS.RDA DESC NULLS LAST WITHIN PARENT)
Purchase Order Line Item State Cube: POLIS	RANK_RDCA_ ORG	Rush Delivery Charge Amount Rank Organization	RANK() OVER (HIERARCHY ORGANIZATION.HORG ORDER BY POLIS.RDCA DESC NULLS LAST WITHIN PARENT)
Purchase Order Line Item State Cube: POLIS	RANK_RDCA_ PRODUCT	Rush Delivery Charge Amount Rank Product	RANK() OVER (HIERARCHY PRODUCT.HPROD ORDER BY POLIS.RDCA DESC NULLS LAST WITHIN PARENT)

Cube Name	Physical Name	Logical Name	Expression / Calculation
Purchase Order Line Item State Cube: POLIS	RANK_RDCA_ VENDOR	Rush Delivery Charge Amount Rank Vendor	RANK() OVER (HIERARCHY VENDOR.HVENDOR ORDER BY POLIS.RDCA DESC NULLS LAST WITHIN PARENT)
Purchase Order Line Item State Cube: POLIS	RANK_RDCA_ VNDRSITE	Rush Delivery Charge Amount Rank Vendor Site	RANK() OVER (HIERARCHY VNDRSITE.HVNDRSITE ORDER BY POLIS.RDCA DESC NULLS LAST WITHIN PARENT)
Purchase Order Line Item State Cube: POLIS	RANK_RNDCA_ ORG	Return Delivery Charge Amount Rank Organization	RANK() OVER (HIERARCHY ORGANIZATION.HORG ORDER BY POLIS.RNDCA DESC NULLS LAST WITHIN PARENT)
Purchase Order Line Item State Cube: POLIS	RANK_RNDCA_ PRODUCT	Return Delivery Charge Amount Rank Product	RANK() OVER (HIERARCHY PRODUCT.HPROD ORDER BY POLIS.RNDCA DESC NULLS LAST WITHIN PARENT)
Purchase Order Line Item State Cube: POLIS	RANK_RNDCA_ VENDOR	Return Delivery Charge Amount Rank Vendor	RANK() OVER (HIERARCHY VENDOR.HVENDOR ORDER BY POLIS.RNDCA DESC NULLS LAST WITHIN PARENT)
Purchase Order Line Item State Cube: POLIS	RANK_RNDCA_ VNDRSITE	Return Delivery Charge Amount Rank Vendor Site	RANK() OVER (HIERARCHY VNDRSITE.HVNDRSITE ORDER BY POLIS.RNDCA DESC NULLS LAST WITHIN PARENT)
Purchase Order Line Item State Cube: POLIS	RANK_RPOA_ORG	Return Purchase Order Amount Rank Organization	RANK() OVER (HIERARCHY ORGANIZATION.HORG ORDER BY POLIS.RPOA DESC NULLS LAST WITHIN PARENT)
Purchase Order Line Item State Cube: POLIS	RANK_RPOA_ PRODUCT	Return Purchase Order Amount Rank Product	RANK() OVER (HIERARCHY PRODUCT.HPROD ORDER BY POLIS.RPOA DESC NULLS LAST WITHIN PARENT)
Purchase Order Line Item State Cube: POLIS	RANK_RPOA_ VENDOR	Return Purchase Order Amount Rank Vendor	RANK() OVER (HIERARCHY VENDOR.HVENDOR ORDER BY POLIS.RPOA DESC NULLS LAST WITHIN PARENT)
Purchase Order Line Item State Cube: POLIS	RANK_RPOA_ VNDRSITE	Return Purchase Order Amount Rank Vendor Site	RANK() OVER (HIERARCHY VNDRSITE.HVNDRSITE ORDER BY POLIS.RPOA DESC NULLS LAST WITHIN PARENT)
Purchase Order Line Item State Cube: POLIS	RANK_RQ_ORG	Return Quantity Rank Organization	RANK() OVER (HIERARCHY ORGANIZATION.HORG ORDER BY POLIS.RQ DESC NULLS LAST WITHIN PARENT)
Purchase Order Line Item State Cube: POLIS	RANK_RQ_ PRODUCT	Return Quantity Rank Product	RANK() OVER (HIERARCHY PRODUCT.HPROD ORDER BY POLIS.RQ DESC NULLS LAST WITHIN PARENT)
Purchase Order Line Item State Cube: POLIS	RANK_RQ_ VENDOR	Return Quantity Rank Vendor	RANK() OVER (HIERARCHY VENDOR.HVENDOR ORDER BY POLIS.RQ DESC NULLS LAST WITHIN PARENT)
Purchase Order Line Item State Cube: POLIS	RANK_RQ_ VNDRSITE	Return Quantity Rank Vendor Site	RANK() OVER (HIERARCHY VNDRSITE.HVNDRSITE ORDER BY POLIS.RQ DESC NULLS LAST WITHIN PARENT)
Purchase Order Line Item State Cube: POLIS	RANK_RRDCA_ ORG	Return Rush Delivery Charge Amount Rank Organization	RANK() OVER (HIERARCHY ORGANIZATION.HORG ORDER BY POLIS.RRDCA DESC NULLS LAST WITHIN PARENT)
Purchase Order Line Item State Cube: POLIS	RANK_RRDCA_ PRODUCT	Return Rush Delivery Charge Amount Rank Product	RANK() OVER (HIERARCHY PRODUCT.HPROD ORDER BY POLIS.RRDCA DESC NULLS LAST WITHIN PARENT)
Purchase Order Line Item State Cube: POLIS	RANK_RRDCA_ VENDOR	Return Rush Delivery Charge Amount Rank Vendor	RANK() OVER (HIERARCHY VENDOR.HVENDOR ORDER BY POLIS.RRDCA DESC NULLS LAST WITHIN PARENT)
Purchase Order Line Item State Cube: POLIS	RANK_RRDCA_ VNDRSITE	Return Rush Delivery Charge Amount Rank Vendor Site	RANK() OVER (HIERARCHY VNDRSITE.HVNDRSITE ORDER BY POLIS.RRDCA DESC NULLS LAST WITHIN PARENT)

Cube Name	Physical Name	Logical Name	Expression / Calculation
Purchase Order Line Item State Cube: POLIS	RANK_RSCA_ORG	Return Service Charge Amount Rank Organization	RANK() OVER (HIERARCHY ORGANIZATION.HORG ORDER BY POLIS.RSCA DESC NULLS LAST WITHIN PARENT)
Purchase Order Line Item State Cube: POLIS	RANK_RSCA_ PRODUCT	Return Service Charge Amount Rank Product	RANK() OVER (HIERARCHY PRODUCT.HPROD ORDER BY POLIS.RSCA DESC NULLS LAST WITHIN PARENT)
Purchase Order Line Item State Cube: POLIS	RANK_RSCA_ VENDOR	Return Service Charge Amount Rank Vendor	RANK() OVER (HIERARCHY VENDOR.HVENDOR ORDER BY POLIS.RSCA DESC NULLS LAST WITHIN PARENT)
Purchase Order Line Item State Cube: POLIS	RANK_RSCA_ VNDRSITE	Return Service Charge Amount Rank Vendor Site	RANK() OVER (HIERARCHY VNDRSITE.HVNDRSITE ORDER BY POLIS.RSCA DESC NULLS LAST WITHIN PARENT)
Purchase Order Line Item State Cube: POLIS	RANK_RTА_ORG	Return Tax Amount Rank Organization	RANK() OVER (HIERARCHY ORGANIZATION.HORG ORDER BY POLIS.RTA DESC NULLS LAST WITHIN PARENT)
Purchase Order Line Item State Cube: POLIS	RANK_RTА_ PRODUCT	Return Tax Amount Rank Product	RANK() OVER (HIERARCHY PRODUCT.HPROD ORDER BY POLIS.RTA DESC NULLS LAST WITHIN PARENT)
Purchase Order Line Item State Cube: POLIS	RANK_RTА_ VENDOR	Return Tax Amount Rank Vendor	RANK() OVER (HIERARCHY VENDOR.HVENDOR ORDER BY POLIS.RTA DESC NULLS LAST WITHIN PARENT)
Purchase Order Line Item State Cube: POLIS	RANK_RTА_ VNDRSITE	Return Tax Amount Rank Vendor Site	RANK() OVER (HIERARCHY VNDRSITE.HVNDRSITE ORDER BY POLIS.RTA DESC NULLS LAST WITHIN PARENT)
Purchase Order Line Item State Cube: POLIS	RANK_RU_ORG	Return Units Rank Organization	RANK() OVER (HIERARCHY ORGANIZATION.HORG ORDER BY POLIS.RU DESC NULLS LAST WITHIN PARENT)
Purchase Order Line Item State Cube: POLIS	RANK_RU_ PRODUCT	Return Units Rank Product	RANK() OVER (HIERARCHY PRODUCT.HPROD ORDER BY POLIS.RU DESC NULLS LAST WITHIN PARENT)
Purchase Order Line Item State Cube: POLIS	RANK_RU_ VENDOR	Return Units Rank Vendor	RANK() OVER (HIERARCHY VENDOR.HVENDOR ORDER BY POLIS.RU DESC NULLS LAST WITHIN PARENT)
Purchase Order Line Item State Cube: POLIS	RANK_RU_ VNDRSITE	Return Units Rank Vendor Site	RANK() OVER (HIERARCHY VNDRSITE.HVNDRSITE ORDER BY POLIS.RU DESC NULLS LAST WITHIN PARENT)
Purchase Order Line Item State Cube: POLIS	RANK_SA_ORG	Shipped Amount Rank Organization	RANK() OVER (HIERARCHY ORGANIZATION.HORG ORDER BY POLIS.SA DESC NULLS LAST WITHIN PARENT)
Purchase Order Line Item State Cube: POLIS	RANK_SA_ PRODUCT	Shipped Amount Rank Product	RANK() OVER (HIERARCHY PRODUCT.HPROD ORDER BY POLIS.SA DESC NULLS LAST WITHIN PARENT)
Purchase Order Line Item State Cube: POLIS	RANK_SA_ VENDOR	Shipped Amount Rank Vendor	RANK() OVER (HIERARCHY VENDOR.HVENDOR ORDER BY POLIS.SA DESC NULLS LAST WITHIN PARENT)
Purchase Order Line Item State Cube: POLIS	RANK_SA_ VNDRSITE	Shipped Amount Rank Vendor Site	RANK() OVER (HIERARCHY VNDRSITE.HVNDRSITE ORDER BY POLIS.SA DESC NULLS LAST WITHIN PARENT)
Purchase Order Line Item State Cube: POLIS	RANK_SCA_ORG	Service Charge Amount Rank Organization	RANK() OVER (HIERARCHY ORGANIZATION.HORG ORDER BY POLIS.SCA DESC NULLS LAST WITHIN PARENT)
Purchase Order Line Item State Cube: POLIS	RANK_SCA_ PRODUCT	Service Charge Amount Rank Product	RANK() OVER (HIERARCHY PRODUCT.HPROD ORDER BY POLIS.SCA DESC NULLS LAST WITHIN PARENT)
Purchase Order Line Item State Cube: POLIS	RANK_SCA_ VENDOR	Service Charge Amount Rank Vendor	RANK() OVER (HIERARCHY VENDOR.HVENDOR ORDER BY POLIS.SCA DESC NULLS LAST WITHIN PARENT)

Cube Name	Physical Name	Logical Name	Expression / Calculation
Purchase Order Line Item State Cube: POLIS	RANK_SCA_ VNDRSITE	Service Charge Amount Rank Vendor Site	RANK() OVER (HIERARCHY VNDRSITE.HVNDRSITE ORDER BY POLIS.SCA DESC NULLS LAST WITHIN PARENT)
Purchase Order Line Item State Cube: POLIS	RANK_SQ_ORG	Shipped Quantity Rank Organization	RANK() OVER (HIERARCHY ORGANIZATION.HORG ORDER BY POLIS.SQ DESC NULLS LAST WITHIN PARENT)
Purchase Order Line Item State Cube: POLIS	RANK_SQ_ PRODUCT	Shipped Quantity Rank Product	RANK() OVER (HIERARCHY PRODUCT.HPROD ORDER BY POLIS.SQ DESC NULLS LAST WITHIN PARENT)
Purchase Order Line Item State Cube: POLIS	RANK_SQ_ VENDOR	Shipped Quantity Rank Vendor	RANK() OVER (HIERARCHY VENDOR.HVENDOR ORDER BY POLIS.SQ DESC NULLS LAST WITHIN PARENT)
Purchase Order Line Item State Cube: POLIS	RANK_SQ_ VNDRSITE	Shipped Quantity Rank Vendor Site	RANK() OVER (HIERARCHY VNDRSITE.HVNDRSITE ORDER BY POLIS.SQ DESC NULLS LAST WITHIN PARENT)
Purchase Order Line Item State Cube: POLIS	RANK_SU_ORG	Shipped Units Rank Organization	RANK() OVER (HIERARCHY ORGANIZATION.HORG ORDER BY POLIS.SU DESC NULLS LAST WITHIN PARENT)
Purchase Order Line Item State Cube: POLIS	RANK_SU_ PRODUCT	Shipped Units Rank Product	RANK() OVER (HIERARCHY PRODUCT.HPROD ORDER BY POLIS.SU DESC NULLS LAST WITHIN PARENT)
Purchase Order Line Item State Cube: POLIS	RANK_SU_ VENDOR	Shipped Units Rank Vendor	RANK() OVER (HIERARCHY VENDOR.HVENDOR ORDER BY POLIS.SU DESC NULLS LAST WITHIN PARENT)
Purchase Order Line Item State Cube: POLIS	RANK_SU_ VNDRSITE	Shipped Units Rank Vendor Site	RANK() OVER (HIERARCHY VNDRSITE.HVNDRSITE ORDER BY POLIS.SU DESC NULLS LAST WITHIN PARENT)
Purchase Order Line Item State Cube: POLIS	RANK_TA_ORG	Tax Amount Rank Organization	RANK() OVER (HIERARCHY ORGANIZATION.HORG ORDER BY POLIS.TA DESC NULLS LAST WITHIN PARENT)
Purchase Order Line Item State Cube: POLIS	RANK_TA_ PRODUCT	Tax Amount Rank Product	RANK() OVER (HIERARCHY PRODUCT.HPROD ORDER BY POLIS.TA DESC NULLS LAST WITHIN PARENT)
Purchase Order Line Item State Cube: POLIS	RANK_TA_ VENDOR	Tax Amount Rank Vendor	RANK() OVER (HIERARCHY VENDOR.HVENDOR ORDER BY POLIS.TA DESC NULLS LAST WITHIN PARENT)
Purchase Order Line Item State Cube: POLIS	RANK_TA_ VNDRSITE	Tax Amount Rank Vendor Site	RANK() OVER (HIERARCHY VNDRSITE.HVNDRSITE ORDER BY POLIS.TA DESC NULLS LAST WITHIN PARENT)
Purchase Order Line Item State Cube: POLIS	RDA_LP	Return Discount Amount Last Period	LAG(POLIS.RDA, 1) OVER HIERARCHY ("TIME".HTBSNS)
Purchase Order Line Item State Cube: POLIS	RDA_LP_CHG	Return Discount Amount Last Period Change	LAG_VARIANCE(POLIS.RDA, 1) OVER HIERARCHY ("TIME".HTBSNS)
Purchase Order Line Item State Cube: POLIS	RDA_LP_PCT_ CHG	Return Discount Amount Last Period % Change	LAG_VARIANCE_PERCENT(POLIS.RDA, 1) OVER HIERARCHY ("TIME".HTBSNS)
Purchase Order Line Item State Cube: POLIS	RDA_LY	Return Discount Amount Last Year	LAG(POLIS.RDA, 1) OVER HIERARCHY ("TIME".HTBSNS BY ANCESTOR AT LEVEL "TIME".HTBSNS.BSNS_YR POSITION FROM BEGINNING)
Purchase Order Line Item State Cube: POLIS	RDA_LY_CHG	Return Discount Amount Last Year Change	LAG_VARIANCE(POLIS.RDA, 1) OVER HIERARCHY ("TIME".HTBSNS BY ANCESTOR AT LEVEL "TIME".HTBSNS.BSNS_YR POSITION FROM BEGINNING)

Cube Name	Physical Name	Logical Name	Expression / Calculation
Purchase Order Line Item State Cube: POLIS	RDA_LY_PCT_CHG	Return Discount Amount Last Year % Change	LAG_VARIANCE_PERCENT(POLIS.RDA, 1) OVER HIERARCHY ("TIME".HTBSNS BY ANCESTOR AT LEVEL "TIME".HTBSNS.BSNS_YR POSITION FROM BEGINNING)
Purchase Order Line Item State Cube: POLIS	RDA_YTD	Return Discount Amount YTD	SUM(POLIS.RDA) OVER HIERARCHY ("TIME".HTBSNS BETWEEN UNBOUNDED PRECEDING AND CURRENT MEMBER WITHIN ANCESTOR AT LEVEL "TIME".BSNS_YR)
Purchase Order Line Item State Cube: POLIS	RDA_YTD_LY	Return Discount Amount YTD Last Year	LAG(POLIS.RDA_YTD, 1) OVER HIERARCHY ("TIME".HTBSNS BY ANCESTOR AT LEVEL "TIME".HTBSNS.BSNS_YR POSITION FROM BEGINNING)
Purchase Order Line Item State Cube: POLIS	RDA_YTD_LY_CHG	Return Discount Amount YTD Last Year Change	LAG(POLIS.RDA_YTD, 1) OVER HIERARCHY ("TIME".HTBSNS BY ANCESTOR AT LEVEL "TIME".HTBSNS.BSNS_YR POSITION FROM BEGINNING)
Purchase Order Line Item State Cube: POLIS	RDA_YTD_LY_PCT_CHG	Return Discount Amount YTD Last Year % Change	LAG_VARIANCE_PERCENT(POLIS.RDA_YTD, 1) OVER HIERARCHY ("TIME".HTBSNS BY ANCESTOR AT LEVEL "TIME".HTBSNS.BSNS_YR POSITION FROM BEGINNING)
Purchase Order Line Item State Cube: POLIS	RDCA_LP	Rush Delivery Charge Amount Last Period	LAG(POLIS.RDCA, 1) OVER HIERARCHY ("TIME".HTBSNS)
Purchase Order Line Item State Cube: POLIS	RDCA_LP_CHG	Rush Delivery Charge Amount Last Period Change	LAG_VARIANCE(POLIS.RDCA, 1) OVER HIERARCHY ("TIME".HTBSNS)
Purchase Order Line Item State Cube: POLIS	RDCA_LP_PCT_CHG	Rush Delivery Charge Amount Last Period % Change	LAG_VARIANCE_PERCENT(POLIS.RDCA, 1) OVER HIERARCHY ("TIME".HTBSNS)
Purchase Order Line Item State Cube: POLIS	RDCA_LY	Rush Delivery Charge Amount Last Year	LAG(POLIS.RDCA, 1) OVER HIERARCHY ("TIME".HTBSNS BY ANCESTOR AT LEVEL "TIME".HTBSNS.BSNS_YR POSITION FROM BEGINNING)
Purchase Order Line Item State Cube: POLIS	RDCA_LY_CHG	Rush Delivery Charge Amount Last Year Change	LAG_VARIANCE(POLIS.RDCA, 1) OVER HIERARCHY ("TIME".HTBSNS BY ANCESTOR AT LEVEL "TIME".HTBSNS.BSNS_YR POSITION FROM BEGINNING)
Purchase Order Line Item State Cube: POLIS	RDCA_LY_PCT_CHG	Rush Delivery Charge Amount Last Year % Change	LAG_VARIANCE_PERCENT(POLIS.RDCA, 1) OVER HIERARCHY ("TIME".HTBSNS BY ANCESTOR AT LEVEL "TIME".HTBSNS.BSNS_YR POSITION FROM BEGINNING)
Purchase Order Line Item State Cube: POLIS	RDCA_YTD	Rush Delivery Charge Amount YTD	SUM(POLIS.RDCA) OVER HIERARCHY ("TIME".HTBSNS BETWEEN UNBOUNDED PRECEDING AND CURRENT MEMBER WITHIN ANCESTOR AT LEVEL "TIME".BSNS_YR)
Purchase Order Line Item State Cube: POLIS	RDCA_YTD_LY	Rush Delivery Charge Amount YTD Last Year	LAG(POLIS.RDCA_YTD, 1) OVER HIERARCHY ("TIME".HTBSNS BY ANCESTOR AT LEVEL "TIME".HTBSNS.BSNS_YR POSITION FROM BEGINNING)
Purchase Order Line Item State Cube: POLIS	RDCA_YTD_LY_CHG	Rush Delivery Charge Amount YTD Last Year Change	LAG(POLIS.RDCA_YTD, 1) OVER HIERARCHY ("TIME".HTBSNS BY ANCESTOR AT LEVEL "TIME".HTBSNS.BSNS_YR POSITION FROM BEGINNING)
Purchase Order Line Item State Cube: POLIS	RDCA_YTD_LY_PCT_CHG	Rush Delivery Charge Amount YTD Last Year % Change	LAG_VARIANCE_PERCENT(POLIS.RDCA_YTD, 1) OVER HIERARCHY ("TIME".HTBSNS BY ANCESTOR AT LEVEL "TIME".HTBSNS.BSNS_YR POSITION FROM BEGINNING)
Purchase Order Line Item State Cube: POLIS	RNDCA_LP	Return Delivery Charge Amount Last Period	LAG(POLIS.RNDCA, 1) OVER HIERARCHY ("TIME".HTBSNS)

Cube Name	Physical Name	Logical Name	Expression / Calculation
Purchase Order Line Item State Cube: POLIS	RNDCA_LP_CHG	Return Delivery Charge Amount Last Period Change	LAG_VARIANCE(POLIS.RNDCA, 1) OVER HIERARCHY ("TIME".HTBSNS)
Purchase Order Line Item State Cube: POLIS	RNDCA_LP_PCT_ CHG	Return Delivery Charge Amount Last Period % Change	LAG_VARIANCE_PERCENT(POLIS.RNDCA, 1) OVER HIERARCHY ("TIME".HTBSNS)
Purchase Order Line Item State Cube: POLIS	RNDCA_LY	Return Delivery Charge Amount Last Year	LAG(POLIS.RNDCA, 1) OVER HIERARCHY ("TIME".HTBSNS BY ANCESTOR AT LEVEL "TIME".HTBSNS.BSNS_YR POSITION FROM BEGINNING)
Purchase Order Line Item State Cube: POLIS	RNDCA_LY_CHG	Return Delivery Charge Amount Last Year Change	LAG_VARIANCE(POLIS.RNDCA, 1) OVER HIERARCHY ("TIME".HTBSNS BY ANCESTOR AT LEVEL "TIME".HTBSNS.BSNS_YR POSITION FROM BEGINNING)
Purchase Order Line Item State Cube: POLIS	RNDCA_LY_PCT_ CHG	Return Delivery Charge Amount Last Year % Change	LAG_VARIANCE_PERCENT(POLIS.RNDCA, 1) OVER HIERARCHY ("TIME".HTBSNS BY ANCESTOR AT LEVEL "TIME".HTBSNS.BSNS_YR POSITION FROM BEGINNING)
Purchase Order Line Item State Cube: POLIS	RNDCA_YTD	Return Delivery Charge Amount YTD	SUM(POLIS.RNDCA) OVER HIERARCHY ("TIME".HTBSNS BETWEEN UNBOUNDED PRECEDING AND CURRENT MEMBER WITHIN ANCESTOR AT LEVEL "TIME".BSNS_YR)
Purchase Order Line Item State Cube: POLIS	RNDCA_YTD_LY	Return Delivery Charge Amount YTD Last Year	LAG(POLIS.RNDCA_YTD, 1) OVER HIERARCHY ("TIME".HTBSNS BY ANCESTOR AT LEVEL "TIME".HTBSNS.BSNS_YR POSITION FROM BEGINNING)
Purchase Order Line Item State Cube: POLIS	RNDCA_YTD_LY_ CHG	Return Delivery Charge Amount YTD Last Year Change	LAG(POLIS.RNDCA_YTD, 1) OVER HIERARCHY ("TIME".HTBSNS BY ANCESTOR AT LEVEL "TIME".HTBSNS.BSNS_YR POSITION FROM BEGINNING)
Purchase Order Line Item State Cube: POLIS	RNDCA_YTD_LY_ PCT_CHG	Return Delivery Charge Amount YTD Last Year % Change	LAG_VARIANCE_PERCENT(POLIS.RNDCA_YTD, 1) OVER HIERARCHY ("TIME".HTBSNS BY ANCESTOR AT LEVEL "TIME".HTBSNS.BSNS_YR POSITION FROM BEGINNING)
Purchase Order Line Item State Cube: POLIS	RPOA_LP	Return Purchase Order Amount Last Period	LAG(POLIS.RPOA, 1) OVER HIERARCHY ("TIME".HTBSNS)
Purchase Order Line Item State Cube: POLIS	RPOA_LP_CHG	Return Purchase Order Amount Last Period Change	LAG_VARIANCE(POLIS.RPOA, 1) OVER HIERARCHY ("TIME".HTBSNS)
Purchase Order Line Item State Cube: POLIS	RPOA_LP_PCT_ CHG	Return Purchase Order Amount Last Period % Change	LAG_VARIANCE_PERCENT(POLIS.RPOA, 1) OVER HIERARCHY ("TIME".HTBSNS)
Purchase Order Line Item State Cube: POLIS	RPOA_LY	Return Purchase Order Amount Last Year	LAG(POLIS.RPOA, 1) OVER HIERARCHY ("TIME".HTBSNS BY ANCESTOR AT LEVEL "TIME".HTBSNS.BSNS_YR POSITION FROM BEGINNING)
Purchase Order Line Item State Cube: POLIS	RPOA_LY_CHG	Return Purchase Order Amount Last Year Change	LAG_VARIANCE(POLIS.RPOA, 1) OVER HIERARCHY ("TIME".HTBSNS BY ANCESTOR AT LEVEL "TIME".HTBSNS.BSNS_YR POSITION FROM BEGINNING)
Purchase Order Line Item State Cube: POLIS	RPOA_LY_PCT_ CHG	Return Purchase Order Amount Last Year % Change	LAG_VARIANCE_PERCENT(POLIS.RPOA, 1) OVER HIERARCHY ("TIME".HTBSNS BY ANCESTOR AT LEVEL "TIME".HTBSNS.BSNS_YR POSITION FROM BEGINNING)
Purchase Order Line Item State Cube: POLIS	RPOA_YTD	Return Purchase Order Amount YTD	SUM(POLIS.RPOA) OVER HIERARCHY ("TIME".HTBSNS BETWEEN UNBOUNDED PRECEDING AND CURRENT MEMBER WITHIN ANCESTOR AT LEVEL "TIME".BSNS_YR)

Cube Name	Physical Name	Logical Name	Expression / Calculation
Purchase Order Line Item State Cube: POLIS	RPOA_YTD_LY	Return Purchase Order Amount YTD Last Year	LAG(POLIS.RPOA_YTD, 1) OVER HIERARCHY ("TIME".HTBSNS BY ANCESTOR AT LEVEL "TIME".HTBSNS.BSNS_YR POSITION FROM BEGINNING)
Purchase Order Line Item State Cube: POLIS	RPOA_YTD_LY_ CHG	Return Purchase Order Amount YTD Last Year Change	LAG(POLIS.RPOA_YTD, 1) OVER HIERARCHY ("TIME".HTBSNS BY ANCESTOR AT LEVEL "TIME".HTBSNS.BSNS_YR POSITION FROM BEGINNING)
Purchase Order Line Item State Cube: POLIS	RPOA_YTD_LY_ PCT_CHG	Return Purchase Order Amount YTD Last Year % Change	LAG_VARIANCE_PERCENT(POLIS.RPOA_YTD, 1) OVER HIERARCHY ("TIME".HTBSNS BY ANCESTOR AT LEVEL "TIME".HTBSNS.BSNS_YR POSITION FROM BEGINNING)
Purchase Order Line Item State Cube: POLIS	RQ_LP	Return Quantity Last Period	LAG(POLIS.RQ, 1) OVER HIERARCHY ("TIME".HTBSNS)
Purchase Order Line Item State Cube: POLIS	RQ_LP_CHG	Return Quantity Last Period Change	LAG_VARIANCE(POLIS.RQ, 1) OVER HIERARCHY ("TIME".HTBSNS)
Purchase Order Line Item State Cube: POLIS	RQ_LP_PCT_CHG	Return Quantity Last Period % Change	LAG_VARIANCE_PERCENT(POLIS.RQ, 1) OVER HIERARCHY ("TIME".HTBSNS)
Purchase Order Line Item State Cube: POLIS	RQ_LY	Return Quantity Last Year	LAG(POLIS.RQ, 1) OVER HIERARCHY ("TIME".HTBSNS BY ANCESTOR AT LEVEL "TIME".HTBSNS.BSNS_YR POSITION FROM BEGINNING)
Purchase Order Line Item State Cube: POLIS	RQ_LY_CHG	Return Quantity Last Year Change	LAG_VARIANCE(POLIS.RQ, 1) OVER HIERARCHY ("TIME".HTBSNS BY ANCESTOR AT LEVEL "TIME".HTBSNS.BSNS_YR POSITION FROM BEGINNING)
Purchase Order Line Item State Cube: POLIS	RQ_LY_PCT_CHG	Return Quantity Last Year % Change	LAG_VARIANCE_PERCENT(POLIS.RQ, 1) OVER HIERARCHY ("TIME".HTBSNS BY ANCESTOR AT LEVEL "TIME".HTBSNS.BSNS_YR POSITION FROM BEGINNING)
Purchase Order Line Item State Cube: POLIS	RQ_YTD	Return Quantity YTD	SUM(POLIS.RQ) OVER HIERARCHY ("TIME".HTBSNS BETWEEN UNBOUNDED PRECEDING AND CURRENT MEMBER WITHIN ANCESTOR AT LEVEL "TIME".BSNS_YR)
Purchase Order Line Item State Cube: POLIS	RQ_YTD_LY	Return Quantity YTD Last Year	LAG(POLIS.RQ_YTD, 1) OVER HIERARCHY ("TIME".HTBSNS BY ANCESTOR AT LEVEL "TIME".HTBSNS.BSNS_YR POSITION FROM BEGINNING)
Purchase Order Line Item State Cube: POLIS	RQ_YTD_LY_CHG	Return Quantity YTD Last Year Change	LAG(POLIS.RQ_YTD, 1) OVER HIERARCHY ("TIME".HTBSNS BY ANCESTOR AT LEVEL "TIME".HTBSNS.BSNS_YR POSITION FROM BEGINNING)
Purchase Order Line Item State Cube: POLIS	RQ_YTD_LY_PCT_ CHG	Return Quantity YTD Last Year % Change	LAG_VARIANCE_PERCENT(POLIS.RQ_YTD, 1) OVER HIERARCHY ("TIME".HTBSNS BY ANCESTOR AT LEVEL "TIME".HTBSNS.BSNS_YR POSITION FROM BEGINNING)
Purchase Order Line Item State Cube: POLIS	RRDCA_LP	Return Rush Delivery Charge Amount Last Period	LAG(POLIS.RRDCA, 1) OVER HIERARCHY ("TIME".HTBSNS)
Purchase Order Line Item State Cube: POLIS	RRDCA_LP_CHG	Return Rush Delivery Charge Amount Last Period Change	LAG_VARIANCE(POLIS.RRDCA, 1) OVER HIERARCHY ("TIME".HTBSNS)
Purchase Order Line Item State Cube: POLIS	RRDCA_LP_PCT_ CHG	Return Rush Delivery Charge Amount Last Period % Change	LAG_VARIANCE_PERCENT(POLIS.RRDCA, 1) OVER HIERARCHY ("TIME".HTBSNS)
Purchase Order Line Item State Cube: POLIS	RRDCA_LY	Return Rush Delivery Charge Amount Last Year	LAG(POLIS.RRDCA, 1) OVER HIERARCHY ("TIME".HTBSNS BY ANCESTOR AT LEVEL "TIME".HTBSNS.BSNS_YR POSITION FROM BEGINNING)

Cube Name	Physical Name	Logical Name	Expression / Calculation
Purchase Order Line Item State Cube: POLIS	RRDCA_LY_CHG	Return Rush Delivery Charge Amount Last Year Change	LAG_VARIANCE(POLIS.RRDCA, 1) OVER HIERARCHY ("TIME".HTBSNS BY ANCESTOR AT LEVEL "TIME".HTBSNS.BSNS_YR POSITION FROM BEGINNING)
Purchase Order Line Item State Cube: POLIS	RRDCA_LY_PCT_ CHG	Return Rush Delivery Charge Amount Last Year % Change	LAG_VARIANCE_PERCENT(POLIS.RRDCA, 1) OVER HIERARCHY ("TIME".HTBSNS BY ANCESTOR AT LEVEL "TIME".HTBSNS.BSNS_YR POSITION FROM BEGINNING)
Purchase Order Line Item State Cube: POLIS	RRDCA_YTD	Return Rush Delivery Charge Amount YTD	SUM(POLIS.RRDCA) OVER HIERARCHY ("TIME".HTBSNS BETWEEN UNBOUNDED PRECEDING AND CURRENT MEMBER WITHIN ANCESTOR AT LEVEL "TIME".BSNS_YR)
Purchase Order Line Item State Cube: POLIS	RRDCA_YTD_LY	Return Rush Delivery Charge Amount YTD Last Year	LAG(POLIS.RRDCA_YTD, 1) OVER HIERARCHY ("TIME".HTBSNS BY ANCESTOR AT LEVEL "TIME".HTBSNS.BSNS_YR POSITION FROM BEGINNING)
Purchase Order Line Item State Cube: POLIS	RRDCA_YTD_LY_ CHG	Return Rush Delivery Charge Amount YTD Last Year Change	LAG(POLIS.RRDCA_YTD, 1) OVER HIERARCHY ("TIME".HTBSNS BY ANCESTOR AT LEVEL "TIME".HTBSNS.BSNS_YR POSITION FROM BEGINNING)
Purchase Order Line Item State Cube: POLIS	RRDCA_YTD_LY_ PCT_CHG	Return Rush Delivery Charge Amount YTD Last Year % Change	LAG_VARIANCE_PERCENT(POLIS.RRDCA_YTD, 1) OVER HIERARCHY ("TIME".HTBSNS BY ANCESTOR AT LEVEL "TIME".HTBSNS.BSNS_YR POSITION FROM BEGINNING)
Purchase Order Line Item State Cube: POLIS	RSCA_LP	Return Service Charge Amount Last Period	LAG(POLIS.RSCA, 1) OVER HIERARCHY ("TIME".HTBSNS)
Purchase Order Line Item State Cube: POLIS	RSCA_LP_CHG	Return Service Charge Amount Last Period Change	LAG_VARIANCE(POLIS.RSCA, 1) OVER HIERARCHY ("TIME".HTBSNS)
Purchase Order Line Item State Cube: POLIS	RSCA_LP_PCT_ CHG	Return Service Charge Amount Last Period % Change	LAG_VARIANCE_PERCENT(POLIS.RSCA, 1) OVER HIERARCHY ("TIME".HTBSNS)
Purchase Order Line Item State Cube: POLIS	RSCA_LY	Return Service Charge Amount Last Year	LAG(POLIS.RSCA, 1) OVER HIERARCHY ("TIME".HTBSNS BY ANCESTOR AT LEVEL "TIME".HTBSNS.BSNS_YR POSITION FROM BEGINNING)
Purchase Order Line Item State Cube: POLIS	RSCA_LY_CHG	Return Service Charge Amount Last Year Change	LAG_VARIANCE(POLIS.RSCA, 1) OVER HIERARCHY ("TIME".HTBSNS BY ANCESTOR AT LEVEL "TIME".HTBSNS.BSNS_YR POSITION FROM BEGINNING)
Purchase Order Line Item State Cube: POLIS	RSCA_LY_PCT_ CHG	Return Service Charge Amount Last Year % Change	LAG_VARIANCE_PERCENT(POLIS.RSCA, 1) OVER HIERARCHY ("TIME".HTBSNS BY ANCESTOR AT LEVEL "TIME".HTBSNS.BSNS_YR POSITION FROM BEGINNING)
Purchase Order Line Item State Cube: POLIS	RSCA_YTD	Return Service Charge Amount YTD	SUM(POLIS.RSCA) OVER HIERARCHY ("TIME".HTBSNS BETWEEN UNBOUNDED PRECEDING AND CURRENT MEMBER WITHIN ANCESTOR AT LEVEL "TIME".BSNS_YR)
Purchase Order Line Item State Cube: POLIS	RSCA_YTD_LY	Return Service Charge Amount YTD Last Year	LAG(POLIS.RSCA_YTD, 1) OVER HIERARCHY ("TIME".HTBSNS BY ANCESTOR AT LEVEL "TIME".HTBSNS.BSNS_YR POSITION FROM BEGINNING)
Purchase Order Line Item State Cube: POLIS	RSCA_YTD_LY_ CHG	Return Service Charge Amount YTD Last Year Change	LAG(POLIS.RSCA_YTD, 1) OVER HIERARCHY ("TIME".HTBSNS BY ANCESTOR AT LEVEL "TIME".HTBSNS.BSNS_YR POSITION FROM BEGINNING)

Cube Name	Physical Name	Logical Name	Expression / Calculation
Purchase Order Line Item State Cube: POLIS	RSCA_YTD_LY_ PCT_CHG	Return Service Charge Amount YTD Last Year % Change	LAG_VARIANCE_PERCENT(POLIS.RSCA_YTD, 1) OVER HIERARCHY ("TIME".HTBSNS BY ANCESTOR AT LEVEL "TIME".HTBSNS.BSNS_YR POSITION FROM BEGINNING)
Purchase Order Line Item State Cube: POLIS	RTA_LP	Return Tax Amount Last Period	LAG(POLIS.RTA, 1) OVER HIERARCHY ("TIME".HTBSNS)
Purchase Order Line Item State Cube: POLIS	RTA_LP_CHG	Return Tax Amount Last Period Change	LAG_VARIANCE(POLIS.RTA, 1) OVER HIERARCHY ("TIME".HTBSNS)
Purchase Order Line Item State Cube: POLIS	RTA_LP_PCT_CHG	Return Tax Amount Last Period % Change	LAG_VARIANCE_PERCENT(POLIS.RTA, 1) OVER HIERARCHY ("TIME".HTBSNS)
Purchase Order Line Item State Cube: POLIS	RTA_LY	Return Tax Amount Last Year	LAG(POLIS.RTA, 1) OVER HIERARCHY ("TIME".HTBSNS BY ANCESTOR AT LEVEL "TIME".HTBSNS.BSNS_YR POSITION FROM BEGINNING)
Purchase Order Line Item State Cube: POLIS	RTA_LY_CHG	Return Tax Amount Last Year Change	LAG_VARIANCE(POLIS.RTA, 1) OVER HIERARCHY ("TIME".HTBSNS BY ANCESTOR AT LEVEL "TIME".HTBSNS.BSNS_YR POSITION FROM BEGINNING)
Purchase Order Line Item State Cube: POLIS	RTA_LY_PCT_CHG	Return Tax Amount Last Year % Change	LAG_VARIANCE_PERCENT(POLIS.RTA, 1) OVER HIERARCHY ("TIME".HTBSNS BY ANCESTOR AT LEVEL "TIME".HTBSNS.BSNS_YR POSITION FROM BEGINNING)
Purchase Order Line Item State Cube: POLIS	RTA_YTD	Return Tax Amount YTD	SUM(POLIS.RTA) OVER HIERARCHY ("TIME".HTBSNS BETWEEN UNBOUNDED PRECEDING AND CURRENT MEMBER WITHIN ANCESTOR AT LEVEL "TIME".BSNS_YR)
Purchase Order Line Item State Cube: POLIS	RTA_YTD_LY	Return Tax Amount YTD Last Year	LAG(POLIS.RTA_YTD, 1) OVER HIERARCHY ("TIME".HTBSNS BY ANCESTOR AT LEVEL "TIME".HTBSNS.BSNS_YR POSITION FROM BEGINNING)
Purchase Order Line Item State Cube: POLIS	RTA_YTD_LY_CHG	Return Tax Amount YTD Last Year Change	LAG(POLIS.RTA_YTD, 1) OVER HIERARCHY ("TIME".HTBSNS BY ANCESTOR AT LEVEL "TIME".HTBSNS.BSNS_YR POSITION FROM BEGINNING)
Purchase Order Line Item State Cube: POLIS	RTA_YTD_LY_ PCT_CHG	Return Tax Amount YTD Last Year % Change	LAG_VARIANCE_PERCENT(POLIS.RTA_YTD, 1) OVER HIERARCHY ("TIME".HTBSNS BY ANCESTOR AT LEVEL "TIME".HTBSNS.BSNS_YR POSITION FROM BEGINNING)
Purchase Order Line Item State Cube: POLIS	RU_LP	Return Units Last Period	LAG(POLIS.RU, 1) OVER HIERARCHY ("TIME".HTBSNS)
Purchase Order Line Item State Cube: POLIS	RU_LP_CHG	Return Units Last Period Change	LAG_VARIANCE(POLIS.RU, 1) OVER HIERARCHY ("TIME".HTBSNS)
Purchase Order Line Item State Cube: POLIS	RU_LP_PCT_CHG	Return Units Last Period % Change	LAG_VARIANCE_PERCENT(POLIS.RU, 1) OVER HIERARCHY ("TIME".HTBSNS)
Purchase Order Line Item State Cube: POLIS	RU_LY	Return Units Last Year	LAG(POLIS.RU, 1) OVER HIERARCHY ("TIME".HTBSNS BY ANCESTOR AT LEVEL "TIME".HTBSNS.BSNS_YR POSITION FROM BEGINNING)
Purchase Order Line Item State Cube: POLIS	RU_LY_CHG	Return Units Last Year Change	LAG_VARIANCE(POLIS.RU, 1) OVER HIERARCHY ("TIME".HTBSNS BY ANCESTOR AT LEVEL "TIME".HTBSNS.BSNS_YR POSITION FROM BEGINNING)
Purchase Order Line Item State Cube: POLIS	RU_LY_PCT_CHG	Return Units Last Year % Change	LAG_VARIANCE_PERCENT(POLIS.RU, 1) OVER HIERARCHY ("TIME".HTBSNS BY ANCESTOR AT LEVEL "TIME".HTBSNS.BSNS_YR POSITION FROM BEGINNING)

Cube Name	Physical Name	Logical Name	Expression / Calculation
Purchase Order Line Item State Cube: POLIS	RU_YTD	Return Units YTD	SUM(POLIS.RU) OVER HIERARCHY ("TIME".HTBSNS BETWEEN UNBOUNDED PRECEDING AND CURRENT MEMBER WITHIN ANCESTOR AT LEVEL "TIME".BSNS_YR)
Purchase Order Line Item State Cube: POLIS	RU_YTD_LY	Return Units YTD Last Year	LAG(POLIS.RU_YTD, 1) OVER HIERARCHY ("TIME".HTBSNS BY ANCESTOR AT LEVEL "TIME".HTBSNS.BSNS_YR POSITION FROM BEGINNING)
Purchase Order Line Item State Cube: POLIS	RU_YTD_LY_CHG	Return Units YTD Last Year Change	LAG(POLIS.RU_YTD, 1) OVER HIERARCHY ("TIME".HTBSNS BY ANCESTOR AT LEVEL "TIME".HTBSNS.BSNS_YR POSITION FROM BEGINNING)
Purchase Order Line Item State Cube: POLIS	RU_YTD_LY_PCT_ CHG	Return Units YTD Last Year % Change	LAG_VARIANCE_PERCENT(POLIS.RU_YTD, 1) OVER HIERARCHY ("TIME".HTBSNS BY ANCESTOR AT LEVEL "TIME".HTBSNS.BSNS_YR POSITION FROM BEGINNING)
Purchase Order Line Item State Cube: POLIS	SA_LP	Shipped Amount Last Period	LAG(POLIS.SA, 1) OVER HIERARCHY ("TIME".HTBSNS)
Purchase Order Line Item State Cube: POLIS	SA_LP_CHG	Shipped Amount Last Period Change	LAG_VARIANCE(POLIS.SA, 1) OVER HIERARCHY ("TIME".HTBSNS)
Purchase Order Line Item State Cube: POLIS	SA_LP_PCT_CHG	Shipped Amount Last Period % Change	LAG_VARIANCE_PERCENT(POLIS.SA, 1) OVER HIERARCHY ("TIME".HTBSNS)
Purchase Order Line Item State Cube: POLIS	SA_LY	Shipped Amount Last Year	LAG(POLIS.SA, 1) OVER HIERARCHY ("TIME".HTBSNS BY ANCESTOR AT LEVEL "TIME".HTBSNS.BSNS_YR POSITION FROM BEGINNING)
Purchase Order Line Item State Cube: POLIS	SA_LY_CHG	Shipped Amount Last Year Change	LAG_VARIANCE(POLIS.SA, 1) OVER HIERARCHY ("TIME".HTBSNS BY ANCESTOR AT LEVEL "TIME".HTBSNS.BSNS_YR POSITION FROM BEGINNING)
Purchase Order Line Item State Cube: POLIS	SA_LY_PCT_CHG	Shipped Amount Last Year % Change	LAG_VARIANCE_PERCENT(POLIS.SA, 1) OVER HIERARCHY ("TIME".HTBSNS BY ANCESTOR AT LEVEL "TIME".HTBSNS.BSNS_YR POSITION FROM BEGINNING)
Purchase Order Line Item State Cube: POLIS	SA_YTD	Shipped Amount YTD	SUM(POLIS.SA) OVER HIERARCHY ("TIME".HTBSNS BETWEEN UNBOUNDED PRECEDING AND CURRENT MEMBER WITHIN ANCESTOR AT LEVEL "TIME".BSNS_YR)
Purchase Order Line Item State Cube: POLIS	SA_YTD_LY	Shipped Amount YTD Last Year	LAG(POLIS.SA_YTD, 1) OVER HIERARCHY ("TIME".HTBSNS BY ANCESTOR AT LEVEL "TIME".HTBSNS.BSNS_YR POSITION FROM BEGINNING)
Purchase Order Line Item State Cube: POLIS	SA_YTD_LY_CHG	Shipped Amount YTD Last Year Change	LAG(POLIS.SA_YTD, 1) OVER HIERARCHY ("TIME".HTBSNS BY ANCESTOR AT LEVEL "TIME".HTBSNS.BSNS_YR POSITION FROM BEGINNING)
Purchase Order Line Item State Cube: POLIS	SA_YTD_LY_PCT_ CHG	Shipped Amount YTD Last Year % Change	LAG_VARIANCE_PERCENT(POLIS.SA_YTD, 1) OVER HIERARCHY ("TIME".HTBSNS BY ANCESTOR AT LEVEL "TIME".HTBSNS.BSNS_YR POSITION FROM BEGINNING)
Purchase Order Line Item State Cube: POLIS	SCA_LP	Service Charge Amount Last Period	LAG(POLIS.SCA, 1) OVER HIERARCHY ("TIME".HTBSNS)
Purchase Order Line Item State Cube: POLIS	SCA_LP_CHG	Service Charge Amount Last Period Change	LAG_VARIANCE(POLIS.SCA, 1) OVER HIERARCHY ("TIME".HTBSNS)
Purchase Order Line Item State Cube: POLIS	SCA_LP_PCT_CHG	Service Charge Amount Last Period % Change	LAG_VARIANCE_PERCENT(POLIS.SCA, 1) OVER HIERARCHY ("TIME".HTBSNS)

Cube Name	Physical Name	Logical Name	Expression / Calculation
Purchase Order Line Item State Cube: POLIS	SCA_LY	Service Charge Amount Last Year	LAG(POLIS.SCA, 1) OVER HIERARCHY ("TIME".HTBSNS BY ANCESTOR AT LEVEL "TIME".HTBSNS.BSNS_YR POSITION FROM BEGINNING)
Purchase Order Line Item State Cube: POLIS	SCA_LY_CHG	Service Charge Amount Last Year Change	LAG_VARIANCE(POLIS.SCA, 1) OVER HIERARCHY ("TIME".HTBSNS BY ANCESTOR AT LEVEL "TIME".HTBSNS.BSNS_YR POSITION FROM BEGINNING)
Purchase Order Line Item State Cube: POLIS	SCA_LY_PCT_CHG	Service Charge Amount Last Year % Change	LAG_VARIANCE_PERCENT(POLIS.SCA, 1) OVER HIERARCHY ("TIME".HTBSNS BY ANCESTOR AT LEVEL "TIME".HTBSNS.BSNS_YR POSITION FROM BEGINNING)
Purchase Order Line Item State Cube: POLIS	SCA_YTD	Service Charge Amount YTD	SUM(POLIS.SCA) OVER HIERARCHY ("TIME".HTBSNS BETWEEN UNBOUNDED PRECEDING AND CURRENT MEMBER WITHIN ANCESTOR AT LEVEL "TIME".BSNS_YR)
Purchase Order Line Item State Cube: POLIS	SCA_YTD_LY	Service Charge Amount YTD Last Year	LAG(POLIS.SCA_YTD, 1) OVER HIERARCHY ("TIME".HTBSNS BY ANCESTOR AT LEVEL "TIME".HTBSNS.BSNS_YR POSITION FROM BEGINNING)
Purchase Order Line Item State Cube: POLIS	SCA_YTD_LY_CHG	Service Charge Amount YTD Last Year Change	LAG(POLIS.SCA_YTD, 1) OVER HIERARCHY ("TIME".HTBSNS BY ANCESTOR AT LEVEL "TIME".HTBSNS.BSNS_YR POSITION FROM BEGINNING)
Purchase Order Line Item State Cube: POLIS	SCA_YTD_LY_ PCT_CHG	Service Charge Amount YTD Last Year % Change	LAG_VARIANCE_PERCENT(POLIS.SCA_YTD, 1) OVER HIERARCHY ("TIME".HTBSNS BY ANCESTOR AT LEVEL "TIME".HTBSNS.BSNS_YR POSITION FROM BEGINNING)
Purchase Order Line Item State Cube: POLIS	SHR_ALTA_ORG	Altered Amount Share Organization	SHARE(POLIS.ALTA OF HIERARCHY ORGANIZATION.HORG PARENT)
Purchase Order Line Item State Cube: POLIS	SHR_ALTA_ PRODUCT	Altered Amount Share Product	SHARE(POLIS.ALTA OF HIERARCHY PRODUCT.HPROD PARENT)
Purchase Order Line Item State Cube: POLIS	SHR_ALTA_ VENDOR	Altered Amount Share Vendor	SHARE(POLIS.ALTA OF HIERARCHY VENDOR.HVENDOR PARENT)
Purchase Order Line Item State Cube: POLIS	SHR_ALTA_ VNDRSITE	Altered Amount Share Vendor Site	SHARE(POLIS.ALTA OF HIERARCHY VNDRSITE.HVNDRSITE PARENT)
Purchase Order Line Item State Cube: POLIS	SHR_ALTQ_ORG	Altered Quantity Share Organization	SHARE(POLIS.ALTQ OF HIERARCHY ORGANIZATION.HORG PARENT)
Purchase Order Line Item State Cube: POLIS	SHR_ALTQ_ PRODUCT	Altered Quantity Share Product	SHARE(POLIS.ALTQ OF HIERARCHY PRODUCT.HPROD PARENT)
Purchase Order Line Item State Cube: POLIS	SHR_ALTQ_ VENDOR	Altered Quantity Share Vendor	SHARE(POLIS.ALTQ OF HIERARCHY VENDOR.HVENDOR PARENT)
Purchase Order Line Item State Cube: POLIS	SHR_ALTQ_ VNDRSITE	Altered Quantity Share Vendor Site	SHARE(POLIS.ALTQ OF HIERARCHY VNDRSITE.HVNDRSITE PARENT)
Purchase Order Line Item State Cube: POLIS	SHR_ALTU_ORG	Altered Units Share Organization	SHARE(POLIS.ALTU OF HIERARCHY ORGANIZATION.HORG PARENT)
Purchase Order Line Item State Cube: POLIS	SHR_ALTU_ PRODUCT	Altered Units Share Product	SHARE(POLIS.ALTU OF HIERARCHY PRODUCT.HPROD PARENT)
Purchase Order Line Item State Cube: POLIS	SHR_ALTU_ VENDOR	Altered Units Share Vendor	SHARE(POLIS.ALTU OF HIERARCHY VENDOR.HVENDOR PARENT)
Purchase Order Line Item State Cube: POLIS	SHR_ALTU_ VNDRSITE	Altered Units Share Vendor Site	SHARE(POLIS.ALTU OF HIERARCHY VNDRSITE.HVNDRSITE PARENT)
Purchase Order Line Item State Cube: POLIS	SHR_AQ_ORG	Allocated Quantity Share Organization	SHARE(POLIS.AQ OF HIERARCHY ORGANIZATION.HORG PARENT)

Cube Name	Physical Name	Logical Name	Expression / Calculation
Purchase Order Line Item State Cube: POLIS	SHR_AQ_ PRODUCT	Allocated Quantity Share Product	SHARE(POLIS.AQ OF HIERARCHY PRODUCT.HPROD PARENT)
Purchase Order Line Item State Cube: POLIS	SHR_AQ_VENDOR	Allocated Quantity Share Vendor	SHARE(POLIS.AQ OF HIERARCHY VENDOR.HVENDOR PARENT)
Purchase Order Line Item State Cube: POLIS	SHR_AQ_ VNDRSITE	Allocated Quantity Share Vendor Site	SHARE(POLIS.AQ OF HIERARCHY VNDRSITE.HVNDRSITE PARENT)
Purchase Order Line Item State Cube: POLIS	SHR_AU_ORG	Allocated Units Share Organization	SHARE(POLIS.AU OF HIERARCHY ORGANIZATION.HORG PARENT)
Purchase Order Line Item State Cube: POLIS	SHR_AU_ PRODUCT	Allocated Units Share Product	SHARE(POLIS.AU OF HIERARCHY PRODUCT.HPROD PARENT)
Purchase Order Line Item State Cube: POLIS	SHR_AU_VENDOR	Allocated Units Share Vendor	SHARE(POLIS.AU OF HIERARCHY VENDOR.HVENDOR PARENT)
Purchase Order Line Item State Cube: POLIS	SHR_AU_ VNDRSITE	Allocated Units Share Vendor Site	SHARE(POLIS.AU OF HIERARCHY VNDRSITE.HVNDRSITE PARENT)
Purchase Order Line Item State Cube: POLIS	SHR_BLQ_ORG	Billed Quantity Share Organization	SHARE(POLIS.BLQ OF HIERARCHY ORGANIZATION.HORG PARENT)
Purchase Order Line Item State Cube: POLIS	SHR_BLQ_ PRODUCT	Billed Quantity Share Product	SHARE(POLIS.BLQ OF HIERARCHY PRODUCT.HPROD PARENT)
Purchase Order Line Item State Cube: POLIS	SHR_BLQ_ VENDOR	Billed Quantity Share Vendor	SHARE(POLIS.BLQ OF HIERARCHY VENDOR.HVENDOR PARENT)
Purchase Order Line Item State Cube: POLIS	SHR_BLQ_ VNDRSITE	Billed Quantity Share Vendor Site	SHARE(POLIS.BLQ OF HIERARCHY VNDRSITE.HVNDRSITE PARENT)
Purchase Order Line Item State Cube: POLIS	SHR_BLU_ORG	Billed Units Share Organization	SHARE(POLIS.BLU OF HIERARCHY ORGANIZATION.HORG PARENT)
Purchase Order Line Item State Cube: POLIS	SHR_BLU_ PRODUCT	Billed Units Share Product	SHARE(POLIS.BLU OF HIERARCHY PRODUCT.HPROD PARENT)
Purchase Order Line Item State Cube: POLIS	SHR_BLU_ VENDOR	Billed Units Share Vendor	SHARE(POLIS.BLU OF HIERARCHY VENDOR.HVENDOR PARENT)
Purchase Order Line Item State Cube: POLIS	SHR_BLU_ VNDRSITE	Billed Units Share Vendor Site	SHARE(POLIS.BLU OF HIERARCHY VNDRSITE.HVNDRSITE PARENT)
Purchase Order Line Item State Cube: POLIS	SHR_BQ_ORG	Booked Quantity Share Organization	SHARE(POLIS.BQ OF HIERARCHY ORGANIZATION.HORG PARENT)
Purchase Order Line Item State Cube: POLIS	SHR_BQ_ PRODUCT	Booked Quantity Share Product	SHARE(POLIS.BQ OF HIERARCHY PRODUCT.HPROD PARENT)
Purchase Order Line Item State Cube: POLIS	SHR_BQ_VENDOR	Booked Quantity Share Vendor	SHARE(POLIS.BQ OF HIERARCHY VENDOR.HVENDOR PARENT)
Purchase Order Line Item State Cube: POLIS	SHR_BQ_ VNDRSITE	Booked Quantity Share Vendor Site	SHARE(POLIS.BQ OF HIERARCHY VNDRSITE.HVNDRSITE PARENT)
Purchase Order Line Item State Cube: POLIS	SHR_BTCD_ORG	Book To Cancel Days Share Organization	SHARE(POLIS.BTCD OF HIERARCHY ORGANIZATION.HORG PARENT)
Purchase Order Line Item State Cube: POLIS	SHR_BTCD_ PRODUCT	Book To Cancel Days Share Product	SHARE(POLIS.BTCD OF HIERARCHY PRODUCT.HPROD PARENT)
Purchase Order Line Item State Cube: POLIS	SHR_BTCD_ VENDOR	Book To Cancel Days Share Vendor	SHARE(POLIS.BTCD OF HIERARCHY VENDOR.HVENDOR PARENT)
Purchase Order Line Item State Cube: POLIS	SHR_BTCD_ VNDRSITE	Book To Cancel Days Share Vendor Site	SHARE(POLIS.BTCD OF HIERARCHY VNDRSITE.HVNDRSITE PARENT)
Purchase Order Line Item State Cube: POLIS	SHR_BTDCD_ORG	Book To Delivery Complete Days Share Organization	SHARE(POLIS.BTDCD OF HIERARCHY ORGANIZATION.HORG PARENT)
Purchase Order Line Item State Cube: POLIS	SHR_BTDCD_ PRODUCT	Book To Delivery Complete Days Share Product	SHARE(POLIS.BTDCD OF HIERARCHY PRODUCT.HPROD PARENT)

Cube Name	Physical Name	Logical Name	Expression / Calculation
Purchase Order Line Item State Cube: POLIS	SHR_BTDCD_ VENDOR	Book To Delivery Complete Days Share Vendor	SHARE(POLIS.BTDCD OF HIERARCHY VENDOR.HVENDOR PARENT)
Purchase Order Line Item State Cube: POLIS	SHR_BTDCD_ VNDRSITE	Book To Delivery Complete Days Share Vendor Site	SHARE(POLIS.BTDCD OF HIERARCHY VNDRSITE.HVNDRSITE PARENT)
Purchase Order Line Item State Cube: POLIS	SHR_BTSD_ORG	Book To Shipment Days Share Organization	SHARE(POLIS.BTSD OF HIERARCHY ORGANIZATION.HORG PARENT)
Purchase Order Line Item State Cube: POLIS	SHR_BTSD_ PRODUCT	Book To Shipment Days Share Product	SHARE(POLIS.BTSD OF HIERARCHY PRODUCT.HPROD PARENT)
Purchase Order Line Item State Cube: POLIS	SHR_BTSD_ VENDOR	Book To Shipment Days Share Vendor	SHARE(POLIS.BTSD OF HIERARCHY VENDOR.HVENDOR PARENT)
Purchase Order Line Item State Cube: POLIS	SHR_BTSD_ VNDRSITE	Book To Shipment Days Share Vendor Site	SHARE(POLIS.BTSD OF HIERARCHY VNDRSITE.HVNDRSITE PARENT)
Purchase Order Line Item State Cube: POLIS	SHR_BU_ORG	Booked Units Share Organization	SHARE(POLIS.BU OF HIERARCHY ORGANIZATION.HORG PARENT)
Purchase Order Line Item State Cube: POLIS	SHR_BU_ PRODUCT	Booked Units Share Product	SHARE(POLIS.BU OF HIERARCHY PRODUCT.HPROD PARENT)
Purchase Order Line Item State Cube: POLIS	SHR_BU_VENDOR	Booked Units Share Vendor	SHARE(POLIS.BU OF HIERARCHY VENDOR.HVENDOR PARENT)
Purchase Order Line Item State Cube: POLIS	SHR_BU_ VNDRSITE	Booked Units Share Vendor Site	SHARE(POLIS.BU OF HIERARCHY VNDRSITE.HVNDRSITE PARENT)
Purchase Order Line Item State Cube: POLIS	SHR_CDA_ORG	Cancel Discount Amount Share Organization	SHARE(POLIS.CDA OF HIERARCHY ORGANIZATION.HORG PARENT)
Purchase Order Line Item State Cube: POLIS	SHR_CDA_ PRODUCT	Cancel Discount Amount Share Product	SHARE(POLIS.CDA OF HIERARCHY PRODUCT.HPROD PARENT)
Purchase Order Line Item State Cube: POLIS	SHR_CDA_ VENDOR	Cancel Discount Amount Share Vendor	SHARE(POLIS.CDA OF HIERARCHY VENDOR.HVENDOR PARENT)
Purchase Order Line Item State Cube: POLIS	SHR_CDA_ VNDRSITE	Cancel Discount Amount Share Vendor Site	SHARE(POLIS.CDA OF HIERARCHY VNDRSITE.HVNDRSITE PARENT)
Purchase Order Line Item State Cube: POLIS	SHR_CDCA_ORG	Cancel Delivery Charge Amount Share Organization	SHARE(POLIS.CDCA OF HIERARCHY ORGANIZATION.HORG PARENT)
Purchase Order Line Item State Cube: POLIS	SHR_CDCA_ PRODUCT	Cancel Delivery Charge Amount Share Product	SHARE(POLIS.CDCA OF HIERARCHY PRODUCT.HPROD PARENT)
Purchase Order Line Item State Cube: POLIS	SHR_CDCA_ VENDOR	Cancel Delivery Charge Amount Share Vendor	SHARE(POLIS.CDCA OF HIERARCHY VENDOR.HVENDOR PARENT)
Purchase Order Line Item State Cube: POLIS	SHR_CDCA_ VNDRSITE	Cancel Delivery Charge Amount Share Vendor Site	SHARE(POLIS.CDCA OF HIERARCHY VNDRSITE.HVNDRSITE PARENT)
Purchase Order Line Item State Cube: POLIS	SHR_CPA_ORG	Cancel Purchase Order Amount Share Organization	SHARE(POLIS.CPA OF HIERARCHY ORGANIZATION.HORG PARENT)
Purchase Order Line Item State Cube: POLIS	SHR_CPA_ PRODUCT	Cancel Purchase Order Amount Share Product	SHARE(POLIS.CPA OF HIERARCHY PRODUCT.HPROD PARENT)

Cube Name	Physical Name	Logical Name	Expression / Calculation
Purchase Order Line Item State Cube: POLIS	SHR_CPA_ VENDOR	Cancel Purchase Order Amount Share Vendor	SHARE(POLIS.CPA OF HIERARCHY VENDOR.HVENDOR PARENT)
Purchase Order Line Item State Cube: POLIS	SHR_CPA_ VNDRSITE	Cancel Purchase Order Amount Share Vendor Site	SHARE(POLIS.CPA OF HIERARCHY VNDRSITE.HVNDRSITE PARENT)
Purchase Order Line Item State Cube: POLIS	SHR_CQ_ORG	Cancelled Quantity Share Organization	SHARE(POLIS.CQ OF HIERARCHY ORGANIZATION.HORG PARENT)
Purchase Order Line Item State Cube: POLIS	SHR_CQ_ PRODUCT	Cancelled Quantity Share Product	SHARE(POLIS.CQ OF HIERARCHY PRODUCT.HPROD PARENT)
Purchase Order Line Item State Cube: POLIS	SHR_CQ_VENDOR	Cancelled Quantity Share Vendor	SHARE(POLIS.CQ OF HIERARCHY VENDOR.HVENDOR PARENT)
Purchase Order Line Item State Cube: POLIS	SHR_CQ_ VNDRSITE	Cancelled Quantity Share Vendor Site	SHARE(POLIS.CQ OF HIERARCHY VNDRSITE.HVNDRSITE PARENT)
Purchase Order Line Item State Cube: POLIS	SHR_CRDCA_ORG	Cancel Rush Delivery Charge Amount Share Organization	SHARE(POLIS.CRDCA OF HIERARCHY ORGANIZATION.HORG PARENT)
Purchase Order Line Item State Cube: POLIS	SHR_CRDCA_ PRODUCT	Cancel Rush Delivery Charge Amount Share Product	SHARE(POLIS.CRDCA OF HIERARCHY PRODUCT.HPROD PARENT)
Purchase Order Line Item State Cube: POLIS	SHR_CRDCA_ VENDOR	Cancel Rush Delivery Charge Amount Share Vendor	SHARE(POLIS.CRDCA OF HIERARCHY VENDOR.HVENDOR PARENT)
Purchase Order Line Item State Cube: POLIS	SHR_CRDCA_ VNDRSITE	Cancel Rush Delivery Charge Amount Share Vendor Site	SHARE(POLIS.CRDCA OF HIERARCHY VNDRSITE.HVNDRSITE PARENT)
Purchase Order Line Item State Cube: POLIS	SHR_CSCA_ORG	Cancel Service Charge Amount Share Organization	SHARE(POLIS.CSCA OF HIERARCHY ORGANIZATION.HORG PARENT)
Purchase Order Line Item State Cube: POLIS	SHR_CSCA_ PRODUCT	Cancel Service Charge Amount Share Product	SHARE(POLIS.CSCA OF HIERARCHY PRODUCT.HPROD PARENT)
Purchase Order Line Item State Cube: POLIS	SHR_CSCA_ VENDOR	Cancel Service Charge Amount Share Vendor	SHARE(POLIS.CSCA OF HIERARCHY VENDOR.HVENDOR PARENT)
Purchase Order Line Item State Cube: POLIS	SHR_CSCA_ VNDRSITE	Cancel Service Charge Amount Share Vendor Site	SHARE(POLIS.CSCA OF HIERARCHY VNDRSITE.HVNDRSITE PARENT)
Purchase Order Line Item State Cube: POLIS	SHR_CTA_ORG	Cancel Tax Amount Share Organization	SHARE(POLIS.CTA OF HIERARCHY ORGANIZATION.HORG PARENT)
Purchase Order Line Item State Cube: POLIS	SHR_CTA_ PRODUCT	Cancel Tax Amount Share Product	SHARE(POLIS.CTA OF HIERARCHY PRODUCT.HPROD PARENT)
Purchase Order Line Item State Cube: POLIS	SHR_CTA_ VENDOR	Cancel Tax Amount Share Vendor	SHARE(POLIS.CTA OF HIERARCHY VENDOR.HVENDOR PARENT)
Purchase Order Line Item State Cube: POLIS	SHR_CTA_ VNDRSITE	Cancel Tax Amount Share Vendor Site	SHARE(POLIS.CTA OF HIERARCHY VNDRSITE.HVNDRSITE PARENT)
Purchase Order Line Item State Cube: POLIS	SHR_CU_ORG	Cancelled Units Share Organization	SHARE(POLIS.CU OF HIERARCHY ORGANIZATION.HORG PARENT)
Purchase Order Line Item State Cube: POLIS	SHR_CU_ PRODUCT	Cancelled Units Share Product	SHARE(POLIS.CU OF HIERARCHY PRODUCT.HPROD PARENT)
Purchase Order Line Item State Cube: POLIS	SHR_CU_VENDOR	Cancelled Units Share Vendor	SHARE(POLIS.CU OF HIERARCHY VENDOR.HVENDOR PARENT)
Purchase Order Line Item State Cube: POLIS	SHR_CU_ VNDRSITE	Cancelled Units Share Vendor Site	SHARE(POLIS.CU OF HIERARCHY VNDRSITE.HVNDRSITE PARENT)

Cube Name	Physical Name	Logical Name	Expression / Calculation
Purchase Order Line Item State Cube: POLIS	SHR_DA_ORG	Discount Amount Share Organization	SHARE(POLIS.DA OF HIERARCHY ORGANIZATION.HORG PARENT)
Purchase Order Line Item State Cube: POLIS	SHR_DA_ PRODUCT	Discount Amount Share Product	SHARE(POLIS.DA OF HIERARCHY PRODUCT.HPROD PARENT)
Purchase Order Line Item State Cube: POLIS	SHR_DA_VENDOR	Discount Amount Share Vendor	SHARE(POLIS.DA OF HIERARCHY VENDOR.HVENDOR PARENT)
Purchase Order Line Item State Cube: POLIS	SHR_DA_ VNDRSITE	Discount Amount Share Vendor Site	SHARE(POLIS.DA OF HIERARCHY VNDRSITE.HVNDRSITE PARENT)
Purchase Order Line Item State Cube: POLIS	SHR_DCA_ORG	Delivery Charge Amount Share Organization	SHARE(POLIS.DCA OF HIERARCHY ORGANIZATION.HORG PARENT)
Purchase Order Line Item State Cube: POLIS	SHR_DCA_ PRODUCT	Delivery Charge Amount Share Product	SHARE(POLIS.DCA OF HIERARCHY PRODUCT.HPROD PARENT)
Purchase Order Line Item State Cube: POLIS	SHR_DCA_ VENDOR	Delivery Charge Amount Share Vendor	SHARE(POLIS.DCA OF HIERARCHY VENDOR.HVENDOR PARENT)
Purchase Order Line Item State Cube: POLIS	SHR_DCA_ VNDRSITE	Delivery Charge Amount Share Vendor Site	SHARE(POLIS.DCA OF HIERARCHY VNDRSITE.HVNDRSITE PARENT)
Purchase Order Line Item State Cube: POLIS	SHR_DQ_ORG	Delivered Quantity Share Organization	SHARE(POLIS.DQ OF HIERARCHY ORGANIZATION.HORG PARENT)
Purchase Order Line Item State Cube: POLIS	SHR_DQ_ PRODUCT	Delivered Quantity Share Product	SHARE(POLIS.DQ OF HIERARCHY PRODUCT.HPROD PARENT)
Purchase Order Line Item State Cube: POLIS	SHR_DQ_VENDOR	Delivered Quantity Share Vendor	SHARE(POLIS.DQ OF HIERARCHY VENDOR.HVENDOR PARENT)
Purchase Order Line Item State Cube: POLIS	SHR_DQ_ VNDRSITE	Delivered Quantity Share Vendor Site	SHARE(POLIS.DQ OF HIERARCHY VNDRSITE.HVNDRSITE PARENT)
Purchase Order Line Item State Cube: POLIS	SHR_DU_ORG	Delivered Units Share Organization	SHARE(POLIS.DU OF HIERARCHY ORGANIZATION.HORG PARENT)
Purchase Order Line Item State Cube: POLIS	SHR_DU_ PRODUCT	Delivered Units Share Product	SHARE(POLIS.DU OF HIERARCHY PRODUCT.HPROD PARENT)
Purchase Order Line Item State Cube: POLIS	SHR_DU_VENDOR	Delivered Units Share Vendor	SHARE(POLIS.DU OF HIERARCHY VENDOR.HVENDOR PARENT)
Purchase Order Line Item State Cube: POLIS	SHR_DU_ VNDRSITE	Delivered Units Share Vendor Site	SHARE(POLIS.DU OF HIERARCHY VNDRSITE.HVNDRSITE PARENT)
Purchase Order Line Item State Cube: POLIS	SHR_NA_ORG	Net Amount Share Organization	SHARE(POLIS.NA OF HIERARCHY ORGANIZATION.HORG PARENT)
Purchase Order Line Item State Cube: POLIS	SHR_NA_ PRODUCT	Net Amount Share Product	SHARE(POLIS.NA OF HIERARCHY PRODUCT.HPROD PARENT)
Purchase Order Line Item State Cube: POLIS	SHR_NA_VENDOR	Net Amount Share Vendor	SHARE(POLIS.NA OF HIERARCHY VENDOR.HVENDOR PARENT)
Purchase Order Line Item State Cube: POLIS	SHR_NA_ VNDRSITE	Net Amount Share Vendor Site	SHARE(POLIS.NA OF HIERARCHY VNDRSITE.HVNDRSITE PARENT)
Purchase Order Line Item State Cube: POLIS	SHR_OQ_ORG	Order Quantity Share Organization	SHARE(POLIS.OQ OF HIERARCHY ORGANIZATION.HORG PARENT)
Purchase Order Line Item State Cube: POLIS	SHR_OQ_ PRODUCT	Order Quantity Share Product	SHARE(POLIS.OQ OF HIERARCHY PRODUCT.HPROD PARENT)
Purchase Order Line Item State Cube: POLIS	SHR_OQ_VENDOR	Order Quantity Share Vendor	SHARE(POLIS.OQ OF HIERARCHY VENDOR.HVENDOR PARENT)
Purchase Order Line Item State Cube: POLIS	SHR_OQ_ VNDRSITE	Order Quantity Share Vendor Site	SHARE(POLIS.OQ OF HIERARCHY VNDRSITE.HVNDRSITE PARENT)

Cube Name	Physical Name	Logical Name	Expression / Calculation
Purchase Order Line Item State Cube: POLIS	SHR_OTA_ORG	Original Tax Amount Share Organization	SHARE(POLIS.OTA OF HIERARCHY ORGANIZATION.HORG PARENT)
Purchase Order Line Item State Cube: POLIS	SHR_OTA_ PRODUCT	Original Tax Amount Share Product	SHARE(POLIS.OTA OF HIERARCHY PRODUCT.HPROD PARENT)
Purchase Order Line Item State Cube: POLIS	SHR_OTA_ VENDOR	Original Tax Amount Share Vendor	SHARE(POLIS.OTA OF HIERARCHY VENDOR.HVENDOR PARENT)
Purchase Order Line Item State Cube: POLIS	SHR_OTA_ VNDRSITE	Original Tax Amount Share Vendor Site	SHARE(POLIS.OTA OF HIERARCHY VNDRSITE.HVNDRSITE PARENT)
Purchase Order Line Item State Cube: POLIS	SHR_OU_ORG	Order Units Share Organization	SHARE(POLIS.OU OF HIERARCHY ORGANIZATION.HORG PARENT)
Purchase Order Line Item State Cube: POLIS	SHR_OU_ PRODUCT	Order Units Share Product	SHARE(POLIS.OU OF HIERARCHY PRODUCT.HPROD PARENT)
Purchase Order Line Item State Cube: POLIS	SHR_OU_VENDOR	Order Units Share Vendor	SHARE(POLIS.OU OF HIERARCHY VENDOR.HVENDOR PARENT)
Purchase Order Line Item State Cube: POLIS	SHR_OU_ VNDRSITE	Order Units Share Vendor Site	SHARE(POLIS.OU OF HIERARCHY VNDRSITE.HVNDRSITE PARENT)
Purchase Order Line Item State Cube: POLIS	SHR_PNDA_ORG	Pending Amount Share Organization	SHARE(POLIS.PNDA OF HIERARCHY ORGANIZATION.HORG PARENT)
Purchase Order Line Item State Cube: POLIS	SHR_PNDA_ PRODUCT	Pending Amount Share Product	SHARE(POLIS.PNDA OF HIERARCHY PRODUCT.HPROD PARENT)
Purchase Order Line Item State Cube: POLIS	SHR_PNDA_ VENDOR	Pending Amount Share Vendor	SHARE(POLIS.PNDA OF HIERARCHY VENDOR.HVENDOR PARENT)
Purchase Order Line Item State Cube: POLIS	SHR_PNDA_ VNDRSITE	Pending Amount Share Vendor Site	SHARE(POLIS.PNDA OF HIERARCHY VNDRSITE.HVNDRSITE PARENT)
Purchase Order Line Item State Cube: POLIS	SHR_PNDQ_ORG	Pending Quantity Share Organization	SHARE(POLIS.PNDQ OF HIERARCHY ORGANIZATION.HORG PARENT)
Purchase Order Line Item State Cube: POLIS	SHR_PNDQ_ PRODUCT	Pending Quantity Share Product	SHARE(POLIS.PNDQ OF HIERARCHY PRODUCT.HPROD PARENT)
Purchase Order Line Item State Cube: POLIS	SHR_PNDQ_ VENDOR	Pending Quantity Share Vendor	SHARE(POLIS.PNDQ OF HIERARCHY VENDOR.HVENDOR PARENT)
Purchase Order Line Item State Cube: POLIS	SHR_PNDQ_ VNDRSITE	Pending Quantity Share Vendor Site	SHARE(POLIS.PNDQ OF HIERARCHY VNDRSITE.HVNDRSITE PARENT)
Purchase Order Line Item State Cube: POLIS	SHR_PNDU_ORG	Pending Units Share Organization	SHARE(POLIS.PNDU OF HIERARCHY ORGANIZATION.HORG PARENT)
Purchase Order Line Item State Cube: POLIS	SHR_PNDU_ PRODUCT	Pending Units Share Product	SHARE(POLIS.PNDU OF HIERARCHY PRODUCT.HPROD PARENT)
Purchase Order Line Item State Cube: POLIS	SHR_PNDU_ VENDOR	Pending Units Share Vendor	SHARE(POLIS.PNDU OF HIERARCHY VENDOR.HVENDOR PARENT)
Purchase Order Line Item State Cube: POLIS	SHR_PNDU_ VNDRSITE	Pending Units Share Vendor Site	SHARE(POLIS.PNDU OF HIERARCHY VNDRSITE.HVNDRSITE PARENT)
Purchase Order Line Item State Cube: POLIS	SHR_POA_ORG	Purchase Order Amount Share Organization	SHARE(POLIS.POA OF HIERARCHY ORGANIZATION.HORG PARENT)
Purchase Order Line Item State Cube: POLIS	SHR_POA_ PRODUCT	Purchase Order Amount Share Product	SHARE(POLIS.POA OF HIERARCHY PRODUCT.HPROD PARENT)
Purchase Order Line Item State Cube: POLIS	SHR_POA_ VENDOR	Purchase Order Amount Share Vendor	SHARE(POLIS.POA OF HIERARCHY VENDOR.HVENDOR PARENT)
Purchase Order Line Item State Cube: POLIS	SHR_POA_ VNDRSITE	Purchase Order Amount Share Vendor Site	SHARE(POLIS.POA OF HIERARCHY VNDRSITE.HVNDRSITE PARENT)

Cube Name	Physical Name	Logical Name	Expression / Calculation
Purchase Order Line Item State Cube: POLIS	SHR_POCA_ORG	Purchase Order Cost Amount Share Organization	SHARE(POLIS.POCA OF HIERARCHY ORGANIZATION.HORG PARENT)
Purchase Order Line Item State Cube: POLIS	SHR_POCA_ PRODUCT	Purchase Order Cost Amount Share Product	SHARE(POLIS.POCA OF HIERARCHY PRODUCT.HPROD PARENT)
Purchase Order Line Item State Cube: POLIS	SHR_POCA_ VENDOR	Purchase Order Cost Amount Share Vendor	SHARE(POLIS.POCA OF HIERARCHY VENDOR.HVENDOR PARENT)
Purchase Order Line Item State Cube: POLIS	SHR_POCA_ VNDRSITE	Purchase Order Cost Amount Share Vendor Site	SHARE(POLIS.POCA OF HIERARCHY VNDRSITE.HVNDRSITE PARENT)
Purchase Order Line Item State Cube: POLIS	SHR_PPA_ORG	Pickup Amount Share Organization	SHARE(POLIS.PPA OF HIERARCHY ORGANIZATION.HORG PARENT)
Purchase Order Line Item State Cube: POLIS	SHR_PPA_ PRODUCT	Pickup Amount Share Product	SHARE(POLIS.PPA OF HIERARCHY PRODUCT.HPROD PARENT)
Purchase Order Line Item State Cube: POLIS	SHR_PPA_ VENDOR	Pickup Amount Share Vendor	SHARE(POLIS.PPA OF HIERARCHY VENDOR.HVENDOR PARENT)
Purchase Order Line Item State Cube: POLIS	SHR_PPA_ VNDRSITE	Pickup Amount Share Vendor Site	SHARE(POLIS.PPA OF HIERARCHY VNDRSITE.HVNDRSITE PARENT)
Purchase Order Line Item State Cube: POLIS	SHR_PPQ_ORG	Pickup Quantity Share Organization	SHARE(POLIS.PPQ OF HIERARCHY ORGANIZATION.HORG PARENT)
Purchase Order Line Item State Cube: POLIS	SHR_PPQ_ PRODUCT	Pickup Quantity Share Product	SHARE(POLIS.PPQ OF HIERARCHY PRODUCT.HPROD PARENT)
Purchase Order Line Item State Cube: POLIS	SHR_PPQ_ VENDOR	Pickup Quantity Share Vendor	SHARE(POLIS.PPQ OF HIERARCHY VENDOR.HVENDOR PARENT)
Purchase Order Line Item State Cube: POLIS	SHR_PPQ_ VNDRSITE	Pickup Quantity Share Vendor Site	SHARE(POLIS.PPQ OF HIERARCHY VNDRSITE.HVNDRSITE PARENT)
Purchase Order Line Item State Cube: POLIS	SHR_PPU_ORG	Pickup Units Share Organization	SHARE(POLIS.PPU OF HIERARCHY ORGANIZATION.HORG PARENT)
Purchase Order Line Item State Cube: POLIS	SHR_PPU_ PRODUCT	Pickup Units Share Product	SHARE(POLIS.PPU OF HIERARCHY PRODUCT.HPROD PARENT)
Purchase Order Line Item State Cube: POLIS	SHR_PPU_ VENDOR	Pickup Units Share Vendor	SHARE(POLIS.PPU OF HIERARCHY VENDOR.HVENDOR PARENT)
Purchase Order Line Item State Cube: POLIS	SHR_PPU_ VNDRSITE	Pickup Units Share Vendor Site	SHARE(POLIS.PPU OF HIERARCHY VNDRSITE.HVNDRSITE PARENT)
Purchase Order Line Item State Cube: POLIS	SHR_PQ_ORG	Pick Quantity Share Organization	SHARE(POLIS.PQ OF HIERARCHY ORGANIZATION.HORG PARENT)
Purchase Order Line Item State Cube: POLIS	SHR_PQ_ PRODUCT	Pick Quantity Share Product	SHARE(POLIS.PQ OF HIERARCHY PRODUCT.HPROD PARENT)
Purchase Order Line Item State Cube: POLIS	SHR_PQ_ VENDOR	Pick Quantity Share Vendor	SHARE(POLIS.PQ OF HIERARCHY VENDOR.HVENDOR PARENT)
Purchase Order Line Item State Cube: POLIS	SHR_PQ_ VNDRSITE	Pick Quantity Share Vendor Site	SHARE(POLIS.PQ OF HIERARCHY VNDRSITE.HVNDRSITE PARENT)
Purchase Order Line Item State Cube: POLIS	SHR_PU_ORG	Pick Units Share Organization	SHARE(POLIS.PU OF HIERARCHY ORGANIZATION.HORG PARENT)
Purchase Order Line Item State Cube: POLIS	SHR_PU_ PRODUCT	Pick Units Share Product	SHARE(POLIS.PU OF HIERARCHY PRODUCT.HPROD PARENT)
Purchase Order Line Item State Cube: POLIS	SHR_PU_ VENDOR	Pick Units Share Vendor	SHARE(POLIS.PU OF HIERARCHY VENDOR.HVENDOR PARENT)
Purchase Order Line Item State Cube: POLIS	SHR_PU_ VNDRSITE	Pick Units Share Vendor Site	SHARE(POLIS.PU OF HIERARCHY VNDRSITE.HVNDRSITE PARENT)

Cube Name	Physical Name	Logical Name	Expression / Calculation
Purchase Order Line Item State Cube: POLIS	SHR_RDA_ORG	Return Discount Amount Share Organization	SHARE(POLIS.RDA OF HIERARCHY ORGANIZATION.HORG PARENT)
Purchase Order Line Item State Cube: POLIS	SHR_RDA_ PRODUCT	Return Discount Amount Share Product	SHARE(POLIS.RDA OF HIERARCHY PRODUCT.HPROD PARENT)
Purchase Order Line Item State Cube: POLIS	SHR_RDA_ VENDOR	Return Discount Amount Share Vendor	SHARE(POLIS.RDA OF HIERARCHY VENDOR.HVENDOR PARENT)
Purchase Order Line Item State Cube: POLIS	SHR_RDA_ VNDRSITE	Return Discount Amount Share Vendor Site	SHARE(POLIS.RDA OF HIERARCHY VNDRSITE.HVNDRSITE PARENT)
Purchase Order Line Item State Cube: POLIS	SHR_RDCA_ORG	Rush Delivery Charge Amount Share Organization	SHARE(POLIS.RDCA OF HIERARCHY ORGANIZATION.HORG PARENT)
Purchase Order Line Item State Cube: POLIS	SHR_RDCA_ PRODUCT	Rush Delivery Charge Amount Share Product	SHARE(POLIS.RDCA OF HIERARCHY PRODUCT.HPROD PARENT)
Purchase Order Line Item State Cube: POLIS	SHR_RDCA_ VENDOR	Rush Delivery Charge Amount Share Vendor	SHARE(POLIS.RDCA OF HIERARCHY VENDOR.HVENDOR PARENT)
Purchase Order Line Item State Cube: POLIS	SHR_RDCA_ VNDRSITE	Rush Delivery Charge Amount Share Vendor Site	SHARE(POLIS.RDCA OF HIERARCHY VNDRSITE.HVNDRSITE PARENT)
Purchase Order Line Item State Cube: POLIS	SHR_RNDCA_ORG	Return Delivery Charge Amount Share Organization	SHARE(POLIS.RNDCA OF HIERARCHY ORGANIZATION.HORG PARENT)
Purchase Order Line Item State Cube: POLIS	SHR_RNDCA_ PRODUCT	Return Delivery Charge Amount Share Product	SHARE(POLIS.RNDCA OF HIERARCHY PRODUCT.HPROD PARENT)
Purchase Order Line Item State Cube: POLIS	SHR_RNDCA_ VENDOR	Return Delivery Charge Amount Share Vendor	SHARE(POLIS.RNDCA OF HIERARCHY VENDOR.HVENDOR PARENT)
Purchase Order Line Item State Cube: POLIS	SHR_RNDCA_ VNDRSITE	Return Delivery Charge Amount Share Vendor Site	SHARE(POLIS.RNDCA OF HIERARCHY VNDRSITE.HVNDRSITE PARENT)
Purchase Order Line Item State Cube: POLIS	SHR_RPOA_ORG	Return Purchase Order Amount Share Organization	SHARE(POLIS.RPOA OF HIERARCHY ORGANIZATION.HORG PARENT)
Purchase Order Line Item State Cube: POLIS	SHR_RPOA_ PRODUCT	Return Purchase Order Amount Share Product	SHARE(POLIS.RPOA OF HIERARCHY PRODUCT.HPROD PARENT)
Purchase Order Line Item State Cube: POLIS	SHR_RPOA_ VENDOR	Return Purchase Order Amount Share Vendor	SHARE(POLIS.RPOA OF HIERARCHY VENDOR.HVENDOR PARENT)
Purchase Order Line Item State Cube: POLIS	SHR_RPOA_ VNDRSITE	Return Purchase Order Amount Share Vendor Site	SHARE(POLIS.RPOA OF HIERARCHY VNDRSITE.HVNDRSITE PARENT)
Purchase Order Line Item State Cube: POLIS	SHR_RQ_ORG	Return Quantity Share Organization	SHARE(POLIS.RQ OF HIERARCHY ORGANIZATION.HORG PARENT)
Purchase Order Line Item State Cube: POLIS	SHR_RQ_ PRODUCT	Return Quantity Share Product	SHARE(POLIS.RQ OF HIERARCHY PRODUCT.HPROD PARENT)
Purchase Order Line Item State Cube: POLIS	SHR_RQ_ VENDOR	Return Quantity Share Vendor	SHARE(POLIS.RQ OF HIERARCHY VENDOR.HVENDOR PARENT)
Purchase Order Line Item State Cube: POLIS	SHR_RQ_ VNDRSITE	Return Quantity Share Vendor Site	SHARE(POLIS.RQ OF HIERARCHY VNDRSITE.HVNDRSITE PARENT)

Cube Name	Physical Name	Logical Name	Expression / Calculation
Purchase Order Line Item State Cube: POLIS	SHR_RRDCA_ORG	Return Rush Delivery Charge Amount Share Organization	SHARE(POLIS.RRDCA OF HIERARCHY ORGANIZATION.HORG PARENT)
Purchase Order Line Item State Cube: POLIS	SHR_RRDCA_ PRODUCT	Return Rush Delivery Charge Amount Share Product	SHARE(POLIS.RRDCA OF HIERARCHY PRODUCT.HPROD PARENT)
Purchase Order Line Item State Cube: POLIS	SHR_RRDCA_ VENDOR	Return Rush Delivery Charge Amount Share Vendor	SHARE(POLIS.RRDCA OF HIERARCHY VENDOR.HVENDOR PARENT)
Purchase Order Line Item State Cube: POLIS	SHR_RRDCA_ VNDRSITE	Return Rush Delivery Charge Amount Share Vendor Site	SHARE(POLIS.RRDCA OF HIERARCHY VNDRSITE.HVNDRSITE PARENT)
Purchase Order Line Item State Cube: POLIS	SHR_RSCA_ORG	Return Service Charge Amount Share Organization	SHARE(POLIS.RSCA OF HIERARCHY ORGANIZATION.HORG PARENT)
Purchase Order Line Item State Cube: POLIS	SHR_RSCA_ PRODUCT	Return Service Charge Amount Share Product	SHARE(POLIS.RSCA OF HIERARCHY PRODUCT.HPROD PARENT)
Purchase Order Line Item State Cube: POLIS	SHR_RSCA_ VENDOR	Return Service Charge Amount Share Vendor	SHARE(POLIS.RSCA OF HIERARCHY VENDOR.HVENDOR PARENT)
Purchase Order Line Item State Cube: POLIS	SHR_RSCA_ VNDRSITE	Return Service Charge Amount Share Vendor Site	SHARE(POLIS.RSCA OF HIERARCHY VNDRSITE.HVNDRSITE PARENT)
Purchase Order Line Item State Cube: POLIS	SHR_RTA_ORG	Return Tax Amount Share Organization	SHARE(POLIS.RTA OF HIERARCHY ORGANIZATION.HORG PARENT)
Purchase Order Line Item State Cube: POLIS	SHR_RTA_ PRODUCT	Return Tax Amount Share Product	SHARE(POLIS.RTA OF HIERARCHY PRODUCT.HPROD PARENT)
Purchase Order Line Item State Cube: POLIS	SHR_RTA_ VENDOR	Return Tax Amount Share Vendor	SHARE(POLIS.RTA OF HIERARCHY VENDOR.HVENDOR PARENT)
Purchase Order Line Item State Cube: POLIS	SHR_RTA_ VNDRSITE	Return Tax Amount Share Vendor Site	SHARE(POLIS.RTA OF HIERARCHY VNDRSITE.HVNDRSITE PARENT)
Purchase Order Line Item State Cube: POLIS	SHR_RU_ORG	Return Units Share Organization	SHARE(POLIS.RU OF HIERARCHY ORGANIZATION.HORG PARENT)
Purchase Order Line Item State Cube: POLIS	SHR_RU_ PRODUCT	Return Units Share Product	SHARE(POLIS.RU OF HIERARCHY PRODUCT.HPROD PARENT)
Purchase Order Line Item State Cube: POLIS	SHR_RU_VENDOR	Return Units Share Vendor	SHARE(POLIS.RU OF HIERARCHY VENDOR.HVENDOR PARENT)
Purchase Order Line Item State Cube: POLIS	SHR_RU_ VNDRSITE	Return Units Share Vendor Site	SHARE(POLIS.RU OF HIERARCHY VNDRSITE.HVNDRSITE PARENT)
Purchase Order Line Item State Cube: POLIS	SHR_SA_ORG	Shipped Amount Share Organization	SHARE(POLIS.SA OF HIERARCHY ORGANIZATION.HORG PARENT)
Purchase Order Line Item State Cube: POLIS	SHR_SA_ PRODUCT	Shipped Amount Share Product	SHARE(POLIS.SA OF HIERARCHY PRODUCT.HPROD PARENT)
Purchase Order Line Item State Cube: POLIS	SHR_SA_VENDOR	Shipped Amount Share Vendor	SHARE(POLIS.SA OF HIERARCHY VENDOR.HVENDOR PARENT)
Purchase Order Line Item State Cube: POLIS	SHR_SA_ VNDRSITE	Shipped Amount Share Vendor Site	SHARE(POLIS.SA OF HIERARCHY VNDRSITE.HVNDRSITE PARENT)
Purchase Order Line Item State Cube: POLIS	SHR_SCA_ORG	Service Charge Amount Share Organization	SHARE(POLIS.SCA OF HIERARCHY ORGANIZATION.HORG PARENT)
Purchase Order Line Item State Cube: POLIS	SHR_SCA_ PRODUCT	Service Charge Amount Share Product	SHARE(POLIS.SCA OF HIERARCHY PRODUCT.HPROD PARENT)

Cube Name	Physical Name	Logical Name	Expression / Calculation
Purchase Order Line Item State Cube: POLIS	SHR_SCA_VENDOR	Service Charge Amount Share Vendor	SHARE(POLIS.SCA OF HIERARCHY VENDOR.HVENDOR PARENT)
Purchase Order Line Item State Cube: POLIS	SHR_SCA_VNDRSITE	Service Charge Amount Share Vendor Site	SHARE(POLIS.SCA OF HIERARCHY VNDRSITE.HVNDRSITE PARENT)
Purchase Order Line Item State Cube: POLIS	SHR_SQ_ORG	Shipped Quantity Share Organization	SHARE(POLIS.SQ OF HIERARCHY ORGANIZATION.HORG PARENT)
Purchase Order Line Item State Cube: POLIS	SHR_SQ_PRODUCT	Shipped Quantity Share Product	SHARE(POLIS.SQ OF HIERARCHY PRODUCT.HPROD PARENT)
Purchase Order Line Item State Cube: POLIS	SHR_SQ_VENDOR	Shipped Quantity Share Vendor	SHARE(POLIS.SQ OF HIERARCHY VENDOR.HVENDOR PARENT)
Purchase Order Line Item State Cube: POLIS	SHR_SQ_VNDRSITE	Shipped Quantity Share Vendor Site	SHARE(POLIS.SQ OF HIERARCHY VNDRSITE.HVNDRSITE PARENT)
Purchase Order Line Item State Cube: POLIS	SHR_SU_ORG	Shipped Units Share Organization	SHARE(POLIS.SU OF HIERARCHY ORGANIZATION.HORG PARENT)
Purchase Order Line Item State Cube: POLIS	SHR_SU_PRODUCT	Shipped Units Share Product	SHARE(POLIS.SU OF HIERARCHY PRODUCT.HPROD PARENT)
Purchase Order Line Item State Cube: POLIS	SHR_SU_VENDOR	Shipped Units Share Vendor	SHARE(POLIS.SU OF HIERARCHY VENDOR.HVENDOR PARENT)
Purchase Order Line Item State Cube: POLIS	SHR_SU_VNDRSITE	Shipped Units Share Vendor Site	SHARE(POLIS.SU OF HIERARCHY VNDRSITE.HVNDRSITE PARENT)
Purchase Order Line Item State Cube: POLIS	SHR_TA_ORG	Tax Amount Share Organization	SHARE(POLIS.TA OF HIERARCHY ORGANIZATION.HORG PARENT)
Purchase Order Line Item State Cube: POLIS	SHR_TA_PRODUCT	Tax Amount Share Product	SHARE(POLIS.TA OF HIERARCHY PRODUCT.HPROD PARENT)
Purchase Order Line Item State Cube: POLIS	SHR_TA_VENDOR	Tax Amount Share Vendor	SHARE(POLIS.TA OF HIERARCHY VENDOR.HVENDOR PARENT)
Purchase Order Line Item State Cube: POLIS	SHR_TA_VNDRSITE	Tax Amount Share Vendor Site	SHARE(POLIS.TA OF HIERARCHY VNDRSITE.HVNDRSITE PARENT)
Purchase Order Line Item State Cube: POLIS	SQ_LP	Shipped Quantity Last Period	LAG(POLIS.SQ, 1) OVER HIERARCHY ("TIME".HTBSNS)
Purchase Order Line Item State Cube: POLIS	SQ_LP_CHG	Shipped Quantity Last Period Change	LAG_VARIANCE(POLIS.SQ, 1) OVER HIERARCHY ("TIME".HTBSNS)
Purchase Order Line Item State Cube: POLIS	SQ_LP_PCT_CHG	Shipped Quantity Last Period % Change	LAG_VARIANCE_PERCENT(POLIS.SQ, 1) OVER HIERARCHY ("TIME".HTBSNS)
Purchase Order Line Item State Cube: POLIS	SQ_LY	Shipped Quantity Last Year	LAG(POLIS.SQ, 1) OVER HIERARCHY ("TIME".HTBSNS BY ANCESTOR AT LEVEL "TIME".HTBSNS.BSNS_YR POSITION FROM BEGINNING)
Purchase Order Line Item State Cube: POLIS	SQ_LY_CHG	Shipped Quantity Last Year Change	LAG_VARIANCE(POLIS.SQ, 1) OVER HIERARCHY ("TIME".HTBSNS BY ANCESTOR AT LEVEL "TIME".HTBSNS.BSNS_YR POSITION FROM BEGINNING)
Purchase Order Line Item State Cube: POLIS	SQ_LY_PCT_CHG	Shipped Quantity Last Year % Change	LAG_VARIANCE_PERCENT(POLIS.SQ, 1) OVER HIERARCHY ("TIME".HTBSNS BY ANCESTOR AT LEVEL "TIME".HTBSNS.BSNS_YR POSITION FROM BEGINNING)
Purchase Order Line Item State Cube: POLIS	SQ_YTD	Shipped Quantity YTD	SUM(POLIS.SQ) OVER HIERARCHY ("TIME".HTBSNS BETWEEN UNBOUNDED PRECEDING AND CURRENT MEMBER WITHIN ANCESTOR AT LEVEL "TIME".BSNS_YR)
Purchase Order Line Item State Cube: POLIS	SQ_YTD_LY	Shipped Quantity YTD Last Year	LAG(POLIS.SQ_YTD, 1) OVER HIERARCHY ("TIME".HTBSNS BY ANCESTOR AT LEVEL "TIME".HTBSNS.BSNS_YR POSITION FROM BEGINNING)

Cube Name	Physical Name	Logical Name	Expression / Calculation
Purchase Order Line Item State Cube: POLIS	SQ_YTD_LY_CHG	Shipped Quantity YTD Last Year Change	LAG(POLIS.SQ_YTD, 1) OVER HIERARCHY ("TIME".HTBSNS BY ANCESTOR AT LEVEL "TIME".HTBSNS.BSNS_YR POSITION FROM BEGINNING)
Purchase Order Line Item State Cube: POLIS	SQ_YTD_LY_PCT_CHG	Shipped Quantity YTD Last Year % Change	LAG_VARIANCE_PERCENT(POLIS.SQ_YTD, 1) OVER HIERARCHY ("TIME".HTBSNS BY ANCESTOR AT LEVEL "TIME".HTBSNS.BSNS_YR POSITION FROM BEGINNING)
Purchase Order Line Item State Cube: POLIS	SU_LP	Shipped Units Last Period	LAG(POLIS.SU, 1) OVER HIERARCHY ("TIME".HTBSNS)
Purchase Order Line Item State Cube: POLIS	SU_LP_CHG	Shipped Units Last Period Change	LAG_VARIANCE(POLIS.SU, 1) OVER HIERARCHY ("TIME".HTBSNS)
Purchase Order Line Item State Cube: POLIS	SU_LP_PCT_CHG	Shipped Units Last Period % Change	LAG_VARIANCE_PERCENT(POLIS.SU, 1) OVER HIERARCHY ("TIME".HTBSNS)
Purchase Order Line Item State Cube: POLIS	SU_LY	Shipped Units Last Year	LAG(POLIS.SU, 1) OVER HIERARCHY ("TIME".HTBSNS BY ANCESTOR AT LEVEL "TIME".HTBSNS.BSNS_YR POSITION FROM BEGINNING)
Purchase Order Line Item State Cube: POLIS	SU_LY_CHG	Shipped Units Last Year Change	LAG_VARIANCE(POLIS.SU, 1) OVER HIERARCHY ("TIME".HTBSNS BY ANCESTOR AT LEVEL "TIME".HTBSNS.BSNS_YR POSITION FROM BEGINNING)
Purchase Order Line Item State Cube: POLIS	SU_LY_PCT_CHG	Shipped Units Last Year % Change	LAG_VARIANCE_PERCENT(POLIS.SU, 1) OVER HIERARCHY ("TIME".HTBSNS BY ANCESTOR AT LEVEL "TIME".HTBSNS.BSNS_YR POSITION FROM BEGINNING)
Purchase Order Line Item State Cube: POLIS	SU_YTD	Shipped Units YTD	SUM(POLIS.SU) OVER HIERARCHY ("TIME".HTBSNS BETWEEN UNBOUNDED PRECEDING AND CURRENT MEMBER WITHIN ANCESTOR AT LEVEL "TIME".BSNS_YR)
Purchase Order Line Item State Cube: POLIS	SU_YTD_LY	Shipped Units YTD Last Year	LAG(POLIS.SU_YTD, 1) OVER HIERARCHY ("TIME".HTBSNS BY ANCESTOR AT LEVEL "TIME".HTBSNS.BSNS_YR POSITION FROM BEGINNING)
Purchase Order Line Item State Cube: POLIS	SU_YTD_LY_CHG	Shipped Units YTD Last Year Change	LAG(POLIS.SU_YTD, 1) OVER HIERARCHY ("TIME".HTBSNS BY ANCESTOR AT LEVEL "TIME".HTBSNS.BSNS_YR POSITION FROM BEGINNING)
Purchase Order Line Item State Cube: POLIS	SU_YTD_LY_PCT_CHG	Shipped Units YTD Last Year % Change	LAG_VARIANCE_PERCENT(POLIS.SU_YTD, 1) OVER HIERARCHY ("TIME".HTBSNS BY ANCESTOR AT LEVEL "TIME".HTBSNS.BSNS_YR POSITION FROM BEGINNING)
Purchase Order Line Item State Cube: POLIS	TA_LP	Tax Amount Last Period	LAG(POLIS.TA, 1) OVER HIERARCHY ("TIME".HTBSNS)
Purchase Order Line Item State Cube: POLIS	TA_LP_CHG	Tax Amount Last Period Change	LAG_VARIANCE(POLIS.TA, 1) OVER HIERARCHY ("TIME".HTBSNS)
Purchase Order Line Item State Cube: POLIS	TA_LP_PCT_CHG	Tax Amount Last Period % Change	LAG_VARIANCE_PERCENT(POLIS.TA, 1) OVER HIERARCHY ("TIME".HTBSNS)
Purchase Order Line Item State Cube: POLIS	TA_LY	Tax Amount Last Year	LAG(POLIS.TA, 1) OVER HIERARCHY ("TIME".HTBSNS BY ANCESTOR AT LEVEL "TIME".HTBSNS.BSNS_YR POSITION FROM BEGINNING)
Purchase Order Line Item State Cube: POLIS	TA_LY_CHG	Tax Amount Last Year Change	LAG_VARIANCE(POLIS.TA, 1) OVER HIERARCHY ("TIME".HTBSNS BY ANCESTOR AT LEVEL "TIME".HTBSNS.BSNS_YR POSITION FROM BEGINNING)

Cube Name	Physical Name	Logical Name	Expression / Calculation
Purchase Order Line Item State Cube: POLIS	TA_LY_PCT_CHG	Tax Amount Last Year % Change	LAG_VARIANCE_PERCENT(POLIS.TA, 1) OVER HIERARCHY ("TIME".HTBSNS BY ANCESTOR AT LEVEL "TIME".HTBSNS.BSNS_YR POSITION FROM BEGINNING)
Purchase Order Line Item State Cube: POLIS	TA_YTD	Tax Amount YTD	SUM(POLIS.TA) OVER HIERARCHY ("TIME".HTBSNS BETWEEN UNBOUNDED PRECEDING AND CURRENT MEMBER WITHIN ANCESTOR AT LEVEL "TIME".BSNS_YR)
Purchase Order Line Item State Cube: POLIS	TA_YTD_LY	Tax Amount YTD Last Year	LAG(POLIS.TA_YTD, 1) OVER HIERARCHY ("TIME".HTBSNS BY ANCESTOR AT LEVEL "TIME".HTBSNS.BSNS_YR POSITION FROM BEGINNING)
Purchase Order Line Item State Cube: POLIS	TA_YTD_LY_CHG	Tax Amount YTD Last Year Change	LAG(POLIS.TA_YTD, 1) OVER HIERARCHY ("TIME".HTBSNS BY ANCESTOR AT LEVEL "TIME".HTBSNS.BSNS_YR POSITION FROM BEGINNING)
Purchase Order Line Item State Cube: POLIS	TA_YTD_LY_PCT_ CHG	Tax Amount YTD Last Year % Change	LAG_VARIANCE_PERCENT(POLIS.TA_YTD, 1) OVER HIERARCHY ("TIME".HTBSNS BY ANCESTOR AT LEVEL "TIME".HTBSNS.BSNS_YR POSITION FROM BEGINNING)

Purchase Order State Cube: POS

This Cube contains Purchase Order State Measures

Physical Name: POS

Dimensionality

The Purchase Order StateCube is loaded from the relational schema at these dimension levels.

Purchase Order State Cube Dimensions

OLAP Cube	Dimension Number	OLAP Dimension	OLAP Dimension Type
Purchase Order State Cube: POS	1	Time: TIME	TIME
Purchase Order State Cube: POS	2	Organization: ORGANIZATION	STANDARD
Purchase Order State Cube: POS	3	Vendor: VENDOR	STANDARD
Purchase Order State Cube: POS	4	Vendor Site: VNDRSITE	STANDARD
Purchase Order State Cube: POS	5	Unit Of Measure: UOM	STANDARD
Purchase Order State Cube: POS	6	Order Type: ORDRTYP	STANDARD

Aggregation, Load Information

Purchase Order State Cube Aggregation, Load Information

OLAP Cube	Order	OLAP Dimension	Operator	Aggregate from Level
Purchase Order State Cube: POS	1	Time: TIME	SUM	Default
Purchase Order State Cube: POS	2	Organization: ORGANIZATION	SUM	Default

OLAP Cube	Order	OLAP Dimension	Operator	Aggregate from Level
Purchase Order State Cube: POS	3	Vendor: VENDOR	SUM	Default
Purchase Order State Cube: POS	4	Vendor Site: VNDRSITE	SUM	Default
Purchase Order State Cube: POS	5	Unit Of Measure: UOM	SUM	Default
Purchase Order State Cube: POS	6	Order Type: ORDRTYP	SUM	Default

Base Measures with Description, Logical Name and Mapping Expression

Purchase Order State Cube Base Measures

Cube Name	Physical Name	Logical Name	Mapping Expression
Purchase Order State Cube: POS	ALTA	Altered Amount	DWD_PCHSE_ORDR_STATE.ALTRD_AMT
Purchase Order State Cube: POS	ALTQ	Altered Quantity	DWD_PCHSE_ORDR_STATE.ALTRD_QTY
Purchase Order State Cube: POS	ALTU	Altered Units	DWD_PCHSE_ORDR_STATE.ALTRD_UNITS
Purchase Order State Cube: POS	AQ	Allocated Quantity	DWD_PCHSE_ORDR_STATE.ALCTD_QTY
Purchase Order State Cube: POS	AU	Allocated Units	DWD_PCHSE_ORDR_STATE.ALCTD_UNITS
Purchase Order State Cube: POS	BLQ	Billed Quantity	DWD_PCHSE_ORDR_STATE.BLLD_QTY
Purchase Order State Cube: POS	BLU	Billed Units	DWD_PCHSE_ORDR_STATE.BLLD_UNITS
Purchase Order State Cube: POS	BQ	Booked Quantity	DWD_PCHSE_ORDR_STATE.BKD_QTY
Purchase Order State Cube: POS	BTCD	Book To Cancel Days	DWD_PCHSE_ORDR_STATE.BK_TO_CNCL_DAYS
Purchase Order State Cube: POS	BTDCD	Book To Delivery Complete Days	DWD_PCHSE_ORDR_STATE.BK_TO_DLVRY_CMPLT_DAYS
Purchase Order State Cube: POS	BTSD	Book To Shipment Days	DWD_PCHSE_ORDR_STATE.BK_TO_SHPMNT_DAYS
Purchase Order State Cube: POS	BU	Booked Units	DWD_PCHSE_ORDR_STATE.BKD_UNITS
Purchase Order State Cube: POS	CDA	Cancel Discount Amount	DWD_PCHSE_ORDR_STATE.CNCL_DISC_AMT
Purchase Order State Cube: POS	CDCA	Cancel Delivery Charge Amount	DWD_PCHSE_ORDR_STATE.CNCL_RUSH_DLVRY_CHRG_AMT
Purchase Order State Cube: POS	CPA	Cancel Purchase Order Amount	DWD_PCHSE_ORDR_STATE.CNCL_PO_AMT
Purchase Order State Cube: POS	CQ	Cancelled Quantity	DWD_PCHSE_ORDR_STATE.CNCL_QTY
Purchase Order State Cube: POS	CRDCA	Cancel Rush Delivery Charge Amount	DWD_PCHSE_ORDR_STATE.CNCL_DLVRY_CHRG_AMT
Purchase Order State Cube: POS	CSCA	Cancel Service Charge Amount	DWD_PCHSE_ORDR_STATE.CNCL_SRVC_CHRG_AMT
Purchase Order State Cube: POS	CTA	Cancel Tax Amount	DWD_PCHSE_ORDR_STATE.CNCL_TAX_AMT
Purchase Order State Cube: POS	CU	Cancelled Units	DWD_PCHSE_ORDR_STATE.CNCL_UNITS

Cube Name	Physical Name	Logical Name	Mapping Expression
Purchase Order State Cube: POS	DA	Discount Amount	DWD_PCHSE_ORDR_STATE.DISC_AMT
Purchase Order State Cube: POS	DCA	Delivery Charge Amount	DWD_PCHSE_ORDR_STATE.DLVRY_CHRG_AMT
Purchase Order State Cube: POS	DQ	Delivered Quantity	DWD_PCHSE_ORDR_STATE.DLVRD_QTY
Purchase Order State Cube: POS	DU	Delivered Units	DWD_PCHSE_ORDR_STATE.DLVRD_UNITS
Purchase Order State Cube: POS	NA	Net Amount	DWD_PCHSE_ORDR_STATE.NET_AMT
Purchase Order State Cube: POS	OQ	Order Quantity	DWD_PCHSE_ORDR_STATE.ORDR_QTY
Purchase Order State Cube: POS	OTA	Original Tax Amount	DWD_PCHSE_ORDR_STATE.ORGNL_TAX_AMT
Purchase Order State Cube: POS	OU	Order Units	DWD_PCHSE_ORDR_STATE.ORDR_UNITS
Purchase Order State Cube: POS	PNDA	Pending Amount	DWD_PCHSE_ORDR_STATE.PNDNG_AMT
Purchase Order State Cube: POS	PNDQ	Pending Quantity	DWD_PCHSE_ORDR_STATE.PNDNG_QTY
Purchase Order State Cube: POS	PNDU	Pending Units	DWD_PCHSE_ORDR_STATE.PNDNG_UNITS
Purchase Order State Cube: POS	POA	Purchase Order Amount	DWD_PCHSE_ORDR_STATE.PO_AMT
Purchase Order State Cube: POS	POCA	Purchase Order Cost Amount	DWD_PCHSE_ORDR_STATE.PO_COST_AMT
Purchase Order State Cube: POS	PPA	Pickup Amount	DWD_PCHSE_ORDR_STATE.PCKUP_AMT
Purchase Order State Cube: POS	PPQ	Pickup Quantity	DWD_PCHSE_ORDR_STATE.PCKUP_QTY
Purchase Order State Cube: POS	PPU	Pickup Units	DWD_PCHSE_ORDR_STATE.PCKUP_UNITS
Purchase Order State Cube: POS	PQ	Pick Quantity	DWD_PCHSE_ORDR_STATE.PICK_QTY
Purchase Order State Cube: POS	PU	Pick Units	DWD_PCHSE_ORDR_STATE.PICK_UNITS
Purchase Order State Cube: POS	RDA	Return Discount Amount	DWD_PCHSE_ORDR_STATE.RETRN_DISC_AMT
Purchase Order State Cube: POS	RDCA	Rush Delivery Charge Amount	DWD_PCHSE_ORDR_STATE.RUSH_DLVRY_CHRG_AMT
Purchase Order State Cube: POS	RNDCA	Return Delivery Charge Amount	DWD_PCHSE_ORDR_STATE.RETRN_DLVRY_CHRG_AMT
Purchase Order State Cube: POS	RPOA	Return Purchase Order Amount	DWD_PCHSE_ORDR_STATE.RETRN_PO_AMT
Purchase Order State Cube: POS	RQ	Return Quantity	DWD_PCHSE_ORDR_STATE.RETRN_QTY
Purchase Order State Cube: POS	RRDCA	Return Rush Delivery Charge Amount	DWD_PCHSE_ORDR_STATE.RETRN_RUSH_DLVRY_CHRG_AMT
Purchase Order State Cube: POS	RSCA	Return Service Charge Amount	DWD_PCHSE_ORDR_STATE.RETRN_SRVC_CHRG_AMT
Purchase Order State Cube: POS	RTA	Return Tax Amount	DWD_PCHSE_ORDR_STATE.RETRN_TAX_AMT

Cube Name	Physical Name	Logical Name	Mapping Expression
Purchase Order State Cube: POS	RU	Return Units	DWD_PCHSE_ORDR_STATE.RETRN_UNITS
Purchase Order State Cube: POS	SA	Shipped Amount	DWD_PCHSE_ORDR_STATE.SHIPD_AMT
Purchase Order State Cube: POS	SCA	Service Charge Amount	DWD_PCHSE_ORDR_STATE.SRVC_CHRG_AMT
Purchase Order State Cube: POS	SQ	Shipped Quantity	DWD_PCHSE_ORDR_STATE.SHIPD_QTY
Purchase Order State Cube: POS	SU	Shipped Units	DWD_PCHSE_ORDR_STATE.SHIPD_UNITS
Purchase Order State Cube: POS	TA	Tax Amount	DWD_PCHSE_ORDR_STATE.TAX_AMT

Derived Measure with Description, Logical Name and Expression / Calculation
Purchase Order State Cube Derived Measures

Cube Name	Physical Name	Logical Name	Expression / Calculation
Purchase Order State Cube: POS	ALTA_LP	Altered Amount Last Period	LAG(POS.ALTA, 1) OVER HIERARCHY ("TIME".HTBSNS)
Purchase Order State Cube: POS	ALTA_LP_CHG	Altered Amount Last Period Change	LAG_VARIANCE(POS.ALTA, 1) OVER HIERARCHY ("TIME".HTBSNS)
Purchase Order State Cube: POS	ALTA_LP_PCT_CHG	Altered Amount Last Period % Change	LAG_VARIANCE_PERCENT(POS.ALTA, 1) OVER HIERARCHY ("TIME".HTBSNS)
Purchase Order State Cube: POS	ALTA_LY	Altered Amount Last Year	LAG(POS.ALTA, 1) OVER HIERARCHY ("TIME".HTBSNS BY ANCESTOR AT LEVEL "TIME".HTBSNS.BSNS_YR POSITION FROM BEGINNING)
Purchase Order State Cube: POS	ALTA_LY_CHG	Altered Amount Last Year Change	LAG_VARIANCE(POS.ALTA, 1) OVER HIERARCHY ("TIME".HTBSNS BY ANCESTOR AT LEVEL "TIME".HTBSNS.BSNS_YR POSITION FROM BEGINNING)
Purchase Order State Cube: POS	ALTA_LY_PCT_CHG	Altered Amount Last Year % Change	LAG_VARIANCE_PERCENT(POS.ALTA, 1) OVER HIERARCHY ("TIME".HTBSNS BY ANCESTOR AT LEVEL "TIME".HTBSNS.BSNS_YR POSITION FROM BEGINNING)
Purchase Order State Cube: POS	ALTA_YTD	Altered Amount YTD	SUM(POS.ALTA) OVER HIERARCHY ("TIME".HTBSNS BETWEEN UNBOUNDED PRECEDING AND CURRENT MEMBER WITHIN ANCESTOR AT LEVEL "TIME".BSNS_YR)
Purchase Order State Cube: POS	ALTA_YTD_LY	Altered Amount YTD Last Year	LAG(POS.ALTA_YTD, 1) OVER HIERARCHY ("TIME".HTBSNS BY ANCESTOR AT LEVEL "TIME".HTBSNS.BSNS_YR POSITION FROM BEGINNING)
Purchase Order State Cube: POS	ALTA_YTD_LY_CHG	Altered Amount YTD Last Year Change	LAG(POS.ALTA_YTD, 1) OVER HIERARCHY ("TIME".HTBSNS BY ANCESTOR AT LEVEL "TIME".HTBSNS.BSNS_YR POSITION FROM BEGINNING)
Purchase Order State Cube: POS	ALTA_YTD_LY_PCT_CHG	Altered Amount YTD Last Year % Change	LAG_VARIANCE_PERCENT(POS.ALTA_YTD, 1) OVER HIERARCHY ("TIME".HTBSNS BY ANCESTOR AT LEVEL "TIME".HTBSNS.BSNS_YR POSITION FROM BEGINNING)
Purchase Order State Cube: POS	ALTQ_LP	Altered Quantity Last Period	LAG(POS.ALTQ, 1) OVER HIERARCHY ("TIME".HTBSNS)
Purchase Order State Cube: POS	ALTQ_LP_CHG	Altered Quantity Last Period Change	LAG_VARIANCE(POS.ALTQ, 1) OVER HIERARCHY ("TIME".HTBSNS)

Cube Name	Physical Name	Logical Name	Expression / Calculation
Purchase Order State Cube: POS	ALTQ_LP_PCT_CHG	Altered Quantity Last Period % Change	LAG_VARIANCE_PERCENT(POS.ALTQ, 1) OVER HIERARCHY ("TIME".HTBSNS)
Purchase Order State Cube: POS	ALTQ_LY	Altered Quantity Last Year	LAG(POS.ALTQ, 1) OVER HIERARCHY ("TIME".HTBSNS BY ANCESTOR AT LEVEL "TIME".HTBSNS.BSNS_YR POSITION FROM BEGINNING)
Purchase Order State Cube: POS	ALTQ_LY_CHG	Altered Quantity Last Year Change	LAG_VARIANCE(POS.ALTQ, 1) OVER HIERARCHY ("TIME".HTBSNS BY ANCESTOR AT LEVEL "TIME".HTBSNS.BSNS_YR POSITION FROM BEGINNING)
Purchase Order State Cube: POS	ALTQ_LY_PCT_CHG	Altered Quantity Last Year % Change	LAG_VARIANCE_PERCENT(POS.ALTQ, 1) OVER HIERARCHY ("TIME".HTBSNS BY ANCESTOR AT LEVEL "TIME".HTBSNS.BSNS_YR POSITION FROM BEGINNING)
Purchase Order State Cube: POS	ALTQ_YTD	Altered Quantity YTD	SUM(POS.ALTQ) OVER HIERARCHY ("TIME".HTBSNS BETWEEN UNBOUNDED PRECEDING AND CURRENT MEMBER WITHIN ANCESTOR AT LEVEL "TIME".BSNS_ YR)
Purchase Order State Cube: POS	ALTQ_YTD_LY	Altered Quantity YTD Last Year	LAG(POS.ALTQ_YTD, 1) OVER HIERARCHY ("TIME".HTBSNS BY ANCESTOR AT LEVEL "TIME".HTBSNS.BSNS_YR POSITION FROM BEGINNING)
Purchase Order State Cube: POS	ALTQ_YTD_LY_CHG	Altered Quantity YTD Last Year Change	LAG(POS.ALTQ_YTD, 1) OVER HIERARCHY ("TIME".HTBSNS BY ANCESTOR AT LEVEL "TIME".HTBSNS.BSNS_YR POSITION FROM BEGINNING)
Purchase Order State Cube: POS	ALTQ_YTD_LY_ PCT_CHG	Altered Quantity YTD Last Year % Change	LAG_VARIANCE_PERCENT(POS.ALTQ_YTD, 1) OVER HIERARCHY ("TIME".HTBSNS BY ANCESTOR AT LEVEL "TIME".HTBSNS.BSNS_YR POSITION FROM BEGINNING)
Purchase Order State Cube: POS	ALTU_LP	Altered Units Last Period	LAG(POS.ALTU, 1) OVER HIERARCHY ("TIME".HTBSNS)
Purchase Order State Cube: POS	ALTU_LP_CHG	Altered Units Last Period Change	LAG_VARIANCE(POS.ALTU, 1) OVER HIERARCHY ("TIME".HTBSNS)
Purchase Order State Cube: POS	ALTU_LP_PCT_CHG	Altered Units Last Period % Change	LAG_VARIANCE_PERCENT(POS.ALTU, 1) OVER HIERARCHY ("TIME".HTBSNS)
Purchase Order State Cube: POS	ALTU_LY	Altered Units Last Year	LAG(POS.ALTU, 1) OVER HIERARCHY ("TIME".HTBSNS BY ANCESTOR AT LEVEL "TIME".HTBSNS.BSNS_YR POSITION FROM BEGINNING)
Purchase Order State Cube: POS	ALTU_LY_CHG	Altered Units Last Year Change	LAG_VARIANCE(POS.ALTU, 1) OVER HIERARCHY ("TIME".HTBSNS BY ANCESTOR AT LEVEL "TIME".HTBSNS.BSNS_YR POSITION FROM BEGINNING)
Purchase Order State Cube: POS	ALTU_LY_PCT_CHG	Altered Units Last Year % Change	LAG_VARIANCE_PERCENT(POS.ALTU, 1) OVER HIERARCHY ("TIME".HTBSNS BY ANCESTOR AT LEVEL "TIME".HTBSNS.BSNS_YR POSITION FROM BEGINNING)
Purchase Order State Cube: POS	ALTU_YTD	Altered Units YTD	SUM(POS.ALTU) OVER HIERARCHY ("TIME".HTBSNS BETWEEN UNBOUNDED PRECEDING AND CURRENT MEMBER WITHIN ANCESTOR AT LEVEL "TIME".BSNS_ YR)
Purchase Order State Cube: POS	ALTU_YTD_LY	Altered Units YTD Last Year	LAG(POS.ALTU_YTD, 1) OVER HIERARCHY ("TIME".HTBSNS BY ANCESTOR AT LEVEL "TIME".HTBSNS.BSNS_YR POSITION FROM BEGINNING)
Purchase Order State Cube: POS	ALTU_YTD_LY_CHG	Altered Units YTD Last Year Change	LAG(POS.ALTU_YTD, 1) OVER HIERARCHY ("TIME".HTBSNS BY ANCESTOR AT LEVEL "TIME".HTBSNS.BSNS_YR POSITION FROM BEGINNING)

Cube Name	Physical Name	Logical Name	Expression / Calculation
Purchase Order State Cube: POS	ALTU_YTD_LY_ PCT_CHG	Altered Units YTD Last Year % Change	LAG_VARIANCE_PERCENT(POS.ALTU_YTD, 1) OVER HIERARCHY ("TIME".HTBSNS BY ANCESTOR AT LEVEL "TIME".HTBSNS.BSNS_YR POSITION FROM BEGINNING)
Purchase Order State Cube: POS	AQ_LP	Allocated Quantity Last Period	LAG(POS.AQ, 1) OVER HIERARCHY ("TIME".HTBSNS)
Purchase Order State Cube: POS	AQ_LP_CHG	Allocated Quantity Last Period Change	LAG_VARIANCE(POS.AQ, 1) OVER HIERARCHY ("TIME".HTBSNS)
Purchase Order State Cube: POS	AQ_LP_PCT_CHG	Allocated Quantity Last Period % Change	LAG_VARIANCE_PERCENT(POS.AQ, 1) OVER HIERARCHY ("TIME".HTBSNS)
Purchase Order State Cube: POS	AQ_LY	Allocated Quantity Last Year	LAG(POS.AQ, 1) OVER HIERARCHY ("TIME".HTBSNS BY ANCESTOR AT LEVEL "TIME".HTBSNS.BSNS_YR POSITION FROM BEGINNING)
Purchase Order State Cube: POS	AQ_LY_CHG	Allocated Quantity Last Year Change	LAG_VARIANCE(POS.AQ, 1) OVER HIERARCHY ("TIME".HTBSNS BY ANCESTOR AT LEVEL "TIME".HTBSNS.BSNS_YR POSITION FROM BEGINNING)
Purchase Order State Cube: POS	AQ_LY_PCT_CHG	Allocated Quantity Last Year % Change	LAG_VARIANCE_PERCENT(POS.AQ, 1) OVER HIERARCHY ("TIME".HTBSNS BY ANCESTOR AT LEVEL "TIME".HTBSNS.BSNS_YR POSITION FROM BEGINNING)
Purchase Order State Cube: POS	AQ_YTD	Allocated Quantity YTD	SUM(POS.AQ) OVER HIERARCHY ("TIME".HTBSNS BETWEEN UNBOUNDED PRECEDING AND CURRENT MEMBER WITHIN ANCESTOR AT LEVEL "TIME".BSNS_ YR)
Purchase Order State Cube: POS	AQ_YTD_LY	Allocated Quantity YTD Last Year	POS.AQ + POS.AQ
Purchase Order State Cube: POS	AQ_YTD_LY_CHG	Allocated Quantity YTD Last Year Change	LAG(POS.AQ_YTD, 1) OVER HIERARCHY ("TIME".HTBSNS BY ANCESTOR AT LEVEL "TIME".HTBSNS.BSNS_YR POSITION FROM BEGINNING)
Purchase Order State Cube: POS	AQ_YTD_LY_PCT_ CHG	Allocated Quantity YTD Last Year % Change	LAG_VARIANCE_PERCENT(POS.AQ_YTD, 1) OVER HIERARCHY ("TIME".HTBSNS BY ANCESTOR AT LEVEL "TIME".HTBSNS.BSNS_YR POSITION FROM BEGINNING)
Purchase Order State Cube: POS	AU_LP	Allocated Units Last Period	LAG(POS.AU, 1) OVER HIERARCHY ("TIME".HTBSNS)
Purchase Order State Cube: POS	AU_LP_CHG	Allocated Units Last Period Change	LAG_VARIANCE(POS.AU, 1) OVER HIERARCHY ("TIME".HTBSNS)
Purchase Order State Cube: POS	AU_LP_PCT_CHG	Allocated Units Last Period % Change	LAG_VARIANCE_PERCENT(POS.AU, 1) OVER HIERARCHY ("TIME".HTBSNS)
Purchase Order State Cube: POS	AU_LY	Allocated Units Last Year	LAG(POS.AU, 1) OVER HIERARCHY ("TIME".HTBSNS BY ANCESTOR AT LEVEL "TIME".HTBSNS.BSNS_YR POSITION FROM BEGINNING)
Purchase Order State Cube: POS	AU_LY_CHG	Allocated Units Last Year Change	LAG_VARIANCE(POS.AU, 1) OVER HIERARCHY ("TIME".HTBSNS BY ANCESTOR AT LEVEL "TIME".HTBSNS.BSNS_YR POSITION FROM BEGINNING)
Purchase Order State Cube: POS	AU_LY_PCT_CHG	Allocated Units Last Year % Change	LAG_VARIANCE_PERCENT(POS.AU, 1) OVER HIERARCHY ("TIME".HTBSNS BY ANCESTOR AT LEVEL "TIME".HTBSNS.BSNS_YR POSITION FROM BEGINNING)
Purchase Order State Cube: POS	AU_YTD	Allocated Units YTD	SUM(POS.AU) OVER HIERARCHY ("TIME".HTBSNS BETWEEN UNBOUNDED PRECEDING AND CURRENT MEMBER WITHIN ANCESTOR AT LEVEL "TIME".BSNS_ YR)

Cube Name	Physical Name	Logical Name	Expression / Calculation
Purchase Order State Cube: POS	AU_YTD_LY	Allocated Units YTD Last Year	POS.AU + POS.AU
Purchase Order State Cube: POS	AU_YTD_LY_CHG	Allocated Units YTD Last Year Change	LAG(POS.AU_YTD, 1) OVER HIERARCHY ("TIME".HTBSNS BY ANCESTOR AT LEVEL "TIME".HTBSNS.BSNS_YR POSITION FROM BEGINNING)
Purchase Order State Cube: POS	AU_YTD_LY_PCT_ CHG	Allocated Units YTD Last Year % Change	LAG_VARIANCE_PERCENT(POS.AU_YTD, 1) OVER HIERARCHY ("TIME".HTBSNS BY ANCESTOR AT LEVEL "TIME".HTBSNS.BSNS_YR POSITION FROM BEGINNING)
Purchase Order State Cube: POS	BLQ_LP	Billed Quantity Last Period	LAG(POS.BLQ, 1) OVER HIERARCHY ("TIME".HTBSNS)
Purchase Order State Cube: POS	BLQ_LP_CHG	Billed Quantity Last Period Change	LAG_VARIANCE(POS.BLQ, 1) OVER HIERARCHY ("TIME".HTBSNS)
Purchase Order State Cube: POS	BLQ_LP_PCT_CHG	Billed Quantity Last Period % Change	LAG_VARIANCE_PERCENT(POS.BLQ, 1) OVER HIERARCHY ("TIME".HTBSNS)
Purchase Order State Cube: POS	BLQ_LY	Billed Quantity Last Year	LAG(POS.BLQ, 1) OVER HIERARCHY ("TIME".HTBSNS BY ANCESTOR AT LEVEL "TIME".HTBSNS.BSNS_YR POSITION FROM BEGINNING)
Purchase Order State Cube: POS	BLQ_LY_CHG	Billed Quantity Last Year Change	LAG_VARIANCE(POS.BLQ, 1) OVER HIERARCHY ("TIME".HTBSNS BY ANCESTOR AT LEVEL "TIME".HTBSNS.BSNS_YR POSITION FROM BEGINNING)
Purchase Order State Cube: POS	BLQ_LY_PCT_CHG	Billed Quantity Last Year % Change	LAG_VARIANCE_PERCENT(POS.BLQ, 1) OVER HIERARCHY ("TIME".HTBSNS BY ANCESTOR AT LEVEL "TIME".HTBSNS.BSNS_YR POSITION FROM BEGINNING)
Purchase Order State Cube: POS	BLQ_YTD	Billed Quantity YTD	SUM(POS.BLQ) OVER HIERARCHY ("TIME".HTBSNS BETWEEN UNBOUNDED PRECEDING AND CURRENT MEMBER WITHIN ANCESTOR AT LEVEL "TIME".BSNS_ YR)
Purchase Order State Cube: POS	BLQ_YTD_LY	Billed Quantity YTD Last Year	LAG(POS.BLQ_YTD, 1) OVER HIERARCHY ("TIME".HTBSNS BY ANCESTOR AT LEVEL "TIME".HTBSNS.BSNS_YR POSITION FROM BEGINNING)
Purchase Order State Cube: POS	BLQ_YTD_LY_CHG	Billed Quantity YTD Last Year Change	LAG(POS.BLQ_YTD, 1) OVER HIERARCHY ("TIME".HTBSNS BY ANCESTOR AT LEVEL "TIME".HTBSNS.BSNS_YR POSITION FROM BEGINNING)
Purchase Order State Cube: POS	BLQ_YTD_LY_PCT_ CHG	Billed Quantity YTD Last Year % Change	LAG_VARIANCE_PERCENT(POS.BLQ_YTD, 1) OVER HIERARCHY ("TIME".HTBSNS BY ANCESTOR AT LEVEL "TIME".HTBSNS.BSNS_YR POSITION FROM BEGINNING)
Purchase Order State Cube: POS	BLU_LP	Billed Units Last Period	LAG(POS.BLU, 1) OVER HIERARCHY ("TIME".HTBSNS)
Purchase Order State Cube: POS	BLU_LP_CHG	Billed Units Last Period Change	LAG_VARIANCE(POS.BLU, 1) OVER HIERARCHY ("TIME".HTBSNS)
Purchase Order State Cube: POS	BLU_LP_PCT_CHG	Billed Units Last Period % Change	LAG_VARIANCE_PERCENT(POS.BLU, 1) OVER HIERARCHY ("TIME".HTBSNS)
Purchase Order State Cube: POS	BLU_LY	Billed Units Last Year	LAG(POS.BLU, 1) OVER HIERARCHY ("TIME".HTBSNS BY ANCESTOR AT LEVEL "TIME".HTBSNS.BSNS_YR POSITION FROM BEGINNING)
Purchase Order State Cube: POS	BLU_LY_CHG	Billed Units Last Year Change	LAG_VARIANCE(POS.BLU, 1) OVER HIERARCHY ("TIME".HTBSNS BY ANCESTOR AT LEVEL "TIME".HTBSNS.BSNS_YR POSITION FROM BEGINNING)

Cube Name	Physical Name	Logical Name	Expression / Calculation
Purchase Order State Cube: POS	BLU_LY_PCT_CHG	Billed Units Last Year % Change	LAG_VARIANCE_PERCENT(POS.BLU, 1) OVER HIERARCHY ("TIME".HTBSNS BY ANCESTOR AT LEVEL "TIME".HTBSNS.BSNS_YR POSITION FROM BEGINNING)
Purchase Order State Cube: POS	BLU_YTD	Billed Units YTD	SUM(POS.BLU) OVER HIERARCHY ("TIME".HTBSNS BETWEEN UNBOUNDED PRECEDING AND CURRENT MEMBER WITHIN ANCESTOR AT LEVEL "TIME".BSNS_ YR)
Purchase Order State Cube: POS	BLU_YTD_LY	Billed Units YTD Last Year	POS.BLU + POS.BLU
Purchase Order State Cube: POS	BLU_YTD_LY_CHG	Billed Units YTD Last Year Change	LAG(POS.BLU_YTD, 1) OVER HIERARCHY ("TIME".HTBSNS BY ANCESTOR AT LEVEL "TIME".HTBSNS.BSNS_YR POSITION FROM BEGINNING)
Purchase Order State Cube: POS	BLU_YTD_LY_PCT_ CHG	Billed Units YTD Last Year % Change	LAG_VARIANCE_PERCENT(POS.BLU_YTD, 1) OVER HIERARCHY ("TIME".HTBSNS BY ANCESTOR AT LEVEL "TIME".HTBSNS.BSNS_YR POSITION FROM BEGINNING)
Purchase Order State Cube: POS	BQ_LP	Booked Quantity Last Period	LAG(POS.BQ, 1) OVER HIERARCHY ("TIME".HTBSNS)
Purchase Order State Cube: POS	BQ_LP_CHG	Booked Quantity Last Period Change	LAG_VARIANCE(POS.BQ, 1) OVER HIERARCHY ("TIME".HTBSNS)
Purchase Order State Cube: POS	BQ_LP_PCT_CHG	Booked Quantity Last Period % Change	LAG_VARIANCE_PERCENT(POS.BQ, 1) OVER HIERARCHY ("TIME".HTBSNS)
Purchase Order State Cube: POS	BQ_LY	Booked Quantity Last Year	LAG(POS.BQ, 1) OVER HIERARCHY ("TIME".HTBSNS BY ANCESTOR AT LEVEL "TIME".HTBSNS.BSNS_YR POSITION FROM BEGINNING)
Purchase Order State Cube: POS	BQ_LY_CHG	Booked Quantity Last Year Change	LAG_VARIANCE(POS.BQ, 1) OVER HIERARCHY ("TIME".HTBSNS BY ANCESTOR AT LEVEL "TIME".HTBSNS.BSNS_YR POSITION FROM BEGINNING)
Purchase Order State Cube: POS	BQ_LY_PCT_CHG	Booked Quantity Last Year % Change	LAG_VARIANCE_PERCENT(POS.BQ, 1) OVER HIERARCHY ("TIME".HTBSNS BY ANCESTOR AT LEVEL "TIME".HTBSNS.BSNS_YR POSITION FROM BEGINNING)
Purchase Order State Cube: POS	BQ_YTD	Booked Quantity YTD	SUM(POS.BQ) OVER HIERARCHY ("TIME".HTBSNS BETWEEN UNBOUNDED PRECEDING AND CURRENT MEMBER WITHIN ANCESTOR AT LEVEL "TIME".BSNS_ YR)
Purchase Order State Cube: POS	BQ_YTD_LY	Booked Quantity YTD Last Year	LAG(POS.BQ_YTD, 1) OVER HIERARCHY ("TIME".HTBSNS BY ANCESTOR AT LEVEL "TIME".HTBSNS.BSNS_YR POSITION FROM BEGINNING)
Purchase Order State Cube: POS	BQ_YTD_LY_CHG	Booked Quantity YTD Last Year Change	LAG(POS.BQ_YTD, 1) OVER HIERARCHY ("TIME".HTBSNS BY ANCESTOR AT LEVEL "TIME".HTBSNS.BSNS_YR POSITION FROM BEGINNING)
Purchase Order State Cube: POS	BQ_YTD_LY_PCT_ CHG	Booked Quantity YTD Last Year % Change	LAG_VARIANCE_PERCENT(POS.BQ_YTD, 1) OVER HIERARCHY ("TIME".HTBSNS BY ANCESTOR AT LEVEL "TIME".HTBSNS.BSNS_YR POSITION FROM BEGINNING)
Purchase Order State Cube: POS	BTCD_LP	Book To Cancel Days Last Period	LAG(POS.BTCD, 1) OVER HIERARCHY ("TIME".HTBSNS)
Purchase Order State Cube: POS	BTCD_LP_CHG	Book To Cancel Days Last Period Change	LAG_VARIANCE(POS.BTCD, 1) OVER HIERARCHY ("TIME".HTBSNS)
Purchase Order State Cube: POS	BTCD_LP_PCT_CHG	Book To Cancel Days Last Period % Change	LAG_VARIANCE_PERCENT(POS.BTCD, 1) OVER HIERARCHY ("TIME".HTBSNS)

Cube Name	Physical Name	Logical Name	Expression / Calculation
Purchase Order State Cube: POS	BTCD_LY	Book To Cancel Days Last Year	LAG(POS.BTCD, 1) OVER HIERARCHY ("TIME".HTBSNS BY ANCESTOR AT LEVEL "TIME".HTBSNS.BSNS_YR POSITION FROM BEGINNING)
Purchase Order State Cube: POS	BTCD_LY_CHG	Book To Cancel Days Last Year Change	LAG_VARIANCE(POS.BTCD, 1) OVER HIERARCHY ("TIME".HTBSNS BY ANCESTOR AT LEVEL "TIME".HTBSNS.BSNS_YR POSITION FROM BEGINNING)
Purchase Order State Cube: POS	BTCD_LY_PCT_CHG	Book To Cancel Days Last Year % Change	LAG_VARIANCE_PERCENT(POS.BTCD, 1) OVER HIERARCHY ("TIME".HTBSNS BY ANCESTOR AT LEVEL "TIME".HTBSNS.BSNS_YR POSITION FROM BEGINNING)
Purchase Order State Cube: POS	BTCD_YTD	Book To Cancel Days YTD	SUM(POS.BTCD) OVER HIERARCHY ("TIME".HTBSNS BETWEEN UNBOUNDED PRECEDING AND CURRENT MEMBER WITHIN ANCESTOR AT LEVEL "TIME".BSNS_ YR)
Purchase Order State Cube: POS	BTCD_YTD_LY	Book To Cancel Days YTD Last Year	LAG(POS.BTCD_YTD, 1) OVER HIERARCHY ("TIME".HTBSNS BY ANCESTOR AT LEVEL "TIME".HTBSNS.BSNS_YR POSITION FROM BEGINNING)
Purchase Order State Cube: POS	BTCD_YTD_LY_CHG	Book To Cancel Days YTD Last Year Change	LAG(POS.BTCD_YTD, 1) OVER HIERARCHY ("TIME".HTBSNS BY ANCESTOR AT LEVEL "TIME".HTBSNS.BSNS_YR POSITION FROM BEGINNING)
Purchase Order State Cube: POS	BTCD_YTD_LY_ PCT_CHG	Book To Cancel Days YTD Last Year % Change	LAG_VARIANCE_PERCENT(POS.BTCD_YTD, 1) OVER HIERARCHY ("TIME".HTBSNS BY ANCESTOR AT LEVEL "TIME".HTBSNS.BSNS_YR POSITION FROM BEGINNING)
Purchase Order State Cube: POS	BTDCD_LP	Book To Delivery Complete Days Last Period	LAG(POS.BTDCD, 1) OVER HIERARCHY ("TIME".HTBSNS)
Purchase Order State Cube: POS	BTDCD_LP_CHG	Book To Delivery Complete Days Last Period Change	LAG_VARIANCE(POS.BTDCD, 1) OVER HIERARCHY ("TIME".HTBSNS)
Purchase Order State Cube: POS	BTDCD_LP_PCT_ CHG	Book To Delivery Complete Days Last Period % Change	LAG_VARIANCE_PERCENT(POS.BTDCD, 1) OVER HIERARCHY ("TIME".HTBSNS)
Purchase Order State Cube: POS	BTDCD_LY	Book To Delivery Complete Days Last Year	LAG(POS.BTDCD, 1) OVER HIERARCHY ("TIME".HTBSNS BY ANCESTOR AT LEVEL "TIME".HTBSNS.BSNS_YR POSITION FROM BEGINNING)
Purchase Order State Cube: POS	BTDCD_LY_CHG	Book To Delivery Complete Days Last Year Change	LAG_VARIANCE(POS.BTDCD, 1) OVER HIERARCHY ("TIME".HTBSNS BY ANCESTOR AT LEVEL "TIME".HTBSNS.BSNS_YR POSITION FROM BEGINNING)
Purchase Order State Cube: POS	BTDCD_LY_PCT_ CHG	Book To Delivery Complete Days Last Year % Change	LAG_VARIANCE_PERCENT(POS.BTDCD, 1) OVER HIERARCHY ("TIME".HTBSNS BY ANCESTOR AT LEVEL "TIME".HTBSNS.BSNS_YR POSITION FROM BEGINNING)
Purchase Order State Cube: POS	BTDCD_YTD	Book To Delivery Complete Days YTD	SUM(POS.BTDCD) OVER HIERARCHY ("TIME".HTBSNS BETWEEN UNBOUNDED PRECEDING AND CURRENT MEMBER WITHIN ANCESTOR AT LEVEL "TIME".BSNS_ YR)
Purchase Order State Cube: POS	BTDCD_YTD_LY	Book To Delivery Complete Days YTD Last Year	LAG(POS.BTDCD_YTD, 1) OVER HIERARCHY ("TIME".HTBSNS BY ANCESTOR AT LEVEL "TIME".HTBSNS.BSNS_YR POSITION FROM BEGINNING)

Cube Name	Physical Name	Logical Name	Expression / Calculation
Purchase Order State Cube: POS	BTDCD_YTD_LY_ CHG	Book To Delivery Complete Days YTD Last Year Change	LAG(POS.BTDCD_YTD, 1) OVER HIERARCHY ("TIME".HTBSNS BY ANCESTOR AT LEVEL "TIME".HTBSNS.BSNS_YR POSITION FROM BEGINNING)
Purchase Order State Cube: POS	BTDCD_YTD_LY_ PCT_CHG	Book To Delivery Complete Days YTD Last Year % Change	LAG_VARIANCE_PERCENT(POS.BTDCD_YTD, 1) OVER HIERARCHY ("TIME".HTBSNS BY ANCESTOR AT LEVEL "TIME".HTBSNS.BSNS_YR POSITION FROM BEGINNING)
Purchase Order State Cube: POS	BTSD_LP	Book To Shipment Days Last Period	LAG(POS.BTSD, 1) OVER HIERARCHY ("TIME".HTBSNS)
Purchase Order State Cube: POS	BTSD_LP_CHG	Book To Shipment Days Last Period Change	LAG_VARIANCE(POS.BTSD, 1) OVER HIERARCHY ("TIME".HTBSNS)
Purchase Order State Cube: POS	BTSD_LP_PCT_CHG	Book To Shipment Days Last Period % Change	LAG_VARIANCE_PERCENT(POS.BTSD, 1) OVER HIERARCHY ("TIME".HTBSNS)
Purchase Order State Cube: POS	BTSD_LY	Book To Shipment Days Last Year	LAG(POS.BTSD, 1) OVER HIERARCHY ("TIME".HTBSNS BY ANCESTOR AT LEVEL "TIME".HTBSNS.BSNS_YR POSITION FROM BEGINNING)
Purchase Order State Cube: POS	BTSD_LY_CHG	Book To Shipment Days Last Year Change	LAG_VARIANCE(POS.BTSD, 1) OVER HIERARCHY ("TIME".HTBSNS BY ANCESTOR AT LEVEL "TIME".HTBSNS.BSNS_YR POSITION FROM BEGINNING)
Purchase Order State Cube: POS	BTSD_LY_PCT_CHG	Book To Shipment Days Last Year % Change	LAG_VARIANCE_PERCENT(POS.BTSD, 1) OVER HIERARCHY ("TIME".HTBSNS BY ANCESTOR AT LEVEL "TIME".HTBSNS.BSNS_YR POSITION FROM BEGINNING)
Purchase Order State Cube: POS	BTSD_YTD	Book To Shipment Days YTD	SUM(POS.BTSD) OVER HIERARCHY ("TIME".HTBSNS BETWEEN UNBOUNDED PRECEDING AND CURRENT MEMBER WITHIN ANCESTOR AT LEVEL "TIME".BSNS_YR)
Purchase Order State Cube: POS	BTSD_YTD_LY	Book To Shipment Days YTD Last Year	LAG(POS.BTSD_YTD, 1) OVER HIERARCHY ("TIME".HTBSNS BY ANCESTOR AT LEVEL "TIME".HTBSNS.BSNS_YR POSITION FROM BEGINNING)
Purchase Order State Cube: POS	BTSD_YTD_LY_CHG	Book To Shipment Days YTD Last Year Change	LAG(POS.BTSD_YTD, 1) OVER HIERARCHY ("TIME".HTBSNS BY ANCESTOR AT LEVEL "TIME".HTBSNS.BSNS_YR POSITION FROM BEGINNING)
Purchase Order State Cube: POS	BTSD_YTD_LY_PCT_ CHG	Book To Shipment Days YTD Last Year % Change	LAG_VARIANCE_PERCENT(POS.BTSD_YTD, 1) OVER HIERARCHY ("TIME".HTBSNS BY ANCESTOR AT LEVEL "TIME".HTBSNS.BSNS_YR POSITION FROM BEGINNING)
Purchase Order State Cube: POS	BU_LP	Booked Units Last Period	LAG(POS.BU, 1) OVER HIERARCHY ("TIME".HTBSNS)
Purchase Order State Cube: POS	BU_LP_CHG	Booked Units Last Period Change	LAG_VARIANCE(POS.BU, 1) OVER HIERARCHY ("TIME".HTBSNS)
Purchase Order State Cube: POS	BU_LP_PCT_CHG	Booked Units Last Period % Change	LAG_VARIANCE_PERCENT(POS.BU, 1) OVER HIERARCHY ("TIME".HTBSNS)
Purchase Order State Cube: POS	BU_LY	Booked Units Last Year	LAG(POS.BU, 1) OVER HIERARCHY ("TIME".HTBSNS BY ANCESTOR AT LEVEL "TIME".HTBSNS.BSNS_YR POSITION FROM BEGINNING)
Purchase Order State Cube: POS	BU_LY_CHG	Booked Units Last Year Change	LAG_VARIANCE(POS.BU, 1) OVER HIERARCHY ("TIME".HTBSNS BY ANCESTOR AT LEVEL "TIME".HTBSNS.BSNS_YR POSITION FROM BEGINNING)

Cube Name	Physical Name	Logical Name	Expression / Calculation
Purchase Order State Cube: POS	BU_LY_PCT_CHG	Booked Units Last Year % Change	LAG_VARIANCE_PERCENT(POS.BU, 1) OVER HIERARCHY ("TIME".HTBSNS BY ANCESTOR AT LEVEL "TIME".HTBSNS.BSNS_YR POSITION FROM BEGINNING)
Purchase Order State Cube: POS	BU_YTD	Booked Units YTD	SUM(POS.BU) OVER HIERARCHY ("TIME".HTBSNS BETWEEN UNBOUNDED PRECEDING AND CURRENT MEMBER WITHIN ANCESTOR AT LEVEL "TIME".BSNS_ YR)
Purchase Order State Cube: POS	BU_YTD_LY	Booked Units YTD Last Year	LAG(POS.BU_YTD, 1) OVER HIERARCHY ("TIME".HTBSNS BY ANCESTOR AT LEVEL "TIME".HTBSNS.BSNS_YR POSITION FROM BEGINNING)
Purchase Order State Cube: POS	BU_YTD_LY_CHG	Booked Units YTD Last Year Change	LAG(POS.BU_YTD, 1) OVER HIERARCHY ("TIME".HTBSNS BY ANCESTOR AT LEVEL "TIME".HTBSNS.BSNS_YR POSITION FROM BEGINNING)
Purchase Order State Cube: POS	BU_YTD_LY_PCT_ CHG	Booked Units YTD Last Year % Change	LAG_VARIANCE_PERCENT(POS.BU_YTD, 1) OVER HIERARCHY ("TIME".HTBSNS BY ANCESTOR AT LEVEL "TIME".HTBSNS.BSNS_YR POSITION FROM BEGINNING)
Purchase Order State Cube: POS	CDA_LP	Cancel Discount Amount Last Period	LAG(POS.CDA, 1) OVER HIERARCHY ("TIME".HTBSNS)
Purchase Order State Cube: POS	CDA_LP_CHG	Cancel Discount Amount Last Period Change	LAG_VARIANCE(POS.CDA, 1) OVER HIERARCHY ("TIME".HTBSNS)
Purchase Order State Cube: POS	CDA_LP_PCT_CHG	Cancel Discount Amount Last Period % Change	LAG_VARIANCE_PERCENT(POS.CDA, 1) OVER HIERARCHY ("TIME".HTBSNS)
Purchase Order State Cube: POS	CDA_LY	Cancel Discount Amount Last Year	LAG(POS.CDA, 1) OVER HIERARCHY ("TIME".HTBSNS BY ANCESTOR AT LEVEL "TIME".HTBSNS.BSNS_YR POSITION FROM BEGINNING)
Purchase Order State Cube: POS	CDA_LY_CHG	Cancel Discount Amount Last Year Change	LAG_VARIANCE(POS.CDA, 1) OVER HIERARCHY ("TIME".HTBSNS BY ANCESTOR AT LEVEL "TIME".HTBSNS.BSNS_YR POSITION FROM BEGINNING)
Purchase Order State Cube: POS	CDA_LY_PCT_CHG	Cancel Discount Amount Last Year % Change	LAG_VARIANCE_PERCENT(POS.CDA, 1) OVER HIERARCHY ("TIME".HTBSNS BY ANCESTOR AT LEVEL "TIME".HTBSNS.BSNS_YR POSITION FROM BEGINNING)
Purchase Order State Cube: POS	CDA_YTD	Cancel Discount Amount YTD	SUM(POS.CDA) OVER HIERARCHY ("TIME".HTBSNS BETWEEN UNBOUNDED PRECEDING AND CURRENT MEMBER WITHIN ANCESTOR AT LEVEL "TIME".BSNS_ YR)
Purchase Order State Cube: POS	CDA_YTD_LY	Cancel Discount Amount YTD Last Year	LAG(POS.CDA_YTD, 1) OVER HIERARCHY ("TIME".HTBSNS BY ANCESTOR AT LEVEL "TIME".HTBSNS.BSNS_YR POSITION FROM BEGINNING)
Purchase Order State Cube: POS	CDA_YTD_LY_CHG	Cancel Discount Amount YTD Last Year Change	LAG(POS.CDA_YTD, 1) OVER HIERARCHY ("TIME".HTBSNS BY ANCESTOR AT LEVEL "TIME".HTBSNS.BSNS_YR POSITION FROM BEGINNING)
Purchase Order State Cube: POS	CDA_YTD_LY_PCT_ CHG	Cancel Discount Amount YTD Last Year % Change	LAG_VARIANCE_PERCENT(POS.CDA_YTD, 1) OVER HIERARCHY ("TIME".HTBSNS BY ANCESTOR AT LEVEL "TIME".HTBSNS.BSNS_YR POSITION FROM BEGINNING)
Purchase Order State Cube: POS	CDCA_LP	Cancel Delivery Charge Amount Last Period	LAG(POS.CDCA, 1) OVER HIERARCHY ("TIME".HTBSNS)

Cube Name	Physical Name	Logical Name	Expression / Calculation
Purchase Order State Cube: POS	CDCA_LP_CHG	Cancel Delivery Charge Amount Last Period Change	LAG_VARIANCE(POS.CDCA, 1) OVER HIERARCHY ("TIME".HTBSNS)
Purchase Order State Cube: POS	CDCA_LP_PCT_ CHG	Cancel Delivery Charge Amount Last Period % Change	LAG_VARIANCE_PERCENT(POS.CDCA, 1) OVER HIERARCHY ("TIME".HTBSNS)
Purchase Order State Cube: POS	CDCA_LY	Cancel Delivery Charge Amount Last Year	LAG(POS.CDCA, 1) OVER HIERARCHY ("TIME".HTBSNS BY ANCESTOR AT LEVEL "TIME".HTBSNS.BSNS_YR POSITION FROM BEGINNING)
Purchase Order State Cube: POS	CDCA_LY_CHG	Cancel Delivery Charge Amount Last Year Change	LAG_VARIANCE(POS.CDCA, 1) OVER HIERARCHY ("TIME".HTBSNS BY ANCESTOR AT LEVEL "TIME".HTBSNS.BSNS_YR POSITION FROM BEGINNING)
Purchase Order State Cube: POS	CDCA_LY_PCT_ CHG	Cancel Delivery Charge Amount Last Year % Change	LAG_VARIANCE_PERCENT(POS.CDCA, 1) OVER HIERARCHY ("TIME".HTBSNS BY ANCESTOR AT LEVEL "TIME".HTBSNS.BSNS_YR POSITION FROM BEGINNING)
Purchase Order State Cube: POS	CDCA_YTD	Cancel Delivery Charge Amount YTD	SUM(POS.CDCA) OVER HIERARCHY ("TIME".HTBSNS BETWEEN UNBOUNDED PRECEDING AND CURRENT MEMBER WITHIN ANCESTOR AT LEVEL "TIME".BSNS_ YR)
Purchase Order State Cube: POS	CDCA_YTD_LY	Cancel Delivery Charge Amount YTD Last Year	LAG(POS.CDCA_YTD, 1) OVER HIERARCHY ("TIME".HTBSNS BY ANCESTOR AT LEVEL "TIME".HTBSNS.BSNS_YR POSITION FROM BEGINNING)
Purchase Order State Cube: POS	CDCA_YTD_LY_ CHG	Cancel Delivery Charge Amount YTD Last Year Change	LAG(POS.CDCA_YTD, 1) OVER HIERARCHY ("TIME".HTBSNS BY ANCESTOR AT LEVEL "TIME".HTBSNS.BSNS_YR POSITION FROM BEGINNING)
Purchase Order State Cube: POS	CDCA_YTD_LY_ PCT_CHG	Cancel Delivery Charge Amount YTD Last Year % Change	LAG_VARIANCE_PERCENT(POS.CDCA_YTD, 1) OVER HIERARCHY ("TIME".HTBSNS BY ANCESTOR AT LEVEL "TIME".HTBSNS.BSNS_YR POSITION FROM BEGINNING)
Purchase Order State Cube: POS	CPA_LP	Cancel Purchase Order Amount Last Period	LAG(POS.CPA, 1) OVER HIERARCHY ("TIME".HTBSNS)
Purchase Order State Cube: POS	CPA_LP_CHG	Cancel Purchase Order Amount Last Period Change	LAG_VARIANCE(POS.CPA, 1) OVER HIERARCHY ("TIME".HTBSNS)
Purchase Order State Cube: POS	CPA_LP_PCT_CHG	Cancel Purchase Order Amount Last Period % Change	LAG_VARIANCE_PERCENT(POS.CPA, 1) OVER HIERARCHY ("TIME".HTBSNS)
Purchase Order State Cube: POS	CPA_LY	Cancel Purchase Order Amount Last Year	LAG(POS.CPA, 1) OVER HIERARCHY ("TIME".HTBSNS BY ANCESTOR AT LEVEL "TIME".HTBSNS.BSNS_YR POSITION FROM BEGINNING)
Purchase Order State Cube: POS	CPA_LY_CHG	Cancel Purchase Order Amount Last Year Change	LAG_VARIANCE(POS.CPA, 1) OVER HIERARCHY ("TIME".HTBSNS BY ANCESTOR AT LEVEL "TIME".HTBSNS.BSNS_YR POSITION FROM BEGINNING)
Purchase Order State Cube: POS	CPA_LY_PCT_CHG	Cancel Purchase Order Amount Last Year % Change	LAG_VARIANCE_PERCENT(POS.CPA, 1) OVER HIERARCHY ("TIME".HTBSNS BY ANCESTOR AT LEVEL "TIME".HTBSNS.BSNS_YR POSITION FROM BEGINNING)
Purchase Order State Cube: POS	CPA_YTD	Cancel Purchase Order Amount YTD	SUM(POS.CPA) OVER HIERARCHY ("TIME".HTBSNS BETWEEN UNBOUNDED PRECEDING AND CURRENT MEMBER WITHIN ANCESTOR AT LEVEL "TIME".BSNS_ YR)

Cube Name	Physical Name	Logical Name	Expression / Calculation
Purchase Order State Cube: POS	CPA_YTD_LY	Cancel Purchase Order Amount YTD Last Year	LAG(POS.CPA_YTD, 1) OVER HIERARCHY ("TIME".HTBSNS BY ANCESTOR AT LEVEL "TIME".HTBSNS.BSNS_YR POSITION FROM BEGINNING)
Purchase Order State Cube: POS	CPA_YTD_LY_CHG	Cancel Purchase Order Amount YTD Last Year Change	LAG(POS.CPA_YTD, 1) OVER HIERARCHY ("TIME".HTBSNS BY ANCESTOR AT LEVEL "TIME".HTBSNS.BSNS_YR POSITION FROM BEGINNING)
Purchase Order State Cube: POS	CPA_YTD_LY_PCT_ CHG	Cancel Purchase Order Amount YTD Last Year % Change	LAG_VARIANCE_PERCENT(POS.CPA_YTD, 1) OVER HIERARCHY ("TIME".HTBSNS BY ANCESTOR AT LEVEL "TIME".HTBSNS.BSNS_YR POSITION FROM BEGINNING)
Purchase Order State Cube: POS	CQ_LP	Cancelled Quantity Last Period	LAG(POS.CQ, 1) OVER HIERARCHY ("TIME".HTBSNS)
Purchase Order State Cube: POS	CQ_LP_CHG	Cancelled Quantity Last Period Change	LAG_VARIANCE(POS.CQ, 1) OVER HIERARCHY ("TIME".HTBSNS)
Purchase Order State Cube: POS	CQ_LP_PCT_CHG	Cancelled Quantity Last Period % Change	LAG_VARIANCE_PERCENT(POS.CQ, 1) OVER HIERARCHY ("TIME".HTBSNS)
Purchase Order State Cube: POS	CQ_LY	Cancelled Quantity Last Year	LAG(POS.CQ, 1) OVER HIERARCHY ("TIME".HTBSNS BY ANCESTOR AT LEVEL "TIME".HTBSNS.BSNS_YR POSITION FROM BEGINNING)
Purchase Order State Cube: POS	CQ_LY_CHG	Cancelled Quantity Last Year Change	LAG_VARIANCE(POS.CQ, 1) OVER HIERARCHY ("TIME".HTBSNS BY ANCESTOR AT LEVEL "TIME".HTBSNS.BSNS_YR POSITION FROM BEGINNING)
Purchase Order State Cube: POS	CQ_LY_PCT_CHG	Cancelled Quantity Last Year % Change	LAG_VARIANCE_PERCENT(POS.CQ, 1) OVER HIERARCHY ("TIME".HTBSNS BY ANCESTOR AT LEVEL "TIME".HTBSNS.BSNS_YR POSITION FROM BEGINNING)
Purchase Order State Cube: POS	CQ_YTD	Cancelled Quantity YTD	SUM(POS.CQ) OVER HIERARCHY ("TIME".HTBSNS BETWEEN UNBOUNDED PRECEDING AND CURRENT MEMBER WITHIN ANCESTOR AT LEVEL "TIME".BSNS_ YR)
Purchase Order State Cube: POS	CQ_YTD_LY	Cancelled Quantity YTD Last Year	LAG(POS.CQ_YTD, 1) OVER HIERARCHY ("TIME".HTBSNS BY ANCESTOR AT LEVEL "TIME".HTBSNS.BSNS_YR POSITION FROM BEGINNING)
Purchase Order State Cube: POS	CQ_YTD_LY_CHG	Cancelled Quantity YTD Last Year Change	LAG(POS.CQ_YTD, 1) OVER HIERARCHY ("TIME".HTBSNS BY ANCESTOR AT LEVEL "TIME".HTBSNS.BSNS_YR POSITION FROM BEGINNING)
Purchase Order State Cube: POS	CQ_YTD_LY_PCT_ CHG	Cancelled Quantity YTD Last Year % Change	LAG_VARIANCE_PERCENT(POS.CQ_YTD, 1) OVER HIERARCHY ("TIME".HTBSNS BY ANCESTOR AT LEVEL "TIME".HTBSNS.BSNS_YR POSITION FROM BEGINNING)
Purchase Order State Cube: POS	CRDCA_LP	Cancel Rush Delivery Charge Amount Last Period	LAG(POS.CRDCA, 1) OVER HIERARCHY ("TIME".HTBSNS)
Purchase Order State Cube: POS	CRDCA_LP_CHG	Cancel Rush Delivery Charge Amount Last Period Change	LAG_VARIANCE(POS.CRDCA, 1) OVER HIERARCHY ("TIME".HTBSNS)
Purchase Order State Cube: POS	CRDCA_LP_PCT_ CHG	Cancel Rush Delivery Charge Amount Last Period % Change	LAG_VARIANCE_PERCENT(POS.CRDCA, 1) OVER HIERARCHY ("TIME".HTBSNS)
Purchase Order State Cube: POS	CRDCA_LY	Cancel Rush Delivery Charge Amount Last Year	LAG(POS.CRDCA, 1) OVER HIERARCHY ("TIME".HTBSNS BY ANCESTOR AT LEVEL "TIME".HTBSNS.BSNS_YR POSITION FROM BEGINNING)

Cube Name	Physical Name	Logical Name	Expression / Calculation
Purchase Order State Cube: POS	CRDCA_LY_CHG	Cancel Rush Delivery Charge Amount Last Year Change	LAG_VARIANCE(POS.CRDCA, 1) OVER HIERARCHY ("TIME".HTBSNS BY ANCESTOR AT LEVEL "TIME".HTBSNS.BSNS_YR POSITION FROM BEGINNING)
Purchase Order State Cube: POS	CRDCA_LY_PCT_ CHG	Cancel Rush Delivery Charge Amount Last Year % Change	LAG_VARIANCE_PERCENT(POS.CRDCA, 1) OVER HIERARCHY ("TIME".HTBSNS BY ANCESTOR AT LEVEL "TIME".HTBSNS.BSNS_YR POSITION FROM BEGINNING)
Purchase Order State Cube: POS	CRDCA_YTD	Cancel Rush Delivery Charge Amount YTD	SUM(POS.CRDCA) OVER HIERARCHY ("TIME".HTBSNS BETWEEN UNBOUNDED PRECEDING AND CURRENT MEMBER WITHIN ANCESTOR AT LEVEL "TIME".BSNS_ YR)
Purchase Order State Cube: POS	CRDCA_YTD_LY	Cancel Rush Delivery Charge Amount YTD Last Year	LAG(POS.CRDCA_YTD, 1) OVER HIERARCHY ("TIME".HTBSNS BY ANCESTOR AT LEVEL "TIME".HTBSNS.BSNS_YR POSITION FROM BEGINNING)
Purchase Order State Cube: POS	CRDCA_YTD_LY_ CHG	Cancel Rush Delivery Charge Amount YTD Last Year Change	LAG(POS.CRDCA_YTD, 1) OVER HIERARCHY ("TIME".HTBSNS BY ANCESTOR AT LEVEL "TIME".HTBSNS.BSNS_YR POSITION FROM BEGINNING)
Purchase Order State Cube: POS	CRDCA_YTD_LY_ PCT_CHG	Cancel Rush Delivery Charge Amount YTD Last Year % Change	LAG_VARIANCE_PERCENT(POS.CRDCA_YTD, 1) OVER HIERARCHY ("TIME".HTBSNS BY ANCESTOR AT LEVEL "TIME".HTBSNS.BSNS_YR POSITION FROM BEGINNING)
Purchase Order State Cube: POS	CSCA_LP	Cancel Service Charge Amount Last Period	LAG(POS.CSCA, 1) OVER HIERARCHY ("TIME".HTBSNS)
Purchase Order State Cube: POS	CSCA_LP_CHG	Cancel Service Charge Amount Last Period Change	LAG_VARIANCE(POS.CSCA, 1) OVER HIERARCHY ("TIME".HTBSNS)
Purchase Order State Cube: POS	CSCA_LP_PCT_CHG	Cancel Service Charge Amount Last Period % Change	LAG_VARIANCE_PERCENT(POS.CSCA, 1) OVER HIERARCHY ("TIME".HTBSNS)
Purchase Order State Cube: POS	CSCA_LY	Cancel Service Charge Amount Last Year	LAG(POS.CSCA, 1) OVER HIERARCHY ("TIME".HTBSNS BY ANCESTOR AT LEVEL "TIME".HTBSNS.BSNS_YR POSITION FROM BEGINNING)
Purchase Order State Cube: POS	CSCA_LY_CHG	Cancel Service Charge Amount Last Year Change	LAG_VARIANCE(POS.CSCA, 1) OVER HIERARCHY ("TIME".HTBSNS BY ANCESTOR AT LEVEL "TIME".HTBSNS.BSNS_YR POSITION FROM BEGINNING)
Purchase Order State Cube: POS	CSCA_LY_PCT_CHG	Cancel Service Charge Amount Last Year % Change	LAG_VARIANCE_PERCENT(POS.CSCA, 1) OVER HIERARCHY ("TIME".HTBSNS BY ANCESTOR AT LEVEL "TIME".HTBSNS.BSNS_YR POSITION FROM BEGINNING)
Purchase Order State Cube: POS	CSCA_YTD	Cancel Service Charge Amount YTD	SUM(POS.CSCA) OVER HIERARCHY ("TIME".HTBSNS BETWEEN UNBOUNDED PRECEDING AND CURRENT MEMBER WITHIN ANCESTOR AT LEVEL "TIME".BSNS_ YR)
Purchase Order State Cube: POS	CSCA_YTD_LY	Cancel Service Charge Amount YTD Last Year	LAG(POS.CSCA_YTD, 1) OVER HIERARCHY ("TIME".HTBSNS BY ANCESTOR AT LEVEL "TIME".HTBSNS.BSNS_YR POSITION FROM BEGINNING)
Purchase Order State Cube: POS	CSCA_YTD_LY_CHG	Cancel Service Charge Amount YTD Last Year Change	LAG(POS.CSCA_YTD, 1) OVER HIERARCHY ("TIME".HTBSNS BY ANCESTOR AT LEVEL "TIME".HTBSNS.BSNS_YR POSITION FROM BEGINNING)
Purchase Order State Cube: POS	CSCA_YTD_LY_ PCT_CHG	Cancel Service Charge Amount YTD Last Year % Change	LAG_VARIANCE_PERCENT(POS.CSCA_YTD, 1) OVER HIERARCHY ("TIME".HTBSNS BY ANCESTOR AT LEVEL "TIME".HTBSNS.BSNS_YR POSITION FROM BEGINNING)

Cube Name	Physical Name	Logical Name	Expression / Calculation
Purchase Order State Cube: POS	CTA_LP	Cancel Tax Amount Last Period	LAG(POS.CTA, 1) OVER HIERARCHY ("TIME".HTBSNS)
Purchase Order State Cube: POS	CTA_LP_CHG	Cancel Tax Amount Last Period Change	LAG_VARIANCE(POS.CTA, 1) OVER HIERARCHY ("TIME".HTBSNS)
Purchase Order State Cube: POS	CTA_LP_PCT_CHG	Cancel Tax Amount Last Period % Change	LAG_VARIANCE_PERCENT(POS.CTA, 1) OVER HIERARCHY ("TIME".HTBSNS)
Purchase Order State Cube: POS	CTA_LY	Cancel Tax Amount Last Year	LAG(POS.CTA, 1) OVER HIERARCHY ("TIME".HTBSNS BY ANCESTOR AT LEVEL "TIME".HTBSNS.BSNS_YR POSITION FROM BEGINNING)
Purchase Order State Cube: POS	CTA_LY_CHG	Cancel Tax Amount Last Year Change	LAG_VARIANCE(POS.CTA, 1) OVER HIERARCHY ("TIME".HTBSNS BY ANCESTOR AT LEVEL "TIME".HTBSNS.BSNS_YR POSITION FROM BEGINNING)
Purchase Order State Cube: POS	CTA_LY_PCT_CHG	Cancel Tax Amount Last Year % Change	LAG_VARIANCE_PERCENT(POS.CTA, 1) OVER HIERARCHY ("TIME".HTBSNS BY ANCESTOR AT LEVEL "TIME".HTBSNS.BSNS_YR POSITION FROM BEGINNING)
Purchase Order State Cube: POS	CTA_YTD	Cancel Tax Amount YTD	SUM(POS.CTA) OVER HIERARCHY ("TIME".HTBSNS BETWEEN UNBOUNDED PRECEDING AND CURRENT MEMBER WITHIN ANCESTOR AT LEVEL "TIME".BSNS_ YR)
Purchase Order State Cube: POS	CTA_YTD_LY	Cancel Tax Amount YTD Last Year	LAG(POS.CTA_YTD, 1) OVER HIERARCHY ("TIME".HTBSNS BY ANCESTOR AT LEVEL "TIME".HTBSNS.BSNS_YR POSITION FROM BEGINNING)
Purchase Order State Cube: POS	CTA_YTD_LY_CHG	Cancel Tax Amount YTD Last Year Change	LAG(POS.CTA_YTD, 1) OVER HIERARCHY ("TIME".HTBSNS BY ANCESTOR AT LEVEL "TIME".HTBSNS.BSNS_YR POSITION FROM BEGINNING)
Purchase Order State Cube: POS	CTA_YTD_LY_PCT_ CHG	Cancel Tax Amount YTD Last Year % Change	LAG_VARIANCE_PERCENT(POS.CTA_YTD, 1) OVER HIERARCHY ("TIME".HTBSNS BY ANCESTOR AT LEVEL "TIME".HTBSNS.BSNS_YR POSITION FROM BEGINNING)
Purchase Order State Cube: POS	CU_LP	Cancelled Units Last Period	LAG(POS.CU, 1) OVER HIERARCHY ("TIME".HTBSNS)
Purchase Order State Cube: POS	CU_LP_CHG	Cancelled Units Last Period Change	LAG_VARIANCE(POS.CU, 1) OVER HIERARCHY ("TIME".HTBSNS)
Purchase Order State Cube: POS	CU_LP_PCT_CHG	Cancelled Units Last Period % Change	LAG_VARIANCE_PERCENT(POS.CU, 1) OVER HIERARCHY ("TIME".HTBSNS)
Purchase Order State Cube: POS	CU_LY	Cancelled Units Last Year	LAG(POS.CU, 1) OVER HIERARCHY ("TIME".HTBSNS BY ANCESTOR AT LEVEL "TIME".HTBSNS.BSNS_YR POSITION FROM BEGINNING)
Purchase Order State Cube: POS	CU_LY_CHG	Cancelled Units Last Year Change	LAG_VARIANCE(POS.CU, 1) OVER HIERARCHY ("TIME".HTBSNS BY ANCESTOR AT LEVEL "TIME".HTBSNS.BSNS_YR POSITION FROM BEGINNING)
Purchase Order State Cube: POS	CU_LY_PCT_CHG	Cancelled Units Last Year % Change	LAG_VARIANCE_PERCENT(POS.CU, 1) OVER HIERARCHY ("TIME".HTBSNS BY ANCESTOR AT LEVEL "TIME".HTBSNS.BSNS_YR POSITION FROM BEGINNING)
Purchase Order State Cube: POS	CU_YTD	Cancelled Units YTD	SUM(POS.CU) OVER HIERARCHY ("TIME".HTBSNS BETWEEN UNBOUNDED PRECEDING AND CURRENT MEMBER WITHIN ANCESTOR AT LEVEL "TIME".BSNS_ YR)
Purchase Order State Cube: POS	CU_YTD_LY	Cancelled Units YTD Last Year	LAG(POS.CU_YTD, 1) OVER HIERARCHY ("TIME".HTBSNS BY ANCESTOR AT LEVEL "TIME".HTBSNS.BSNS_YR POSITION FROM BEGINNING)

Cube Name	Physical Name	Logical Name	Expression / Calculation
Purchase Order State Cube: POS	CU_YTD_LY_CHG	Cancelled Units YTD Last Year Change	LAG(POS.CU_YTD, 1) OVER HIERARCHY ("TIME".HTBSNS BY ANCESTOR AT LEVEL "TIME".HTBSNS.BSNS_YR POSITION FROM BEGINNING)
Purchase Order State Cube: POS	CU_YTD_LY_PCT_ CHG	Cancelled Units YTD Last Year % Change	LAG_VARIANCE_PERCENT(POS.CU_YTD, 1) OVER HIERARCHY ("TIME".HTBSNS BY ANCESTOR AT LEVEL "TIME".HTBSNS.BSNS_YR POSITION FROM BEGINNING)
Purchase Order State Cube: POS	DA_LP	Discount Amount Last Period	LAG(POS.DA, 1) OVER HIERARCHY ("TIME".HTBSNS)
Purchase Order State Cube: POS	DA_LP_CHG	Discount Amount Last Period Change	LAG_VARIANCE(POS.DA, 1) OVER HIERARCHY ("TIME".HTBSNS)
Purchase Order State Cube: POS	DA_LP_PCT_CHG	Discount Amount Last Period % Change	LAG_VARIANCE_PERCENT(POS.DA, 1) OVER HIERARCHY ("TIME".HTBSNS)
Purchase Order State Cube: POS	DA_LY	Discount Amount Last Year	LAG(POS.DA, 1) OVER HIERARCHY ("TIME".HTBSNS BY ANCESTOR AT LEVEL "TIME".HTBSNS.BSNS_YR POSITION FROM BEGINNING)
Purchase Order State Cube: POS	DA_LY_CHG	Discount Amount Last Year Change	LAG_VARIANCE(POS.DA, 1) OVER HIERARCHY ("TIME".HTBSNS BY ANCESTOR AT LEVEL "TIME".HTBSNS.BSNS_YR POSITION FROM BEGINNING)
Purchase Order State Cube: POS	DA_LY_PCT_CHG	Discount Amount Last Year % Change	LAG_VARIANCE_PERCENT(POS.DA, 1) OVER HIERARCHY ("TIME".HTBSNS BY ANCESTOR AT LEVEL "TIME".HTBSNS.BSNS_YR POSITION FROM BEGINNING)
Purchase Order State Cube: POS	DA_YTD	Discount Amount YTD	SUM(POS.DA) OVER HIERARCHY ("TIME".HTBSNS BETWEEN UNBOUNDED PRECEDING AND CURRENT MEMBER WITHIN ANCESTOR AT LEVEL "TIME".BSNS_YR)
Purchase Order State Cube: POS	DA_YTD_LY	Discount Amount YTD Last Year	LAG(POS.DA_YTD, 1) OVER HIERARCHY ("TIME".HTBSNS BY ANCESTOR AT LEVEL "TIME".HTBSNS.BSNS_YR POSITION FROM BEGINNING)
Purchase Order State Cube: POS	DA_YTD_LY_CHG	Discount Amount YTD Last Year Change	LAG(POS.DA_YTD, 1) OVER HIERARCHY ("TIME".HTBSNS BY ANCESTOR AT LEVEL "TIME".HTBSNS.BSNS_YR POSITION FROM BEGINNING)
Purchase Order State Cube: POS	DA_YTD_LY_PCT_ CHG	Discount Amount YTD Last Year % Change	LAG_VARIANCE_PERCENT(POS.DA_YTD, 1) OVER HIERARCHY ("TIME".HTBSNS BY ANCESTOR AT LEVEL "TIME".HTBSNS.BSNS_YR POSITION FROM BEGINNING)
Purchase Order State Cube: POS	DCA_LP	Delivery Charge Amount Last Period	LAG(POS.DCA, 1) OVER HIERARCHY ("TIME".HTBSNS)
Purchase Order State Cube: POS	DCA_LP_CHG	Delivery Charge Amount Last Period Change	LAG_VARIANCE(POS.DCA, 1) OVER HIERARCHY ("TIME".HTBSNS)
Purchase Order State Cube: POS	DCA_LP_PCT_CHG	Delivery Charge Amount Last Period % Change	LAG_VARIANCE_PERCENT(POS.DCA, 1) OVER HIERARCHY ("TIME".HTBSNS)
Purchase Order State Cube: POS	DCA_LY	Delivery Charge Amount Last Year	LAG(POS.DCA, 1) OVER HIERARCHY ("TIME".HTBSNS BY ANCESTOR AT LEVEL "TIME".HTBSNS.BSNS_YR POSITION FROM BEGINNING)
Purchase Order State Cube: POS	DCA_LY_CHG	Delivery Charge Amount Last Year Change	LAG_VARIANCE(POS.DCA, 1) OVER HIERARCHY ("TIME".HTBSNS BY ANCESTOR AT LEVEL "TIME".HTBSNS.BSNS_YR POSITION FROM BEGINNING)

Cube Name	Physical Name	Logical Name	Expression / Calculation
Purchase Order State Cube: POS	DCA_LY_PCT_CHG	Delivery Charge Amount Last Year % Change	LAG_VARIANCE_PERCENT(POS.DCA, 1) OVER HIERARCHY ("TIME".HTBSNS BY ANCESTOR AT LEVEL "TIME".HTBSNS.BSNS_YR POSITION FROM BEGINNING)
Purchase Order State Cube: POS	DCA_YTD	Delivery Charge Amount YTD	SUM(POS.DCA) OVER HIERARCHY ("TIME".HTBSNS BETWEEN UNBOUNDED PRECEDING AND CURRENT MEMBER WITHIN ANCESTOR AT LEVEL "TIME".BSNS_ YR)
Purchase Order State Cube: POS	DCA_YTD_LY	Delivery Charge Amount YTD Last Year	LAG(POS.DCA_YTD, 1) OVER HIERARCHY ("TIME".HTBSNS BY ANCESTOR AT LEVEL "TIME".HTBSNS.BSNS_YR POSITION FROM BEGINNING)
Purchase Order State Cube: POS	DCA_YTD_LY_CHG	Delivery Charge Amount YTD Last Year Change	LAG(POS.DCA_YTD, 1) OVER HIERARCHY ("TIME".HTBSNS BY ANCESTOR AT LEVEL "TIME".HTBSNS.BSNS_YR POSITION FROM BEGINNING)
Purchase Order State Cube: POS	DCA_YTD_LY_PCT_ CHG	Delivery Charge Amount YTD Last Year % Change	LAG_VARIANCE_PERCENT(POS.DCA_YTD, 1) OVER HIERARCHY ("TIME".HTBSNS BY ANCESTOR AT LEVEL "TIME".HTBSNS.BSNS_YR POSITION FROM BEGINNING)
Purchase Order State Cube: POS	DQ_LP	Delivered Quantity Last Period	LAG(POS.DQ, 1) OVER HIERARCHY ("TIME".HTBSNS)
Purchase Order State Cube: POS	DQ_LP_CHG	Delivered Quantity Last Period Change	LAG_VARIANCE(POS.DQ, 1) OVER HIERARCHY ("TIME".HTBSNS)
Purchase Order State Cube: POS	DQ_LP_PCT_CHG	Delivered Quantity Last Period % Change	LAG_VARIANCE_PERCENT(POS.DQ, 1) OVER HIERARCHY ("TIME".HTBSNS)
Purchase Order State Cube: POS	DQ_LY	Delivered Quantity Last Year	LAG(POS.DQ, 1) OVER HIERARCHY ("TIME".HTBSNS BY ANCESTOR AT LEVEL "TIME".HTBSNS.BSNS_YR POSITION FROM BEGINNING)
Purchase Order State Cube: POS	DQ_LY_CHG	Delivered Quantity Last Year Change	LAG_VARIANCE(POS.DQ, 1) OVER HIERARCHY ("TIME".HTBSNS BY ANCESTOR AT LEVEL "TIME".HTBSNS.BSNS_YR POSITION FROM BEGINNING)
Purchase Order State Cube: POS	DQ_LY_PCT_CHG	Delivered Quantity Last Year % Change	LAG_VARIANCE_PERCENT(POS.DQ, 1) OVER HIERARCHY ("TIME".HTBSNS BY ANCESTOR AT LEVEL "TIME".HTBSNS.BSNS_YR POSITION FROM BEGINNING)
Purchase Order State Cube: POS	DQ_YTD	Delivered Quantity YTD	SUM(POS.DQ) OVER HIERARCHY ("TIME".HTBSNS BETWEEN UNBOUNDED PRECEDING AND CURRENT MEMBER WITHIN ANCESTOR AT LEVEL "TIME".BSNS_ YR)
Purchase Order State Cube: POS	DQ_YTD_LY	Delivered Quantity YTD Last Year	LAG(POS.DQ_YTD, 1) OVER HIERARCHY ("TIME".HTBSNS BY ANCESTOR AT LEVEL "TIME".HTBSNS.BSNS_YR POSITION FROM BEGINNING)
Purchase Order State Cube: POS	DQ_YTD_LY_CHG	Delivered Quantity YTD Last Year Change	LAG(POS.DQ_YTD, 1) OVER HIERARCHY ("TIME".HTBSNS BY ANCESTOR AT LEVEL "TIME".HTBSNS.BSNS_YR POSITION FROM BEGINNING)
Purchase Order State Cube: POS	DQ_YTD_LY_PCT_ CHG	Delivered Quantity YTD Last Year % Change	LAG_VARIANCE_PERCENT(POS.DQ_YTD, 1) OVER HIERARCHY ("TIME".HTBSNS BY ANCESTOR AT LEVEL "TIME".HTBSNS.BSNS_YR POSITION FROM BEGINNING)
Purchase Order State Cube: POS	DU_LP	Delivered Units Last Period	LAG(POS.DU, 1) OVER HIERARCHY ("TIME".HTBSNS)
Purchase Order State Cube: POS	DU_LP_CHG	Delivered Units Last Period Change	LAG_VARIANCE(POS.DU, 1) OVER HIERARCHY ("TIME".HTBSNS)

Cube Name	Physical Name	Logical Name	Expression / Calculation
Purchase Order State Cube: POS	DU_LP_PCT_CHG	Delivered Units Last Period % Change	LAG_VARIANCE_PERCENT(POS.DU, 1) OVER HIERARCHY ("TIME".HTBSNS)
Purchase Order State Cube: POS	DU_LY	Delivered Units Last Year	LAG(POS.DU, 1) OVER HIERARCHY ("TIME".HTBSNS BY ANCESTOR AT LEVEL "TIME".HTBSNS.BSNS_YR POSITION FROM BEGINNING)
Purchase Order State Cube: POS	DU_LY_CHG	Delivered Units Last Year Change	LAG_VARIANCE(POS.DU, 1) OVER HIERARCHY ("TIME".HTBSNS BY ANCESTOR AT LEVEL "TIME".HTBSNS.BSNS_YR POSITION FROM BEGINNING)
Purchase Order State Cube: POS	DU_LY_PCT_CHG	Delivered Units Last Year % Change	LAG_VARIANCE_PERCENT(POS.DU, 1) OVER HIERARCHY ("TIME".HTBSNS BY ANCESTOR AT LEVEL "TIME".HTBSNS.BSNS_YR POSITION FROM BEGINNING)
Purchase Order State Cube: POS	DU_YTD	Delivered Units YTD	SUM(POS.DU) OVER HIERARCHY ("TIME".HTBSNS BETWEEN UNBOUNDED PRECEDING AND CURRENT MEMBER WITHIN ANCESTOR AT LEVEL "TIME".BSNS_ YR)
Purchase Order State Cube: POS	DU_YTD_LY	Delivered Units YTD Last Year	LAG(POS.DU_YTD, 1) OVER HIERARCHY ("TIME".HTBSNS BY ANCESTOR AT LEVEL "TIME".HTBSNS.BSNS_YR POSITION FROM BEGINNING)
Purchase Order State Cube: POS	DU_YTD_LY_CHG	Delivered Units YTD Last Year Change	LAG(POS.DU_YTD, 1) OVER HIERARCHY ("TIME".HTBSNS BY ANCESTOR AT LEVEL "TIME".HTBSNS.BSNS_YR POSITION FROM BEGINNING)
Purchase Order State Cube: POS	DU_YTD_LY_PCT_ CHG	Delivered Units YTD Last Year % Change	LAG_VARIANCE_PERCENT(POS.DU_YTD, 1) OVER HIERARCHY ("TIME".HTBSNS BY ANCESTOR AT LEVEL "TIME".HTBSNS.BSNS_YR POSITION FROM BEGINNING)
Purchase Order State Cube: POS	NA_LP	Net Amount Last Period	LAG(POS.NA, 1) OVER HIERARCHY ("TIME".HTBSNS)
Purchase Order State Cube: POS	NA_LP_CHG	Net Amount Last Period Change	LAG_VARIANCE(POS.NA, 1) OVER HIERARCHY ("TIME".HTBSNS)
Purchase Order State Cube: POS	NA_LP_PCT_CHG	Net Amount Last Period % Change	LAG_VARIANCE_PERCENT(POS.NA, 1) OVER HIERARCHY ("TIME".HTBSNS)
Purchase Order State Cube: POS	NA_LY	Net Amount Last Year	LAG(POS.NA, 1) OVER HIERARCHY ("TIME".HTBSNS BY ANCESTOR AT LEVEL "TIME".HTBSNS.BSNS_YR POSITION FROM BEGINNING)
Purchase Order State Cube: POS	NA_LY_CHG	Net Amount Last Year Change	LAG_VARIANCE(POS.NA, 1) OVER HIERARCHY ("TIME".HTBSNS BY ANCESTOR AT LEVEL "TIME".HTBSNS.BSNS_YR POSITION FROM BEGINNING)
Purchase Order State Cube: POS	NA_LY_PCT_CHG	Net Amount Last Year % Change	LAG_VARIANCE_PERCENT(POS.NA, 1) OVER HIERARCHY ("TIME".HTBSNS BY ANCESTOR AT LEVEL "TIME".HTBSNS.BSNS_YR POSITION FROM BEGINNING)
Purchase Order State Cube: POS	NA_YTD	Net Amount YTD	SUM(POS.NA) OVER HIERARCHY ("TIME".HTBSNS BETWEEN UNBOUNDED PRECEDING AND CURRENT MEMBER WITHIN ANCESTOR AT LEVEL "TIME".BSNS_ YR)
Purchase Order State Cube: POS	NA_YTD_LY	Net Amount YTD Last Year	LAG(POS.NA_YTD, 1) OVER HIERARCHY ("TIME".HTBSNS BY ANCESTOR AT LEVEL "TIME".HTBSNS.BSNS_YR POSITION FROM BEGINNING)
Purchase Order State Cube: POS	NA_YTD_LY_CHG	Net Amount YTD Last Year Change	LAG(POS.NA_YTD, 1) OVER HIERARCHY ("TIME".HTBSNS BY ANCESTOR AT LEVEL "TIME".HTBSNS.BSNS_YR POSITION FROM BEGINNING)

Cube Name	Physical Name	Logical Name	Expression / Calculation
Purchase Order State Cube: POS	NA_YTD_LY_PCT_ CHG	Net Amount YTD Last Year % Change	LAG_VARIANCE_PERCENT(POS.NA_YTD, 1) OVER HIERARCHY ("TIME".HTBSNS BY ANCESTOR AT LEVEL "TIME".HTBSNS.BSNS_YR POSITION FROM BEGINNING)
Purchase Order State Cube: POS	OQ_LP	Order Quantity Last Period	LAG(POS.OQ, 1) OVER HIERARCHY ("TIME".HTBSNS)
Purchase Order State Cube: POS	OQ_LP_CHG	Order Quantity Last Period Change	LAG_VARIANCE(POS.OQ, 1) OVER HIERARCHY ("TIME".HTBSNS)
Purchase Order State Cube: POS	OQ_LP_PCT_CHG	Order Quantity Last Period % Change	LAG_VARIANCE_PERCENT(POS.OQ, 1) OVER HIERARCHY ("TIME".HTBSNS)
Purchase Order State Cube: POS	OQ_LY	Order Quantity Last Year	LAG(POS.OQ, 1) OVER HIERARCHY ("TIME".HTBSNS BY ANCESTOR AT LEVEL "TIME".HTBSNS.BSNS_YR POSITION FROM BEGINNING)
Purchase Order State Cube: POS	OQ_LY_CHG	Order Quantity Last Year Change	LAG_VARIANCE(POS.OQ, 1) OVER HIERARCHY ("TIME".HTBSNS BY ANCESTOR AT LEVEL "TIME".HTBSNS.BSNS_YR POSITION FROM BEGINNING)
Purchase Order State Cube: POS	OQ_LY_PCT_CHG	Order Quantity Last Year % Change	LAG_VARIANCE_PERCENT(POS.OQ, 1) OVER HIERARCHY ("TIME".HTBSNS BY ANCESTOR AT LEVEL "TIME".HTBSNS.BSNS_YR POSITION FROM BEGINNING)
Purchase Order State Cube: POS	OQ_YTD	Order Quantity YTD	SUM(POS.OQ) OVER HIERARCHY ("TIME".HTBSNS BETWEEN UNBOUNDED PRECEDING AND CURRENT MEMBER WITHIN ANCESTOR AT LEVEL "TIME".BSNS_ YR)
Purchase Order State Cube: POS	OQ_YTD_LY	Order Quantity YTD Last Year	LAG(POS.OQ_YTD, 1) OVER HIERARCHY ("TIME".HTBSNS BY ANCESTOR AT LEVEL "TIME".HTBSNS.BSNS_YR POSITION FROM BEGINNING)
Purchase Order State Cube: POS	OQ_YTD_LY_CHG	Order Quantity YTD Last Year Change	LAG(POS.OQ_YTD, 1) OVER HIERARCHY ("TIME".HTBSNS BY ANCESTOR AT LEVEL "TIME".HTBSNS.BSNS_YR POSITION FROM BEGINNING)
Purchase Order State Cube: POS	OQ_YTD_LY_PCT_ CHG	Order Quantity YTD Last Year % Change	LAG_VARIANCE_PERCENT(POS.OQ_YTD, 1) OVER HIERARCHY ("TIME".HTBSNS BY ANCESTOR AT LEVEL "TIME".HTBSNS.BSNS_YR POSITION FROM BEGINNING)
Purchase Order State Cube: POS	OTA_LP	Original Tax Amount Last Period	LAG(POS.OTA, 1) OVER HIERARCHY ("TIME".HTBSNS)
Purchase Order State Cube: POS	OTA_LP_CHG	Original Tax Amount Last Period Change	LAG_VARIANCE(POS.OTA, 1) OVER HIERARCHY ("TIME".HTBSNS)
Purchase Order State Cube: POS	OTA_LP_PCT_CHG	Original Tax Amount Last Period % Change	LAG_VARIANCE_PERCENT(POS.OTA, 1) OVER HIERARCHY ("TIME".HTBSNS)
Purchase Order State Cube: POS	OTA_LY	Original Tax Amount Last Year	LAG(POS.OTA, 1) OVER HIERARCHY ("TIME".HTBSNS BY ANCESTOR AT LEVEL "TIME".HTBSNS.BSNS_YR POSITION FROM BEGINNING)
Purchase Order State Cube: POS	OTA_LY_CHG	Original Tax Amount Last Year Change	LAG_VARIANCE(POS.OTA, 1) OVER HIERARCHY ("TIME".HTBSNS BY ANCESTOR AT LEVEL "TIME".HTBSNS.BSNS_YR POSITION FROM BEGINNING)
Purchase Order State Cube: POS	OTA_LY_PCT_CHG	Original Tax Amount Last Year % Change	LAG_VARIANCE_PERCENT(POS.OTA, 1) OVER HIERARCHY ("TIME".HTBSNS BY ANCESTOR AT LEVEL "TIME".HTBSNS.BSNS_YR POSITION FROM BEGINNING)
Purchase Order State Cube: POS	OTA_YTD	Original Tax Amount YTD	SUM(POS.OTA) OVER HIERARCHY ("TIME".HTBSNS BETWEEN UNBOUNDED PRECEDING AND CURRENT MEMBER WITHIN ANCESTOR AT LEVEL "TIME".BSNS_ YR)

Cube Name	Physical Name	Logical Name	Expression / Calculation
Purchase Order State Cube: POS	OTA_YTD_LY	Original Tax Amount YTD Last Year	LAG(POS.OTA_YTD, 1) OVER HIERARCHY ("TIME".HTBSNS BY ANCESTOR AT LEVEL "TIME".HTBSNS.BSNS_YR POSITION FROM BEGINNING)
Purchase Order State Cube: POS	OTA_YTD_LY_CHG	Original Tax Amount YTD Last Year Change	LAG(POS.OTA_YTD, 1) OVER HIERARCHY ("TIME".HTBSNS BY ANCESTOR AT LEVEL "TIME".HTBSNS.BSNS_YR POSITION FROM BEGINNING)
Purchase Order State Cube: POS	OTA_YTD_LY_PCT_ CHG	Original Tax Amount YTD Last Year % Change	LAG_VARIANCE_PERCENT(POS.OTA_YTD, 1) OVER HIERARCHY ("TIME".HTBSNS BY ANCESTOR AT LEVEL "TIME".HTBSNS.BSNS_YR POSITION FROM BEGINNING)
Purchase Order State Cube: POS	OU_LP	Order Units Last Period	LAG(POS.OU, 1) OVER HIERARCHY ("TIME".HTBSNS)
Purchase Order State Cube: POS	OU_LP_CHG	Order Units Last Period Change	LAG_VARIANCE(POS.OU, 1) OVER HIERARCHY ("TIME".HTBSNS)
Purchase Order State Cube: POS	OU_LP_PCT_CHG	Order Units Last Period % Change	LAG_VARIANCE_PERCENT(POS.OU, 1) OVER HIERARCHY ("TIME".HTBSNS)
Purchase Order State Cube: POS	OU_LY	Order Units Last Year	LAG(POS.OU, 1) OVER HIERARCHY ("TIME".HTBSNS BY ANCESTOR AT LEVEL "TIME".HTBSNS.BSNS_YR POSITION FROM BEGINNING)
Purchase Order State Cube: POS	OU_LY_CHG	Order Units Last Year Change	LAG_VARIANCE(POS.OU, 1) OVER HIERARCHY ("TIME".HTBSNS BY ANCESTOR AT LEVEL "TIME".HTBSNS.BSNS_YR POSITION FROM BEGINNING)
Purchase Order State Cube: POS	OU_LY_PCT_CHG	Order Units Last Year % Change	LAG_VARIANCE_PERCENT(POS.OU, 1) OVER HIERARCHY ("TIME".HTBSNS BY ANCESTOR AT LEVEL "TIME".HTBSNS.BSNS_YR POSITION FROM BEGINNING)
Purchase Order State Cube: POS	OU_YTD	Order Units YTD	SUM(POS.OU) OVER HIERARCHY ("TIME".HTBSNS BETWEEN UNBOUNDED PRECEDING AND CURRENT MEMBER WITHIN ANCESTOR AT LEVEL "TIME".BSNS_YR)
Purchase Order State Cube: POS	OU_YTD_LY	Order Units YTD Last Year	LAG(POS.OU_YTD, 1) OVER HIERARCHY ("TIME".HTBSNS BY ANCESTOR AT LEVEL "TIME".HTBSNS.BSNS_YR POSITION FROM BEGINNING)
Purchase Order State Cube: POS	OU_YTD_LY_CHG	Order Units YTD Last Year Change	LAG(POS.OU_YTD, 1) OVER HIERARCHY ("TIME".HTBSNS BY ANCESTOR AT LEVEL "TIME".HTBSNS.BSNS_YR POSITION FROM BEGINNING)
Purchase Order State Cube: POS	OU_YTD_LY_PCT_ CHG	Order Units YTD Last Year % Change	LAG_VARIANCE_PERCENT(POS.OU_YTD, 1) OVER HIERARCHY ("TIME".HTBSNS BY ANCESTOR AT LEVEL "TIME".HTBSNS.BSNS_YR POSITION FROM BEGINNING)
Purchase Order State Cube: POS	PNDA_LP	Pending Amount Last Period	LAG(POS.PNDA, 1) OVER HIERARCHY ("TIME".HTBSNS)
Purchase Order State Cube: POS	PNDA_LP_CHG	Pending Amount Last Period Change	LAG_VARIANCE(POS.PNDA, 1) OVER HIERARCHY ("TIME".HTBSNS)
Purchase Order State Cube: POS	PNDA_LP_PCT_ CHG	Pending Amount Last Period % Change	LAG_VARIANCE_PERCENT(POS.PNDA, 1) OVER HIERARCHY ("TIME".HTBSNS)
Purchase Order State Cube: POS	PNDA_LY	Pending Amount Last Year	LAG(POS.PNDA, 1) OVER HIERARCHY ("TIME".HTBSNS BY ANCESTOR AT LEVEL "TIME".HTBSNS.BSNS_YR POSITION FROM BEGINNING)

Cube Name	Physical Name	Logical Name	Expression / Calculation
Purchase Order State Cube: POS	PNDA_LY_CHG	Pending Amount Last Year Change	LAG_VARIANCE(POS.PNDA, 1) OVER HIERARCHY ("TIME".HTBSNS BY ANCESTOR AT LEVEL "TIME".HTBSNS.BSNS_YR POSITION FROM BEGINNING)
Purchase Order State Cube: POS	PNDA_LY_PCT_ CHG	Pending Amount Last Year % Change	LAG_VARIANCE_PERCENT(POS.PNDA, 1) OVER HIERARCHY ("TIME".HTBSNS BY ANCESTOR AT LEVEL "TIME".HTBSNS.BSNS_YR POSITION FROM BEGINNING)
Purchase Order State Cube: POS	PNDA_YTD	Pending Amount YTD	SUM(POS.PNDA) OVER HIERARCHY ("TIME".HTBSNS BETWEEN UNBOUNDED PRECEDING AND CURRENT MEMBER WITHIN ANCESTOR AT LEVEL "TIME".BSNS_ YR)
Purchase Order State Cube: POS	PNDA_YTD_LY	Pending Amount YTD Last Year	LAG(POS.PNDA_YTD, 1) OVER HIERARCHY ("TIME".HTBSNS BY ANCESTOR AT LEVEL "TIME".HTBSNS.BSNS_YR POSITION FROM BEGINNING)
Purchase Order State Cube: POS	PNDA_YTD_LY_ CHG	Pending Amount YTD Last Year Change	LAG(POS.PNDA_YTD, 1) OVER HIERARCHY ("TIME".HTBSNS BY ANCESTOR AT LEVEL "TIME".HTBSNS.BSNS_YR POSITION FROM BEGINNING)
Purchase Order State Cube: POS	PNDA_YTD_LY_ PCT_CHG	Pending Amount YTD Last Year % Change	LAG_VARIANCE_PERCENT(POS.PNDA_YTD, 1) OVER HIERARCHY ("TIME".HTBSNS BY ANCESTOR AT LEVEL "TIME".HTBSNS.BSNS_YR POSITION FROM BEGINNING)
Purchase Order State Cube: POS	PNDQ_LP	Pending Quantity Last Period	LAG(POS.PNDQ, 1) OVER HIERARCHY ("TIME".HTBSNS)
Purchase Order State Cube: POS	PNDQ_LP_CHG	Pending Quantity Last Period Change	LAG_VARIANCE(POS.PNDQ, 1) OVER HIERARCHY ("TIME".HTBSNS)
Purchase Order State Cube: POS	PNDQ_LP_PCT_ CHG	Pending Quantity Last Period % Change	LAG_VARIANCE_PERCENT(POS.PNDQ, 1) OVER HIERARCHY ("TIME".HTBSNS)
Purchase Order State Cube: POS	PNDQ_LY	Pending Quantity Last Year	LAG(POS.PNDQ, 1) OVER HIERARCHY ("TIME".HTBSNS BY ANCESTOR AT LEVEL "TIME".HTBSNS.BSNS_YR POSITION FROM BEGINNING)
Purchase Order State Cube: POS	PNDQ_LY_CHG	Pending Quantity Last Year Change	LAG_VARIANCE(POS.PNDQ, 1) OVER HIERARCHY ("TIME".HTBSNS BY ANCESTOR AT LEVEL "TIME".HTBSNS.BSNS_YR POSITION FROM BEGINNING)
Purchase Order State Cube: POS	PNDQ_LY_PCT_ CHG	Pending Quantity Last Year % Change	LAG_VARIANCE_PERCENT(POS.PNDQ, 1) OVER HIERARCHY ("TIME".HTBSNS BY ANCESTOR AT LEVEL "TIME".HTBSNS.BSNS_YR POSITION FROM BEGINNING)
Purchase Order State Cube: POS	PNDQ_YTD	Pending Quantity YTD	SUM(POS.PNDQ) OVER HIERARCHY ("TIME".HTBSNS BETWEEN UNBOUNDED PRECEDING AND CURRENT MEMBER WITHIN ANCESTOR AT LEVEL "TIME".BSNS_ YR)
Purchase Order State Cube: POS	PNDQ_YTD_LY	Pending Quantity YTD Last Year	LAG(POS.PNDQ_YTD, 1) OVER HIERARCHY ("TIME".HTBSNS BY ANCESTOR AT LEVEL "TIME".HTBSNS.BSNS_YR POSITION FROM BEGINNING)
Purchase Order State Cube: POS	PNDQ_YTD_LY_ CHG	Pending Quantity YTD Last Year Change	LAG(POS.PNDQ_YTD, 1) OVER HIERARCHY ("TIME".HTBSNS BY ANCESTOR AT LEVEL "TIME".HTBSNS.BSNS_YR POSITION FROM BEGINNING)
Purchase Order State Cube: POS	PNDQ_YTD_LY_ PCT_CHG	Pending Quantity YTD Last Year % Change	LAG_VARIANCE_PERCENT(POS.PNDQ_YTD, 1) OVER HIERARCHY ("TIME".HTBSNS BY ANCESTOR AT LEVEL "TIME".HTBSNS.BSNS_YR POSITION FROM BEGINNING)

Cube Name	Physical Name	Logical Name	Expression / Calculation
Purchase Order State Cube: POS	PNDU_LP	Pending Units Last Period	LAG(POS.PNDU, 1) OVER HIERARCHY ("TIME".HTBSNS)
Purchase Order State Cube: POS	PNDU_LP_CHG	Pending Units Last Period Change	LAG_VARIANCE(POS.PNDU, 1) OVER HIERARCHY ("TIME".HTBSNS)
Purchase Order State Cube: POS	PNDU_LP_PCT_ CHG	Pending Units Last Period % Change	LAG_VARIANCE_PERCENT(POS.PNDU, 1) OVER HIERARCHY ("TIME".HTBSNS)
Purchase Order State Cube: POS	PNDU_LY	Pending Units Last Year	LAG(POS.PNDU, 1) OVER HIERARCHY ("TIME".HTBSNS BY ANCESTOR AT LEVEL "TIME".HTBSNS.BSNS_YR POSITION FROM BEGINNING)
Purchase Order State Cube: POS	PNDU_LY_CHG	Pending Units Last Year Change	LAG_VARIANCE(POS.PNDU, 1) OVER HIERARCHY ("TIME".HTBSNS BY ANCESTOR AT LEVEL "TIME".HTBSNS.BSNS_YR POSITION FROM BEGINNING)
Purchase Order State Cube: POS	PNDU_LY_PCT_ CHG	Pending Units Last Year % Change	LAG_VARIANCE_PERCENT(POS.PNDU, 1) OVER HIERARCHY ("TIME".HTBSNS BY ANCESTOR AT LEVEL "TIME".HTBSNS.BSNS_YR POSITION FROM BEGINNING)
Purchase Order State Cube: POS	PNDU_YTD	Pending Units YTD	SUM(POS.PNDU) OVER HIERARCHY ("TIME".HTBSNS BETWEEN UNBOUNDED PRECEDING AND CURRENT MEMBER WITHIN ANCESTOR AT LEVEL "TIME".BSNS_ YR)
Purchase Order State Cube: POS	PNDU_YTD_LY	Pending Units YTD Last Year	LAG(POS.PNDU_YTD, 1) OVER HIERARCHY ("TIME".HTBSNS BY ANCESTOR AT LEVEL "TIME".HTBSNS.BSNS_YR POSITION FROM BEGINNING)
Purchase Order State Cube: POS	PNDU_YTD_LY_ CHG	Pending Units YTD Last Year Change	LAG(POS.PNDU_YTD, 1) OVER HIERARCHY ("TIME".HTBSNS BY ANCESTOR AT LEVEL "TIME".HTBSNS.BSNS_YR POSITION FROM BEGINNING)
Purchase Order State Cube: POS	PNDU_YTD_LY_ PCT_CHG	Pending Units YTD Last Year % Change	LAG_VARIANCE_PERCENT(POS.PNDU_YTD, 1) OVER HIERARCHY ("TIME".HTBSNS BY ANCESTOR AT LEVEL "TIME".HTBSNS.BSNS_YR POSITION FROM BEGINNING)
Purchase Order State Cube: POS	POA_LP	Purchase Order Amount Last Period	LAG(POS.POA, 1) OVER HIERARCHY ("TIME".HTBSNS)
Purchase Order State Cube: POS	POA_LP_CHG	Purchase Order Amount Last Period Change	LAG_VARIANCE(POS.POA, 1) OVER HIERARCHY ("TIME".HTBSNS)
Purchase Order State Cube: POS	POA_LP_PCT_CHG	Purchase Order Amount Last Period % Change	LAG_VARIANCE_PERCENT(POS.POA, 1) OVER HIERARCHY ("TIME".HTBSNS)
Purchase Order State Cube: POS	POA_LY	Purchase Order Amount Last Year	LAG(POS.POA, 1) OVER HIERARCHY ("TIME".HTBSNS BY ANCESTOR AT LEVEL "TIME".HTBSNS.BSNS_YR POSITION FROM BEGINNING)
Purchase Order State Cube: POS	POA_LY_CHG	Purchase Order Amount Last Year Change	LAG_VARIANCE(POS.POA, 1) OVER HIERARCHY ("TIME".HTBSNS BY ANCESTOR AT LEVEL "TIME".HTBSNS.BSNS_YR POSITION FROM BEGINNING)
Purchase Order State Cube: POS	POA_LY_PCT_CHG	Purchase Order Amount Last Year % Change	LAG_VARIANCE_PERCENT(POS.POA, 1) OVER HIERARCHY ("TIME".HTBSNS BY ANCESTOR AT LEVEL "TIME".HTBSNS.BSNS_YR POSITION FROM BEGINNING)
Purchase Order State Cube: POS	POA_YTD	Purchase Order Amount YTD	SUM(POS.POA) OVER HIERARCHY ("TIME".HTBSNS BETWEEN UNBOUNDED PRECEDING AND CURRENT MEMBER WITHIN ANCESTOR AT LEVEL "TIME".BSNS_ YR)

Cube Name	Physical Name	Logical Name	Expression / Calculation
Purchase Order State Cube: POS	POA_YTD_LY	Purchase Order Amount YTD Last Year	LAG(POS.POA_YTD, 1) OVER HIERARCHY ("TIME".HTBSNS BY ANCESTOR AT LEVEL "TIME".HTBSNS.BSNS_YR POSITION FROM BEGINNING)
Purchase Order State Cube: POS	POA_YTD_LY_CHG	Purchase Order Amount YTD Last Year Change	LAG(POS.POA_YTD, 1) OVER HIERARCHY ("TIME".HTBSNS BY ANCESTOR AT LEVEL "TIME".HTBSNS.BSNS_YR POSITION FROM BEGINNING)
Purchase Order State Cube: POS	POA_YTD_LY_PCT_ CHG	Purchase Order Amount YTD Last Year % Change	LAG_VARIANCE_PERCENT(POS.POA_YTD, 1) OVER HIERARCHY ("TIME".HTBSNS BY ANCESTOR AT LEVEL "TIME".HTBSNS.BSNS_YR POSITION FROM BEGINNING)
Purchase Order State Cube: POS	POCA_LP	Purchase Order Cost Amount Last Period	LAG(POS.POCA, 1) OVER HIERARCHY ("TIME".HTBSNS)
Purchase Order State Cube: POS	POCA_LP_CHG	Purchase Order Cost Amount Last Period Change	LAG_VARIANCE(POS.POCA, 1) OVER HIERARCHY ("TIME".HTBSNS)
Purchase Order State Cube: POS	POCA_LP_PCT_CHG	Purchase Order Cost Amount Last Period % Change	LAG_VARIANCE_PERCENT(POS.POCA, 1) OVER HIERARCHY ("TIME".HTBSNS)
Purchase Order State Cube: POS	POCA_LY	Purchase Order Cost Amount Last Year	LAG(POS.POCA, 1) OVER HIERARCHY ("TIME".HTBSNS BY ANCESTOR AT LEVEL "TIME".HTBSNS.BSNS_YR POSITION FROM BEGINNING)
Purchase Order State Cube: POS	POCA_LY_CHG	Purchase Order Cost Amount Last Year Change	LAG_VARIANCE(POS.POCA, 1) OVER HIERARCHY ("TIME".HTBSNS BY ANCESTOR AT LEVEL "TIME".HTBSNS.BSNS_YR POSITION FROM BEGINNING)
Purchase Order State Cube: POS	POCA_LY_PCT_CHG	Purchase Order Cost Amount Last Year % Change	LAG_VARIANCE_PERCENT(POS.POCA, 1) OVER HIERARCHY ("TIME".HTBSNS BY ANCESTOR AT LEVEL "TIME".HTBSNS.BSNS_YR POSITION FROM BEGINNING)
Purchase Order State Cube: POS	POCA_YTD	Purchase Order Cost Amount YTD	SUM(POS.POCA) OVER HIERARCHY ("TIME".HTBSNS BETWEEN UNBOUNDED PRECEDING AND CURRENT MEMBER WITHIN ANCESTOR AT LEVEL "TIME".BSNS_ YR)
Purchase Order State Cube: POS	POCA_YTD_LY	Purchase Order Cost Amount YTD Last Year	LAG(POS.POCA_YTD, 1) OVER HIERARCHY ("TIME".HTBSNS BY ANCESTOR AT LEVEL "TIME".HTBSNS.BSNS_YR POSITION FROM BEGINNING)
Purchase Order State Cube: POS	POCA_YTD_LY_ CHG	Purchase Order Cost Amount YTD Last Year Change	LAG(POS.POCA_YTD, 1) OVER HIERARCHY ("TIME".HTBSNS BY ANCESTOR AT LEVEL "TIME".HTBSNS.BSNS_YR POSITION FROM BEGINNING)
Purchase Order State Cube: POS	POCA_YTD_LY_ PCT_CHG	Purchase Order Cost Amount YTD Last Year % Change	LAG_VARIANCE_PERCENT(POS.POCA_YTD, 1) OVER HIERARCHY ("TIME".HTBSNS BY ANCESTOR AT LEVEL "TIME".HTBSNS.BSNS_YR POSITION FROM BEGINNING)
Purchase Order State Cube: POS	PPA_LP	Pickup Amount Last Period	LAG(POS.PPA, 1) OVER HIERARCHY ("TIME".HTBSNS)
Purchase Order State Cube: POS	PPA_LP_CHG	Pickup Amount Last Period Change	LAG_VARIANCE(POS.PPA, 1) OVER HIERARCHY ("TIME".HTBSNS)
Purchase Order State Cube: POS	PPA_LP_PCT_CHG	Pickup Amount Last Period % Change	LAG_VARIANCE_PERCENT(POS.PPA, 1) OVER HIERARCHY ("TIME".HTBSNS)
Purchase Order State Cube: POS	PPA_LY	Pickup Amount Last Year	LAG(POS.PPA, 1) OVER HIERARCHY ("TIME".HTBSNS BY ANCESTOR AT LEVEL "TIME".HTBSNS.BSNS_YR POSITION FROM BEGINNING)

Cube Name	Physical Name	Logical Name	Expression / Calculation
Purchase Order State Cube: POS	PPA_LY_CHG	Pickup Amount Last Year Change	LAG_VARIANCE(POS.PPA, 1) OVER HIERARCHY ("TIME".HTBSNS BY ANCESTOR AT LEVEL "TIME".HTBSNS.BSNS_YR POSITION FROM BEGINNING)
Purchase Order State Cube: POS	PPA_LY_PCT_CHG	Pickup Amount Last Year % Change	LAG_VARIANCE_PERCENT(POS.PPA, 1) OVER HIERARCHY ("TIME".HTBSNS BY ANCESTOR AT LEVEL "TIME".HTBSNS.BSNS_YR POSITION FROM BEGINNING)
Purchase Order State Cube: POS	PPA_YTD	Pickup Amount YTD	SUM(POS.PPA) OVER HIERARCHY ("TIME".HTBSNS BETWEEN UNBOUNDED PRECEDING AND CURRENT MEMBER WITHIN ANCESTOR AT LEVEL "TIME".BSNS_YR)
Purchase Order State Cube: POS	PPA_YTD_LY	Pickup Amount YTD Last Year	LAG(POS.PPA_YTD, 1) OVER HIERARCHY ("TIME".HTBSNS BY ANCESTOR AT LEVEL "TIME".HTBSNS.BSNS_YR POSITION FROM BEGINNING)
Purchase Order State Cube: POS	PPA_YTD_LY_CHG	Pickup Amount YTD Last Year Change	LAG(POS.PPA_YTD, 1) OVER HIERARCHY ("TIME".HTBSNS BY ANCESTOR AT LEVEL "TIME".HTBSNS.BSNS_YR POSITION FROM BEGINNING)
Purchase Order State Cube: POS	PPA_YTD_LY_PCT_ CHG	Pickup Amount YTD Last Year % Change	LAG_VARIANCE_PERCENT(POS.PPA_YTD, 1) OVER HIERARCHY ("TIME".HTBSNS BY ANCESTOR AT LEVEL "TIME".HTBSNS.BSNS_YR POSITION FROM BEGINNING)
Purchase Order State Cube: POS	PPQ_LP	Pickup Quantity Last Period	LAG(POS.PPQ, 1) OVER HIERARCHY ("TIME".HTBSNS)
Purchase Order State Cube: POS	PPQ_LP_CHG	Pickup Quantity Last Period Change	LAG_VARIANCE(POS.PPQ, 1) OVER HIERARCHY ("TIME".HTBSNS)
Purchase Order State Cube: POS	PPQ_LP_PCT_CHG	Pickup Quantity Last Period % Change	LAG_VARIANCE_PERCENT(POS.PPQ, 1) OVER HIERARCHY ("TIME".HTBSNS)
Purchase Order State Cube: POS	PPQ_LY	Pickup Quantity Last Year	LAG(POS.PPQ, 1) OVER HIERARCHY ("TIME".HTBSNS BY ANCESTOR AT LEVEL "TIME".HTBSNS.BSNS_YR POSITION FROM BEGINNING)
Purchase Order State Cube: POS	PPQ_LY_CHG	Pickup Quantity Last Year Change	LAG_VARIANCE(POS.PPQ, 1) OVER HIERARCHY ("TIME".HTBSNS BY ANCESTOR AT LEVEL "TIME".HTBSNS.BSNS_YR POSITION FROM BEGINNING)
Purchase Order State Cube: POS	PPQ_LY_PCT_CHG	Pickup Quantity Last Year % Change	LAG_VARIANCE_PERCENT(POS.PPQ, 1) OVER HIERARCHY ("TIME".HTBSNS BY ANCESTOR AT LEVEL "TIME".HTBSNS.BSNS_YR POSITION FROM BEGINNING)
Purchase Order State Cube: POS	PPQ_YTD	Pickup Quantity YTD	SUM(POS.PPQ) OVER HIERARCHY ("TIME".HTBSNS BETWEEN UNBOUNDED PRECEDING AND CURRENT MEMBER WITHIN ANCESTOR AT LEVEL "TIME".BSNS_YR)
Purchase Order State Cube: POS	PPQ_YTD_LY	Pickup Quantity YTD Last Year	LAG(POS.PPQ_YTD, 1) OVER HIERARCHY ("TIME".HTBSNS BY ANCESTOR AT LEVEL "TIME".HTBSNS.BSNS_YR POSITION FROM BEGINNING)
Purchase Order State Cube: POS	PPQ_YTD_LY_CHG	Pickup Quantity YTD Last Year Change	LAG(POS.PPQ_YTD, 1) OVER HIERARCHY ("TIME".HTBSNS BY ANCESTOR AT LEVEL "TIME".HTBSNS.BSNS_YR POSITION FROM BEGINNING)
Purchase Order State Cube: POS	PPQ_YTD_LY_PCT_ CHG	Pickup Quantity YTD Last Year % Change	LAG_VARIANCE_PERCENT(POS.PPQ_YTD, 1) OVER HIERARCHY ("TIME".HTBSNS BY ANCESTOR AT LEVEL "TIME".HTBSNS.BSNS_YR POSITION FROM BEGINNING)
Purchase Order State Cube: POS	PPU_LP	Pickup Units Last Period	LAG(POS.PPU, 1) OVER HIERARCHY ("TIME".HTBSNS)

Cube Name	Physical Name	Logical Name	Expression / Calculation
Purchase Order State Cube: POS	PPU_LP_CHG	Pickup Units Last Period Change	LAG_VARIANCE(POS.PPU, 1) OVER HIERARCHY ("TIME".HTBSNS)
Purchase Order State Cube: POS	PPU_LP_PCT_CHG	Pickup Units Last Period % Change	LAG_VARIANCE_PERCENT(POS.PPU, 1) OVER HIERARCHY ("TIME".HTBSNS)
Purchase Order State Cube: POS	PPU_LY	Pickup Units Last Year	LAG(POS.PPU, 1) OVER HIERARCHY ("TIME".HTBSNS BY ANCESTOR AT LEVEL "TIME".HTBSNS.BSNS_YR POSITION FROM BEGINNING)
Purchase Order State Cube: POS	PPU_LY_CHG	Pickup Units Last Year Change	LAG_VARIANCE(POS.PPU, 1) OVER HIERARCHY ("TIME".HTBSNS BY ANCESTOR AT LEVEL "TIME".HTBSNS.BSNS_YR POSITION FROM BEGINNING)
Purchase Order State Cube: POS	PPU_LY_PCT_CHG	Pickup Units Last Year % Change	LAG_VARIANCE_PERCENT(POS.PPU, 1) OVER HIERARCHY ("TIME".HTBSNS BY ANCESTOR AT LEVEL "TIME".HTBSNS.BSNS_YR POSITION FROM BEGINNING)
Purchase Order State Cube: POS	PPU_YTD	Pickup Units YTD	SUM(POS.PPU) OVER HIERARCHY ("TIME".HTBSNS BETWEEN UNBOUNDED PRECEDING AND CURRENT MEMBER WITHIN ANCESTOR AT LEVEL "TIME".BSNS_ YR)
Purchase Order State Cube: POS	PPU_YTD_LY	Pickup Units YTD Last Year	LAG(POS.PPU_YTD, 1) OVER HIERARCHY ("TIME".HTBSNS BY ANCESTOR AT LEVEL "TIME".HTBSNS.BSNS_YR POSITION FROM BEGINNING)
Purchase Order State Cube: POS	PPU_YTD_LY_CHG	Pickup Units YTD Last Year Change	LAG(POS.PPU_YTD, 1) OVER HIERARCHY ("TIME".HTBSNS BY ANCESTOR AT LEVEL "TIME".HTBSNS.BSNS_YR POSITION FROM BEGINNING)
Purchase Order State Cube: POS	PPU_YTD_LY_PCT_ CHG	Pickup Units YTD Last Year % Change	LAG_VARIANCE_PERCENT(POS.PPU_YTD, 1) OVER HIERARCHY ("TIME".HTBSNS BY ANCESTOR AT LEVEL "TIME".HTBSNS.BSNS_YR POSITION FROM BEGINNING)
Purchase Order State Cube: POS	PQ_LP	Pick Quantity Last Period	LAG(POS.PQ, 1) OVER HIERARCHY ("TIME".HTBSNS)
Purchase Order State Cube: POS	PQ_LP_CHG	Pick Quantity Last Period Change	LAG_VARIANCE(POS.PQ, 1) OVER HIERARCHY ("TIME".HTBSNS)
Purchase Order State Cube: POS	PQ_LP_PCT_CHG	Pick Quantity Last Period % Change	LAG_VARIANCE_PERCENT(POS.PQ, 1) OVER HIERARCHY ("TIME".HTBSNS)
Purchase Order State Cube: POS	PQ_LY	Pick Quantity Last Year	LAG(POS.PQ, 1) OVER HIERARCHY ("TIME".HTBSNS BY ANCESTOR AT LEVEL "TIME".HTBSNS.BSNS_YR POSITION FROM BEGINNING)
Purchase Order State Cube: POS	PQ_LY_CHG	Pick Quantity Last Year Change	LAG_VARIANCE(POS.PQ, 1) OVER HIERARCHY ("TIME".HTBSNS BY ANCESTOR AT LEVEL "TIME".HTBSNS.BSNS_YR POSITION FROM BEGINNING)
Purchase Order State Cube: POS	PQ_LY_PCT_CHG	Pick Quantity Last Year % Change	LAG_VARIANCE_PERCENT(POS.PQ, 1) OVER HIERARCHY ("TIME".HTBSNS BY ANCESTOR AT LEVEL "TIME".HTBSNS.BSNS_YR POSITION FROM BEGINNING)
Purchase Order State Cube: POS	PQ_YTD	Pick Quantity YTD	SUM(POS.PQ) OVER HIERARCHY ("TIME".HTBSNS BETWEEN UNBOUNDED PRECEDING AND CURRENT MEMBER WITHIN ANCESTOR AT LEVEL "TIME".BSNS_ YR)
Purchase Order State Cube: POS	PQ_YTD_LY	Pick Quantity YTD Last Year	LAG(POS.PQ_YTD, 1) OVER HIERARCHY ("TIME".HTBSNS BY ANCESTOR AT LEVEL "TIME".HTBSNS.BSNS_YR POSITION FROM BEGINNING)

Cube Name	Physical Name	Logical Name	Expression / Calculation
Purchase Order State Cube: POS	PQ_YTD_LY_CHG	Pick Quantity YTD Last Year Change	LAG(POS.PQ_YTD, 1) OVER HIERARCHY ("TIME".HTBSNS BY ANCESTOR AT LEVEL "TIME".HTBSNS.BSNS_YR POSITION FROM BEGINNING)
Purchase Order State Cube: POS	PQ_YTD_LY_PCT_ CHG	Pick Quantity YTD Last Year % Change	LAG_VARIANCE_PERCENT(POS.PQ_YTD, 1) OVER HIERARCHY ("TIME".HTBSNS BY ANCESTOR AT LEVEL "TIME".HTBSNS.BSNS_YR POSITION FROM BEGINNING)
Purchase Order State Cube: POS	PU_LP	Pick Units Last Period	LAG(POS.PU, 1) OVER HIERARCHY ("TIME".HTBSNS)
Purchase Order State Cube: POS	PU_LP_CHG	Pick Units Last Period Change	LAG_VARIANCE(POS.PU, 1) OVER HIERARCHY ("TIME".HTBSNS)
Purchase Order State Cube: POS	PU_LP_PCT_CHG	Pick Units Last Period % Change	LAG_VARIANCE_PERCENT(POS.PU, 1) OVER HIERARCHY ("TIME".HTBSNS)
Purchase Order State Cube: POS	PU_LY	Pick Units Last Year	LAG(POS.PU, 1) OVER HIERARCHY ("TIME".HTBSNS BY ANCESTOR AT LEVEL "TIME".HTBSNS.BSNS_YR POSITION FROM BEGINNING)
Purchase Order State Cube: POS	PU_LY_CHG	Pick Units Last Year Change	LAG_VARIANCE(POS.PU, 1) OVER HIERARCHY ("TIME".HTBSNS BY ANCESTOR AT LEVEL "TIME".HTBSNS.BSNS_YR POSITION FROM BEGINNING)
Purchase Order State Cube: POS	PU_LY_PCT_CHG	Pick Units Last Year % Change	LAG_VARIANCE_PERCENT(POS.PU, 1) OVER HIERARCHY ("TIME".HTBSNS BY ANCESTOR AT LEVEL "TIME".HTBSNS.BSNS_YR POSITION FROM BEGINNING)
Purchase Order State Cube: POS	PU_YTD	Pick Units YTD	SUM(POS.PU) OVER HIERARCHY ("TIME".HTBSNS BETWEEN UNBOUNDED PRECEDING AND CURRENT MEMBER WITHIN ANCESTOR AT LEVEL "TIME".BSNS_YR)
Purchase Order State Cube: POS	PU_YTD_LY	Pick Units YTD Last Year	LAG(POS.PU_YTD, 1) OVER HIERARCHY ("TIME".HTBSNS BY ANCESTOR AT LEVEL "TIME".HTBSNS.BSNS_YR POSITION FROM BEGINNING)
Purchase Order State Cube: POS	PU_YTD_LY_CHG	Pick Units YTD Last Year Change	LAG(POS.PU_YTD, 1) OVER HIERARCHY ("TIME".HTBSNS BY ANCESTOR AT LEVEL "TIME".HTBSNS.BSNS_YR POSITION FROM BEGINNING)
Purchase Order State Cube: POS	PU_YTD_LY_PCT_ CHG	Pick Units YTD Last Year % Change	LAG_VARIANCE_PERCENT(POS.PU_YTD, 1) OVER HIERARCHY ("TIME".HTBSNS BY ANCESTOR AT LEVEL "TIME".HTBSNS.BSNS_YR POSITION FROM BEGINNING)
Purchase Order State Cube: POS	RDA_LP	Return Discount Amount Last Period	LAG(POS.RDA, 1) OVER HIERARCHY ("TIME".HTBSNS)
Purchase Order State Cube: POS	RDA_LP_CHG	Return Discount Amount Last Period Change	LAG_VARIANCE(POS.RDA, 1) OVER HIERARCHY ("TIME".HTBSNS)
Purchase Order State Cube: POS	RDA_LP_PCT_CHG	Return Discount Amount Last Period % Change	LAG_VARIANCE_PERCENT(POS.RDA, 1) OVER HIERARCHY ("TIME".HTBSNS)
Purchase Order State Cube: POS	RDA_LY	Return Discount Amount Last Year	LAG(POS.RDA, 1) OVER HIERARCHY ("TIME".HTBSNS BY ANCESTOR AT LEVEL "TIME".HTBSNS.BSNS_YR POSITION FROM BEGINNING)
Purchase Order State Cube: POS	RDA_LY_CHG	Return Discount Amount Last Year Change	LAG_VARIANCE(POS.RDA, 1) OVER HIERARCHY ("TIME".HTBSNS BY ANCESTOR AT LEVEL "TIME".HTBSNS.BSNS_YR POSITION FROM BEGINNING)

Cube Name	Physical Name	Logical Name	Expression / Calculation
Purchase Order State Cube: POS	RDA_LY_PCT_CHG	Return Discount Amount Last Year % Change	LAG_VARIANCE_PERCENT(POS.RDA, 1) OVER HIERARCHY ("TIME".HTBSNS BY ANCESTOR AT LEVEL "TIME".HTBSNS.BSNS_YR POSITION FROM BEGINNING)
Purchase Order State Cube: POS	RDA_YTD	Return Discount Amount YTD	SUM(POS.RDA) OVER HIERARCHY ("TIME".HTBSNS BETWEEN UNBOUNDED PRECEDING AND CURRENT MEMBER WITHIN ANCESTOR AT LEVEL "TIME".BSNS_ YR)
Purchase Order State Cube: POS	RDA_YTD_LY	Return Discount Amount YTD Last Year	LAG(POS.RDA_YTD, 1) OVER HIERARCHY ("TIME".HTBSNS BY ANCESTOR AT LEVEL "TIME".HTBSNS.BSNS_YR POSITION FROM BEGINNING)
Purchase Order State Cube: POS	RDA_YTD_LY_CHG	Return Discount Amount YTD Last Year Change	LAG(POS.RDA_YTD, 1) OVER HIERARCHY ("TIME".HTBSNS BY ANCESTOR AT LEVEL "TIME".HTBSNS.BSNS_YR POSITION FROM BEGINNING)
Purchase Order State Cube: POS	RDA_YTD_LY_PCT_ CHG	Return Discount Amount YTD Last Year % Change	LAG_VARIANCE_PERCENT(POS.RDA_YTD, 1) OVER HIERARCHY ("TIME".HTBSNS BY ANCESTOR AT LEVEL "TIME".HTBSNS.BSNS_YR POSITION FROM BEGINNING)
Purchase Order State Cube: POS	RDCA_LP	Rush Delivery Charge Amount Last Period	LAG(POS.RDCA, 1) OVER HIERARCHY ("TIME".HTBSNS)
Purchase Order State Cube: POS	RDCA_LP_CHG	Rush Delivery Charge Amount Last Period Change	LAG_VARIANCE(POS.RDCA, 1) OVER HIERARCHY ("TIME".HTBSNS)
Purchase Order State Cube: POS	RDCA_LP_PCT_ CHG	Rush Delivery Charge Amount Last Period % Change	LAG_VARIANCE_PERCENT(POS.RDCA, 1) OVER HIERARCHY ("TIME".HTBSNS)
Purchase Order State Cube: POS	RDCA_LY	Rush Delivery Charge Amount Last Year	LAG(POS.RDCA, 1) OVER HIERARCHY ("TIME".HTBSNS BY ANCESTOR AT LEVEL "TIME".HTBSNS.BSNS_YR POSITION FROM BEGINNING)
Purchase Order State Cube: POS	RDCA_LY_CHG	Rush Delivery Charge Amount Last Year Change	LAG_VARIANCE(POS.RDCA, 1) OVER HIERARCHY ("TIME".HTBSNS BY ANCESTOR AT LEVEL "TIME".HTBSNS.BSNS_YR POSITION FROM BEGINNING)
Purchase Order State Cube: POS	RDCA_LY_PCT_ CHG	Rush Delivery Charge Amount Last Year % Change	LAG_VARIANCE_PERCENT(POS.RDCA, 1) OVER HIERARCHY ("TIME".HTBSNS BY ANCESTOR AT LEVEL "TIME".HTBSNS.BSNS_YR POSITION FROM BEGINNING)
Purchase Order State Cube: POS	RDCA_YTD	Rush Delivery Charge Amount YTD	SUM(POS.RDCA) OVER HIERARCHY ("TIME".HTBSNS BETWEEN UNBOUNDED PRECEDING AND CURRENT MEMBER WITHIN ANCESTOR AT LEVEL "TIME".BSNS_ YR)
Purchase Order State Cube: POS	RDCA_YTD_LY	Rush Delivery Charge Amount YTD Last Year	LAG(POS.RDCA_YTD, 1) OVER HIERARCHY ("TIME".HTBSNS BY ANCESTOR AT LEVEL "TIME".HTBSNS.BSNS_YR POSITION FROM BEGINNING)
Purchase Order State Cube: POS	RDCA_YTD_LY_ CHG	Rush Delivery Charge Amount YTD Last Year Change	LAG(POS.RDCA_YTD, 1) OVER HIERARCHY ("TIME".HTBSNS BY ANCESTOR AT LEVEL "TIME".HTBSNS.BSNS_YR POSITION FROM BEGINNING)
Purchase Order State Cube: POS	RDCA_YTD_LY_ PCT_CHG	Rush Delivery Charge Amount YTD Last Year % Change	LAG_VARIANCE_PERCENT(POS.RDCA_YTD, 1) OVER HIERARCHY ("TIME".HTBSNS BY ANCESTOR AT LEVEL "TIME".HTBSNS.BSNS_YR POSITION FROM BEGINNING)
Purchase Order State Cube: POS	RNDCA_LP	Return Delivery Charge Amount Last Period	LAG(POS.RNDCA, 1) OVER HIERARCHY ("TIME".HTBSNS)

Cube Name	Physical Name	Logical Name	Expression / Calculation
Purchase Order State Cube: POS	RNDCA_LP_CHG	Return Delivery Charge Amount Last Period Change	LAG_VARIANCE(POS.RNDCA, 1) OVER HIERARCHY ("TIME".HTBSNS)
Purchase Order State Cube: POS	RNDCA_LP_PCT_ CHG	Return Delivery Charge Amount Last Period % Change	LAG_VARIANCE_PERCENT(POS.RNDCA, 1) OVER HIERARCHY ("TIME".HTBSNS)
Purchase Order State Cube: POS	RNDCA_LY	Return Delivery Charge Amount Last Year	LAG(POS.RNDCA, 1) OVER HIERARCHY ("TIME".HTBSNS BY ANCESTOR AT LEVEL "TIME".HTBSNS.BSNS_YR POSITION FROM BEGINNING)
Purchase Order State Cube: POS	RNDCA_LY_CHG	Return Delivery Charge Amount Last Year Change	LAG_VARIANCE(POS.RNDCA, 1) OVER HIERARCHY ("TIME".HTBSNS BY ANCESTOR AT LEVEL "TIME".HTBSNS.BSNS_YR POSITION FROM BEGINNING)
Purchase Order State Cube: POS	RNDCA_LY_PCT_ CHG	Return Delivery Charge Amount Last Year % Change	LAG_VARIANCE_PERCENT(POS.RNDCA, 1) OVER HIERARCHY ("TIME".HTBSNS BY ANCESTOR AT LEVEL "TIME".HTBSNS.BSNS_YR POSITION FROM BEGINNING)
Purchase Order State Cube: POS	RNDCA_YTD	Return Delivery Charge Amount YTD	SUM(POS.RNDCA) OVER HIERARCHY ("TIME".HTBSNS BETWEEN UNBOUNDED PRECEDING AND CURRENT MEMBER WITHIN ANCESTOR AT LEVEL "TIME".BSNS_YR)
Purchase Order State Cube: POS	RNDCA_YTD_LY	Return Delivery Charge Amount YTD Last Year	LAG(POS.RNDCA_YTD, 1) OVER HIERARCHY ("TIME".HTBSNS BY ANCESTOR AT LEVEL "TIME".HTBSNS.BSNS_YR POSITION FROM BEGINNING)
Purchase Order State Cube: POS	RNDCA_YTD_LY_ CHG	Return Delivery Charge Amount YTD Last Year Change	LAG(POS.RNDCA_YTD, 1) OVER HIERARCHY ("TIME".HTBSNS BY ANCESTOR AT LEVEL "TIME".HTBSNS.BSNS_YR POSITION FROM BEGINNING)
Purchase Order State Cube: POS	RNDCA_YTD_LY_ PCT_CHG	Return Delivery Charge Amount YTD Last Year % Change	LAG_VARIANCE_PERCENT(POS.RNDCA_YTD, 1) OVER HIERARCHY ("TIME".HTBSNS BY ANCESTOR AT LEVEL "TIME".HTBSNS.BSNS_YR POSITION FROM BEGINNING)
Purchase Order State Cube: POS	RPOA_LP	Return Purchase Order Amount Last Period	LAG(POS.RPOA, 1) OVER HIERARCHY ("TIME".HTBSNS)
Purchase Order State Cube: POS	RPOA_LP_CHG	Return Purchase Order Amount Last Period Change	LAG_VARIANCE(POS.RPOA, 1) OVER HIERARCHY ("TIME".HTBSNS)
Purchase Order State Cube: POS	RPOA_LP_PCT_CHG	Return Purchase Order Amount Last Period % Change	LAG_VARIANCE_PERCENT(POS.RPOA, 1) OVER HIERARCHY ("TIME".HTBSNS)
Purchase Order State Cube: POS	RPOA_LY	Return Purchase Order Amount Last Year	LAG(POS.RPOA, 1) OVER HIERARCHY ("TIME".HTBSNS BY ANCESTOR AT LEVEL "TIME".HTBSNS.BSNS_YR POSITION FROM BEGINNING)
Purchase Order State Cube: POS	RPOA_LY_CHG	Return Purchase Order Amount Last Year Change	LAG_VARIANCE(POS.RPOA, 1) OVER HIERARCHY ("TIME".HTBSNS BY ANCESTOR AT LEVEL "TIME".HTBSNS.BSNS_YR POSITION FROM BEGINNING)
Purchase Order State Cube: POS	RPOA_LY_PCT_CHG	Return Purchase Order Amount Last Year % Change	LAG_VARIANCE_PERCENT(POS.RPOA, 1) OVER HIERARCHY ("TIME".HTBSNS BY ANCESTOR AT LEVEL "TIME".HTBSNS.BSNS_YR POSITION FROM BEGINNING)
Purchase Order State Cube: POS	RPOA_YTD	Return Purchase Order Amount YTD	SUM(POS.RPOA) OVER HIERARCHY ("TIME".HTBSNS BETWEEN UNBOUNDED PRECEDING AND CURRENT MEMBER WITHIN ANCESTOR AT LEVEL "TIME".BSNS_YR)

Cube Name	Physical Name	Logical Name	Expression / Calculation
Purchase Order State Cube: POS	RPOA_YTD_LY	Return Purchase Order Amount YTD Last Year	LAG(POS.RPOA_YTD, 1) OVER HIERARCHY ("TIME".HTBSNS BY ANCESTOR AT LEVEL "TIME".HTBSNS.BSNS_YR POSITION FROM BEGINNING)
Purchase Order State Cube: POS	RPOA_YTD_LY_ CHG	Return Purchase Order Amount YTD Last Year Change	LAG(POS.RPOA_YTD, 1) OVER HIERARCHY ("TIME".HTBSNS BY ANCESTOR AT LEVEL "TIME".HTBSNS.BSNS_YR POSITION FROM BEGINNING)
Purchase Order State Cube: POS	RPOA_YTD_LY_ PCT_CHG	Return Purchase Order Amount YTD Last Year % Change	LAG_VARIANCE_PERCENT(POS.RPOA_YTD, 1) OVER HIERARCHY ("TIME".HTBSNS BY ANCESTOR AT LEVEL "TIME".HTBSNS.BSNS_YR POSITION FROM BEGINNING)
Purchase Order State Cube: POS	RQ_LP	Return Quantity Last Period	LAG(POS.RQ, 1) OVER HIERARCHY ("TIME".HTBSNS)
Purchase Order State Cube: POS	RQ_LP_CHG	Return Quantity Last Period Change	LAG_VARIANCE(POS.RQ, 1) OVER HIERARCHY ("TIME".HTBSNS)
Purchase Order State Cube: POS	RQ_LP_PCT_CHG	Return Quantity Last Period % Change	LAG_VARIANCE_PERCENT(POS.RQ, 1) OVER HIERARCHY ("TIME".HTBSNS)
Purchase Order State Cube: POS	RQ_LY	Return Quantity Last Year	LAG(POS.RQ, 1) OVER HIERARCHY ("TIME".HTBSNS BY ANCESTOR AT LEVEL "TIME".HTBSNS.BSNS_YR POSITION FROM BEGINNING)
Purchase Order State Cube: POS	RQ_LY_CHG	Return Quantity Last Year Change	LAG_VARIANCE(POS.RQ, 1) OVER HIERARCHY ("TIME".HTBSNS BY ANCESTOR AT LEVEL "TIME".HTBSNS.BSNS_YR POSITION FROM BEGINNING)
Purchase Order State Cube: POS	RQ_LY_PCT_CHG	Return Quantity Last Year % Change	LAG_VARIANCE_PERCENT(POS.RQ, 1) OVER HIERARCHY ("TIME".HTBSNS BY ANCESTOR AT LEVEL "TIME".HTBSNS.BSNS_YR POSITION FROM BEGINNING)
Purchase Order State Cube: POS	RQ_YTD	Return Quantity YTD	SUM(POS.RQ) OVER HIERARCHY ("TIME".HTBSNS BETWEEN UNBOUNDED PRECEDING AND CURRENT MEMBER WITHIN ANCESTOR AT LEVEL "TIME".BSNS_ YR)
Purchase Order State Cube: POS	RQ_YTD_LY	Return Quantity YTD Last Year	LAG(POS.RQ_YTD, 1) OVER HIERARCHY ("TIME".HTBSNS BY ANCESTOR AT LEVEL "TIME".HTBSNS.BSNS_YR POSITION FROM BEGINNING)
Purchase Order State Cube: POS	RQ_YTD_LY_CHG	Return Quantity YTD Last Year Change	LAG(POS.RQ_YTD, 1) OVER HIERARCHY ("TIME".HTBSNS BY ANCESTOR AT LEVEL "TIME".HTBSNS.BSNS_YR POSITION FROM BEGINNING)
Purchase Order State Cube: POS	RQ_YTD_LY_PCT_ CHG	Return Quantity YTD Last Year % Change	LAG_VARIANCE_PERCENT(POS.RQ_YTD, 1) OVER HIERARCHY ("TIME".HTBSNS BY ANCESTOR AT LEVEL "TIME".HTBSNS.BSNS_YR POSITION FROM BEGINNING)
Purchase Order State Cube: POS	RRDCA_LP	Return Rush Delivery Charge Amount Last Period	LAG(POS.RRDCA, 1) OVER HIERARCHY ("TIME".HTBSNS)
Purchase Order State Cube: POS	RRDCA_LP_CHG	Return Rush Delivery Charge Amount Last Period Change	LAG_VARIANCE(POS.RRDCA, 1) OVER HIERARCHY ("TIME".HTBSNS)
Purchase Order State Cube: POS	RRDCA_LP_PCT_ CHG	Return Rush Delivery Charge Amount Last Period % Change	LAG_VARIANCE_PERCENT(POS.RRDCA, 1) OVER HIERARCHY ("TIME".HTBSNS)
Purchase Order State Cube: POS	RRDCA_LY	Return Rush Delivery Charge Amount Last Year	LAG(POS.RRDCA, 1) OVER HIERARCHY ("TIME".HTBSNS BY ANCESTOR AT LEVEL "TIME".HTBSNS.BSNS_YR POSITION FROM BEGINNING)

Cube Name	Physical Name	Logical Name	Expression / Calculation
Purchase Order State Cube: POS	RRDCA_LY_CHG	Return Rush Delivery Charge Amount Last Year Change	LAG_VARIANCE(POS.RRDCA, 1) OVER HIERARCHY ("TIME".HTBSNS BY ANCESTOR AT LEVEL "TIME".HTBSNS.BSNS_YR POSITION FROM BEGINNING)
Purchase Order State Cube: POS	RRDCA_LY_PCT_ CHG	Return Rush Delivery Charge Amount Last Year % Change	LAG_VARIANCE_PERCENT(POS.RRDCA, 1) OVER HIERARCHY ("TIME".HTBSNS BY ANCESTOR AT LEVEL "TIME".HTBSNS.BSNS_YR POSITION FROM BEGINNING)
Purchase Order State Cube: POS	RRDCA_YTD	Return Rush Delivery Charge Amount YTD	SUM(POS.RRDCA) OVER HIERARCHY ("TIME".HTBSNS BETWEEN UNBOUNDED PRECEDING AND CURRENT MEMBER WITHIN ANCESTOR AT LEVEL "TIME".BSNS_ YR)
Purchase Order State Cube: POS	RRDCA_YTD_LY	Return Rush Delivery Charge Amount YTD Last Year	LAG(POS.RRDCA_YTD, 1) OVER HIERARCHY ("TIME".HTBSNS BY ANCESTOR AT LEVEL "TIME".HTBSNS.BSNS_YR POSITION FROM BEGINNING)
Purchase Order State Cube: POS	RRDCA_YTD_LY_ CHG	Return Rush Delivery Charge Amount YTD Last Year Change	LAG(POS.RRDCA_YTD, 1) OVER HIERARCHY ("TIME".HTBSNS BY ANCESTOR AT LEVEL "TIME".HTBSNS.BSNS_YR POSITION FROM BEGINNING)
Purchase Order State Cube: POS	RRDCA_YTD_LY_ PCT_CHG	Return Rush Delivery Charge Amount YTD Last Year % Change	LAG_VARIANCE_PERCENT(POS.RRDCA_YTD, 1) OVER HIERARCHY ("TIME".HTBSNS BY ANCESTOR AT LEVEL "TIME".HTBSNS.BSNS_YR POSITION FROM BEGINNING)
Purchase Order State Cube: POS	RSCA_LP	Return Service Charge Amount Last Period	LAG(POS.RSCA, 1) OVER HIERARCHY ("TIME".HTBSNS)
Purchase Order State Cube: POS	RSCA_LP_CHG	Return Service Charge Amount Last Period Change	LAG_VARIANCE(POS.RSCA, 1) OVER HIERARCHY ("TIME".HTBSNS)
Purchase Order State Cube: POS	RSCA_LP_PCT_CHG	Return Service Charge Amount Last Period % Change	LAG_VARIANCE_PERCENT(POS.RSCA, 1) OVER HIERARCHY ("TIME".HTBSNS)
Purchase Order State Cube: POS	RSCA_LY	Return Service Charge Amount Last Year	LAG(POS.RSCA, 1) OVER HIERARCHY ("TIME".HTBSNS BY ANCESTOR AT LEVEL "TIME".HTBSNS.BSNS_YR POSITION FROM BEGINNING)
Purchase Order State Cube: POS	RSCA_LY_CHG	Return Service Charge Amount Last Year Change	LAG_VARIANCE(POS.RSCA, 1) OVER HIERARCHY ("TIME".HTBSNS BY ANCESTOR AT LEVEL "TIME".HTBSNS.BSNS_YR POSITION FROM BEGINNING)
Purchase Order State Cube: POS	RSCA_LY_PCT_CHG	Return Service Charge Amount Last Year % Change	LAG_VARIANCE_PERCENT(POS.RSCA, 1) OVER HIERARCHY ("TIME".HTBSNS BY ANCESTOR AT LEVEL "TIME".HTBSNS.BSNS_YR POSITION FROM BEGINNING)
Purchase Order State Cube: POS	RSCA_YTD	Return Service Charge Amount YTD	SUM(POS.RSCA) OVER HIERARCHY ("TIME".HTBSNS BETWEEN UNBOUNDED PRECEDING AND CURRENT MEMBER WITHIN ANCESTOR AT LEVEL "TIME".BSNS_ YR)
Purchase Order State Cube: POS	RSCA_YTD_LY	Return Service Charge Amount YTD Last Year	LAG(POS.RSCA_YTD, 1) OVER HIERARCHY ("TIME".HTBSNS BY ANCESTOR AT LEVEL "TIME".HTBSNS.BSNS_YR POSITION FROM BEGINNING)
Purchase Order State Cube: POS	RSCA_YTD_LY_CHG	Return Service Charge Amount YTD Last Year Change	LAG(POS.RSCA_YTD, 1) OVER HIERARCHY ("TIME".HTBSNS BY ANCESTOR AT LEVEL "TIME".HTBSNS.BSNS_YR POSITION FROM BEGINNING)
Purchase Order State Cube: POS	RSCA_YTD_LY_ PCT_CHG	Return Service Charge Amount YTD Last Year % Change	LAG_VARIANCE_PERCENT(POS.RSCA_YTD, 1) OVER HIERARCHY ("TIME".HTBSNS BY ANCESTOR AT LEVEL "TIME".HTBSNS.BSNS_YR POSITION FROM BEGINNING)

Cube Name	Physical Name	Logical Name	Expression / Calculation
Purchase Order State Cube: POS	RTA_LP	Return Tax Amount Last Period	LAG(POS.RTA, 1) OVER HIERARCHY ("TIME".HTBSNS)
Purchase Order State Cube: POS	RTA_LP_CHG	Return Tax Amount Last Period Change	LAG_VARIANCE(POS.RTA, 1) OVER HIERARCHY ("TIME".HTBSNS)
Purchase Order State Cube: POS	RTA_LP_PCT_CHG	Return Tax Amount Last Period % Change	LAG_VARIANCE_PERCENT(POS.RTA, 1) OVER HIERARCHY ("TIME".HTBSNS)
Purchase Order State Cube: POS	RTA_LY	Return Tax Amount Last Year	LAG(POS.RTA, 1) OVER HIERARCHY ("TIME".HTBSNS BY ANCESTOR AT LEVEL "TIME".HTBSNS.BSNS_YR POSITION FROM BEGINNING)
Purchase Order State Cube: POS	RTA_LY_CHG	Return Tax Amount Last Year Change	LAG_VARIANCE(POS.RTA, 1) OVER HIERARCHY ("TIME".HTBSNS BY ANCESTOR AT LEVEL "TIME".HTBSNS.BSNS_YR POSITION FROM BEGINNING)
Purchase Order State Cube: POS	RTA_LY_PCT_CHG	Return Tax Amount Last Year % Change	LAG_VARIANCE_PERCENT(POS.RTA, 1) OVER HIERARCHY ("TIME".HTBSNS BY ANCESTOR AT LEVEL "TIME".HTBSNS.BSNS_YR POSITION FROM BEGINNING)
Purchase Order State Cube: POS	RTA_YTD	Return Tax Amount YTD	SUM(POS.RTA) OVER HIERARCHY ("TIME".HTBSNS BETWEEN UNBOUNDED PRECEDING AND CURRENT MEMBER WITHIN ANCESTOR AT LEVEL "TIME".BSNS_YR)
Purchase Order State Cube: POS	RTA_YTD_LY	Return Tax Amount YTD Last Year	LAG(POS.RTA_YTD, 1) OVER HIERARCHY ("TIME".HTBSNS BY ANCESTOR AT LEVEL "TIME".HTBSNS.BSNS_YR POSITION FROM BEGINNING)
Purchase Order State Cube: POS	RTA_YTD_LY_CHG	Return Tax Amount YTD Last Year Change	LAG(POS.RTA_YTD, 1) OVER HIERARCHY ("TIME".HTBSNS BY ANCESTOR AT LEVEL "TIME".HTBSNS.BSNS_YR POSITION FROM BEGINNING)
Purchase Order State Cube: POS	RTA_YTD_LY_PCT_CHG	Return Tax Amount YTD Last Year % Change	LAG_VARIANCE_PERCENT(POS.RTA_YTD, 1) OVER HIERARCHY ("TIME".HTBSNS BY ANCESTOR AT LEVEL "TIME".HTBSNS.BSNS_YR POSITION FROM BEGINNING)
Purchase Order State Cube: POS	RU_LP	Return Units Last Period	LAG(POS.RU, 1) OVER HIERARCHY ("TIME".HTBSNS)
Purchase Order State Cube: POS	RU_LP_CHG	Return Units Last Period Change	LAG_VARIANCE(POS.RU, 1) OVER HIERARCHY ("TIME".HTBSNS)
Purchase Order State Cube: POS	RU_LP_PCT_CHG	Return Units Last Period % Change	LAG_VARIANCE_PERCENT(POS.RU, 1) OVER HIERARCHY ("TIME".HTBSNS)
Purchase Order State Cube: POS	RU_LY	Return Units Last Year	LAG(POS.RU, 1) OVER HIERARCHY ("TIME".HTBSNS BY ANCESTOR AT LEVEL "TIME".HTBSNS.BSNS_YR POSITION FROM BEGINNING)
Purchase Order State Cube: POS	RU_LY_CHG	Return Units Last Year Change	LAG_VARIANCE(POS.RU, 1) OVER HIERARCHY ("TIME".HTBSNS BY ANCESTOR AT LEVEL "TIME".HTBSNS.BSNS_YR POSITION FROM BEGINNING)
Purchase Order State Cube: POS	RU_LY_PCT_CHG	Return Units Last Year % Change	LAG_VARIANCE_PERCENT(POS.RU, 1) OVER HIERARCHY ("TIME".HTBSNS BY ANCESTOR AT LEVEL "TIME".HTBSNS.BSNS_YR POSITION FROM BEGINNING)
Purchase Order State Cube: POS	RU_YTD	Return Units YTD	SUM(POS.RU) OVER HIERARCHY ("TIME".HTBSNS BETWEEN UNBOUNDED PRECEDING AND CURRENT MEMBER WITHIN ANCESTOR AT LEVEL "TIME".BSNS_YR)
Purchase Order State Cube: POS	RU_YTD_LY	Return Units YTD Last Year	LAG(POS.RU_YTD, 1) OVER HIERARCHY ("TIME".HTBSNS BY ANCESTOR AT LEVEL "TIME".HTBSNS.BSNS_YR POSITION FROM BEGINNING)

Cube Name	Physical Name	Logical Name	Expression / Calculation
Purchase Order State Cube: POS	RU_YTD_LY_CHG	Return Units YTD Last Year Change	LAG(POS.RU_YTD, 1) OVER HIERARCHY ("TIME".HTBSNS BY ANCESTOR AT LEVEL "TIME".HTBSNS.BSNS_YR POSITION FROM BEGINNING)
Purchase Order State Cube: POS	RU_YTD_LY_PCT_ CHG	Return Units YTD Last Year % Change	LAG_VARIANCE_PERCENT(POS.RU_YTD, 1) OVER HIERARCHY ("TIME".HTBSNS BY ANCESTOR AT LEVEL "TIME".HTBSNS.BSNS_YR POSITION FROM BEGINNING)
Purchase Order State Cube: POS	SA_LP	Shipped Amount Last Period	LAG(POS.SA, 1) OVER HIERARCHY ("TIME".HTBSNS)
Purchase Order State Cube: POS	SA_LP_CHG	Shipped Amount Last Period Change	LAG_VARIANCE(POS.SA, 1) OVER HIERARCHY ("TIME".HTBSNS)
Purchase Order State Cube: POS	SA_LP_PCT_CHG	Shipped Amount Last Period % Change	LAG_VARIANCE_PERCENT(POS.SA, 1) OVER HIERARCHY ("TIME".HTBSNS)
Purchase Order State Cube: POS	SA_LY	Shipped Amount Last Year	LAG(POS.SA, 1) OVER HIERARCHY ("TIME".HTBSNS BY ANCESTOR AT LEVEL "TIME".HTBSNS.BSNS_YR POSITION FROM BEGINNING)
Purchase Order State Cube: POS	SA_LY_CHG	Shipped Amount Last Year Change	LAG_VARIANCE(POS.SA, 1) OVER HIERARCHY ("TIME".HTBSNS BY ANCESTOR AT LEVEL "TIME".HTBSNS.BSNS_YR POSITION FROM BEGINNING)
Purchase Order State Cube: POS	SA_LY_PCT_CHG	Shipped Amount Last Year % Change	LAG_VARIANCE_PERCENT(POS.SA, 1) OVER HIERARCHY ("TIME".HTBSNS BY ANCESTOR AT LEVEL "TIME".HTBSNS.BSNS_YR POSITION FROM BEGINNING)
Purchase Order State Cube: POS	SA_YTD	Shipped Amount YTD	SUM(POS.SA) OVER HIERARCHY ("TIME".HTBSNS BETWEEN UNBOUNDED PRECEDING AND CURRENT MEMBER WITHIN ANCESTOR AT LEVEL "TIME".BSNS_ YR)
Purchase Order State Cube: POS	SA_YTD_LY	Shipped Amount YTD Last Year	LAG(POS.SA_YTD, 1) OVER HIERARCHY ("TIME".HTBSNS BY ANCESTOR AT LEVEL "TIME".HTBSNS.BSNS_YR POSITION FROM BEGINNING)
Purchase Order State Cube: POS	SA_YTD_LY_CHG	Shipped Amount YTD Last Year Change	LAG(POS.SA_YTD, 1) OVER HIERARCHY ("TIME".HTBSNS BY ANCESTOR AT LEVEL "TIME".HTBSNS.BSNS_YR POSITION FROM BEGINNING)
Purchase Order State Cube: POS	SA_YTD_LY_PCT_ CHG	Shipped Amount YTD Last Year % Change	LAG_VARIANCE_PERCENT(POS.SA_YTD, 1) OVER HIERARCHY ("TIME".HTBSNS BY ANCESTOR AT LEVEL "TIME".HTBSNS.BSNS_YR POSITION FROM BEGINNING)
Purchase Order State Cube: POS	SCA_LP	Service Charge Amount Last Period	LAG(POS.SCA, 1) OVER HIERARCHY ("TIME".HTBSNS)
Purchase Order State Cube: POS	SCA_LP_CHG	Service Charge Amount Last Period Change	LAG_VARIANCE(POS.SCA, 1) OVER HIERARCHY ("TIME".HTBSNS)
Purchase Order State Cube: POS	SCA_LP_PCT_CHG	Service Charge Amount Last Period % Change	LAG_VARIANCE_PERCENT(POS.SCA, 1) OVER HIERARCHY ("TIME".HTBSNS)
Purchase Order State Cube: POS	SCA_LY	Service Charge Amount Last Year	LAG(POS.SCA, 1) OVER HIERARCHY ("TIME".HTBSNS BY ANCESTOR AT LEVEL "TIME".HTBSNS.BSNS_YR POSITION FROM BEGINNING)
Purchase Order State Cube: POS	SCA_LY_CHG	Service Charge Amount Last Year Change	LAG_VARIANCE(POS.SCA, 1) OVER HIERARCHY ("TIME".HTBSNS BY ANCESTOR AT LEVEL "TIME".HTBSNS.BSNS_YR POSITION FROM BEGINNING)

Cube Name	Physical Name	Logical Name	Expression / Calculation
Purchase Order State Cube: POS	SCA_LY_PCT_CHG	Service Charge Amount Last Year % Change	LAG_VARIANCE_PERCENT(POS.SCA, 1) OVER HIERARCHY ("TIME".HTBSNS BY ANCESTOR AT LEVEL "TIME".HTBSNS.BSNS_YR POSITION FROM BEGINNING)
Purchase Order State Cube: POS	SCA_YTD	Service Charge Amount YTD	SUM(POS.SCA) OVER HIERARCHY ("TIME".HTBSNS BETWEEN UNBOUNDED PRECEDING AND CURRENT MEMBER WITHIN ANCESTOR AT LEVEL "TIME".BSNS_ YR)
Purchase Order State Cube: POS	SCA_YTD_LY	Service Charge Amount YTD Last Year	LAG(POS.SCA_YTD, 1) OVER HIERARCHY ("TIME".HTBSNS BY ANCESTOR AT LEVEL "TIME".HTBSNS.BSNS_YR POSITION FROM BEGINNING)
Purchase Order State Cube: POS	SCA_YTD_LY_CHG	Service Charge Amount YTD Last Year Change	LAG(POS.SCA_YTD, 1) OVER HIERARCHY ("TIME".HTBSNS BY ANCESTOR AT LEVEL "TIME".HTBSNS.BSNS_YR POSITION FROM BEGINNING)
Purchase Order State Cube: POS	SCA_YTD_LY_PCT_ CHG	Service Charge Amount YTD Last Year % Change	LAG_VARIANCE_PERCENT(POS.SCA_YTD, 1) OVER HIERARCHY ("TIME".HTBSNS BY ANCESTOR AT LEVEL "TIME".HTBSNS.BSNS_YR POSITION FROM BEGINNING)
Purchase Order State Cube: POS	SQ_LP	Shipped Quantity Last Period	LAG(POS.SQ, 1) OVER HIERARCHY ("TIME".HTBSNS)
Purchase Order State Cube: POS	SQ_LP_CHG	Shipped Quantity Last Period Change	LAG_VARIANCE(POS.SQ, 1) OVER HIERARCHY ("TIME".HTBSNS)
Purchase Order State Cube: POS	SQ_LP_PCT_CHG	Shipped Quantity Last Period % Change	LAG_VARIANCE_PERCENT(POS.SQ, 1) OVER HIERARCHY ("TIME".HTBSNS)
Purchase Order State Cube: POS	SQ_LY	Shipped Quantity Last Year	LAG(POS.SQ, 1) OVER HIERARCHY ("TIME".HTBSNS BY ANCESTOR AT LEVEL "TIME".HTBSNS.BSNS_YR POSITION FROM BEGINNING)
Purchase Order State Cube: POS	SQ_LY_CHG	Shipped Quantity Last Year Change	LAG_VARIANCE(POS.SQ, 1) OVER HIERARCHY ("TIME".HTBSNS BY ANCESTOR AT LEVEL "TIME".HTBSNS.BSNS_YR POSITION FROM BEGINNING)
Purchase Order State Cube: POS	SQ_LY_PCT_CHG	Shipped Quantity Last Year % Change	LAG_VARIANCE_PERCENT(POS.SQ, 1) OVER HIERARCHY ("TIME".HTBSNS BY ANCESTOR AT LEVEL "TIME".HTBSNS.BSNS_YR POSITION FROM BEGINNING)
Purchase Order State Cube: POS	SQ_YTD	Shipped Quantity YTD	SUM(POS.SQ) OVER HIERARCHY ("TIME".HTBSNS BETWEEN UNBOUNDED PRECEDING AND CURRENT MEMBER WITHIN ANCESTOR AT LEVEL "TIME".BSNS_ YR)
Purchase Order State Cube: POS	SQ_YTD_LY	Shipped Quantity YTD Last Year	LAG(POS.SQ_YTD, 1) OVER HIERARCHY ("TIME".HTBSNS BY ANCESTOR AT LEVEL "TIME".HTBSNS.BSNS_YR POSITION FROM BEGINNING)
Purchase Order State Cube: POS	SQ_YTD_LY_CHG	Shipped Quantity YTD Last Year Change	LAG(POS.SQ_YTD, 1) OVER HIERARCHY ("TIME".HTBSNS BY ANCESTOR AT LEVEL "TIME".HTBSNS.BSNS_YR POSITION FROM BEGINNING)
Purchase Order State Cube: POS	SQ_YTD_LY_PCT_ CHG	Shipped Quantity YTD Last Year % Change	LAG_VARIANCE_PERCENT(POS.SQ_YTD, 1) OVER HIERARCHY ("TIME".HTBSNS BY ANCESTOR AT LEVEL "TIME".HTBSNS.BSNS_YR POSITION FROM BEGINNING)
Purchase Order State Cube: POS	SU_LP	Shipped Units Last Period	LAG(POS.SU, 1) OVER HIERARCHY ("TIME".HTBSNS)
Purchase Order State Cube: POS	SU_LP_CHG	Shipped Units Last Period Change	LAG_VARIANCE(POS.SU, 1) OVER HIERARCHY ("TIME".HTBSNS)

Cube Name	Physical Name	Logical Name	Expression / Calculation
Purchase Order State Cube: POS	SU_LP_PCT_CHG	Shipped Units Last Period % Change	LAG_VARIANCE_PERCENT(POS.SU, 1) OVER HIERARCHY ("TIME".HTBSNS)
Purchase Order State Cube: POS	SU_LY	Shipped Units Last Year	LAG(POS.SU, 1) OVER HIERARCHY ("TIME".HTBSNS BY ANCESTOR AT LEVEL "TIME".HTBSNS.BSNS_YR POSITION FROM BEGINNING)
Purchase Order State Cube: POS	SU_LY_CHG	Shipped Units Last Year Change	LAG_VARIANCE(POS.SU, 1) OVER HIERARCHY ("TIME".HTBSNS BY ANCESTOR AT LEVEL "TIME".HTBSNS.BSNS_YR POSITION FROM BEGINNING)
Purchase Order State Cube: POS	SU_LY_PCT_CHG	Shipped Units Last Year % Change	LAG_VARIANCE_PERCENT(POS.SU, 1) OVER HIERARCHY ("TIME".HTBSNS BY ANCESTOR AT LEVEL "TIME".HTBSNS.BSNS_YR POSITION FROM BEGINNING)
Purchase Order State Cube: POS	SU_YTD	Shipped Units YTD	SUM(POS.SU) OVER HIERARCHY ("TIME".HTBSNS BETWEEN UNBOUNDED PRECEDING AND CURRENT MEMBER WITHIN ANCESTOR AT LEVEL "TIME".BSNS_ YR)
Purchase Order State Cube: POS	SU_YTD_LY	Shipped Units YTD Last Year	LAG(POS.SU_YTD, 1) OVER HIERARCHY ("TIME".HTBSNS BY ANCESTOR AT LEVEL "TIME".HTBSNS.BSNS_YR POSITION FROM BEGINNING)
Purchase Order State Cube: POS	SU_YTD_LY_CHG	Shipped Units YTD Last Year Change	LAG(POS.SU_YTD, 1) OVER HIERARCHY ("TIME".HTBSNS BY ANCESTOR AT LEVEL "TIME".HTBSNS.BSNS_YR POSITION FROM BEGINNING)
Purchase Order State Cube: POS	SU_YTD_LY_PCT_ CHG	Shipped Units YTD Last Year % Change	LAG_VARIANCE_PERCENT(POS.SU_YTD, 1) OVER HIERARCHY ("TIME".HTBSNS BY ANCESTOR AT LEVEL "TIME".HTBSNS.BSNS_YR POSITION FROM BEGINNING)
Purchase Order State Cube: POS	TA_LP	Tax Amount Last Period	LAG(POS.TA, 1) OVER HIERARCHY ("TIME".HTBSNS)
Purchase Order State Cube: POS	TA_LP_CHG	Tax Amount Last Period Change	LAG_VARIANCE(POS.TA, 1) OVER HIERARCHY ("TIME".HTBSNS)
Purchase Order State Cube: POS	TA_LP_PCT_CHG	Tax Amount Last Period % Change	LAG_VARIANCE_PERCENT(POS.TA, 1) OVER HIERARCHY ("TIME".HTBSNS)
Purchase Order State Cube: POS	TA_LY	Tax Amount Last Year	LAG(POS.TA, 1) OVER HIERARCHY ("TIME".HTBSNS BY ANCESTOR AT LEVEL "TIME".HTBSNS.BSNS_YR POSITION FROM BEGINNING)
Purchase Order State Cube: POS	TA_LY_CHG	Tax Amount Last Year Change	LAG_VARIANCE(POS.TA, 1) OVER HIERARCHY ("TIME".HTBSNS BY ANCESTOR AT LEVEL "TIME".HTBSNS.BSNS_YR POSITION FROM BEGINNING)
Purchase Order State Cube: POS	TA_LY_PCT_CHG	Tax Amount Last Year % Change	LAG_VARIANCE_PERCENT(POS.TA, 1) OVER HIERARCHY ("TIME".HTBSNS BY ANCESTOR AT LEVEL "TIME".HTBSNS.BSNS_YR POSITION FROM BEGINNING)
Purchase Order State Cube: POS	TA_YTD	Tax Amount YTD	SUM(POS.TA) OVER HIERARCHY ("TIME".HTBSNS BETWEEN UNBOUNDED PRECEDING AND CURRENT MEMBER WITHIN ANCESTOR AT LEVEL "TIME".BSNS_ YR)
Purchase Order State Cube: POS	TA_YTD_LY	Tax Amount YTD Last Year	LAG(POS.TA_YTD, 1) OVER HIERARCHY ("TIME".HTBSNS BY ANCESTOR AT LEVEL "TIME".HTBSNS.BSNS_YR POSITION FROM BEGINNING)
Purchase Order State Cube: POS	TA_YTD_LY_CHG	Tax Amount YTD Last Year Change	LAG(POS.TA_YTD, 1) OVER HIERARCHY ("TIME".HTBSNS BY ANCESTOR AT LEVEL "TIME".HTBSNS.BSNS_YR POSITION FROM BEGINNING)

Cube Name	Physical Name	Logical Name	Expression / Calculation
Purchase Order State Cube: POS	TA_YTD_LY_PCT_ CHG	Tax Amount YTD Last Year % Change	LAG_VARIANCE_PERCENT(POS.TA_YTD, 1) OVER HIERARCHY ("TIME".HTBSNS BY ANCESTOR AT LEVEL "TIME".HTBSNS.BSNS_YR POSITION FROM BEGINNING)

Retail Transaction Employee Workstation Cube: RTEW

This Cube stores Retail Transaction Employee Workstation related information.

Physical Name: RTEW

Dimensionality

The Retail Transaction Employee Workstation Cube is loaded from the relational schema at these dimension levels.

Retail Transaction Employee Workstation Cube Dimensions

OLAP Cube	Dimension Number	OLAP Dimension	OLAP Dimension Type
Retail Transaction Employee Workstation Cube: RTEW	1	Time: TIME	TIME
Retail Transaction Employee Workstation Cube: RTEW	2	Employee: EMPLOYEE	STANDARD
Retail Transaction Employee Workstation Cube: RTEW	3	Organization: ORGANIZATION	STANDARD
Retail Transaction Employee Workstation Cube: RTEW	4	Touchpoint: TOUCHPOINT	STANDARD

Aggregation, Load Information

Retail Transaction Employee Workstation Cube Aggregation, Load Information

OLAP Cube	Order	OLAP Dimension	Operator	Aggregate from Level
Retail Transaction Employee Workstation Cube: RTEW	1	Time: TIME	SUM	Default
Retail Transaction Employee Workstation Cube: RTEW	2	Employee: EMPLOYEE	SUM	Default
Retail Transaction Employee Workstation Cube: RTEW	3	Organization: ORGANIZATION	SUM	Default
Retail Transaction Employee Workstation Cube: RTEW	4	Touchpoint: TOUCHPOINT	SUM	Default

Base Measures with Description, Logical Name and Mapping Expression

Retail Transaction Employee Workstation Cube Base Measures

Cube Name	Physical Name	Logical Name	Mapping Expression
Retail Transaction Employee Workstation Cube: RTEW	CDTA	Container Deposit Total Amount	DWD_RTL_TRX_EMP_WRKSTN_DAY.CONTNR_DPST_TOT_ AMT
Retail Transaction Employee Workstation Cube: RTEW	EDTA	Employee Discount Total Amount	DWD_RTL_TRX_EMP_WRKSTN_DAY.EMP_DISC_TOT_AMT
Retail Transaction Employee Workstation Cube: RTEW	GNTA	Gross Negative Total Amount	DWD_RTL_TRX_EMP_WRKSTN_DAY.GRS_NEGATIVE_ TOT_AMT

Cube Name	Physical Name	Logical Name	Mapping Expression
Retail Transaction Employee Workstation Cube: RTEW	GPTA	Gross Positive Total Amount	DWD_RTL_TRX_EMP_WRKSTN_DAY.GRS_POSITIVE_TOT_AMT
Retail Transaction Employee Workstation Cube: RTEW	GSETTA	Gross Sale Excluding Tax Total Amount	DWD_RTL_TRX_EMP_WRKSTN_DAY.GRS_SL_EX_TAX_TOT_AMT
Retail Transaction Employee Workstation Cube: RTEW	LIVTA	Line Item Void Total Amount	DWD_RTL_TRX_EMP_WRKSTN_DAY.LI_VOID_TOT_AMT
Retail Transaction Employee Workstation Cube: RTEW	LPCTA	Layaway Payment Calculated Total Amount	DWD_RTL_TRX_EMP_WRKSTN_DAY.LAYAWY_PYMT_CLCTD_TOT_AMT
Retail Transaction Employee Workstation Cube: RTEW	MDTA	Miscellaneous Discount Total Amount	DWD_RTL_TRX_EMP_WRKSTN_DAY.MRKDN_TOT_AMT
Retail Transaction Employee Workstation Cube: RTEW	MFTA	Miscellaneous Fee Total Amount	DWD_RTL_TRX_EMP_WRKSTN_DAY.MISCLNS_FEE_TOT_AMT
Retail Transaction Employee Workstation Cube: RTEW	MTA	Markdown Total Amount	DWD_RTL_TRX_EMP_WRKSTN_DAY.MRKDN_TOT_AMT
Retail Transaction Employee Workstation Cube: RTEW	NSTA	Net Sale Total Amount	DWD_RTL_TRX_EMP_WRKSTN_DAY.NET_SL_TOT_AMT
Retail Transaction Employee Workstation Cube: RTEW	PCDTA	Petty Cash Disbursement Total Amount	DWD_RTL_TRX_EMP_WRKSTN_DAY.PETTY_CSH_DISBRMNT_TOT_AMT
Retail Transaction Employee Workstation Cube: RTEW	PCTA	Payment Calculated Total Amount	DWD_RTL_TRX_EMP_WRKSTN_DAY.PYMT_CLCTD_TOT_AMT
Retail Transaction Employee Workstation Cube: RTEW	PTVTA	Post Transaction Void Total Amount	DWD_RTL_TRX_EMP_WRKSTN_DAY.POST_TRX_VOID_TOT_AMT
Retail Transaction Employee Workstation Cube: RTEW	RCDTA	Redeemed Container Deposit Total Amount	DWD_RTL_TRX_EMP_WRKSTN_DAY.REDMD_CONTNR_DPST_TOT_AMT
Retail Transaction Employee Workstation Cube: RTEW	RFTA	Refund Total Amount	DWD_RTL_TRX_EMP_WRKSTN_DAY.RFND_TOT_AMT
Retail Transaction Employee Workstation Cube: RTEW	RSMTA	Resumed Total Amount	DWD_RTL_TRX_EMP_WRKSTN_DAY.RESUMED_TOT_AMT
Retail Transaction Employee Workstation Cube: RTEW	RSMTC	Resumed Total Count	DWD_RTL_TRX_EMP_WRKSTN_DAY.RESUMED_TRX_CNT
Retail Transaction Employee Workstation Cube: RTEW	RTA	Return Total Amount	DWD_RTL_TRX_EMP_WRKSTN_DAY.RFND_TOT_AMT
Retail Transaction Employee Workstation Cube: RTEW	SCTA	Store Coupon Total Amount	DWD_RTL_TRX_EMP_WRKSTN_DAY.STORE_CPN_TOT_AMT
Retail Transaction Employee Workstation Cube: RTEW	STA	Suspended Total Amount	DWD_RTL_TRX_EMP_WRKSTN_DAY.SUSPENDED_TOT_AMT
Retail Transaction Employee Workstation Cube: RTEW	STC	Suspended Transaction Count	DWD_RTL_TRX_EMP_WRKSTN_DAY.SUSPENDED_TRX_CNT
Retail Transaction Employee Workstation Cube: RTEW	TCDC	Total Container Deposit Count	DWD_RTL_TRX_EMP_WRKSTN_DAY.TOT_CONTNR_DPST_CNT
Retail Transaction Employee Workstation Cube: RTEW	TEDC	Total Employee Discount Count	DWD_RTL_TRX_EMP_WRKSTN_DAY.TOT_EMP_DISC_CNT
Retail Transaction Employee Workstation Cube: RTEW	TETA	Tax Exempted Total Amount	DWD_RTL_TRX_EMP_WRKSTN_DAY.TAX_EXMPT_TOT_AMT
Retail Transaction Employee Workstation Cube: RTEW	TIT	Total Idle Time	DWD_RTL_TRX_EMP_WRKSTN_DAY.TOT_IDLE_TIME
Retail Transaction Employee Workstation Cube: RTEW	TLIC	Total Line Item Keyed Count	DWD_RTL_TRX_EMP_WRKSTN_DAY.TOT_LI_KEYED_CNT

Cube Name	Physical Name	Logical Name	Mapping Expression
Retail Transaction Employee Workstation Cube: RTEW	TLIVC	Total Line Item Void Count	DWD_RTL_TRX_EMP_WRKSTN_DAY.TOT_LI_VOID_CNT
Retail Transaction Employee Workstation Cube: RTEW	TLKP	Total Line Item Keyed Percent	DWD_RTL_TRX_EMP_WRKSTN_DAY.TOT_LI_KEYED_PCT
Retail Transaction Employee Workstation Cube: RTEW	TLOC	Total Line Item Override Count	DWD_RTL_TRX_EMP_WRKSTN_DAY.TOT_LI_OVRRD_CNT
Retail Transaction Employee Workstation Cube: RTEW	TLODC	Total Line Item Open Department Count	DWD_RTL_TRX_EMP_WRKSTN_DAY.TOT_LI_OPEN_DEPT_CNT
Retail Transaction Employee Workstation Cube: RTEW	TLODP	Total Line Item Open Department Percent	DWD_RTL_TRX_EMP_WRKSTN_DAY.TOT_LI_OPEN_DEPT_PCT
Retail Transaction Employee Workstation Cube: RTEW	TLPCC	Total Layaway Payment Calculated Count	DWD_RTL_TRX_EMP_WRKSTN_DAY.TOT_LAYAWY_PYMT_CLCTD_CNT
Retail Transaction Employee Workstation Cube: RTEW	TLSC	Total Line Item Scanned Count	DWD_RTL_TRX_EMP_WRKSTN_DAY.TOT_LI_SCANNED_CNT
Retail Transaction Employee Workstation Cube: RTEW	TLSP	Total Line Item Scanned Percent	DWD_RTL_TRX_EMP_WRKSTN_DAY.TOT_LI_SCANNED_PCT
Retail Transaction Employee Workstation Cube: RTEW	TLTA	Tender Loan Total Amount	DWD_RTL_TRX_EMP_WRKSTN_DAY.TNDR_LOAN_TOT_AMT
Retail Transaction Employee Workstation Cube: RTEW	TMC	Total Markdown Count	DWD_RTL_TRX_EMP_WRKSTN_DAY.TOT_MRKDN_CNT
Retail Transaction Employee Workstation Cube: RTEW	TMDC	Total Miscellaneous Discount Count	DWD_RTL_TRX_EMP_WRKSTN_DAY.TOT_MRKDN_CNT
Retail Transaction Employee Workstation Cube: RTEW	TMFC	Total Miscellaneous Fee Count	DWD_RTL_TRX_EMP_WRKSTN_DAY.TOT_MISCLNS_FEE_CNT
Retail Transaction Employee Workstation Cube: RTEW	TNSTC	Total No Sale Transaction Count	DWD_RTL_TRX_EMP_WRKSTN_DAY.TOT_NO_SL_TRX_CNT
Retail Transaction Employee Workstation Cube: RTEW	TPCC	Total Payment Calculated Count	DWD_RTL_TRX_EMP_WRKSTN_DAY.TOT_PYMT_CLCTD_CNT
Retail Transaction Employee Workstation Cube: RTEW	TPCDLC	Total Petty Cash Disbursement Line Item Count	DWD_RTL_TRX_EMP_WRKSTN_DAY.TOT_PTY_CSH_DISBRSMNT_LI_CNT
Retail Transaction Employee Workstation Cube: RTEW	TPTA	Tender Pickup Total Amount	DWD_RTL_TRX_EMP_WRKSTN_DAY.TNDR_PCKUP_TOT_AMT
Retail Transaction Employee Workstation Cube: RTEW	TPTVC	Total Post Transaction Void Count	DWD_RTL_TRX_EMP_WRKSTN_DAY.TOT_POST_TRX_VOID_CNT
Retail Transaction Employee Workstation Cube: RTEW	TRC	Total Return Count	DWD_RTL_TRX_EMP_WRKSTN_DAY.TOT_RFND_CNT
Retail Transaction Employee Workstation Cube: RTEW	TRCDC	Total Redeemed Container Deposit Count	DWD_RTL_TRX_EMP_WRKSTN_DAY.TOT_REDMD_CONTNR_DPST_CNT
Retail Transaction Employee Workstation Cube: RTEW	TRFC	Total Refund Count	DWD_RTL_TRX_EMP_WRKSTN_DAY.TOT_RFND_CNT
Retail Transaction Employee Workstation Cube: RTEW	TRT	Total Ring Time	DWD_RTL_TRX_EMP_WRKSTN_DAY.TOT_RING_TIME
Retail Transaction Employee Workstation Cube: RTEW	TSCA	Total Send Check Amount	DWD_RTL_TRX_EMP_WRKSTN_DAY.TOT_SEND_CHECK_AMT
Retail Transaction Employee Workstation Cube: RTEW	TSCC	Total Store Coupon Count	DWD_RTL_TRX_EMP_WRKSTN_DAY.TOT_SEND_CHECK_CNT
Retail Transaction Employee Workstation Cube: RTEW	TSCHKC	Total Send Check Count	DWD_RTL_TRX_EMP_WRKSTN_DAY.TOT_SEND_CHECK_CNT

Cube Name	Physical Name	Logical Name	Mapping Expression
Retail Transaction Employee Workstation Cube: RTEW	TSLC	Total Sale Line Item Count	DWD_RTL_TRX_EMP_WRKSTN_DAY.TOT_SL_LI_CNT
Retail Transaction Employee Workstation Cube: RTEW	TSOC	Total Sign On Count	DWD_RTL_TRX_EMP_WRKSTN_DAY.TOT_SIGN_ON_CNT
Retail Transaction Employee Workstation Cube: RTEW	TSOFFC	Total Sign Off Count	DWD_RTL_TRX_EMP_WRKSTN_DAY.TOT_SIGN_OFF_CNT
Retail Transaction Employee Workstation Cube: RTEW	TTA	Tax Total Amount	DWD_RTL_TRX_EMP_WRKSTN_DAY.TAX_TOT_AMT
Retail Transaction Employee Workstation Cube: RTEW	TTC	Total Transaction Count	DWD_RTL_TRX_EMP_WRKSTN_DAY.TOT_TRX_CNT
Retail Transaction Employee Workstation Cube: RTEW	TTETC	Total Tax Exempted Transaction Count	DWD_RTL_TRX_EMP_WRKSTN_DAY.TOT_TAX_EXMPT_TRX_CNT
Retail Transaction Employee Workstation Cube: RTEW	TTLC	Total Tender Loan Count	DWD_RTL_TRX_EMP_WRKSTN_DAY.TOT_TNDR_LOAN_CNT
Retail Transaction Employee Workstation Cube: RTEW	TTOA	Total Tender Over Amount	DWD_RTL_TRX_EMP_WRKSTN_DAY.TOT_TNDR_OVER_AMT
Retail Transaction Employee Workstation Cube: RTEW	TTPC	Total Tender Pickup Count	DWD_RTL_TRX_EMP_WRKSTN_DAY.TOT_TNDR_PCKUP_CNT
Retail Transaction Employee Workstation Cube: RTEW	TTUA	Total Tender Under Amount	DWD_RTL_TRX_EMP_WRKSTN_DAY.TOT_TNDR_UNDER_AMT
Retail Transaction Employee Workstation Cube: RTEW	TTVC	Total Transaction Void Count	DWD_RTL_TRX_EMP_WRKSTN_DAY.TOT_TRX_VOID_CNT
Retail Transaction Employee Workstation Cube: RTEW	TVTA	Transaction Void Total Amount	DWD_RTL_TRX_EMP_WRKSTN_DAY.TRX_VOID_TOT_AMT
Retail Transaction Employee Workstation Cube: RTEW	TWLC	Total Weighted Line Item Count	DWD_RTL_TRX_EMP_WRKSTN_DAY.TOT_WEIGHED_LI_CNT

Derived Measure with Description, Logical Name and Expression / Calculation
Retail Transaction Employee Workstation Cube Derived Measures

Cube Name	Physical Name	Logical Name	Expression / Calculation
Retail Transaction Employee Workstation Cube: RTEW	CDTA_LP	Container Deposit Total Amount Last Period	LAG(RTEW.CDTA, 1) OVER HIERARCHY ("TIME".HTBSNS)
Retail Transaction Employee Workstation Cube: RTEW	CDTA_LP_CHG	Container Deposit Total Amount Last Period Change	LAG_VARIANCE(RTEW.CDTA, 1) OVER HIERARCHY ("TIME".HTBSNS)
Retail Transaction Employee Workstation Cube: RTEW	CDTA_LP_PCT_CHG	Container Deposit Total Amount Last Period % Change	LAG_VARIANCE_PERCENT(RTEW.CDTA, 1) OVER HIERARCHY ("TIME".HTBSNS)
Retail Transaction Employee Workstation Cube: RTEW	CDTA_LY	Container Deposit Total Amount Last Year	LAG(RTEW.CDTA, 1) OVER HIERARCHY ("TIME".HTBSNS BY ANCESTOR AT LEVEL "TIME".HTBSNS.BSNS_YR POSITION FROM BEGINNING)
Retail Transaction Employee Workstation Cube: RTEW	CDTA_LY_CHG	Container Deposit Total Amount Last Year Change	LAG_VARIANCE(RTEW.CDTA, 1) OVER HIERARCHY ("TIME".HTBSNS BY ANCESTOR AT LEVEL "TIME".HTBSNS.BSNS_YR POSITION FROM BEGINNING)
Retail Transaction Employee Workstation Cube: RTEW	CDTA_LY_PCT_CHG	Container Deposit Total Amount Last Year % Change	LAG_VARIANCE_PERCENT(RTEW.CDTA, 1) OVER HIERARCHY ("TIME".HTBSNS BY ANCESTOR AT LEVEL "TIME".HTBSNS.BSNS_YR POSITION FROM BEGINNING)

Cube Name	Physical Name	Logical Name	Expression / Calculation
Retail Transaction Employee Workstation Cube: RTEW	CDTA_YTD	Container Deposit Total Amount YTD	SUM(RTEW.CDTA) OVER HIERARCHY ("TIME".HTBSNS BETWEEN UNBOUNDED PRECEDING AND CURRENT MEMBER WITHIN ANCESTOR AT LEVEL "TIME".BSNS_YR)
Retail Transaction Employee Workstation Cube: RTEW	CDTA_YTD_LY	Container Deposit Total Amount YTD Last Year	LAG(RTEW.CDTA_YTD, 1) OVER HIERARCHY ("TIME".HTBSNS BY ANCESTOR AT LEVEL "TIME".HTBSNS.BSNS_YR POSITION FROM BEGINNING)
Retail Transaction Employee Workstation Cube: RTEW	CDTA_YTD_LY_CHG	Container Deposit Total Amount YTD Last Year Change	LAG(RTEW.CDTA_YTD, 1) OVER HIERARCHY ("TIME".HTBSNS BY ANCESTOR AT LEVEL "TIME".HTBSNS.BSNS_YR POSITION FROM BEGINNING)
Retail Transaction Employee Workstation Cube: RTEW	CDTA_YTD_LY_PCT_CHG	Container Deposit Total Amount YTD Last Year % Change	LAG_VARIANCE_PERCENT(RTEW.CDTA_YTD, 1) OVER HIERARCHY ("TIME".HTBSNS BY ANCESTOR AT LEVEL "TIME".HTBSNS.BSNS_YR POSITION FROM BEGINNING)
Retail Transaction Employee Workstation Cube: RTEW	EDTA_LP	Employee Discount Total Amount Last Period	LAG(RTEW.EDTA, 1) OVER HIERARCHY ("TIME".HTBSNS)
Retail Transaction Employee Workstation Cube: RTEW	EDTA_LP_CHG	Employee Discount Total Amount Last Period Change	LAG_VARIANCE(RTEW.EDTA, 1) OVER HIERARCHY ("TIME".HTBSNS)
Retail Transaction Employee Workstation Cube: RTEW	EDTA_LP_PCT_CHG	Employee Discount Total Amount Last Period % Change	LAG_VARIANCE_PERCENT(RTEW.EDTA, 1) OVER HIERARCHY ("TIME".HTBSNS)
Retail Transaction Employee Workstation Cube: RTEW	EDTA_LY	Employee Discount Total Amount Last Year	LAG(RTEW.EDTA, 1) OVER HIERARCHY ("TIME".HTBSNS BY ANCESTOR AT LEVEL "TIME".HTBSNS.BSNS_YR POSITION FROM BEGINNING)
Retail Transaction Employee Workstation Cube: RTEW	EDTA_LY_CHG	Employee Discount Total Amount Last Year Change	LAG_VARIANCE(RTEW.EDTA, 1) OVER HIERARCHY ("TIME".HTBSNS BY ANCESTOR AT LEVEL "TIME".HTBSNS.BSNS_YR POSITION FROM BEGINNING)
Retail Transaction Employee Workstation Cube: RTEW	EDTA_LY_PCT_CHG	Employee Discount Total Amount Last Year % Change	LAG_VARIANCE_PERCENT(RTEW.EDTA, 1) OVER HIERARCHY ("TIME".HTBSNS BY ANCESTOR AT LEVEL "TIME".HTBSNS.BSNS_YR POSITION FROM BEGINNING)
Retail Transaction Employee Workstation Cube: RTEW	EDTA_YTD	Employee Discount Total Amount YTD	SUM(RTEW.EDTA) OVER HIERARCHY ("TIME".HTBSNS BETWEEN UNBOUNDED PRECEDING AND CURRENT MEMBER WITHIN ANCESTOR AT LEVEL "TIME".BSNS_YR)
Retail Transaction Employee Workstation Cube: RTEW	EDTA_YTD_LY	Employee Discount Total Amount YTD Last Year	LAG(RTEW.EDTA_YTD, 1) OVER HIERARCHY ("TIME".HTBSNS BY ANCESTOR AT LEVEL "TIME".HTBSNS.BSNS_YR POSITION FROM BEGINNING)
Retail Transaction Employee Workstation Cube: RTEW	EDTA_YTD_LY_CHG	Employee Discount Total Amount YTD Last Year Change	LAG(RTEW.EDTA_YTD, 1) OVER HIERARCHY ("TIME".HTBSNS BY ANCESTOR AT LEVEL "TIME".HTBSNS.BSNS_YR POSITION FROM BEGINNING)
Retail Transaction Employee Workstation Cube: RTEW	EDTA_YTD_LY_PCT_CHG	Employee Discount Total Amount YTD Last Year % Change	LAG_VARIANCE_PERCENT(RTEW.EDTA_YTD, 1) OVER HIERARCHY ("TIME".HTBSNS BY ANCESTOR AT LEVEL "TIME".HTBSNS.BSNS_YR POSITION FROM BEGINNING)
Retail Transaction Employee Workstation Cube: RTEW	GNTA_LP	Gross Negative Total Amount Last Period	LAG(RTEW.GNTA, 1) OVER HIERARCHY ("TIME".HTBSNS)
Retail Transaction Employee Workstation Cube: RTEW	GNTA_LP_CHG	Gross Negative Total Amount Last Period Change	LAG_VARIANCE(RTEW.GNTA, 1) OVER HIERARCHY ("TIME".HTBSNS)

Cube Name	Physical Name	Logical Name	Expression / Calculation
Retail Transaction Employee Workstation Cube: RTEW	GNTA_LP_PCT_CHG	Gross Negative Total Amount Last Period % Change	LAG_VARIANCE_PERCENT(RTEW.GNTA, 1) OVER HIERARCHY ("TIME".HTBSNS)
Retail Transaction Employee Workstation Cube: RTEW	GNTA_LY	Gross Negative Total Amount Last Year	LAG(RTEW.GNTA, 1) OVER HIERARCHY ("TIME".HTBSNS BY ANCESTOR AT LEVEL "TIME".HTBSNS.BSNS_YR POSITION FROM BEGINNING)
Retail Transaction Employee Workstation Cube: RTEW	GNTA_LY_CHG	Gross Negative Total Amount Last Year Change	LAG_VARIANCE(RTEW.GNTA, 1) OVER HIERARCHY ("TIME".HTBSNS BY ANCESTOR AT LEVEL "TIME".HTBSNS.BSNS_YR POSITION FROM BEGINNING)
Retail Transaction Employee Workstation Cube: RTEW	GNTA_LY_PCT_CHG	Gross Negative Total Amount Last Year % Change	LAG_VARIANCE_PERCENT(RTEW.GNTA, 1) OVER HIERARCHY ("TIME".HTBSNS BY ANCESTOR AT LEVEL "TIME".HTBSNS.BSNS_YR POSITION FROM BEGINNING)
Retail Transaction Employee Workstation Cube: RTEW	GNTA_YTD	Gross Negative Total Amount YTD	SUM(RTEW.GNTA) OVER HIERARCHY ("TIME".HTBSNS BETWEEN UNBOUNDED PRECEDING AND CURRENT MEMBER WITHIN ANCESTOR AT LEVEL "TIME".BSNS_YR)
Retail Transaction Employee Workstation Cube: RTEW	GNTA_YTD_LY	Gross Negative Total Amount YTD Last Year	LAG(RTEW.GNTA_YTD, 1) OVER HIERARCHY ("TIME".HTBSNS BY ANCESTOR AT LEVEL "TIME".HTBSNS.BSNS_YR POSITION FROM BEGINNING)
Retail Transaction Employee Workstation Cube: RTEW	GNTA_YTD_LY_CHG	Gross Negative Total Amount YTD Last Year Change	LAG(RTEW.GNTA_YTD, 1) OVER HIERARCHY ("TIME".HTBSNS BY ANCESTOR AT LEVEL "TIME".HTBSNS.BSNS_YR POSITION FROM BEGINNING)
Retail Transaction Employee Workstation Cube: RTEW	GNTA_YTD_LY_PCT_CHG	Gross Negative Total Amount YTD Last Year % Change	LAG_VARIANCE_PERCENT(RTEW.GNTA_YTD, 1) OVER HIERARCHY ("TIME".HTBSNS BY ANCESTOR AT LEVEL "TIME".HTBSNS.BSNS_YR POSITION FROM BEGINNING)
Retail Transaction Employee Workstation Cube: RTEW	GPTA_LP	Gross Positive Total Amount Last Period	LAG(RTEW.GPTA, 1) OVER HIERARCHY ("TIME".HTBSNS)
Retail Transaction Employee Workstation Cube: RTEW	GPTA_LP_CHG	Gross Positive Total Amount Last Period Change	LAG_VARIANCE(RTEW.GPTA, 1) OVER HIERARCHY ("TIME".HTBSNS)
Retail Transaction Employee Workstation Cube: RTEW	GPTA_LP_PCT_CHG	Gross Positive Total Amount Last Period % Change	LAG_VARIANCE_PERCENT(RTEW.GPTA, 1) OVER HIERARCHY ("TIME".HTBSNS)
Retail Transaction Employee Workstation Cube: RTEW	GPTA_LY	Gross Positive Total Amount Last Year	LAG(RTEW.GPTA, 1) OVER HIERARCHY ("TIME".HTBSNS BY ANCESTOR AT LEVEL "TIME".HTBSNS.BSNS_YR POSITION FROM BEGINNING)
Retail Transaction Employee Workstation Cube: RTEW	GPTA_LY_CHG	Gross Positive Total Amount Last Year Change	LAG_VARIANCE(RTEW.GPTA, 1) OVER HIERARCHY ("TIME".HTBSNS BY ANCESTOR AT LEVEL "TIME".HTBSNS.BSNS_YR POSITION FROM BEGINNING)
Retail Transaction Employee Workstation Cube: RTEW	GPTA_LY_PCT_CHG	Gross Positive Total Amount Last Year % Change	LAG_VARIANCE_PERCENT(RTEW.GPTA, 1) OVER HIERARCHY ("TIME".HTBSNS BY ANCESTOR AT LEVEL "TIME".HTBSNS.BSNS_YR POSITION FROM BEGINNING)
Retail Transaction Employee Workstation Cube: RTEW	GPTA_YTD	Gross Positive Total Amount YTD	SUM(RTEW.GPTA) OVER HIERARCHY ("TIME".HTBSNS BETWEEN UNBOUNDED PRECEDING AND CURRENT MEMBER WITHIN ANCESTOR AT LEVEL "TIME".BSNS_YR)
Retail Transaction Employee Workstation Cube: RTEW	GPTA_YTD_LY	Gross Positive Total Amount YTD Last Year	LAG(RTEW.GPTA_YTD, 1) OVER HIERARCHY ("TIME".HTBSNS BY ANCESTOR AT LEVEL "TIME".HTBSNS.BSNS_YR POSITION FROM BEGINNING)

Cube Name	Physical Name	Logical Name	Expression / Calculation
Retail Transaction Employee Workstation Cube: RTEW	GPTA_YTD_LY_CHG	Gross Positive Total Amount YTD Last Year Change	LAG(RTEW.GPTA_YTD, 1) OVER HIERARCHY ("TIME".HTBSNS BY ANCESTOR AT LEVEL "TIME".HTBSNS.BSNS_YR POSITION FROM BEGINNING)
Retail Transaction Employee Workstation Cube: RTEW	GPTA_YTD_LY_PCT_CHG	Gross Positive Total Amount YTD Last Year % Change	LAG_VARIANCE_PERCENT(RTEW.GPTA_YTD, 1) OVER HIERARCHY ("TIME".HTBSNS BY ANCESTOR AT LEVEL "TIME".HTBSNS.BSNS_YR POSITION FROM BEGINNING)
Retail Transaction Employee Workstation Cube: RTEW	GSETTA_LP	Gross Sale Excluding Tax Total Amount Last Period	LAG(RTEW.GSETTA, 1) OVER HIERARCHY ("TIME".HTBSNS)
Retail Transaction Employee Workstation Cube: RTEW	GSETTA_LP_CHG	Gross Sale Excluding Tax Total Amount Last Period Change	LAG_VARIANCE(RTEW.GSETTA, 1) OVER HIERARCHY ("TIME".HTBSNS)
Retail Transaction Employee Workstation Cube: RTEW	GSETTA_LP_PCT_CHG	Gross Sale Excluding Tax Total Amount Last Period % Change	LAG_VARIANCE_PERCENT(RTEW.GSETTA, 1) OVER HIERARCHY ("TIME".HTBSNS)
Retail Transaction Employee Workstation Cube: RTEW	GSETTA_LY	Gross Sale Excluding Tax Total Amount Last Year	LAG(RTEW.GSETTA, 1) OVER HIERARCHY ("TIME".HTBSNS BY ANCESTOR AT LEVEL "TIME".HTBSNS.BSNS_YR POSITION FROM BEGINNING)
Retail Transaction Employee Workstation Cube: RTEW	GSETTA_LY_CHG	Gross Sale Excluding Tax Total Amount Last Year Change	LAG_VARIANCE(RTEW.GSETTA, 1) OVER HIERARCHY ("TIME".HTBSNS BY ANCESTOR AT LEVEL "TIME".HTBSNS.BSNS_YR POSITION FROM BEGINNING)
Retail Transaction Employee Workstation Cube: RTEW	GSETTA_LY_PCT_CHG	Gross Sale Excluding Tax Total Amount Last Year % Change	LAG_VARIANCE_PERCENT(RTEW.GSETTA, 1) OVER HIERARCHY ("TIME".HTBSNS BY ANCESTOR AT LEVEL "TIME".HTBSNS.BSNS_YR POSITION FROM BEGINNING)
Retail Transaction Employee Workstation Cube: RTEW	GSETTA_YTD	Gross Sale Excluding Tax Total Amount YTD	SUM(RTEW.GSETTA) OVER HIERARCHY ("TIME".HTBSNS BETWEEN UNBOUNDED PRECEDING AND CURRENT MEMBER WITHIN ANCESTOR AT LEVEL "TIME".BSNS_YR)
Retail Transaction Employee Workstation Cube: RTEW	GSETTA_YTD_LY	Gross Sale Excluding Tax Total Amount YTD Last Year	LAG(RTEW.GSETTA_YTD, 1) OVER HIERARCHY ("TIME".HTBSNS BY ANCESTOR AT LEVEL "TIME".HTBSNS.BSNS_YR POSITION FROM BEGINNING)
Retail Transaction Employee Workstation Cube: RTEW	GSETTA_YTD_LY_CHG	Gross Sale Excluding Tax Total Amount YTD Last Year Change	LAG(RTEW.GSETTA_YTD, 1) OVER HIERARCHY ("TIME".HTBSNS BY ANCESTOR AT LEVEL "TIME".HTBSNS.BSNS_YR POSITION FROM BEGINNING)
Retail Transaction Employee Workstation Cube: RTEW	GSETTA_YTD_LY_PCT_CHG	Gross Sale Excluding Tax Total Amount YTD Last Year % Change	LAG_VARIANCE_PERCENT(RTEW.GSETTA_YTD, 1) OVER HIERARCHY ("TIME".HTBSNS BY ANCESTOR AT LEVEL "TIME".HTBSNS.BSNS_YR POSITION FROM BEGINNING)
Retail Transaction Employee Workstation Cube: RTEW	LIVTA_LP	Line Item Void Total Amount Last Period	LAG(RTEW.LIVTA, 1) OVER HIERARCHY ("TIME".HTBSNS)
Retail Transaction Employee Workstation Cube: RTEW	LIVTA_LP_CHG	Line Item Void Total Amount Last Period Change	LAG_VARIANCE(RTEW.LIVTA, 1) OVER HIERARCHY ("TIME".HTBSNS)
Retail Transaction Employee Workstation Cube: RTEW	LIVTA_LP_PCT_CHG	Line Item Void Total Amount Last Period % Change	LAG_VARIANCE_PERCENT(RTEW.LIVTA, 1) OVER HIERARCHY ("TIME".HTBSNS)
Retail Transaction Employee Workstation Cube: RTEW	LIVTA_LY	Line Item Void Total Amount Last Year	LAG(RTEW.LIVTA, 1) OVER HIERARCHY ("TIME".HTBSNS BY ANCESTOR AT LEVEL "TIME".HTBSNS.BSNS_YR POSITION FROM BEGINNING)

Cube Name	Physical Name	Logical Name	Expression / Calculation
Retail Transaction Employee Workstation Cube: RTEW	LIVTA_LY_CHG	Line Item Void Total Amount Last Year Change	LAG_VARIANCE(RTEW.LIVTA, 1) OVER HIERARCHY ("TIME".HTBSNS BY ANCESTOR AT LEVEL "TIME".HTBSNS.BSNS_YR POSITION FROM BEGINNING)
Retail Transaction Employee Workstation Cube: RTEW	LIVTA_LY_PCT_CHG	Line Item Void Total Amount Last Year % Change	LAG_VARIANCE_PERCENT(RTEW.LIVTA, 1) OVER HIERARCHY ("TIME".HTBSNS BY ANCESTOR AT LEVEL "TIME".HTBSNS.BSNS_YR POSITION FROM BEGINNING)
Retail Transaction Employee Workstation Cube: RTEW	LIVTA_YTD	Line Item Void Total Amount YTD	SUM(RTEW.LIVTA) OVER HIERARCHY ("TIME".HTBSNS BETWEEN UNBOUNDED PRECEDING AND CURRENT MEMBER WITHIN ANCESTOR AT LEVEL "TIME".BSNS_YR)
Retail Transaction Employee Workstation Cube: RTEW	LIVTA_YTD_LY	Line Item Void Total Amount YTD Last Year	LAG(RTEW.LIVTA_YTD, 1) OVER HIERARCHY ("TIME".HTBSNS BY ANCESTOR AT LEVEL "TIME".HTBSNS.BSNS_YR POSITION FROM BEGINNING)
Retail Transaction Employee Workstation Cube: RTEW	LIVTA_YTD_LY_CHG	Line Item Void Total Amount YTD Last Year Change	LAG(RTEW.LIVTA_YTD, 1) OVER HIERARCHY ("TIME".HTBSNS BY ANCESTOR AT LEVEL "TIME".HTBSNS.BSNS_YR POSITION FROM BEGINNING)
Retail Transaction Employee Workstation Cube: RTEW	LIVTA_YTD_LY_PCT_CHG	Line Item Void Total Amount YTD Last Year % Change	LAG_VARIANCE_PERCENT(RTEW.LIVTA_YTD, 1) OVER HIERARCHY ("TIME".HTBSNS BY ANCESTOR AT LEVEL "TIME".HTBSNS.BSNS_YR POSITION FROM BEGINNING)
Retail Transaction Employee Workstation Cube: RTEW	LPCTA_LP	Layaway Payment Calculated Total Amount Last Period	LAG(RTEW.LPCTA, 1) OVER HIERARCHY ("TIME".HTBSNS)
Retail Transaction Employee Workstation Cube: RTEW	LPCTA_LP_CHG	Layaway Payment Calculated Total Amount Last Period Change	LAG_VARIANCE(RTEW.LPCTA, 1) OVER HIERARCHY ("TIME".HTBSNS)
Retail Transaction Employee Workstation Cube: RTEW	LPCTA_LP_PCT_CHG	Layaway Payment Calculated Total Amount Last Period % Change	LAG_VARIANCE_PERCENT(RTEW.LPCTA, 1) OVER HIERARCHY ("TIME".HTBSNS)
Retail Transaction Employee Workstation Cube: RTEW	LPCTA_LY	Layaway Payment Calculated Total Amount Last Year	LAG(RTEW.LPCTA, 1) OVER HIERARCHY ("TIME".HTBSNS BY ANCESTOR AT LEVEL "TIME".HTBSNS.BSNS_YR POSITION FROM BEGINNING)
Retail Transaction Employee Workstation Cube: RTEW	LPCTA_LY_CHG	Layaway Payment Calculated Total Amount Last Year Change	LAG_VARIANCE(RTEW.LPCTA, 1) OVER HIERARCHY ("TIME".HTBSNS BY ANCESTOR AT LEVEL "TIME".HTBSNS.BSNS_YR POSITION FROM BEGINNING)
Retail Transaction Employee Workstation Cube: RTEW	LPCTA_LY_PCT_CHG	Layaway Payment Calculated Total Amount Last Year % Change	LAG_VARIANCE_PERCENT(RTEW.LPCTA, 1) OVER HIERARCHY ("TIME".HTBSNS BY ANCESTOR AT LEVEL "TIME".HTBSNS.BSNS_YR POSITION FROM BEGINNING)
Retail Transaction Employee Workstation Cube: RTEW	LPCTA_YTD	Layaway Payment Calculated Total Amount YTD	SUM(RTEW.LPCTA) OVER HIERARCHY ("TIME".HTBSNS BETWEEN UNBOUNDED PRECEDING AND CURRENT MEMBER WITHIN ANCESTOR AT LEVEL "TIME".BSNS_YR)
Retail Transaction Employee Workstation Cube: RTEW	LPCTA_YTD_LY	Layaway Payment Calculated Total Amount YTD Last Year	LAG(RTEW.LPCTA_YTD, 1) OVER HIERARCHY ("TIME".HTBSNS BY ANCESTOR AT LEVEL "TIME".HTBSNS.BSNS_YR POSITION FROM BEGINNING)
Retail Transaction Employee Workstation Cube: RTEW	LPCTA_YTD_LY_CHG	Layaway Payment Calculated Total Amount YTD Last Year Change	LAG(RTEW.LPCTA_YTD, 1) OVER HIERARCHY ("TIME".HTBSNS BY ANCESTOR AT LEVEL "TIME".HTBSNS.BSNS_YR POSITION FROM BEGINNING)

Cube Name	Physical Name	Logical Name	Expression / Calculation
Retail Transaction Employee Workstation Cube: RTEW	LPCTA_YTD_LY_PCT_CHG	Layaway Payment Calculated Total Amount YTD Last Year % Change	LAG_VARIANCE_PERCENT(RTEW.LPCTA_YTD, 1) OVER HIERARCHY ("TIME".HTBSNS BY ANCESTOR AT LEVEL "TIME".HTBSNS.BSNS_YR POSITION FROM BEGINNING)
Retail Transaction Employee Workstation Cube: RTEW	MDTA_LP	Miscellaneous Discount Total Amount Last Period	LAG(RTEW.MDTA, 1) OVER HIERARCHY ("TIME".HTBSNS)
Retail Transaction Employee Workstation Cube: RTEW	MDTA_LP_CHG	Miscellaneous Discount Total Amount Last Period Change	LAG_VARIANCE(RTEW.MDTA, 1) OVER HIERARCHY ("TIME".HTBSNS)
Retail Transaction Employee Workstation Cube: RTEW	MDTA_LP_PCT_CHG	Miscellaneous Discount Total Amount Last Period % Change	LAG_VARIANCE_PERCENT(RTEW.MDTA, 1) OVER HIERARCHY ("TIME".HTBSNS)
Retail Transaction Employee Workstation Cube: RTEW	MDTA_LY	Miscellaneous Discount Total Amount Last Year	LAG(RTEW.MDTA, 1) OVER HIERARCHY ("TIME".HTBSNS BY ANCESTOR AT LEVEL "TIME".HTBSNS.BSNS_YR POSITION FROM BEGINNING)
Retail Transaction Employee Workstation Cube: RTEW	MDTA_LY_CHG	Miscellaneous Discount Total Amount Last Year Change	LAG_VARIANCE(RTEW.MDTA, 1) OVER HIERARCHY ("TIME".HTBSNS BY ANCESTOR AT LEVEL "TIME".HTBSNS.BSNS_YR POSITION FROM BEGINNING)
Retail Transaction Employee Workstation Cube: RTEW	MDTA_LY_PCT_CHG	Miscellaneous Discount Total Amount Last Year % Change	LAG_VARIANCE_PERCENT(RTEW.MDTA, 1) OVER HIERARCHY ("TIME".HTBSNS BY ANCESTOR AT LEVEL "TIME".HTBSNS.BSNS_YR POSITION FROM BEGINNING)
Retail Transaction Employee Workstation Cube: RTEW	MDTA_YTD	Miscellaneous Discount Total Amount YTD	SUM(RTEW.MDTA) OVER HIERARCHY ("TIME".HTBSNS BETWEEN UNBOUNDED PRECEDING AND CURRENT MEMBER WITHIN ANCESTOR AT LEVEL "TIME".BSNS_YR)
Retail Transaction Employee Workstation Cube: RTEW	MDTA_YTD_LY	Miscellaneous Discount Total Amount YTD Last Year	LAG(RTEW.MDTA_YTD, 1) OVER HIERARCHY ("TIME".HTBSNS BY ANCESTOR AT LEVEL "TIME".HTBSNS.BSNS_YR POSITION FROM BEGINNING)
Retail Transaction Employee Workstation Cube: RTEW	MDTA_YTD_LY_CHG	Miscellaneous Discount Total Amount YTD Last Year Change	LAG(RTEW.MDTA_YTD, 1) OVER HIERARCHY ("TIME".HTBSNS BY ANCESTOR AT LEVEL "TIME".HTBSNS.BSNS_YR POSITION FROM BEGINNING)
Retail Transaction Employee Workstation Cube: RTEW	MDTA_YTD_LY_PCT_CHG	Miscellaneous Discount Total Amount YTD Last Year % Change	LAG_VARIANCE_PERCENT(RTEW.MDTA_YTD, 1) OVER HIERARCHY ("TIME".HTBSNS BY ANCESTOR AT LEVEL "TIME".HTBSNS.BSNS_YR POSITION FROM BEGINNING)
Retail Transaction Employee Workstation Cube: RTEW	MFTA_LP	Miscellaneous Fee Total Amount Last Period	LAG(RTEW.MFTA, 1) OVER HIERARCHY ("TIME".HTBSNS)
Retail Transaction Employee Workstation Cube: RTEW	MFTA_LP_CHG	Miscellaneous Fee Total Amount Last Period Change	LAG_VARIANCE(RTEW.MFTA, 1) OVER HIERARCHY ("TIME".HTBSNS)
Retail Transaction Employee Workstation Cube: RTEW	MFTA_LP_PCT_CHG	Miscellaneous Fee Total Amount Last Period % Change	LAG_VARIANCE_PERCENT(RTEW.MFTA, 1) OVER HIERARCHY ("TIME".HTBSNS)
Retail Transaction Employee Workstation Cube: RTEW	MFTA_LY	Miscellaneous Fee Total Amount Last Year	LAG(RTEW.MFTA, 1) OVER HIERARCHY ("TIME".HTBSNS BY ANCESTOR AT LEVEL "TIME".HTBSNS.BSNS_YR POSITION FROM BEGINNING)
Retail Transaction Employee Workstation Cube: RTEW	MFTA_LY_CHG	Miscellaneous Fee Total Amount Last Year Change	LAG_VARIANCE(RTEW.MFTA, 1) OVER HIERARCHY ("TIME".HTBSNS BY ANCESTOR AT LEVEL "TIME".HTBSNS.BSNS_YR POSITION FROM BEGINNING)

Cube Name	Physical Name	Logical Name	Expression / Calculation
Retail Transaction Employee Workstation Cube: RTEW	MFTA_LY_PCT_CHG	Miscellaneous Fee Total Amount Last Year % Change	LAG_VARIANCE_PERCENT(RTEW.MFTA, 1) OVER HIERARCHY ("TIME".HTBSNS BY ANCESTOR AT LEVEL "TIME".HTBSNS.BSNS_YR POSITION FROM BEGINNING)
Retail Transaction Employee Workstation Cube: RTEW	MFTA_YTD	Miscellaneous Fee Total Amount YTD	SUM(RTEW.MFTA) OVER HIERARCHY ("TIME".HTBSNS BETWEEN UNBOUNDED PRECEDING AND CURRENT MEMBER WITHIN ANCESTOR AT LEVEL "TIME".BSNS_YR)
Retail Transaction Employee Workstation Cube: RTEW	MFTA_YTD_LY	Miscellaneous Fee Total Amount YTD Last Year	LAG(RTEW.MFTA_YTD, 1) OVER HIERARCHY ("TIME".HTBSNS BY ANCESTOR AT LEVEL "TIME".HTBSNS.BSNS_YR POSITION FROM BEGINNING)
Retail Transaction Employee Workstation Cube: RTEW	MFTA_YTD_LY_CHG	Miscellaneous Fee Total Amount YTD Last Year Change	LAG(RTEW.MFTA_YTD, 1) OVER HIERARCHY ("TIME".HTBSNS BY ANCESTOR AT LEVEL "TIME".HTBSNS.BSNS_YR POSITION FROM BEGINNING)
Retail Transaction Employee Workstation Cube: RTEW	MFTA_YTD_LY_PCT_CHG	Miscellaneous Fee Total Amount YTD Last Year % Change	LAG_VARIANCE_PERCENT(RTEW.MFTA_YTD, 1) OVER HIERARCHY ("TIME".HTBSNS BY ANCESTOR AT LEVEL "TIME".HTBSNS.BSNS_YR POSITION FROM BEGINNING)
Retail Transaction Employee Workstation Cube: RTEW	MTA_LP	Markdown Total Amount Last Period	LAG(RTEW.MTA, 1) OVER HIERARCHY ("TIME".HTBSNS)
Retail Transaction Employee Workstation Cube: RTEW	MTA_LP_CHG	Markdown Total Amount Last Period Change	LAG_VARIANCE(RTEW.MTA, 1) OVER HIERARCHY ("TIME".HTBSNS)
Retail Transaction Employee Workstation Cube: RTEW	MTA_LP_PCT_CHG	Markdown Total Amount Last Period % Change	LAG_VARIANCE_PERCENT(RTEW.MTA, 1) OVER HIERARCHY ("TIME".HTBSNS)
Retail Transaction Employee Workstation Cube: RTEW	MTA_LY	Markdown Total Amount Last Year	LAG(RTEW.MTA, 1) OVER HIERARCHY ("TIME".HTBSNS BY ANCESTOR AT LEVEL "TIME".HTBSNS.BSNS_YR POSITION FROM BEGINNING)
Retail Transaction Employee Workstation Cube: RTEW	MTA_LY_CHG	Markdown Total Amount Last Year Change	LAG_VARIANCE(RTEW.MTA, 1) OVER HIERARCHY ("TIME".HTBSNS BY ANCESTOR AT LEVEL "TIME".HTBSNS.BSNS_YR POSITION FROM BEGINNING)
Retail Transaction Employee Workstation Cube: RTEW	MTA_LY_PCT_CHG	Markdown Total Amount Last Year % Change	LAG_VARIANCE_PERCENT(RTEW.MTA, 1) OVER HIERARCHY ("TIME".HTBSNS BY ANCESTOR AT LEVEL "TIME".HTBSNS.BSNS_YR POSITION FROM BEGINNING)
Retail Transaction Employee Workstation Cube: RTEW	MTA_YTD	Markdown Total Amount YTD	SUM(RTEW.MTA) OVER HIERARCHY ("TIME".HTBSNS BETWEEN UNBOUNDED PRECEDING AND CURRENT MEMBER WITHIN ANCESTOR AT LEVEL "TIME".BSNS_YR)
Retail Transaction Employee Workstation Cube: RTEW	MTA_YTD_LY	Markdown Total Amount YTD Last Year	LAG(RTEW.MTA_YTD, 1) OVER HIERARCHY ("TIME".HTBSNS BY ANCESTOR AT LEVEL "TIME".HTBSNS.BSNS_YR POSITION FROM BEGINNING)
Retail Transaction Employee Workstation Cube: RTEW	MTA_YTD_LY_CHG	Markdown Total Amount YTD Last Year Change	LAG(RTEW.MTA_YTD, 1) OVER HIERARCHY ("TIME".HTBSNS BY ANCESTOR AT LEVEL "TIME".HTBSNS.BSNS_YR POSITION FROM BEGINNING)
Retail Transaction Employee Workstation Cube: RTEW	MTA_YTD_LY_PCT_CHG	Markdown Total Amount YTD Last Year % Change	LAG_VARIANCE_PERCENT(RTEW.MTA_YTD, 1) OVER HIERARCHY ("TIME".HTBSNS BY ANCESTOR AT LEVEL "TIME".HTBSNS.BSNS_YR POSITION FROM BEGINNING)
Retail Transaction Employee Workstation Cube: RTEW	NSTA_LP	Net Sale Total Amount Last Period	LAG(RTEW.NSTA, 1) OVER HIERARCHY ("TIME".HTBSNS)

Cube Name	Physical Name	Logical Name	Expression / Calculation
Retail Transaction Employee Workstation Cube: RTEW	NSTA_LP_CHG	Net Sale Total Amount Last Period Change	LAG_VARIANCE(RTEW.NSTA, 1) OVER HIERARCHY ("TIME".HTBSNS)
Retail Transaction Employee Workstation Cube: RTEW	NSTA_LP_PCT_CHG	Net Sale Total Amount Last Period % Change	LAG_VARIANCE_PERCENT(RTEW.NSTA, 1) OVER HIERARCHY ("TIME".HTBSNS)
Retail Transaction Employee Workstation Cube: RTEW	NSTA_LY	Net Sale Total Amount Last Year	LAG(RTEW.NSTA, 1) OVER HIERARCHY ("TIME".HTBSNS BY ANCESTOR AT LEVEL "TIME".HTBSNS.BSNS_YR POSITION FROM BEGINNING)
Retail Transaction Employee Workstation Cube: RTEW	NSTA_LY_CHG	Net Sale Total Amount Last Year Change	LAG_VARIANCE(RTEW.NSTA, 1) OVER HIERARCHY ("TIME".HTBSNS BY ANCESTOR AT LEVEL "TIME".HTBSNS.BSNS_YR POSITION FROM BEGINNING)
Retail Transaction Employee Workstation Cube: RTEW	NSTA_LY_PCT_CHG	Net Sale Total Amount Last Year % Change	LAG_VARIANCE_PERCENT(RTEW.NSTA, 1) OVER HIERARCHY ("TIME".HTBSNS BY ANCESTOR AT LEVEL "TIME".HTBSNS.BSNS_YR POSITION FROM BEGINNING)
Retail Transaction Employee Workstation Cube: RTEW	NSTA_YTD	Net Sale Total Amount YTD	SUM(RTEW.NSTA) OVER HIERARCHY ("TIME".HTBSNS BETWEEN UNBOUNDED PRECEDING AND CURRENT MEMBER WITHIN ANCESTOR AT LEVEL "TIME".BSNS_YR)
Retail Transaction Employee Workstation Cube: RTEW	NSTA_YTD_LY	Net Sale Total Amount YTD Last Year	LAG(RTEW.NSTA_YTD, 1) OVER HIERARCHY ("TIME".HTBSNS BY ANCESTOR AT LEVEL "TIME".HTBSNS.BSNS_YR POSITION FROM BEGINNING)
Retail Transaction Employee Workstation Cube: RTEW	NSTA_YTD_LY_CHG	Net Sale Total Amount YTD Last Year Change	LAG(RTEW.NSTA_YTD, 1) OVER HIERARCHY ("TIME".HTBSNS BY ANCESTOR AT LEVEL "TIME".HTBSNS.BSNS_YR POSITION FROM BEGINNING)
Retail Transaction Employee Workstation Cube: RTEW	NSTA_YTD_LY_PCT_CHG	Net Sale Total Amount YTD Last Year % Change	LAG_VARIANCE_PERCENT(RTEW.NSTA_YTD, 1) OVER HIERARCHY ("TIME".HTBSNS BY ANCESTOR AT LEVEL "TIME".HTBSNS.BSNS_YR POSITION FROM BEGINNING)
Retail Transaction Employee Workstation Cube: RTEW	PCDTA_LP	Petty Cash Disbursement Total Amount Last Period	LAG(RTEW.PCDTA, 1) OVER HIERARCHY ("TIME".HTBSNS)
Retail Transaction Employee Workstation Cube: RTEW	PCDTA_LP_CHG	Petty Cash Disbursement Total Amount Last Period Change	LAG_VARIANCE(RTEW.PCDTA, 1) OVER HIERARCHY ("TIME".HTBSNS)
Retail Transaction Employee Workstation Cube: RTEW	PCDTA_LP_PCT_CHG	Petty Cash Disbursement Total Amount Last Period % Change	LAG_VARIANCE_PERCENT(RTEW.PCDTA, 1) OVER HIERARCHY ("TIME".HTBSNS)
Retail Transaction Employee Workstation Cube: RTEW	PCDTA_LY	Petty Cash Disbursement Total Amount Last Year	LAG(RTEW.PCDTA, 1) OVER HIERARCHY ("TIME".HTBSNS BY ANCESTOR AT LEVEL "TIME".HTBSNS.BSNS_YR POSITION FROM BEGINNING)
Retail Transaction Employee Workstation Cube: RTEW	PCDTA_LY_CHG	Petty Cash Disbursement Total Amount Last Year Change	LAG_VARIANCE(RTEW.PCDTA, 1) OVER HIERARCHY ("TIME".HTBSNS BY ANCESTOR AT LEVEL "TIME".HTBSNS.BSNS_YR POSITION FROM BEGINNING)
Retail Transaction Employee Workstation Cube: RTEW	PCDTA_LY_PCT_CHG	Petty Cash Disbursement Total Amount Last Year % Change	LAG_VARIANCE_PERCENT(RTEW.PCDTA, 1) OVER HIERARCHY ("TIME".HTBSNS BY ANCESTOR AT LEVEL "TIME".HTBSNS.BSNS_YR POSITION FROM BEGINNING)
Retail Transaction Employee Workstation Cube: RTEW	PCDTA_YTD	Petty Cash Disbursement Total Amount YTD	SUM(RTEW.PCDTA) OVER HIERARCHY ("TIME".HTBSNS BETWEEN UNBOUNDED PRECEDING AND CURRENT MEMBER WITHIN ANCESTOR AT LEVEL "TIME".BSNS_YR)

Cube Name	Physical Name	Logical Name	Expression / Calculation
Retail Transaction Employee Workstation Cube: RTEW	PCDTA_YTD_LY	Petty Cash Disbursement Total Amount YTD Last Year	LAG(RTEW.PCDTA_YTD, 1) OVER HIERARCHY ("TIME".HTBSNS BY ANCESTOR AT LEVEL "TIME".HTBSNS.BSNS_YR POSITION FROM BEGINNING)
Retail Transaction Employee Workstation Cube: RTEW	PCDTA_YTD_LY_CHG	Petty Cash Disbursement Total Amount YTD Last Year Change	LAG(RTEW.PCDTA_YTD, 1) OVER HIERARCHY ("TIME".HTBSNS BY ANCESTOR AT LEVEL "TIME".HTBSNS.BSNS_YR POSITION FROM BEGINNING)
Retail Transaction Employee Workstation Cube: RTEW	PCDTA_YTD_LY_PCT_CHG	Petty Cash Disbursement Total Amount YTD Last Year % Change	LAG_VARIANCE_PERCENT(RTEW.PCDTA_YTD, 1) OVER HIERARCHY ("TIME".HTBSNS BY ANCESTOR AT LEVEL "TIME".HTBSNS.BSNS_YR POSITION FROM BEGINNING)
Retail Transaction Employee Workstation Cube: RTEW	PCTA_LP	Payment Calculated Total Amount Last Period	LAG(RTEW.PCTA, 1) OVER HIERARCHY ("TIME".HTBSNS)
Retail Transaction Employee Workstation Cube: RTEW	PCTA_LP_CHG	Payment Calculated Total Amount Last Period Change	LAG_VARIANCE(RTEW.PCTA, 1) OVER HIERARCHY ("TIME".HTBSNS)
Retail Transaction Employee Workstation Cube: RTEW	PCTA_LP_PCT_CHG	Payment Calculated Total Amount Last Period % Change	LAG_VARIANCE_PERCENT(RTEW.PCTA, 1) OVER HIERARCHY ("TIME".HTBSNS)
Retail Transaction Employee Workstation Cube: RTEW	PCTA_LY	Payment Calculated Total Amount Last Year	LAG(RTEW.PCTA, 1) OVER HIERARCHY ("TIME".HTBSNS BY ANCESTOR AT LEVEL "TIME".HTBSNS.BSNS_YR POSITION FROM BEGINNING)
Retail Transaction Employee Workstation Cube: RTEW	PCTA_LY_CHG	Payment Calculated Total Amount Last Year Change	LAG_VARIANCE(RTEW.PCTA, 1) OVER HIERARCHY ("TIME".HTBSNS BY ANCESTOR AT LEVEL "TIME".HTBSNS.BSNS_YR POSITION FROM BEGINNING)
Retail Transaction Employee Workstation Cube: RTEW	PCTA_LY_PCT_CHG	Payment Calculated Total Amount Last Year % Change	LAG_VARIANCE_PERCENT(RTEW.PCTA, 1) OVER HIERARCHY ("TIME".HTBSNS BY ANCESTOR AT LEVEL "TIME".HTBSNS.BSNS_YR POSITION FROM BEGINNING)
Retail Transaction Employee Workstation Cube: RTEW	PCTA_YTD	Payment Calculated Total Amount YTD	SUM(RTEW.PCTA) OVER HIERARCHY ("TIME".HTBSNS BETWEEN UNBOUNDED PRECEDING AND CURRENT MEMBER WITHIN ANCESTOR AT LEVEL "TIME".BSNS_YR)
Retail Transaction Employee Workstation Cube: RTEW	PCTA_YTD_LY	Payment Calculated Total Amount YTD Last Year	LAG(RTEW.PCTA_YTD, 1) OVER HIERARCHY ("TIME".HTBSNS BY ANCESTOR AT LEVEL "TIME".HTBSNS.BSNS_YR POSITION FROM BEGINNING)
Retail Transaction Employee Workstation Cube: RTEW	PCTA_YTD_LY_CHG	Payment Calculated Total Amount YTD Last Year Change	LAG(RTEW.PCTA_YTD, 1) OVER HIERARCHY ("TIME".HTBSNS BY ANCESTOR AT LEVEL "TIME".HTBSNS.BSNS_YR POSITION FROM BEGINNING)
Retail Transaction Employee Workstation Cube: RTEW	PCTA_YTD_LY_PCT_CHG	Payment Calculated Total Amount YTD Last Year % Change	LAG_VARIANCE_PERCENT(RTEW.PCTA_YTD, 1) OVER HIERARCHY ("TIME".HTBSNS BY ANCESTOR AT LEVEL "TIME".HTBSNS.BSNS_YR POSITION FROM BEGINNING)
Retail Transaction Employee Workstation Cube: RTEW	PTVTA_LP	Post Transaction Void Total Amount Last Period	LAG(RTEW.PTVTA, 1) OVER HIERARCHY ("TIME".HTBSNS)
Retail Transaction Employee Workstation Cube: RTEW	PTVTA_LP_CHG	Post Transaction Void Total Amount Last Period Change	LAG_VARIANCE(RTEW.PTVTA, 1) OVER HIERARCHY ("TIME".HTBSNS)
Retail Transaction Employee Workstation Cube: RTEW	PTVTA_LP_PCT_CHG	Post Transaction Void Total Amount Last Period % Change	LAG_VARIANCE_PERCENT(RTEW.PTVTA, 1) OVER HIERARCHY ("TIME".HTBSNS)

Cube Name	Physical Name	Logical Name	Expression / Calculation
Retail Transaction Employee Workstation Cube: RTEW	PTVTA_LY	Post Transaction Void Total Amount Last Year	LAG(RTEW.PTVTA, 1) OVER HIERARCHY ("TIME".HTBSNS BY ANCESTOR AT LEVEL "TIME".HTBSNS.BSNS_YR POSITION FROM BEGINNING)
Retail Transaction Employee Workstation Cube: RTEW	PTVTA_LY_CHG	Post Transaction Void Total Amount Last Year Change	LAG_VARIANCE(RTEW.PTVTA, 1) OVER HIERARCHY ("TIME".HTBSNS BY ANCESTOR AT LEVEL "TIME".HTBSNS.BSNS_YR POSITION FROM BEGINNING)
Retail Transaction Employee Workstation Cube: RTEW	PTVTA_LY_PCT_CHG	Post Transaction Void Total Amount Last Year % Change	LAG_VARIANCE_PERCENT(RTEW.PTVTA, 1) OVER HIERARCHY ("TIME".HTBSNS BY ANCESTOR AT LEVEL "TIME".HTBSNS.BSNS_YR POSITION FROM BEGINNING)
Retail Transaction Employee Workstation Cube: RTEW	PTVTA_YTD	Post Transaction Void Total Amount YTD	SUM(RTEW.PTVTA) OVER HIERARCHY ("TIME".HTBSNS BETWEEN UNBOUNDED PRECEDING AND CURRENT MEMBER WITHIN ANCESTOR AT LEVEL "TIME".BSNS_YR)
Retail Transaction Employee Workstation Cube: RTEW	PTVTA_YTD_LY	Post Transaction Void Total Amount YTD Last Year	LAG(RTEW.PTVTA_YTD, 1) OVER HIERARCHY ("TIME".HTBSNS BY ANCESTOR AT LEVEL "TIME".HTBSNS.BSNS_YR POSITION FROM BEGINNING)
Retail Transaction Employee Workstation Cube: RTEW	PTVTA_YTD_LY_CHG	Post Transaction Void Total Amount YTD Last Year Change	LAG(RTEW.PTVTA_YTD, 1) OVER HIERARCHY ("TIME".HTBSNS BY ANCESTOR AT LEVEL "TIME".HTBSNS.BSNS_YR POSITION FROM BEGINNING)
Retail Transaction Employee Workstation Cube: RTEW	PTVTA_YTD_LY_PCT_CHG	Post Transaction Void Total Amount YTD Last Year % Change	LAG_VARIANCE_PERCENT(RTEW.PTVTA_YTD, 1) OVER HIERARCHY ("TIME".HTBSNS BY ANCESTOR AT LEVEL "TIME".HTBSNS.BSNS_YR POSITION FROM BEGINNING)
Retail Transaction Employee Workstation Cube: RTEW	RCDTA_LP	Redeemed Container Deposit Total Amount Last Period	LAG(RTEW.RCDTA, 1) OVER HIERARCHY ("TIME".HTBSNS)
Retail Transaction Employee Workstation Cube: RTEW	RCDTA_LP_CHG	Redeemed Container Deposit Total Amount Last Period Change	LAG_VARIANCE(RTEW.RCDTA, 1) OVER HIERARCHY ("TIME".HTBSNS)
Retail Transaction Employee Workstation Cube: RTEW	RCDTA_LP_PCT_CHG	Redeemed Container Deposit Total Amount Last Period % Change	LAG_VARIANCE_PERCENT(RTEW.RCDTA, 1) OVER HIERARCHY ("TIME".HTBSNS)
Retail Transaction Employee Workstation Cube: RTEW	RCDTA_LY	Redeemed Container Deposit Total Amount Last Year	LAG(RTEW.RCDTA, 1) OVER HIERARCHY ("TIME".HTBSNS BY ANCESTOR AT LEVEL "TIME".HTBSNS.BSNS_YR POSITION FROM BEGINNING)
Retail Transaction Employee Workstation Cube: RTEW	RCDTA_LY_CHG	Redeemed Container Deposit Total Amount Last Year Change	LAG_VARIANCE(RTEW.RCDTA, 1) OVER HIERARCHY ("TIME".HTBSNS BY ANCESTOR AT LEVEL "TIME".HTBSNS.BSNS_YR POSITION FROM BEGINNING)
Retail Transaction Employee Workstation Cube: RTEW	RCDTA_LY_PCT_CHG	Redeemed Container Deposit Total Amount Last Year % Change	LAG_VARIANCE_PERCENT(RTEW.RCDTA, 1) OVER HIERARCHY ("TIME".HTBSNS BY ANCESTOR AT LEVEL "TIME".HTBSNS.BSNS_YR POSITION FROM BEGINNING)
Retail Transaction Employee Workstation Cube: RTEW	RCDTA_YTD	Redeemed Container Deposit Total Amount YTD	SUM(RTEW.RCDTA) OVER HIERARCHY ("TIME".HTBSNS BETWEEN UNBOUNDED PRECEDING AND CURRENT MEMBER WITHIN ANCESTOR AT LEVEL "TIME".BSNS_YR)
Retail Transaction Employee Workstation Cube: RTEW	RCDTA_YTD_LY	Redeemed Container Deposit Total Amount YTD Last Year	LAG(RTEW.RCDTA_YTD, 1) OVER HIERARCHY ("TIME".HTBSNS BY ANCESTOR AT LEVEL "TIME".HTBSNS.BSNS_YR POSITION FROM BEGINNING)

Cube Name	Physical Name	Logical Name	Expression / Calculation
Retail Transaction Employee Workstation Cube: RTEW	RCDTA_YTD_LY_CHG	Redeemed Container Deposit Total Amount YTD Last Year Change	LAG(RTEW.RCDTA_YTD, 1) OVER HIERARCHY ("TIME".HTBSNS BY ANCESTOR AT LEVEL "TIME".HTBSNS.BSNS_YR POSITION FROM BEGINNING)
Retail Transaction Employee Workstation Cube: RTEW	RCDTA_YTD_LY_PCT_CHG	Redeemed Container Deposit Total Amount YTD Last Year % Change	LAG_VARIANCE_PERCENT(RTEW.RCDTA_YTD, 1) OVER HIERARCHY ("TIME".HTBSNS BY ANCESTOR AT LEVEL "TIME".HTBSNS.BSNS_YR POSITION FROM BEGINNING)
Retail Transaction Employee Workstation Cube: RTEW	RFTA_LP	Refund Total Amount Last Period	LAG(RTEW.RFTA, 1) OVER HIERARCHY ("TIME".HTBSNS)
Retail Transaction Employee Workstation Cube: RTEW	RFTA_LP_CHG	Refund Total Amount Last Period Change	LAG_VARIANCE(RTEW.RFTA, 1) OVER HIERARCHY ("TIME".HTBSNS)
Retail Transaction Employee Workstation Cube: RTEW	RFTA_LP_PCT_CHG	Refund Total Amount Last Period % Change	LAG_VARIANCE_PERCENT(RTEW.RFTA, 1) OVER HIERARCHY ("TIME".HTBSNS)
Retail Transaction Employee Workstation Cube: RTEW	RFTA_LY	Refund Total Amount Last Year	LAG(RTEW.RFTA, 1) OVER HIERARCHY ("TIME".HTBSNS BY ANCESTOR AT LEVEL "TIME".HTBSNS.BSNS_YR POSITION FROM BEGINNING)
Retail Transaction Employee Workstation Cube: RTEW	RFTA_LY_CHG	Refund Total Amount Last Year Change	LAG_VARIANCE(RTEW.RFTA, 1) OVER HIERARCHY ("TIME".HTBSNS BY ANCESTOR AT LEVEL "TIME".HTBSNS.BSNS_YR POSITION FROM BEGINNING)
Retail Transaction Employee Workstation Cube: RTEW	RFTA_LY_PCT_CHG	Refund Total Amount Last Year % Change	LAG_VARIANCE_PERCENT(RTEW.RFTA, 1) OVER HIERARCHY ("TIME".HTBSNS BY ANCESTOR AT LEVEL "TIME".HTBSNS.BSNS_YR POSITION FROM BEGINNING)
Retail Transaction Employee Workstation Cube: RTEW	RFTA_YTD	Refund Total Amount YTD	SUM(RTEW.RFTA) OVER HIERARCHY ("TIME".HTBSNS BETWEEN UNBOUNDED PRECEDING AND CURRENT MEMBER WITHIN ANCESTOR AT LEVEL "TIME".BSNS_YR)
Retail Transaction Employee Workstation Cube: RTEW	RFTA_YTD_LY	Refund Total Amount YTD Last Year	LAG(RTEW.RFTA_YTD, 1) OVER HIERARCHY ("TIME".HTBSNS BY ANCESTOR AT LEVEL "TIME".HTBSNS.BSNS_YR POSITION FROM BEGINNING)
Retail Transaction Employee Workstation Cube: RTEW	RFTA_YTD_LY_CHG	Refund Total Amount YTD Last Year Change	LAG(RTEW.RFTA_YTD, 1) OVER HIERARCHY ("TIME".HTBSNS BY ANCESTOR AT LEVEL "TIME".HTBSNS.BSNS_YR POSITION FROM BEGINNING)
Retail Transaction Employee Workstation Cube: RTEW	RFTA_YTD_LY_PCT_CHG	Refund Total Amount YTD Last Year % Change	LAG_VARIANCE_PERCENT(RTEW.RFTA_YTD, 1) OVER HIERARCHY ("TIME".HTBSNS BY ANCESTOR AT LEVEL "TIME".HTBSNS.BSNS_YR POSITION FROM BEGINNING)
Retail Transaction Employee Workstation Cube: RTEW	RSMTA_LP	Resumed Total Amount Last Period	LAG(RTEW.RSMTA, 1) OVER HIERARCHY ("TIME".HTBSNS)
Retail Transaction Employee Workstation Cube: RTEW	RSMTA_LP_CHG	Resumed Total Amount Last Period Change	LAG_VARIANCE(RTEW.RSMTA, 1) OVER HIERARCHY ("TIME".HTBSNS)
Retail Transaction Employee Workstation Cube: RTEW	RSMTA_LP_PCT_CHG	Resumed Total Amount Last Period % Change	LAG_VARIANCE_PERCENT(RTEW.RSMTA, 1) OVER HIERARCHY ("TIME".HTBSNS)
Retail Transaction Employee Workstation Cube: RTEW	RSMTA_LY	Resumed Total Amount Last Year	LAG(RTEW.RSMTA, 1) OVER HIERARCHY ("TIME".HTBSNS BY ANCESTOR AT LEVEL "TIME".HTBSNS.BSNS_YR POSITION FROM BEGINNING)
Retail Transaction Employee Workstation Cube: RTEW	RSMTA_LY_CHG	Resumed Total Amount Last Year Change	LAG_VARIANCE(RTEW.RSMTA, 1) OVER HIERARCHY ("TIME".HTBSNS BY ANCESTOR AT LEVEL "TIME".HTBSNS.BSNS_YR POSITION FROM BEGINNING)

Cube Name	Physical Name	Logical Name	Expression / Calculation
Retail Transaction Employee Workstation Cube: RTEW	RTA_LP_PCT_CHG	Return Total Amount Last Period % Change	LAG_VARIANCE_PERCENT(RTEW.RTA, 1) OVER HIERARCHY ("TIME".HTBSNS)
Retail Transaction Employee Workstation Cube: RTEW	RTA_LY	Return Total Amount Last Year	LAG(RTEW.RTA, 1) OVER HIERARCHY ("TIME".HTBSNS BY ANCESTOR AT LEVEL "TIME".HTBSNS.BSNS_YR POSITION FROM BEGINNING)
Retail Transaction Employee Workstation Cube: RTEW	RTA_LY_CHG	Return Total Amount Last Year Change	LAG_VARIANCE(RTEW.RTA, 1) OVER HIERARCHY ("TIME".HTBSNS BY ANCESTOR AT LEVEL "TIME".HTBSNS.BSNS_YR POSITION FROM BEGINNING)
Retail Transaction Employee Workstation Cube: RTEW	RTA_LY_PCT_CHG	Return Total Amount Last Year % Change	LAG_VARIANCE_PERCENT(RTEW.RTA, 1) OVER HIERARCHY ("TIME".HTBSNS BY ANCESTOR AT LEVEL "TIME".HTBSNS.BSNS_YR POSITION FROM BEGINNING)
Retail Transaction Employee Workstation Cube: RTEW	RTA_YTD	Return Total Amount YTD	SUM(RTEW.RTA) OVER HIERARCHY ("TIME".HTBSNS BETWEEN UNBOUNDED PRECEDING AND CURRENT MEMBER WITHIN ANCESTOR AT LEVEL "TIME".BSNS_YR)
Retail Transaction Employee Workstation Cube: RTEW	RTA_YTD_LY	Return Total Amount YTD Last Year	LAG(RTEW.RTA_YTD, 1) OVER HIERARCHY ("TIME".HTBSNS BY ANCESTOR AT LEVEL "TIME".HTBSNS.BSNS_YR POSITION FROM BEGINNING)
Retail Transaction Employee Workstation Cube: RTEW	RTA_YTD_LY_CHG	Return Total Amount YTD Last Year Change	LAG(RTEW.RTA_YTD, 1) OVER HIERARCHY ("TIME".HTBSNS BY ANCESTOR AT LEVEL "TIME".HTBSNS.BSNS_YR POSITION FROM BEGINNING)
Retail Transaction Employee Workstation Cube: RTEW	RTA_YTD_LY_PCT_CHG	Return Total Amount YTD Last Year % Change	LAG_VARIANCE_PERCENT(RTEW.RTA_YTD, 1) OVER HIERARCHY ("TIME".HTBSNS BY ANCESTOR AT LEVEL "TIME".HTBSNS.BSNS_YR POSITION FROM BEGINNING)
Retail Transaction Employee Workstation Cube: RTEW	SCTA_LP	Store Coupon Total Amount Last Period	LAG(RTEW.SCTA, 1) OVER HIERARCHY ("TIME".HTBSNS)
Retail Transaction Employee Workstation Cube: RTEW	SCTA_LP_CHG	Store Coupon Total Amount Last Period Change	LAG_VARIANCE(RTEW.SCTA, 1) OVER HIERARCHY ("TIME".HTBSNS)
Retail Transaction Employee Workstation Cube: RTEW	SCTA_LP_PCT_CHG	Store Coupon Total Amount Last Period % Change	LAG_VARIANCE_PERCENT(RTEW.SCTA, 1) OVER HIERARCHY ("TIME".HTBSNS)
Retail Transaction Employee Workstation Cube: RTEW	SCTA_LY	Store Coupon Total Amount Last Year	LAG(RTEW.SCTA, 1) OVER HIERARCHY ("TIME".HTBSNS BY ANCESTOR AT LEVEL "TIME".HTBSNS.BSNS_YR POSITION FROM BEGINNING)
Retail Transaction Employee Workstation Cube: RTEW	SCTA_LY_CHG	Store Coupon Total Amount Last Year Change	LAG_VARIANCE(RTEW.SCTA, 1) OVER HIERARCHY ("TIME".HTBSNS BY ANCESTOR AT LEVEL "TIME".HTBSNS.BSNS_YR POSITION FROM BEGINNING)
Retail Transaction Employee Workstation Cube: RTEW	SCTA_LY_PCT_CHG	Store Coupon Total Amount Last Year % Change	LAG_VARIANCE_PERCENT(RTEW.SCTA, 1) OVER HIERARCHY ("TIME".HTBSNS BY ANCESTOR AT LEVEL "TIME".HTBSNS.BSNS_YR POSITION FROM BEGINNING)
Retail Transaction Employee Workstation Cube: RTEW	SCTA_YTD	Store Coupon Total Amount YTD	SUM(RTEW.SCTA) OVER HIERARCHY ("TIME".HTBSNS BETWEEN UNBOUNDED PRECEDING AND CURRENT MEMBER WITHIN ANCESTOR AT LEVEL "TIME".BSNS_YR)
Retail Transaction Employee Workstation Cube: RTEW	SCTA_YTD_LY	Store Coupon Total Amount YTD Last Year	LAG(RTEW.SCTA_YTD, 1) OVER HIERARCHY ("TIME".HTBSNS BY ANCESTOR AT LEVEL "TIME".HTBSNS.BSNS_YR POSITION FROM BEGINNING)

Cube Name	Physical Name	Logical Name	Expression / Calculation
Retail Transaction Employee Workstation Cube: RTEW	SCTA_YTD_LY_CHG	Store Coupon Total Amount YTD Last Year Change	LAG(RTEW.SCTA_YTD, 1) OVER HIERARCHY ("TIME".HTBSNS BY ANCESTOR AT LEVEL "TIME".HTBSNS.BSNS_YR POSITION FROM BEGINNING)
Retail Transaction Employee Workstation Cube: RTEW	SCTA_YTD_LY_PCT_CHG	Store Coupon Total Amount YTD Last Year % Change	LAG_VARIANCE_PERCENT(RTEW.SCTA_YTD, 1) OVER HIERARCHY ("TIME".HTBSNS BY ANCESTOR AT LEVEL "TIME".HTBSNS.BSNS_YR POSITION FROM BEGINNING)
Retail Transaction Employee Workstation Cube: RTEW	STA_LP	Suspended Total Amount Last Period	LAG(RTEW.STA, 1) OVER HIERARCHY ("TIME".HTBSNS)
Retail Transaction Employee Workstation Cube: RTEW	STA_LP_CHG	Suspended Total Amount Last Period Change	LAG_VARIANCE(RTEW.STA, 1) OVER HIERARCHY ("TIME".HTBSNS)
Retail Transaction Employee Workstation Cube: RTEW	STA_LP_PCT_CHG	Suspended Total Amount Last Period % Change	LAG_VARIANCE_PERCENT(RTEW.STA, 1) OVER HIERARCHY ("TIME".HTBSNS)
Retail Transaction Employee Workstation Cube: RTEW	STA_LY	Suspended Total Amount Last Year	LAG(RTEW.STA, 1) OVER HIERARCHY ("TIME".HTBSNS BY ANCESTOR AT LEVEL "TIME".HTBSNS.BSNS_YR POSITION FROM BEGINNING)
Retail Transaction Employee Workstation Cube: RTEW	STA_LY_CHG	Suspended Total Amount Last Year Change	LAG_VARIANCE(RTEW.STA, 1) OVER HIERARCHY ("TIME".HTBSNS BY ANCESTOR AT LEVEL "TIME".HTBSNS.BSNS_YR POSITION FROM BEGINNING)
Retail Transaction Employee Workstation Cube: RTEW	STA_LY_PCT_CHG	Suspended Total Amount Last Year % Change	LAG_VARIANCE_PERCENT(RTEW.STA, 1) OVER HIERARCHY ("TIME".HTBSNS BY ANCESTOR AT LEVEL "TIME".HTBSNS.BSNS_YR POSITION FROM BEGINNING)
Retail Transaction Employee Workstation Cube: RTEW	STA_YTD	Suspended Total Amount YTD	SUM(RTEW.STA) OVER HIERARCHY ("TIME".HTBSNS BETWEEN UNBOUNDED PRECEDING AND CURRENT MEMBER WITHIN ANCESTOR AT LEVEL "TIME".BSNS_YR)
Retail Transaction Employee Workstation Cube: RTEW	STA_YTD_LY	Suspended Total Amount YTD Last Year	LAG(RTEW.STA_YTD, 1) OVER HIERARCHY ("TIME".HTBSNS BY ANCESTOR AT LEVEL "TIME".HTBSNS.BSNS_YR POSITION FROM BEGINNING)
Retail Transaction Employee Workstation Cube: RTEW	STA_YTD_LY_CHG	Suspended Total Amount YTD Last Year Change	LAG(RTEW.STA_YTD, 1) OVER HIERARCHY ("TIME".HTBSNS BY ANCESTOR AT LEVEL "TIME".HTBSNS.BSNS_YR POSITION FROM BEGINNING)
Retail Transaction Employee Workstation Cube: RTEW	STA_YTD_LY_PCT_CHG	Suspended Total Amount YTD Last Year % Change	LAG_VARIANCE_PERCENT(RTEW.STA_YTD, 1) OVER HIERARCHY ("TIME".HTBSNS BY ANCESTOR AT LEVEL "TIME".HTBSNS.BSNS_YR POSITION FROM BEGINNING)
Retail Transaction Employee Workstation Cube: RTEW	STC_LP	Suspended Transaction Count Last Period	LAG(RTEW.STC, 1) OVER HIERARCHY ("TIME".HTBSNS)
Retail Transaction Employee Workstation Cube: RTEW	STC_LP_CHG	Suspended Transaction Count Last Period Change	LAG_VARIANCE(RTEW.STC, 1) OVER HIERARCHY ("TIME".HTBSNS)
Retail Transaction Employee Workstation Cube: RTEW	STC_LP_PCT_CHG	Suspended Transaction Count Last Period % Change	LAG_VARIANCE_PERCENT(RTEW.STC, 1) OVER HIERARCHY ("TIME".HTBSNS)
Retail Transaction Employee Workstation Cube: RTEW	STC_LY	Suspended Transaction Count Last Year	LAG(RTEW.STC, 1) OVER HIERARCHY ("TIME".HTBSNS BY ANCESTOR AT LEVEL "TIME".HTBSNS.BSNS_YR POSITION FROM BEGINNING)
Retail Transaction Employee Workstation Cube: RTEW	STC_LY_CHG	Suspended Transaction Count Last Year Change	LAG_VARIANCE(RTEW.STC, 1) OVER HIERARCHY ("TIME".HTBSNS BY ANCESTOR AT LEVEL "TIME".HTBSNS.BSNS_YR POSITION FROM BEGINNING)

Cube Name	Physical Name	Logical Name	Expression / Calculation
Retail Transaction Employee Workstation Cube: RTEW	STC_LY_PCT_CHG	Suspended Transaction Count Last Year % Change	LAG_VARIANCE_PERCENT(RTEW.STC, 1) OVER HIERARCHY ("TIME".HTBSNS BY ANCESTOR AT LEVEL "TIME".HTBSNS.BSNS_YR POSITION FROM BEGINNING)
Retail Transaction Employee Workstation Cube: RTEW	STC_YTD	Suspended Transaction Count YTD	SUM(RTEW.STC) OVER HIERARCHY ("TIME".HTBSNS BETWEEN UNBOUNDED PRECEDING AND CURRENT MEMBER WITHIN ANCESTOR AT LEVEL "TIME".BSNS_YR)
Retail Transaction Employee Workstation Cube: RTEW	STC_YTD_LY	Suspended Transaction Count YTD Last Year	LAG(RTEW.STC_YTD, 1) OVER HIERARCHY ("TIME".HTBSNS BY ANCESTOR AT LEVEL "TIME".HTBSNS.BSNS_YR POSITION FROM BEGINNING)
Retail Transaction Employee Workstation Cube: RTEW	STC_YTD_LY_CHG	Suspended Transaction Count YTD Last Year Change	LAG(RTEW.STC_YTD, 1) OVER HIERARCHY ("TIME".HTBSNS BY ANCESTOR AT LEVEL "TIME".HTBSNS.BSNS_YR POSITION FROM BEGINNING)
Retail Transaction Employee Workstation Cube: RTEW	STC_YTD_LY_PCT_CHG	Suspended Transaction Count YTD Last Year % Change	LAG_VARIANCE_PERCENT(RTEW.STC_YTD, 1) OVER HIERARCHY ("TIME".HTBSNS BY ANCESTOR AT LEVEL "TIME".HTBSNS.BSNS_YR POSITION FROM BEGINNING)
Retail Transaction Employee Workstation Cube: RTEW	TCDC_LP	Total Container Deposit Count Last Period	LAG(RTEW.TCDC, 1) OVER HIERARCHY ("TIME".HTBSNS)
Retail Transaction Employee Workstation Cube: RTEW	TCDC_LP_CHG	Total Container Deposit Count Last Period Change	LAG_VARIANCE(RTEW.TCDC, 1) OVER HIERARCHY ("TIME".HTBSNS)
Retail Transaction Employee Workstation Cube: RTEW	TCDC_LP_PCT_CHG	Total Container Deposit Count Last Period % Change	LAG_VARIANCE_PERCENT(RTEW.TCDC, 1) OVER HIERARCHY ("TIME".HTBSNS)
Retail Transaction Employee Workstation Cube: RTEW	TCDC_LY	Total Container Deposit Count Last Year	LAG(RTEW.TCDC, 1) OVER HIERARCHY ("TIME".HTBSNS BY ANCESTOR AT LEVEL "TIME".HTBSNS.BSNS_YR POSITION FROM BEGINNING)
Retail Transaction Employee Workstation Cube: RTEW	TCDC_LY_CHG	Total Container Deposit Count Last Year Change	LAG_VARIANCE(RTEW.TCDC, 1) OVER HIERARCHY ("TIME".HTBSNS BY ANCESTOR AT LEVEL "TIME".HTBSNS.BSNS_YR POSITION FROM BEGINNING)
Retail Transaction Employee Workstation Cube: RTEW	TCDC_LY_PCT_CHG	Total Container Deposit Count Last Year % Change	LAG_VARIANCE_PERCENT(RTEW.TCDC, 1) OVER HIERARCHY ("TIME".HTBSNS BY ANCESTOR AT LEVEL "TIME".HTBSNS.BSNS_YR POSITION FROM BEGINNING)
Retail Transaction Employee Workstation Cube: RTEW	TCDC_YTD	Total Container Deposit Count YTD	SUM(RTEW.TCDC) OVER HIERARCHY ("TIME".HTBSNS BETWEEN UNBOUNDED PRECEDING AND CURRENT MEMBER WITHIN ANCESTOR AT LEVEL "TIME".BSNS_YR)
Retail Transaction Employee Workstation Cube: RTEW	TCDC_YTD_LY	Total Container Deposit Count YTD Last Year	LAG(RTEW.TCDC_YTD, 1) OVER HIERARCHY ("TIME".HTBSNS BY ANCESTOR AT LEVEL "TIME".HTBSNS.BSNS_YR POSITION FROM BEGINNING)
Retail Transaction Employee Workstation Cube: RTEW	TCDC_YTD_LY_CHG	Total Container Deposit Count YTD Last Year Change	LAG(RTEW.TCDC_YTD, 1) OVER HIERARCHY ("TIME".HTBSNS BY ANCESTOR AT LEVEL "TIME".HTBSNS.BSNS_YR POSITION FROM BEGINNING)
Retail Transaction Employee Workstation Cube: RTEW	TCDC_YTD_LY_PCT_CHG	Total Container Deposit Count YTD Last Year % Change	LAG_VARIANCE_PERCENT(RTEW.TCDC_YTD, 1) OVER HIERARCHY ("TIME".HTBSNS BY ANCESTOR AT LEVEL "TIME".HTBSNS.BSNS_YR POSITION FROM BEGINNING)
Retail Transaction Employee Workstation Cube: RTEW	TEDC_LP	Total Employee Discount Count Last Period	LAG(RTEW.TEDC, 1) OVER HIERARCHY ("TIME".HTBSNS)

Cube Name	Physical Name	Logical Name	Expression / Calculation
Retail Transaction Employee Workstation Cube: RTEW	TEDC_LP_CHG	Total Employee Discount Count Last Period Change	LAG_VARIANCE(RTEW.TEDC, 1) OVER HIERARCHY ("TIME".HTBSNS)
Retail Transaction Employee Workstation Cube: RTEW	TEDC_LP_PCT_CHG	Total Employee Discount Count Last Period % Change	LAG_VARIANCE_PERCENT(RTEW.TEDC, 1) OVER HIERARCHY ("TIME".HTBSNS)
Retail Transaction Employee Workstation Cube: RTEW	TEDC_LY	Total Employee Discount Count Last Year	LAG(RTEW.TEDC, 1) OVER HIERARCHY ("TIME".HTBSNS BY ANCESTOR AT LEVEL "TIME".HTBSNS.BSNS_YR POSITION FROM BEGINNING)
Retail Transaction Employee Workstation Cube: RTEW	TEDC_LY_CHG	Total Employee Discount Count Last Year Change	LAG_VARIANCE(RTEW.TEDC, 1) OVER HIERARCHY ("TIME".HTBSNS BY ANCESTOR AT LEVEL "TIME".HTBSNS.BSNS_YR POSITION FROM BEGINNING)
Retail Transaction Employee Workstation Cube: RTEW	TEDC_LY_PCT_CHG	Total Employee Discount Count Last Year % Change	LAG_VARIANCE_PERCENT(RTEW.TEDC, 1) OVER HIERARCHY ("TIME".HTBSNS BY ANCESTOR AT LEVEL "TIME".HTBSNS.BSNS_YR POSITION FROM BEGINNING)
Retail Transaction Employee Workstation Cube: RTEW	TEDC_YTD	Total Employee Discount Count YTD	SUM(RTEW.TEDC) OVER HIERARCHY ("TIME".HTBSNS BETWEEN UNBOUNDED PRECEDING AND CURRENT MEMBER WITHIN ANCESTOR AT LEVEL "TIME".BSNS_YR)
Retail Transaction Employee Workstation Cube: RTEW	TEDC_YTD_LY	Total Employee Discount Count YTD Last Year	LAG(RTEW.TEDC_YTD, 1) OVER HIERARCHY ("TIME".HTBSNS BY ANCESTOR AT LEVEL "TIME".HTBSNS.BSNS_YR POSITION FROM BEGINNING)
Retail Transaction Employee Workstation Cube: RTEW	TEDC_YTD_LY_CHG	Total Employee Discount Count YTD Last Year Change	LAG(RTEW.TEDC_YTD, 1) OVER HIERARCHY ("TIME".HTBSNS BY ANCESTOR AT LEVEL "TIME".HTBSNS.BSNS_YR POSITION FROM BEGINNING)
Retail Transaction Employee Workstation Cube: RTEW	TEDC_YTD_LY_PCT_CHG	Total Employee Discount Count YTD Last Year % Change	LAG_VARIANCE_PERCENT(RTEW.TEDC_YTD, 1) OVER HIERARCHY ("TIME".HTBSNS BY ANCESTOR AT LEVEL "TIME".HTBSNS.BSNS_YR POSITION FROM BEGINNING)
Retail Transaction Employee Workstation Cube: RTEW	TETA_LP	Tax Exempted Total Amount Last Period	LAG(RTEW.TETA, 1) OVER HIERARCHY ("TIME".HTBSNS)
Retail Transaction Employee Workstation Cube: RTEW	TETA_LP_CHG	Tax Exempted Total Amount Last Period Change	LAG_VARIANCE(RTEW.TETA, 1) OVER HIERARCHY ("TIME".HTBSNS)
Retail Transaction Employee Workstation Cube: RTEW	TETA_LP_PCT_CHG	Tax Exempted Total Amount Last Period % Change	LAG_VARIANCE_PERCENT(RTEW.TETA, 1) OVER HIERARCHY ("TIME".HTBSNS)
Retail Transaction Employee Workstation Cube: RTEW	TETA_LY	Tax Exempted Total Amount Last Year	LAG(RTEW.TETA, 1) OVER HIERARCHY ("TIME".HTBSNS BY ANCESTOR AT LEVEL "TIME".HTBSNS.BSNS_YR POSITION FROM BEGINNING)
Retail Transaction Employee Workstation Cube: RTEW	TETA_LY_CHG	Tax Exempted Total Amount Last Year Change	LAG_VARIANCE(RTEW.TETA, 1) OVER HIERARCHY ("TIME".HTBSNS BY ANCESTOR AT LEVEL "TIME".HTBSNS.BSNS_YR POSITION FROM BEGINNING)
Retail Transaction Employee Workstation Cube: RTEW	TETA_LY_PCT_CHG	Tax Exempted Total Amount Last Year % Change	LAG_VARIANCE_PERCENT(RTEW.TETA, 1) OVER HIERARCHY ("TIME".HTBSNS BY ANCESTOR AT LEVEL "TIME".HTBSNS.BSNS_YR POSITION FROM BEGINNING)
Retail Transaction Employee Workstation Cube: RTEW	TETA_YTD	Tax Exempted Total Amount YTD	SUM(RTEW.TETA) OVER HIERARCHY ("TIME".HTBSNS BETWEEN UNBOUNDED PRECEDING AND CURRENT MEMBER WITHIN ANCESTOR AT LEVEL "TIME".BSNS_YR)

Cube Name	Physical Name	Logical Name	Expression / Calculation
Retail Transaction Employee Workstation Cube: RTEW	TETA_YTD_LY	Tax Exempted Total Amount YTD Last Year	LAG(RTEW.TETA_YTD, 1) OVER HIERARCHY ("TIME".HTBSNS BY ANCESTOR AT LEVEL "TIME".HTBSNS.BSNS_YR POSITION FROM BEGINNING)
Retail Transaction Employee Workstation Cube: RTEW	TETA_YTD_LY_CHG	Tax Exempted Total Amount YTD Last Year Change	LAG(RTEW.TETA_YTD, 1) OVER HIERARCHY ("TIME".HTBSNS BY ANCESTOR AT LEVEL "TIME".HTBSNS.BSNS_YR POSITION FROM BEGINNING)
Retail Transaction Employee Workstation Cube: RTEW	TETA_YTD_LY_PCT_CHG	Tax Exempted Total Amount YTD Last Year % Change	LAG_VARIANCE_PERCENT(RTEW.TETA_YTD, 1) OVER HIERARCHY ("TIME".HTBSNS BY ANCESTOR AT LEVEL "TIME".HTBSNS.BSNS_YR POSITION FROM BEGINNING)
Retail Transaction Employee Workstation Cube: RTEW	TIT_LP	Total Idle Time Last Period	LAG(RTEW.TIT, 1) OVER HIERARCHY ("TIME".HTBSNS)
Retail Transaction Employee Workstation Cube: RTEW	TIT_LP_CHG	Total Idle Time Last Period Change	LAG_VARIANCE(RTEW.TIT, 1) OVER HIERARCHY ("TIME".HTBSNS)
Retail Transaction Employee Workstation Cube: RTEW	TIT_LP_PCT_CHG	Total Idle Time Last Period % Change	LAG_VARIANCE_PERCENT(RTEW.TIT, 1) OVER HIERARCHY ("TIME".HTBSNS)
Retail Transaction Employee Workstation Cube: RTEW	TIT_LY	Total Idle Time Last Year	LAG(RTEW.TIT, 1) OVER HIERARCHY ("TIME".HTBSNS BY ANCESTOR AT LEVEL "TIME".HTBSNS.BSNS_YR POSITION FROM BEGINNING)
Retail Transaction Employee Workstation Cube: RTEW	TIT_LY_CHG	Total Idle Time Last Year Change	LAG_VARIANCE(RTEW.TIT, 1) OVER HIERARCHY ("TIME".HTBSNS BY ANCESTOR AT LEVEL "TIME".HTBSNS.BSNS_YR POSITION FROM BEGINNING)
Retail Transaction Employee Workstation Cube: RTEW	TIT_LY_PCT_CHG	Total Idle Time Last Year % Change	LAG_VARIANCE_PERCENT(RTEW.TIT, 1) OVER HIERARCHY ("TIME".HTBSNS BY ANCESTOR AT LEVEL "TIME".HTBSNS.BSNS_YR POSITION FROM BEGINNING)
Retail Transaction Employee Workstation Cube: RTEW	TIT_YTD	Total Idle Time YTD	SUM(RTEW.TIT) OVER HIERARCHY ("TIME".HTBSNS BETWEEN UNBOUNDED PRECEDING AND CURRENT MEMBER WITHIN ANCESTOR AT LEVEL "TIME".BSNS_YR)
Retail Transaction Employee Workstation Cube: RTEW	TIT_YTD_LY	Total Idle Time YTD Last Year	LAG(RTEW.TIT_YTD, 1) OVER HIERARCHY ("TIME".HTBSNS BY ANCESTOR AT LEVEL "TIME".HTBSNS.BSNS_YR POSITION FROM BEGINNING)
Retail Transaction Employee Workstation Cube: RTEW	TIT_YTD_LY_CHG	Total Idle Time YTD Last Year Change	LAG(RTEW.TIT_YTD, 1) OVER HIERARCHY ("TIME".HTBSNS BY ANCESTOR AT LEVEL "TIME".HTBSNS.BSNS_YR POSITION FROM BEGINNING)
Retail Transaction Employee Workstation Cube: RTEW	TIT_YTD_LY_PCT_CHG	Total Idle Time YTD Last Year % Change	LAG_VARIANCE_PERCENT(RTEW.TIT_YTD, 1) OVER HIERARCHY ("TIME".HTBSNS BY ANCESTOR AT LEVEL "TIME".HTBSNS.BSNS_YR POSITION FROM BEGINNING)
Retail Transaction Employee Workstation Cube: RTEW	TLIC_LP	Total Line Item Keyed Count Last Period	LAG(RTEW.TLIC, 1) OVER HIERARCHY ("TIME".HTBSNS)
Retail Transaction Employee Workstation Cube: RTEW	TLIC_LP_CHG	Total Line Item Keyed Count Last Period Change	LAG_VARIANCE(RTEW.TLIC, 1) OVER HIERARCHY ("TIME".HTBSNS)
Retail Transaction Employee Workstation Cube: RTEW	TLIC_LP_PCT_CHG	Total Line Item Keyed Count Last Period % Change	LAG_VARIANCE_PERCENT(RTEW.TLIC, 1) OVER HIERARCHY ("TIME".HTBSNS)
Retail Transaction Employee Workstation Cube: RTEW	TLIC_LY	Total Line Item Keyed Count Last Year	LAG(RTEW.TLIC, 1) OVER HIERARCHY ("TIME".HTBSNS BY ANCESTOR AT LEVEL "TIME".HTBSNS.BSNS_YR POSITION FROM BEGINNING)

Cube Name	Physical Name	Logical Name	Expression / Calculation
Retail Transaction Employee Workstation Cube: RTEW	TLIC_LY_CHG	Total Line Item Keyed Count Last Year Change	LAG_VARIANCE(RTEW.TLIC, 1) OVER HIERARCHY ("TIME".HTBSNS BY ANCESTOR AT LEVEL "TIME".HTBSNS.BSNS_YR POSITION FROM BEGINNING)
Retail Transaction Employee Workstation Cube: RTEW	TLIC_LY_PCT_CHG	Total Line Item Keyed Count Last Year % Change	LAG_VARIANCE_PERCENT(RTEW.TLIC, 1) OVER HIERARCHY ("TIME".HTBSNS BY ANCESTOR AT LEVEL "TIME".HTBSNS.BSNS_YR POSITION FROM BEGINNING)
Retail Transaction Employee Workstation Cube: RTEW	TLIC_YTD	Total Line Item Keyed Count YTD	SUM(RTEW.TLIC) OVER HIERARCHY ("TIME".HTBSNS BETWEEN UNBOUNDED PRECEDING AND CURRENT MEMBER WITHIN ANCESTOR AT LEVEL "TIME".BSNS_YR)
Retail Transaction Employee Workstation Cube: RTEW	TLIC_YTD_LY	Total Line Item Keyed Count YTD Last Year	LAG(RTEW.TLIC_YTD, 1) OVER HIERARCHY ("TIME".HTBSNS BY ANCESTOR AT LEVEL "TIME".HTBSNS.BSNS_YR POSITION FROM BEGINNING)
Retail Transaction Employee Workstation Cube: RTEW	TLIC_YTD_LY_CHG	Total Line Item Keyed Count YTD Last Year Change	LAG(RTEW.TLIC_YTD, 1) OVER HIERARCHY ("TIME".HTBSNS BY ANCESTOR AT LEVEL "TIME".HTBSNS.BSNS_YR POSITION FROM BEGINNING)
Retail Transaction Employee Workstation Cube: RTEW	TLIC_YTD_LY_PCT_CHG	Total Line Item Keyed Count YTD Last Year % Change	LAG_VARIANCE_PERCENT(RTEW.TLIC_YTD, 1) OVER HIERARCHY ("TIME".HTBSNS BY ANCESTOR AT LEVEL "TIME".HTBSNS.BSNS_YR POSITION FROM BEGINNING)
Retail Transaction Employee Workstation Cube: RTEW	TLIVC_LP	Total Line Item Void Count Last Period	LAG(RTEW.TLIVC, 1) OVER HIERARCHY ("TIME".HTBSNS)
Retail Transaction Employee Workstation Cube: RTEW	TLIVC_LP_CHG	Total Line Item Void Count Last Period Change	LAG_VARIANCE(RTEW.TLIVC, 1) OVER HIERARCHY ("TIME".HTBSNS)
Retail Transaction Employee Workstation Cube: RTEW	TLIVC_LP_PCT_CHG	Total Line Item Void Count Last Period % Change	LAG_VARIANCE_PERCENT(RTEW.TLIVC, 1) OVER HIERARCHY ("TIME".HTBSNS)
Retail Transaction Employee Workstation Cube: RTEW	TLIVC_LY	Total Line Item Void Count Last Year	LAG(RTEW.TLIVC, 1) OVER HIERARCHY ("TIME".HTBSNS BY ANCESTOR AT LEVEL "TIME".HTBSNS.BSNS_YR POSITION FROM BEGINNING)
Retail Transaction Employee Workstation Cube: RTEW	TLIVC_LY_CHG	Total Line Item Void Count Last Year Change	LAG_VARIANCE(RTEW.TLIVC, 1) OVER HIERARCHY ("TIME".HTBSNS BY ANCESTOR AT LEVEL "TIME".HTBSNS.BSNS_YR POSITION FROM BEGINNING)
Retail Transaction Employee Workstation Cube: RTEW	TLIVC_LY_PCT_CHG	Total Line Item Void Count Last Year % Change	LAG_VARIANCE_PERCENT(RTEW.TLIVC, 1) OVER HIERARCHY ("TIME".HTBSNS BY ANCESTOR AT LEVEL "TIME".HTBSNS.BSNS_YR POSITION FROM BEGINNING)
Retail Transaction Employee Workstation Cube: RTEW	TLIVC_YTD	Total Line Item Void Count YTD	SUM(RTEW.TLIVC) OVER HIERARCHY ("TIME".HTBSNS BETWEEN UNBOUNDED PRECEDING AND CURRENT MEMBER WITHIN ANCESTOR AT LEVEL "TIME".BSNS_YR)
Retail Transaction Employee Workstation Cube: RTEW	TLIVC_YTD_LY	Total Line Item Void Count YTD Last Year	LAG(RTEW.TLIVC_YTD, 1) OVER HIERARCHY ("TIME".HTBSNS BY ANCESTOR AT LEVEL "TIME".HTBSNS.BSNS_YR POSITION FROM BEGINNING)
Retail Transaction Employee Workstation Cube: RTEW	TLIVC_YTD_LY_CHG	Total Line Item Void Count YTD Last Year Change	LAG(RTEW.TLIVC_YTD, 1) OVER HIERARCHY ("TIME".HTBSNS BY ANCESTOR AT LEVEL "TIME".HTBSNS.BSNS_YR POSITION FROM BEGINNING)

Cube Name	Physical Name	Logical Name	Expression / Calculation
Retail Transaction Employee Workstation Cube: RTEW	TLIVC_YTD_LY_PCT_CHG	Total Line Item Void Count YTD Last Year % Change	LAG_VARIANCE_PERCENT(RTEW.TLIVC_YTD, 1) OVER HIERARCHY ("TIME".HTBSNS BY ANCESTOR AT LEVEL "TIME".HTBSNS.BSNS_YR POSITION FROM BEGINNING)
Retail Transaction Employee Workstation Cube: RTEW	TLKP_LP	Total Line Item Keyed Percent Last Period	LAG(RTEW.TLKP, 1) OVER HIERARCHY ("TIME".HTBSNS)
Retail Transaction Employee Workstation Cube: RTEW	TLKP_LP_CHG	Total Line Item Keyed Percent Last Period Change	LAG_VARIANCE(RTEW.TLKP, 1) OVER HIERARCHY ("TIME".HTBSNS)
Retail Transaction Employee Workstation Cube: RTEW	TLKP_LP_PCT_CHG	Total Line Item Keyed Percent Last Period % Change	LAG_VARIANCE_PERCENT(RTEW.TLKP, 1) OVER HIERARCHY ("TIME".HTBSNS)
Retail Transaction Employee Workstation Cube: RTEW	TLKP_LY	Total Line Item Keyed Percent Last Year	LAG(RTEW.TLKP, 1) OVER HIERARCHY ("TIME".HTBSNS BY ANCESTOR AT LEVEL "TIME".HTBSNS.BSNS_YR POSITION FROM BEGINNING)
Retail Transaction Employee Workstation Cube: RTEW	TLKP_LY_CHG	Total Line Item Keyed Percent Last Year Change	LAG_VARIANCE(RTEW.TLKP, 1) OVER HIERARCHY ("TIME".HTBSNS BY ANCESTOR AT LEVEL "TIME".HTBSNS.BSNS_YR POSITION FROM BEGINNING)
Retail Transaction Employee Workstation Cube: RTEW	TLKP_LY_PCT_CHG	Total Line Item Keyed Percent Last Year % Change	LAG_VARIANCE_PERCENT(RTEW.TLKP, 1) OVER HIERARCHY ("TIME".HTBSNS BY ANCESTOR AT LEVEL "TIME".HTBSNS.BSNS_YR POSITION FROM BEGINNING)
Retail Transaction Employee Workstation Cube: RTEW	TLKP_YTD	Total Line Item Keyed Percent YTD	SUM(RTEW.TLKP) OVER HIERARCHY ("TIME".HTBSNS BETWEEN UNBOUNDED PRECEDING AND CURRENT MEMBER WITHIN ANCESTOR AT LEVEL "TIME".BSNS_YR)
Retail Transaction Employee Workstation Cube: RTEW	TLKP_YTD_LY	Total Line Item Keyed Percent YTD Last Year	LAG(RTEW.TLKP_YTD, 1) OVER HIERARCHY ("TIME".HTBSNS BY ANCESTOR AT LEVEL "TIME".HTBSNS.BSNS_YR POSITION FROM BEGINNING)
Retail Transaction Employee Workstation Cube: RTEW	TLKP_YTD_LY_CHG	Total Line Item Keyed Percent YTD Last Year Change	LAG(RTEW.TLKP_YTD, 1) OVER HIERARCHY ("TIME".HTBSNS BY ANCESTOR AT LEVEL "TIME".HTBSNS.BSNS_YR POSITION FROM BEGINNING)
Retail Transaction Employee Workstation Cube: RTEW	TLKP_YTD_LY_PCT_CHG	Total Line Item Keyed Percent YTD Last Year % Change	LAG_VARIANCE_PERCENT(RTEW.TLKP_YTD, 1) OVER HIERARCHY ("TIME".HTBSNS BY ANCESTOR AT LEVEL "TIME".HTBSNS.BSNS_YR POSITION FROM BEGINNING)
Retail Transaction Employee Workstation Cube: RTEW	TLOC_LP	Total Line Item Override Count Last Period	LAG(RTEW.TLOC, 1) OVER HIERARCHY ("TIME".HTBSNS)
Retail Transaction Employee Workstation Cube: RTEW	TLOC_LP_CHG	Total Line Item Override Count Last Period Change	LAG_VARIANCE(RTEW.TLOC, 1) OVER HIERARCHY ("TIME".HTBSNS)
Retail Transaction Employee Workstation Cube: RTEW	TLOC_LP_PCT_CHG	Total Line Item Override Count Last Period % Change	LAG_VARIANCE_PERCENT(RTEW.TLOC, 1) OVER HIERARCHY ("TIME".HTBSNS)
Retail Transaction Employee Workstation Cube: RTEW	TLOC_LY	Total Line Item Override Count Last Year	LAG(RTEW.TLOC, 1) OVER HIERARCHY ("TIME".HTBSNS BY ANCESTOR AT LEVEL "TIME".HTBSNS.BSNS_YR POSITION FROM BEGINNING)
Retail Transaction Employee Workstation Cube: RTEW	TLOC_LY_CHG	Total Line Item Override Count Last Year Change	LAG_VARIANCE(RTEW.TLOC, 1) OVER HIERARCHY ("TIME".HTBSNS BY ANCESTOR AT LEVEL "TIME".HTBSNS.BSNS_YR POSITION FROM BEGINNING)

Cube Name	Physical Name	Logical Name	Expression / Calculation
Retail Transaction Employee Workstation Cube: RTEW	TLOC_LY_PCT_CHG	Total Line Item Override Count Last Year % Change	LAG_VARIANCE_PERCENT(RTEW.TLOC, 1) OVER HIERARCHY ("TIME".HTBSNS BY ANCESTOR AT LEVEL "TIME".HTBSNS.BSNS_YR POSITION FROM BEGINNING)
Retail Transaction Employee Workstation Cube: RTEW	TLOC_YTD	Total Line Item Override Count YTD	SUM(RTEW.TLOC) OVER HIERARCHY ("TIME".HTBSNS BETWEEN UNBOUNDED PRECEDING AND CURRENT MEMBER WITHIN ANCESTOR AT LEVEL "TIME".BSNS_YR)
Retail Transaction Employee Workstation Cube: RTEW	TLOC_YTD_LY	Total Line Item Override Count YTD Last Year	LAG(RTEW.TLOC_YTD, 1) OVER HIERARCHY ("TIME".HTBSNS BY ANCESTOR AT LEVEL "TIME".HTBSNS.BSNS_YR POSITION FROM BEGINNING)
Retail Transaction Employee Workstation Cube: RTEW	TLOC_YTD_LY_CHG	Total Line Item Override Count YTD Last Year Change	LAG(RTEW.TLOC_YTD, 1) OVER HIERARCHY ("TIME".HTBSNS BY ANCESTOR AT LEVEL "TIME".HTBSNS.BSNS_YR POSITION FROM BEGINNING)
Retail Transaction Employee Workstation Cube: RTEW	TLOC_YTD_LY_PCT_CHG	Total Line Item Override Count YTD Last Year % Change	LAG_VARIANCE_PERCENT(RTEW.TLOC_YTD, 1) OVER HIERARCHY ("TIME".HTBSNS BY ANCESTOR AT LEVEL "TIME".HTBSNS.BSNS_YR POSITION FROM BEGINNING)
Retail Transaction Employee Workstation Cube: RTEW	TLODC_LP	Total Line Item Open Department Count Last Period	LAG(RTEW.TLODC, 1) OVER HIERARCHY ("TIME".HTBSNS)
Retail Transaction Employee Workstation Cube: RTEW	TLODC_LP_CHG	Total Line Item Open Department Count Last Period Change	LAG_VARIANCE(RTEW.TLODC, 1) OVER HIERARCHY ("TIME".HTBSNS)
Retail Transaction Employee Workstation Cube: RTEW	TLODC_LP_PCT_CHG	Total Line Item Open Department Count Last Period % Change	LAG_VARIANCE_PERCENT(RTEW.TLODC, 1) OVER HIERARCHY ("TIME".HTBSNS)
Retail Transaction Employee Workstation Cube: RTEW	TLODC_LY	Total Line Item Open Department Count Last Year	LAG(RTEW.TLODC, 1) OVER HIERARCHY ("TIME".HTBSNS BY ANCESTOR AT LEVEL "TIME".HTBSNS.BSNS_YR POSITION FROM BEGINNING)
Retail Transaction Employee Workstation Cube: RTEW	TLODC_LY_CHG	Total Line Item Open Department Count Last Year Change	LAG_VARIANCE(RTEW.TLODC, 1) OVER HIERARCHY ("TIME".HTBSNS BY ANCESTOR AT LEVEL "TIME".HTBSNS.BSNS_YR POSITION FROM BEGINNING)
Retail Transaction Employee Workstation Cube: RTEW	TLODC_LY_PCT_CHG	Total Line Item Open Department Count Last Year % Change	LAG_VARIANCE_PERCENT(RTEW.TLODC, 1) OVER HIERARCHY ("TIME".HTBSNS BY ANCESTOR AT LEVEL "TIME".HTBSNS.BSNS_YR POSITION FROM BEGINNING)
Retail Transaction Employee Workstation Cube: RTEW	TLODC_YTD	Total Line Item Open Department Count YTD	SUM(RTEW.TLODC) OVER HIERARCHY ("TIME".HTBSNS BETWEEN UNBOUNDED PRECEDING AND CURRENT MEMBER WITHIN ANCESTOR AT LEVEL "TIME".BSNS_YR)
Retail Transaction Employee Workstation Cube: RTEW	TLODC_YTD_LY	Total Line Item Open Department Count YTD Last Year	LAG(RTEW.TLODC_YTD, 1) OVER HIERARCHY ("TIME".HTBSNS BY ANCESTOR AT LEVEL "TIME".HTBSNS.BSNS_YR POSITION FROM BEGINNING)
Retail Transaction Employee Workstation Cube: RTEW	TLODC_YTD_LY_CHG	Total Line Item Open Department Count YTD Last Year Change	LAG(RTEW.TLODC_YTD, 1) OVER HIERARCHY ("TIME".HTBSNS BY ANCESTOR AT LEVEL "TIME".HTBSNS.BSNS_YR POSITION FROM BEGINNING)
Retail Transaction Employee Workstation Cube: RTEW	TLODC_YTD_LY_PCT_CHG	Total Line Item Open Department Count YTD Last Year % Change	LAG_VARIANCE_PERCENT(RTEW.TLODC_YTD, 1) OVER HIERARCHY ("TIME".HTBSNS BY ANCESTOR AT LEVEL "TIME".HTBSNS.BSNS_YR POSITION FROM BEGINNING)

Cube Name	Physical Name	Logical Name	Expression / Calculation
Retail Transaction Employee Workstation Cube: RTEW	TLODP_LP	Total Line Item Open Department Percent Last Period	LAG(RTEW.TLODP, 1) OVER HIERARCHY ("TIME".HTBSNS)
Retail Transaction Employee Workstation Cube: RTEW	TLODP_LP_CHG	Total Line Item Open Department Percent Last Period Change	LAG_VARIANCE(RTEW.TLODP, 1) OVER HIERARCHY ("TIME".HTBSNS)
Retail Transaction Employee Workstation Cube: RTEW	TLODP_LP_PCT_CHG	Total Line Item Open Department Percent Last Period % Change	LAG_VARIANCE_PERCENT(RTEW.TLODP, 1) OVER HIERARCHY ("TIME".HTBSNS)
Retail Transaction Employee Workstation Cube: RTEW	TLODP_LY	Total Line Item Open Department Percent Last Year	LAG(RTEW.TLODP, 1) OVER HIERARCHY ("TIME".HTBSNS BY ANCESTOR AT LEVEL "TIME".HTBSNS.BSNS_YR POSITION FROM BEGINNING)
Retail Transaction Employee Workstation Cube: RTEW	TLODP_LY_CHG	Total Line Item Open Department Percent Last Year Change	LAG_VARIANCE(RTEW.TLODP, 1) OVER HIERARCHY ("TIME".HTBSNS BY ANCESTOR AT LEVEL "TIME".HTBSNS.BSNS_YR POSITION FROM BEGINNING)
Retail Transaction Employee Workstation Cube: RTEW	TLODP_LY_PCT_CHG	Total Line Item Open Department Percent Last Year % Change	LAG_VARIANCE_PERCENT(RTEW.TLODP, 1) OVER HIERARCHY ("TIME".HTBSNS BY ANCESTOR AT LEVEL "TIME".HTBSNS.BSNS_YR POSITION FROM BEGINNING)
Retail Transaction Employee Workstation Cube: RTEW	TLODP_YTD	Total Line Item Open Department Percent YTD	SUM(RTEW.TLODP) OVER HIERARCHY ("TIME".HTBSNS BETWEEN UNBOUNDED PRECEDING AND CURRENT MEMBER WITHIN ANCESTOR AT LEVEL "TIME".BSNS_YR)
Retail Transaction Employee Workstation Cube: RTEW	TLODP_YTD_LY	Total Line Item Open Department Percent YTD Last Year	LAG(RTEW.TLODP_YTD, 1) OVER HIERARCHY ("TIME".HTBSNS BY ANCESTOR AT LEVEL "TIME".HTBSNS.BSNS_YR POSITION FROM BEGINNING)
Retail Transaction Employee Workstation Cube: RTEW	TLODP_YTD_LY_CHG	Total Line Item Open Department Percent YTD Last Year Change	LAG(RTEW.TLODP_YTD, 1) OVER HIERARCHY ("TIME".HTBSNS BY ANCESTOR AT LEVEL "TIME".HTBSNS.BSNS_YR POSITION FROM BEGINNING)
Retail Transaction Employee Workstation Cube: RTEW	TLODP_YTD_LY_PCT_CHG	Total Line Item Open Department Percent YTD Last Year % Change	LAG_VARIANCE_PERCENT(RTEW.TLODP_YTD, 1) OVER HIERARCHY ("TIME".HTBSNS BY ANCESTOR AT LEVEL "TIME".HTBSNS.BSNS_YR POSITION FROM BEGINNING)
Retail Transaction Employee Workstation Cube: RTEW	TLPCC_LP	Total Layaway Payment Calculated Count Last Period	LAG(RTEW.TLPCC, 1) OVER HIERARCHY ("TIME".HTBSNS)
Retail Transaction Employee Workstation Cube: RTEW	TLPCC_LP_CHG	Total Layaway Payment Calculated Count Last Period Change	LAG_VARIANCE(RTEW.TLPCC, 1) OVER HIERARCHY ("TIME".HTBSNS)
Retail Transaction Employee Workstation Cube: RTEW	TLPCC_LP_PCT_CHG	Total Layaway Payment Calculated Count Last Period % Change	LAG_VARIANCE_PERCENT(RTEW.TLPCC, 1) OVER HIERARCHY ("TIME".HTBSNS)
Retail Transaction Employee Workstation Cube: RTEW	TLPCC_LY	Total Layaway Payment Calculated Count Last Year	LAG(RTEW.TLPCC, 1) OVER HIERARCHY ("TIME".HTBSNS BY ANCESTOR AT LEVEL "TIME".HTBSNS.BSNS_YR POSITION FROM BEGINNING)
Retail Transaction Employee Workstation Cube: RTEW	TLPCC_LY_CHG	Total Layaway Payment Calculated Count Last Year Change	LAG_VARIANCE(RTEW.TLPCC, 1) OVER HIERARCHY ("TIME".HTBSNS BY ANCESTOR AT LEVEL "TIME".HTBSNS.BSNS_YR POSITION FROM BEGINNING)
Retail Transaction Employee Workstation Cube: RTEW	TLPCC_LY_PCT_CHG	Total Layaway Payment Calculated Count Last Year % Change	LAG_VARIANCE_PERCENT(RTEW.TLPCC, 1) OVER HIERARCHY ("TIME".HTBSNS BY ANCESTOR AT LEVEL "TIME".HTBSNS.BSNS_YR POSITION FROM BEGINNING)

Cube Name	Physical Name	Logical Name	Expression / Calculation
Retail Transaction Employee Workstation Cube: RTEW	TLPCC_YTD	Total Layaway Payment Calculated Count YTD	SUM(RTEW.TLPCC) OVER HIERARCHY ("TIME".HTBSNS BETWEEN UNBOUNDED PRECEDING AND CURRENT MEMBER WITHIN ANCESTOR AT LEVEL "TIME".BSNS_YR)
Retail Transaction Employee Workstation Cube: RTEW	TLPCC_YTD_LY	Total Layaway Payment Calculated Count YTD Last Year	LAG(RTEW.TLPCC_YTD, 1) OVER HIERARCHY ("TIME".HTBSNS BY ANCESTOR AT LEVEL "TIME".HTBSNS.BSNS_YR POSITION FROM BEGINNING)
Retail Transaction Employee Workstation Cube: RTEW	TLPCC_YTD_LY_CHG	Total Layaway Payment Calculated Count YTD Last Year Change	LAG(RTEW.TLPCC_YTD, 1) OVER HIERARCHY ("TIME".HTBSNS BY ANCESTOR AT LEVEL "TIME".HTBSNS.BSNS_YR POSITION FROM BEGINNING)
Retail Transaction Employee Workstation Cube: RTEW	TLPCC_YTD_LY_PCT_CHG	Total Layaway Payment Calculated Count YTD Last Year % Change	LAG_VARIANCE_PERCENT(RTEW.TLPCC_YTD, 1) OVER HIERARCHY ("TIME".HTBSNS BY ANCESTOR AT LEVEL "TIME".HTBSNS.BSNS_YR POSITION FROM BEGINNING)
Retail Transaction Employee Workstation Cube: RTEW	TLSC_LP	Total Line Item Scanned Count Last Period	LAG(RTEW.TLSC, 1) OVER HIERARCHY ("TIME".HTBSNS)
Retail Transaction Employee Workstation Cube: RTEW	TLSC_LP_CHG	Total Line Item Scanned Count Last Period Change	LAG_VARIANCE(RTEW.TLSC, 1) OVER HIERARCHY ("TIME".HTBSNS)
Retail Transaction Employee Workstation Cube: RTEW	TLSC_LP_PCT_CHG	Total Line Item Scanned Count Last Period % Change	LAG_VARIANCE_PERCENT(RTEW.TLSC, 1) OVER HIERARCHY ("TIME".HTBSNS)
Retail Transaction Employee Workstation Cube: RTEW	TLSC_LY	Total Line Item Scanned Count Last Year	LAG(RTEW.TLSC, 1) OVER HIERARCHY ("TIME".HTBSNS BY ANCESTOR AT LEVEL "TIME".HTBSNS.BSNS_YR POSITION FROM BEGINNING)
Retail Transaction Employee Workstation Cube: RTEW	TLSC_LY_CHG	Total Line Item Scanned Count Last Year Change	LAG_VARIANCE(RTEW.TLSC, 1) OVER HIERARCHY ("TIME".HTBSNS BY ANCESTOR AT LEVEL "TIME".HTBSNS.BSNS_YR POSITION FROM BEGINNING)
Retail Transaction Employee Workstation Cube: RTEW	TLSC_LY_PCT_CHG	Total Line Item Scanned Count Last Year % Change	LAG_VARIANCE_PERCENT(RTEW.TLSC, 1) OVER HIERARCHY ("TIME".HTBSNS BY ANCESTOR AT LEVEL "TIME".HTBSNS.BSNS_YR POSITION FROM BEGINNING)
Retail Transaction Employee Workstation Cube: RTEW	TLSC_YTD	Total Line Item Scanned Count YTD	SUM(RTEW.TLSC) OVER HIERARCHY ("TIME".HTBSNS BETWEEN UNBOUNDED PRECEDING AND CURRENT MEMBER WITHIN ANCESTOR AT LEVEL "TIME".BSNS_YR)
Retail Transaction Employee Workstation Cube: RTEW	TLSC_YTD_LY	Total Line Item Scanned Count YTD Last Year	LAG(RTEW.TLSC_YTD, 1) OVER HIERARCHY ("TIME".HTBSNS BY ANCESTOR AT LEVEL "TIME".HTBSNS.BSNS_YR POSITION FROM BEGINNING)
Retail Transaction Employee Workstation Cube: RTEW	TLSC_YTD_LY_CHG	Total Line Item Scanned Count YTD Last Year Change	LAG(RTEW.TLSC_YTD, 1) OVER HIERARCHY ("TIME".HTBSNS BY ANCESTOR AT LEVEL "TIME".HTBSNS.BSNS_YR POSITION FROM BEGINNING)
Retail Transaction Employee Workstation Cube: RTEW	TLSC_YTD_LY_PCT_CHG	Total Line Item Scanned Count YTD Last Year % Change	LAG_VARIANCE_PERCENT(RTEW.TLSC_YTD, 1) OVER HIERARCHY ("TIME".HTBSNS BY ANCESTOR AT LEVEL "TIME".HTBSNS.BSNS_YR POSITION FROM BEGINNING)
Retail Transaction Employee Workstation Cube: RTEW	TLSP_LP	Total Line Item Scanned Percent Last Period	LAG(RTEW.TLSP, 1) OVER HIERARCHY ("TIME".HTBSNS)
Retail Transaction Employee Workstation Cube: RTEW	TLSP_LP_CHG	Total Line Item Scanned Percent Last Period Change	LAG_VARIANCE(RTEW.TLSP, 1) OVER HIERARCHY ("TIME".HTBSNS)

Cube Name	Physical Name	Logical Name	Expression / Calculation
Retail Transaction Employee Workstation Cube: RTEW	TLSP_LP_PCT_CHG	Total Line Item Scanned Percent Last Period % Change	LAG_VARIANCE_PERCENT(RTEW.TLSP, 1) OVER HIERARCHY ("TIME".HTBSNS)
Retail Transaction Employee Workstation Cube: RTEW	TLSP_LY	Total Line Item Scanned Percent Last Year	LAG(RTEW.TLSP, 1) OVER HIERARCHY ("TIME".HTBSNS BY ANCESTOR AT LEVEL "TIME".HTBSNS.BSNS_YR POSITION FROM BEGINNING)
Retail Transaction Employee Workstation Cube: RTEW	TLSP_LY_CHG	Total Line Item Scanned Percent Last Year Change	LAG_VARIANCE(RTEW.TLSP, 1) OVER HIERARCHY ("TIME".HTBSNS BY ANCESTOR AT LEVEL "TIME".HTBSNS.BSNS_YR POSITION FROM BEGINNING)
Retail Transaction Employee Workstation Cube: RTEW	TLSP_LY_PCT_CHG	Total Line Item Scanned Percent Last Year % Change	LAG_VARIANCE_PERCENT(RTEW.TLSP, 1) OVER HIERARCHY ("TIME".HTBSNS BY ANCESTOR AT LEVEL "TIME".HTBSNS.BSNS_YR POSITION FROM BEGINNING)
Retail Transaction Employee Workstation Cube: RTEW	TLSP_YTD	Total Line Item Scanned Percent YTD	SUM(RTEW.TLSP) OVER HIERARCHY ("TIME".HTBSNS BETWEEN UNBOUNDED PRECEDING AND CURRENT MEMBER WITHIN ANCESTOR AT LEVEL "TIME".BSNS_YR)
Retail Transaction Employee Workstation Cube: RTEW	TLSP_YTD_LY	Total Line Item Scanned Percent YTD Last Year	LAG(RTEW.TLSP_YTD, 1) OVER HIERARCHY ("TIME".HTBSNS BY ANCESTOR AT LEVEL "TIME".HTBSNS.BSNS_YR POSITION FROM BEGINNING)
Retail Transaction Employee Workstation Cube: RTEW	TLSP_YTD_LY_CHG	Total Line Item Scanned Percent YTD Last Year Change	LAG(RTEW.TLSP_YTD, 1) OVER HIERARCHY ("TIME".HTBSNS BY ANCESTOR AT LEVEL "TIME".HTBSNS.BSNS_YR POSITION FROM BEGINNING)
Retail Transaction Employee Workstation Cube: RTEW	TLSP_YTD_LY_PCT_CHG	Total Line Item Scanned Percent YTD Last Year % Change	LAG_VARIANCE_PERCENT(RTEW.TLSP_YTD, 1) OVER HIERARCHY ("TIME".HTBSNS BY ANCESTOR AT LEVEL "TIME".HTBSNS.BSNS_YR POSITION FROM BEGINNING)
Retail Transaction Employee Workstation Cube: RTEW	TLTA_LP	Tender Loan Total Amount Last Period	LAG(RTEW.TLTA, 1) OVER HIERARCHY ("TIME".HTBSNS)
Retail Transaction Employee Workstation Cube: RTEW	TLTA_LP_CHG	Tender Loan Total Amount Last Period Change	LAG_VARIANCE(RTEW.TLTA, 1) OVER HIERARCHY ("TIME".HTBSNS)
Retail Transaction Employee Workstation Cube: RTEW	TLTA_LP_PCT_CHG	Tender Loan Total Amount Last Period % Change	LAG_VARIANCE_PERCENT(RTEW.TLTA, 1) OVER HIERARCHY ("TIME".HTBSNS)
Retail Transaction Employee Workstation Cube: RTEW	TLTA_LY	Tender Loan Total Amount Last Year	LAG(RTEW.TLTA, 1) OVER HIERARCHY ("TIME".HTBSNS BY ANCESTOR AT LEVEL "TIME".HTBSNS.BSNS_YR POSITION FROM BEGINNING)
Retail Transaction Employee Workstation Cube: RTEW	TLTA_LY_CHG	Tender Loan Total Amount Last Year Change	LAG_VARIANCE(RTEW.TLTA, 1) OVER HIERARCHY ("TIME".HTBSNS BY ANCESTOR AT LEVEL "TIME".HTBSNS.BSNS_YR POSITION FROM BEGINNING)
Retail Transaction Employee Workstation Cube: RTEW	TLTA_LY_PCT_CHG	Tender Loan Total Amount Last Year % Change	LAG_VARIANCE_PERCENT(RTEW.TLTA, 1) OVER HIERARCHY ("TIME".HTBSNS BY ANCESTOR AT LEVEL "TIME".HTBSNS.BSNS_YR POSITION FROM BEGINNING)
Retail Transaction Employee Workstation Cube: RTEW	TLTA_YTD	Tender Loan Total Amount YTD	SUM(RTEW.TLTA) OVER HIERARCHY ("TIME".HTBSNS BETWEEN UNBOUNDED PRECEDING AND CURRENT MEMBER WITHIN ANCESTOR AT LEVEL "TIME".BSNS_YR)
Retail Transaction Employee Workstation Cube: RTEW	TLTA_YTD_LY	Tender Loan Total Amount YTD Last Year	LAG(RTEW.TLTA_YTD, 1) OVER HIERARCHY ("TIME".HTBSNS BY ANCESTOR AT LEVEL "TIME".HTBSNS.BSNS_YR POSITION FROM BEGINNING)

Cube Name	Physical Name	Logical Name	Expression / Calculation
Retail Transaction Employee Workstation Cube: RTEW	TLTA_YTD_LY_CHG	Tender Loan Total Amount YTD Last Year Change	LAG(RTEW.TLTA_YTD, 1) OVER HIERARCHY ("TIME".HTBSNS BY ANCESTOR AT LEVEL "TIME".HTBSNS.BSNS_YR POSITION FROM BEGINNING)
Retail Transaction Employee Workstation Cube: RTEW	TLTA_YTD_LY_PCT_CHG	Tender Loan Total Amount YTD Last Year % Change	LAG_VARIANCE_PERCENT(RTEW.TLTA_YTD, 1) OVER HIERARCHY ("TIME".HTBSNS BY ANCESTOR AT LEVEL "TIME".HTBSNS.BSNS_YR POSITION FROM BEGINNING)
Retail Transaction Employee Workstation Cube: RTEW	TMC_LP	Total Markdown Count Last Period	LAG(RTEW.TMC, 1) OVER HIERARCHY ("TIME".HTBSNS)
Retail Transaction Employee Workstation Cube: RTEW	TMC_LP_CHG	Total Markdown Count Last Period Change	LAG_VARIANCE(RTEW.TMC, 1) OVER HIERARCHY ("TIME".HTBSNS)
Retail Transaction Employee Workstation Cube: RTEW	TMC_LP_PCT_CHG	Total Markdown Count Last Period % Change	LAG_VARIANCE_PERCENT(RTEW.TMC, 1) OVER HIERARCHY ("TIME".HTBSNS)
Retail Transaction Employee Workstation Cube: RTEW	TMC_LY	Total Markdown Count Last Year	LAG(RTEW.TMC, 1) OVER HIERARCHY ("TIME".HTBSNS BY ANCESTOR AT LEVEL "TIME".HTBSNS.BSNS_YR POSITION FROM BEGINNING)
Retail Transaction Employee Workstation Cube: RTEW	TMC_LY_CHG	Total Markdown Count Last Year Change	LAG_VARIANCE(RTEW.TMC, 1) OVER HIERARCHY ("TIME".HTBSNS BY ANCESTOR AT LEVEL "TIME".HTBSNS.BSNS_YR POSITION FROM BEGINNING)
Retail Transaction Employee Workstation Cube: RTEW	TMC_LY_PCT_CHG	Total Markdown Count Last Year % Change	LAG_VARIANCE_PERCENT(RTEW.TMC, 1) OVER HIERARCHY ("TIME".HTBSNS BY ANCESTOR AT LEVEL "TIME".HTBSNS.BSNS_YR POSITION FROM BEGINNING)
Retail Transaction Employee Workstation Cube: RTEW	TMC_YTD	Total Markdown Count YTD	SUM(RTEW.TMC) OVER HIERARCHY ("TIME".HTBSNS BETWEEN UNBOUNDED PRECEDING AND CURRENT MEMBER WITHIN ANCESTOR AT LEVEL "TIME".BSNS_YR)
Retail Transaction Employee Workstation Cube: RTEW	TMC_YTD_LY	Total Markdown Count YTD Last Year	LAG(RTEW.TMC_YTD, 1) OVER HIERARCHY ("TIME".HTBSNS BY ANCESTOR AT LEVEL "TIME".HTBSNS.BSNS_YR POSITION FROM BEGINNING)
Retail Transaction Employee Workstation Cube: RTEW	TMC_YTD_LY_CHG	Total Markdown Count YTD Last Year Change	LAG(RTEW.TMC_YTD, 1) OVER HIERARCHY ("TIME".HTBSNS BY ANCESTOR AT LEVEL "TIME".HTBSNS.BSNS_YR POSITION FROM BEGINNING)
Retail Transaction Employee Workstation Cube: RTEW	TMC_YTD_LY_PCT_CHG	Total Markdown Count YTD Last Year % Change	LAG_VARIANCE_PERCENT(RTEW.TMC_YTD, 1) OVER HIERARCHY ("TIME".HTBSNS BY ANCESTOR AT LEVEL "TIME".HTBSNS.BSNS_YR POSITION FROM BEGINNING)
Retail Transaction Employee Workstation Cube: RTEW	TMDC_LP	Total Miscellaneous Discount Count Last Period	LAG(RTEW.TMDC, 1) OVER HIERARCHY ("TIME".HTBSNS)
Retail Transaction Employee Workstation Cube: RTEW	TMDC_LP_CHG	Total Miscellaneous Discount Count Last Period Change	LAG_VARIANCE(RTEW.TMDC, 1) OVER HIERARCHY ("TIME".HTBSNS)
Retail Transaction Employee Workstation Cube: RTEW	TMDC_LP_PCT_CHG	Total Miscellaneous Discount Count Last Period % Change	LAG_VARIANCE_PERCENT(RTEW.TMDC, 1) OVER HIERARCHY ("TIME".HTBSNS)
Retail Transaction Employee Workstation Cube: RTEW	TMDC_LY	Total Miscellaneous Discount Count Last Year	LAG(RTEW.TMDC, 1) OVER HIERARCHY ("TIME".HTBSNS BY ANCESTOR AT LEVEL "TIME".HTBSNS.BSNS_YR POSITION FROM BEGINNING)
Retail Transaction Employee Workstation Cube: RTEW	TMDC_LY_CHG	Total Miscellaneous Discount Count Last Year Change	LAG_VARIANCE(RTEW.TMDC, 1) OVER HIERARCHY ("TIME".HTBSNS BY ANCESTOR AT LEVEL "TIME".HTBSNS.BSNS_YR POSITION FROM BEGINNING)

Cube Name	Physical Name	Logical Name	Expression / Calculation
Retail Transaction Employee Workstation Cube: RTEW	TMDC_LY_PCT_CHG	Total Miscellaneous Discount Count Last Year % Change	LAG_VARIANCE_PERCENT(RTEW.TMDC, 1) OVER HIERARCHY ("TIME".HTBSNS BY ANCESTOR AT LEVEL "TIME".HTBSNS.BSNS_YR POSITION FROM BEGINNING)
Retail Transaction Employee Workstation Cube: RTEW	TMDC_YTD	Total Miscellaneous Discount Count YTD	SUM(RTEW.TMDC) OVER HIERARCHY ("TIME".HTBSNS BETWEEN UNBOUNDED PRECEDING AND CURRENT MEMBER WITHIN ANCESTOR AT LEVEL "TIME".BSNS_YR)
Retail Transaction Employee Workstation Cube: RTEW	TMDC_YTD_LY	Total Miscellaneous Discount Count YTD Last Year	LAG(RTEW.TMDC_YTD, 1) OVER HIERARCHY ("TIME".HTBSNS BY ANCESTOR AT LEVEL "TIME".HTBSNS.BSNS_YR POSITION FROM BEGINNING)
Retail Transaction Employee Workstation Cube: RTEW	TMDC_YTD_LY_CHG	Total Miscellaneous Discount Count YTD Last Year Change	LAG(RTEW.TMDC_YTD, 1) OVER HIERARCHY ("TIME".HTBSNS BY ANCESTOR AT LEVEL "TIME".HTBSNS.BSNS_YR POSITION FROM BEGINNING)
Retail Transaction Employee Workstation Cube: RTEW	TMDC_YTD_LY_PCT_CHG	Total Miscellaneous Discount Count YTD Last Year % Change	LAG_VARIANCE_PERCENT(RTEW.TMDC_YTD, 1) OVER HIERARCHY ("TIME".HTBSNS BY ANCESTOR AT LEVEL "TIME".HTBSNS.BSNS_YR POSITION FROM BEGINNING)
Retail Transaction Employee Workstation Cube: RTEW	TMFC_LP	Total Miscellaneous Fee Count Last Period	LAG(RTEW.TMFC, 1) OVER HIERARCHY ("TIME".HTBSNS)
Retail Transaction Employee Workstation Cube: RTEW	TMFC_LP_CHG	Total Miscellaneous Fee Count Last Period Change	LAG_VARIANCE(RTEW.TMFC, 1) OVER HIERARCHY ("TIME".HTBSNS)
Retail Transaction Employee Workstation Cube: RTEW	TMFC_LP_PCT_CHG	Total Miscellaneous Fee Count Last Period % Change	LAG_VARIANCE_PERCENT(RTEW.TMFC, 1) OVER HIERARCHY ("TIME".HTBSNS)
Retail Transaction Employee Workstation Cube: RTEW	TMFC_LY	Total Miscellaneous Fee Count Last Year	LAG(RTEW.TMFC, 1) OVER HIERARCHY ("TIME".HTBSNS BY ANCESTOR AT LEVEL "TIME".HTBSNS.BSNS_YR POSITION FROM BEGINNING)
Retail Transaction Employee Workstation Cube: RTEW	TMFC_LY_CHG	Total Miscellaneous Fee Count Last Year Change	LAG_VARIANCE(RTEW.TMFC, 1) OVER HIERARCHY ("TIME".HTBSNS BY ANCESTOR AT LEVEL "TIME".HTBSNS.BSNS_YR POSITION FROM BEGINNING)
Retail Transaction Employee Workstation Cube: RTEW	TMFC_LY_PCT_CHG	Total Miscellaneous Fee Count Last Year % Change	LAG_VARIANCE_PERCENT(RTEW.TMFC, 1) OVER HIERARCHY ("TIME".HTBSNS BY ANCESTOR AT LEVEL "TIME".HTBSNS.BSNS_YR POSITION FROM BEGINNING)
Retail Transaction Employee Workstation Cube: RTEW	TMFC_YTD	Total Miscellaneous Fee Count YTD	SUM(RTEW.TMFC) OVER HIERARCHY ("TIME".HTBSNS BETWEEN UNBOUNDED PRECEDING AND CURRENT MEMBER WITHIN ANCESTOR AT LEVEL "TIME".BSNS_YR)
Retail Transaction Employee Workstation Cube: RTEW	TMFC_YTD_LY	Total Miscellaneous Fee Count YTD Last Year	LAG(RTEW.TMFC_YTD, 1) OVER HIERARCHY ("TIME".HTBSNS BY ANCESTOR AT LEVEL "TIME".HTBSNS.BSNS_YR POSITION FROM BEGINNING)
Retail Transaction Employee Workstation Cube: RTEW	TMFC_YTD_LY_CHG	Total Miscellaneous Fee Count YTD Last Year Change	LAG(RTEW.TMFC_YTD, 1) OVER HIERARCHY ("TIME".HTBSNS BY ANCESTOR AT LEVEL "TIME".HTBSNS.BSNS_YR POSITION FROM BEGINNING)
Retail Transaction Employee Workstation Cube: RTEW	TMFC_YTD_LY_PCT_CHG	Total Miscellaneous Fee Count YTD Last Year % Change	LAG_VARIANCE_PERCENT(RTEW.TMFC_YTD, 1) OVER HIERARCHY ("TIME".HTBSNS BY ANCESTOR AT LEVEL "TIME".HTBSNS.BSNS_YR POSITION FROM BEGINNING)
Retail Transaction Employee Workstation Cube: RTEW	TNSTC_LP	Total No Sale Transaction Count Last Period	LAG(RTEW.TNSTC, 1) OVER HIERARCHY ("TIME".HTBSNS)

Cube Name	Physical Name	Logical Name	Expression / Calculation
Retail Transaction Employee Workstation Cube: RTEW	TNSTC_LP_CHG	Total No Sale Transaction Count Last Period Change	LAG_VARIANCE(RTEW.TNSTC, 1) OVER HIERARCHY ("TIME".HTBSNS)
Retail Transaction Employee Workstation Cube: RTEW	TNSTC_LP_PCT_CHG	Total No Sale Transaction Count Last Period % Change	LAG_VARIANCE_PERCENT(RTEW.TNSTC, 1) OVER HIERARCHY ("TIME".HTBSNS)
Retail Transaction Employee Workstation Cube: RTEW	TNSTC_LY	Total No Sale Transaction Count Last Year	LAG(RTEW.TNSTC, 1) OVER HIERARCHY ("TIME".HTBSNS BY ANCESTOR AT LEVEL "TIME".HTBSNS.BSNS_YR POSITION FROM BEGINNING)
Retail Transaction Employee Workstation Cube: RTEW	TNSTC_LY_CHG	Total No Sale Transaction Count Last Year Change	LAG_VARIANCE(RTEW.TNSTC, 1) OVER HIERARCHY ("TIME".HTBSNS BY ANCESTOR AT LEVEL "TIME".HTBSNS.BSNS_YR POSITION FROM BEGINNING)
Retail Transaction Employee Workstation Cube: RTEW	TNSTC_LY_PCT_CHG	Total No Sale Transaction Count Last Year % Change	LAG_VARIANCE_PERCENT(RTEW.TNSTC, 1) OVER HIERARCHY ("TIME".HTBSNS BY ANCESTOR AT LEVEL "TIME".HTBSNS.BSNS_YR POSITION FROM BEGINNING)
Retail Transaction Employee Workstation Cube: RTEW	TNSTC_YTD	Total No Sale Transaction Count YTD	SUM(RTEW.TNSTC) OVER HIERARCHY ("TIME".HTBSNS BETWEEN UNBOUNDED PRECEDING AND CURRENT MEMBER WITHIN ANCESTOR AT LEVEL "TIME".BSNS_YR)
Retail Transaction Employee Workstation Cube: RTEW	TNSTC_YTD_LY	Total No Sale Transaction Count YTD Last Year	LAG(RTEW.TNSTC_YTD, 1) OVER HIERARCHY ("TIME".HTBSNS BY ANCESTOR AT LEVEL "TIME".HTBSNS.BSNS_YR POSITION FROM BEGINNING)
Retail Transaction Employee Workstation Cube: RTEW	TNSTC_YTD_LY_CHG	Total No Sale Transaction Count YTD Last Year Change	LAG(RTEW.TNSTC_YTD, 1) OVER HIERARCHY ("TIME".HTBSNS BY ANCESTOR AT LEVEL "TIME".HTBSNS.BSNS_YR POSITION FROM BEGINNING)
Retail Transaction Employee Workstation Cube: RTEW	TNSTC_YTD_LY_PCT_CHG	Total No Sale Transaction Count YTD Last Year % Change	LAG_VARIANCE_PERCENT(RTEW.TNSTC_YTD, 1) OVER HIERARCHY ("TIME".HTBSNS BY ANCESTOR AT LEVEL "TIME".HTBSNS.BSNS_YR POSITION FROM BEGINNING)
Retail Transaction Employee Workstation Cube: RTEW	TPCC_LP	Total Payment Calculated Count Last Period	LAG(RTEW.TPCC, 1) OVER HIERARCHY ("TIME".HTBSNS)
Retail Transaction Employee Workstation Cube: RTEW	TPCC_LP_CHG	Total Payment Calculated Count Last Period Change	LAG_VARIANCE(RTEW.TPCC, 1) OVER HIERARCHY ("TIME".HTBSNS)
Retail Transaction Employee Workstation Cube: RTEW	TPCC_LP_PCT_CHG	Total Payment Calculated Count Last Period % Change	LAG_VARIANCE_PERCENT(RTEW.TPCC, 1) OVER HIERARCHY ("TIME".HTBSNS)
Retail Transaction Employee Workstation Cube: RTEW	TPCC_LY	Total Payment Calculated Count Last Year	LAG(RTEW.TPCC, 1) OVER HIERARCHY ("TIME".HTBSNS BY ANCESTOR AT LEVEL "TIME".HTBSNS.BSNS_YR POSITION FROM BEGINNING)
Retail Transaction Employee Workstation Cube: RTEW	TPCC_LY_CHG	Total Payment Calculated Count Last Year Change	LAG_VARIANCE(RTEW.TPCC, 1) OVER HIERARCHY ("TIME".HTBSNS BY ANCESTOR AT LEVEL "TIME".HTBSNS.BSNS_YR POSITION FROM BEGINNING)
Retail Transaction Employee Workstation Cube: RTEW	TPCC_LY_PCT_CHG	Total Payment Calculated Count Last Year % Change	LAG_VARIANCE_PERCENT(RTEW.TPCC, 1) OVER HIERARCHY ("TIME".HTBSNS BY ANCESTOR AT LEVEL "TIME".HTBSNS.BSNS_YR POSITION FROM BEGINNING)
Retail Transaction Employee Workstation Cube: RTEW	TPCC_YTD	Total Payment Calculated Count YTD	SUM(RTEW.TPCC) OVER HIERARCHY ("TIME".HTBSNS BETWEEN UNBOUNDED PRECEDING AND CURRENT MEMBER WITHIN ANCESTOR AT LEVEL "TIME".BSNS_YR)

Cube Name	Physical Name	Logical Name	Expression / Calculation
Retail Transaction Employee Workstation Cube: RTEW	TPCC_YTD_LY	Total Payment Calculated Count YTD Last Year	LAG(RTEW.TPCC_YTD, 1) OVER HIERARCHY ("TIME".HTBSNS BY ANCESTOR AT LEVEL "TIME".HTBSNS.BSNS_YR POSITION FROM BEGINNING)
Retail Transaction Employee Workstation Cube: RTEW	TPCC_YTD_LY_CHG	Total Payment Calculated Count YTD Last Year Change	LAG(RTEW.TPCC_YTD, 1) OVER HIERARCHY ("TIME".HTBSNS BY ANCESTOR AT LEVEL "TIME".HTBSNS.BSNS_YR POSITION FROM BEGINNING)
Retail Transaction Employee Workstation Cube: RTEW	TPCC_YTD_LY_PCT_CHG	Total Payment Calculated Count YTD Last Year % Change	LAG_VARIANCE_PERCENT(RTEW.TPCC_YTD, 1) OVER HIERARCHY ("TIME".HTBSNS BY ANCESTOR AT LEVEL "TIME".HTBSNS.BSNS_YR POSITION FROM BEGINNING)
Retail Transaction Employee Workstation Cube: RTEW	TPCDLC_LP	Total Petty Cash Disbursement Line Item Count Last Period	LAG(RTEW.TPCDLC, 1) OVER HIERARCHY ("TIME".HTBSNS)
Retail Transaction Employee Workstation Cube: RTEW	TPCDLC_LP_CHG	Total Petty Cash Disbursement Line Item Count Last Period Change	LAG_VARIANCE(RTEW.TPCDLC, 1) OVER HIERARCHY ("TIME".HTBSNS)
Retail Transaction Employee Workstation Cube: RTEW	TPCDLC_LP_PCT_CHG	Total Petty Cash Disbursement Line Item Count Last Period % Change	LAG_VARIANCE_PERCENT(RTEW.TPCDLC, 1) OVER HIERARCHY ("TIME".HTBSNS)
Retail Transaction Employee Workstation Cube: RTEW	TPCDLC_LY	Total Petty Cash Disbursement Line Item Count Last Year	LAG(RTEW.TPCDLC, 1) OVER HIERARCHY ("TIME".HTBSNS BY ANCESTOR AT LEVEL "TIME".HTBSNS.BSNS_YR POSITION FROM BEGINNING)
Retail Transaction Employee Workstation Cube: RTEW	TPCDLC_LY_CHG	Total Petty Cash Disbursement Line Item Count Last Year Change	LAG_VARIANCE(RTEW.TPCDLC, 1) OVER HIERARCHY ("TIME".HTBSNS BY ANCESTOR AT LEVEL "TIME".HTBSNS.BSNS_YR POSITION FROM BEGINNING)
Retail Transaction Employee Workstation Cube: RTEW	TPCDLC_LY_PCT_CHG	Total Petty Cash Disbursement Line Item Count Last Year % Change	LAG_VARIANCE_PERCENT(RTEW.TPCDLC, 1) OVER HIERARCHY ("TIME".HTBSNS BY ANCESTOR AT LEVEL "TIME".HTBSNS.BSNS_YR POSITION FROM BEGINNING)
Retail Transaction Employee Workstation Cube: RTEW	TPCDLC_YTD	Total Petty Cash Disbursement Line Item Count YTD	SUM(RTEW.TPCDLC) OVER HIERARCHY ("TIME".HTBSNS BETWEEN UNBOUNDED PRECEDING AND CURRENT MEMBER WITHIN ANCESTOR AT LEVEL "TIME".BSNS_YR)
Retail Transaction Employee Workstation Cube: RTEW	TPCDLC_YTD_LY	Total Petty Cash Disbursement Line Item Count YTD Last Year	LAG(RTEW.TPCDLC_YTD, 1) OVER HIERARCHY ("TIME".HTBSNS BY ANCESTOR AT LEVEL "TIME".HTBSNS.BSNS_YR POSITION FROM BEGINNING)
Retail Transaction Employee Workstation Cube: RTEW	TPCDLC_YTD_LY_CHG	Total Petty Cash Disbursement Line Item Count YTD Last Year Change	LAG(RTEW.TPCDLC_YTD, 1) OVER HIERARCHY ("TIME".HTBSNS BY ANCESTOR AT LEVEL "TIME".HTBSNS.BSNS_YR POSITION FROM BEGINNING)
Retail Transaction Employee Workstation Cube: RTEW	TPCDLC_YTD_LY_PCT_CHG	Total Petty Cash Disbursement Line Item Count YTD Last Year % Change	LAG_VARIANCE_PERCENT(RTEW.TPCDLC_YTD, 1) OVER HIERARCHY ("TIME".HTBSNS BY ANCESTOR AT LEVEL "TIME".HTBSNS.BSNS_YR POSITION FROM BEGINNING)
Retail Transaction Employee Workstation Cube: RTEW	TPTA_LP	Tender Pickup Total Amount Last Period	LAG(RTEW.TPTA, 1) OVER HIERARCHY ("TIME".HTBSNS)
Retail Transaction Employee Workstation Cube: RTEW	TPTA_LP_CHG	Tender Pickup Total Amount Last Period Change	LAG_VARIANCE(RTEW.TPTA, 1) OVER HIERARCHY ("TIME".HTBSNS)
Retail Transaction Employee Workstation Cube: RTEW	TPTA_LP_PCT_CHG	Tender Pickup Total Amount Last Period % Change	LAG_VARIANCE_PERCENT(RTEW.TPTA, 1) OVER HIERARCHY ("TIME".HTBSNS)

Cube Name	Physical Name	Logical Name	Expression / Calculation
Retail Transaction Employee Workstation Cube: RTEW	TPTA_LY	Tender Pickup Total Amount Last Year	LAG(RTEW.TPTA, 1) OVER HIERARCHY ("TIME".HTBSNS BY ANCESTOR AT LEVEL "TIME".HTBSNS.BSNS_YR POSITION FROM BEGINNING)
Retail Transaction Employee Workstation Cube: RTEW	TPTA_LY_CHG	Tender Pickup Total Amount Last Year Change	LAG_VARIANCE(RTEW.TPTA, 1) OVER HIERARCHY ("TIME".HTBSNS BY ANCESTOR AT LEVEL "TIME".HTBSNS.BSNS_YR POSITION FROM BEGINNING)
Retail Transaction Employee Workstation Cube: RTEW	TPTA_LY_PCT_CHG	Tender Pickup Total Amount Last Year % Change	LAG_VARIANCE_PERCENT(RTEW.TPTA, 1) OVER HIERARCHY ("TIME".HTBSNS BY ANCESTOR AT LEVEL "TIME".HTBSNS.BSNS_YR POSITION FROM BEGINNING)
Retail Transaction Employee Workstation Cube: RTEW	TPTA_YTD	Tender Pickup Total Amount YTD	SUM(RTEW.TPTA) OVER HIERARCHY ("TIME".HTBSNS BETWEEN UNBOUNDED PRECEDING AND CURRENT MEMBER WITHIN ANCESTOR AT LEVEL "TIME".BSNS_YR)
Retail Transaction Employee Workstation Cube: RTEW	TPTA_YTD_LY	Tender Pickup Total Amount YTD Last Year	LAG(RTEW.TPTA_YTD, 1) OVER HIERARCHY ("TIME".HTBSNS BY ANCESTOR AT LEVEL "TIME".HTBSNS.BSNS_YR POSITION FROM BEGINNING)
Retail Transaction Employee Workstation Cube: RTEW	TPTA_YTD_LY_CHG	Tender Pickup Total Amount YTD Last Year Change	LAG(RTEW.TPTA_YTD, 1) OVER HIERARCHY ("TIME".HTBSNS BY ANCESTOR AT LEVEL "TIME".HTBSNS.BSNS_YR POSITION FROM BEGINNING)
Retail Transaction Employee Workstation Cube: RTEW	TPTA_YTD_LY_PCT_CHG	Tender Pickup Total Amount YTD Last Year % Change	LAG_VARIANCE_PERCENT(RTEW.TPTA_YTD, 1) OVER HIERARCHY ("TIME".HTBSNS BY ANCESTOR AT LEVEL "TIME".HTBSNS.BSNS_YR POSITION FROM BEGINNING)
Retail Transaction Employee Workstation Cube: RTEW	TPTVC_LP	Total Post Transaction Void Count Last Period	LAG(RTEW.TPTVC, 1) OVER HIERARCHY ("TIME".HTBSNS)
Retail Transaction Employee Workstation Cube: RTEW	TPTVC_LP_CHG	Total Post Transaction Void Count Last Period Change	LAG_VARIANCE(RTEW.TPTVC, 1) OVER HIERARCHY ("TIME".HTBSNS)
Retail Transaction Employee Workstation Cube: RTEW	TPTVC_LP_PCT_CHG	Total Post Transaction Void Count Last Period % Change	LAG_VARIANCE_PERCENT(RTEW.TPTVC, 1) OVER HIERARCHY ("TIME".HTBSNS)
Retail Transaction Employee Workstation Cube: RTEW	TPTVC_LY	Total Post Transaction Void Count Last Year	LAG(RTEW.TPTVC, 1) OVER HIERARCHY ("TIME".HTBSNS BY ANCESTOR AT LEVEL "TIME".HTBSNS.BSNS_YR POSITION FROM BEGINNING)
Retail Transaction Employee Workstation Cube: RTEW	TPTVC_LY_CHG	Total Post Transaction Void Count Last Year Change	LAG_VARIANCE(RTEW.TPTVC, 1) OVER HIERARCHY ("TIME".HTBSNS BY ANCESTOR AT LEVEL "TIME".HTBSNS.BSNS_YR POSITION FROM BEGINNING)
Retail Transaction Employee Workstation Cube: RTEW	TPTVC_LY_PCT_CHG	Total Post Transaction Void Count Last Year % Change	LAG_VARIANCE_PERCENT(RTEW.TPTVC, 1) OVER HIERARCHY ("TIME".HTBSNS BY ANCESTOR AT LEVEL "TIME".HTBSNS.BSNS_YR POSITION FROM BEGINNING)
Retail Transaction Employee Workstation Cube: RTEW	TPTVC_YTD	Total Post Transaction Void Count YTD	SUM(RTEW.TPTVC) OVER HIERARCHY ("TIME".HTBSNS BETWEEN UNBOUNDED PRECEDING AND CURRENT MEMBER WITHIN ANCESTOR AT LEVEL "TIME".BSNS_YR)
Retail Transaction Employee Workstation Cube: RTEW	TPTVC_YTD_LY	Total Post Transaction Void Count YTD Last Year	LAG(RTEW.TPTVC_YTD, 1) OVER HIERARCHY ("TIME".HTBSNS BY ANCESTOR AT LEVEL "TIME".HTBSNS.BSNS_YR POSITION FROM BEGINNING)

Cube Name	Physical Name	Logical Name	Expression / Calculation
Retail Transaction Employee Workstation Cube: RTEW	TPTVC_YTD_LY_CHG	Total Post Transaction Void Count YTD Last Year Change	LAG(RTEW.TPTVC_YTD, 1) OVER HIERARCHY ("TIME".HTBSNS BY ANCESTOR AT LEVEL "TIME".HTBSNS.BSNS_YR POSITION FROM BEGINNING)
Retail Transaction Employee Workstation Cube: RTEW	TPTVC_YTD_LY_PCT_CHG	Total Post Transaction Void Count YTD Last Year % Change	LAG_VARIANCE_PERCENT(RTEW.TPTVC_YTD, 1) OVER HIERARCHY ("TIME".HTBSNS BY ANCESTOR AT LEVEL "TIME".HTBSNS.BSNS_YR POSITION FROM BEGINNING)
Retail Transaction Employee Workstation Cube: RTEW	TRCDC_LP	Total Redeemed Container Deposit Count Last Period	LAG(RTEW.TRCDC, 1) OVER HIERARCHY ("TIME".HTBSNS)
Retail Transaction Employee Workstation Cube: RTEW	TRCDC_LP_CHG	Total Redeemed Container Deposit Count Last Period Change	LAG_VARIANCE(RTEW.TRCDC, 1) OVER HIERARCHY ("TIME".HTBSNS)
Retail Transaction Employee Workstation Cube: RTEW	TRCDC_LP_PCT_CHG	Total Redeemed Container Deposit Count Last Period % Change	LAG_VARIANCE_PERCENT(RTEW.TRCDC, 1) OVER HIERARCHY ("TIME".HTBSNS)
Retail Transaction Employee Workstation Cube: RTEW	TRCDC_LY	Total Redeemed Container Deposit Count Last Year	LAG(RTEW.TRCDC, 1) OVER HIERARCHY ("TIME".HTBSNS BY ANCESTOR AT LEVEL "TIME".HTBSNS.BSNS_YR POSITION FROM BEGINNING)
Retail Transaction Employee Workstation Cube: RTEW	TRCDC_LY_CHG	Total Redeemed Container Deposit Count Last Year Change	LAG_VARIANCE(RTEW.TRCDC, 1) OVER HIERARCHY ("TIME".HTBSNS BY ANCESTOR AT LEVEL "TIME".HTBSNS.BSNS_YR POSITION FROM BEGINNING)
Retail Transaction Employee Workstation Cube: RTEW	TRCDC_LY_PCT_CHG	Total Redeemed Container Deposit Count Last Year % Change	LAG_VARIANCE_PERCENT(RTEW.TRCDC, 1) OVER HIERARCHY ("TIME".HTBSNS BY ANCESTOR AT LEVEL "TIME".HTBSNS.BSNS_YR POSITION FROM BEGINNING)
Retail Transaction Employee Workstation Cube: RTEW	TRCDC_YTD	Total Redeemed Container Deposit Count YTD	SUM(RTEW.TRCDC) OVER HIERARCHY ("TIME".HTBSNS BETWEEN UNBOUNDED PRECEDING AND CURRENT MEMBER WITHIN ANCESTOR AT LEVEL "TIME".BSNS_YR)
Retail Transaction Employee Workstation Cube: RTEW	TRCDC_YTD_LY	Total Redeemed Container Deposit Count YTD Last Year	LAG(RTEW.TRCDC_YTD, 1) OVER HIERARCHY ("TIME".HTBSNS BY ANCESTOR AT LEVEL "TIME".HTBSNS.BSNS_YR POSITION FROM BEGINNING)
Retail Transaction Employee Workstation Cube: RTEW	TRCDC_YTD_LY_CHG	Total Redeemed Container Deposit Count YTD Last Year Change	LAG(RTEW.TRCDC_YTD, 1) OVER HIERARCHY ("TIME".HTBSNS BY ANCESTOR AT LEVEL "TIME".HTBSNS.BSNS_YR POSITION FROM BEGINNING)
Retail Transaction Employee Workstation Cube: RTEW	TRCDC_YTD_LY_PCT_CHG	Total Redeemed Container Deposit Count YTD Last Year % Change	LAG_VARIANCE_PERCENT(RTEW.TRCDC_YTD, 1) OVER HIERARCHY ("TIME".HTBSNS BY ANCESTOR AT LEVEL "TIME".HTBSNS.BSNS_YR POSITION FROM BEGINNING)
Retail Transaction Employee Workstation Cube: RTEW	TRC_LP	Total Return Count Last Period	LAG(RTEW.TRC, 1) OVER HIERARCHY ("TIME".HTBSNS)
Retail Transaction Employee Workstation Cube: RTEW	TRC_LP_CHG	Total Return Count Last Period Change	LAG_VARIANCE(RTEW.TRC, 1) OVER HIERARCHY ("TIME".HTBSNS)
Retail Transaction Employee Workstation Cube: RTEW	TRC_LP_PCT_CHG	Total Return Count Last Period % Change	LAG_VARIANCE_PERCENT(RTEW.TRC, 1) OVER HIERARCHY ("TIME".HTBSNS)
Retail Transaction Employee Workstation Cube: RTEW	TRC_LY	Total Return Count Last Year	LAG(RTEW.TRC, 1) OVER HIERARCHY ("TIME".HTBSNS BY ANCESTOR AT LEVEL "TIME".HTBSNS.BSNS_YR POSITION FROM BEGINNING)

Cube Name	Physical Name	Logical Name	Expression / Calculation
Retail Transaction Employee Workstation Cube: RTEW	TRC_LY_CHG	Total Return Count Last Year Change	LAG_VARIANCE(RTEW.TRC, 1) OVER HIERARCHY ("TIME".HTBSNS BY ANCESTOR AT LEVEL "TIME".HTBSNS.BSNS_YR POSITION FROM BEGINNING)
Retail Transaction Employee Workstation Cube: RTEW	TRC_LY_PCT_CHG	Total Return Count Last Year % Change	LAG_VARIANCE_PERCENT(RTEW.TRC, 1) OVER HIERARCHY ("TIME".HTBSNS BY ANCESTOR AT LEVEL "TIME".HTBSNS.BSNS_YR POSITION FROM BEGINNING)
Retail Transaction Employee Workstation Cube: RTEW	TRC_YTD	Total Return Count YTD	SUM(RTEW.TRC) OVER HIERARCHY ("TIME".HTBSNS BETWEEN UNBOUNDED PRECEDING AND CURRENT MEMBER WITHIN ANCESTOR AT LEVEL "TIME".BSNS_YR)
Retail Transaction Employee Workstation Cube: RTEW	TRC_YTD_LY	Total Return Count YTD Last Year	LAG(RTEW.TRC_YTD, 1) OVER HIERARCHY ("TIME".HTBSNS BY ANCESTOR AT LEVEL "TIME".HTBSNS.BSNS_YR POSITION FROM BEGINNING)
Retail Transaction Employee Workstation Cube: RTEW	TRC_YTD_LY_CHG	Total Return Count YTD Last Year Change	LAG(RTEW.TRC_YTD, 1) OVER HIERARCHY ("TIME".HTBSNS BY ANCESTOR AT LEVEL "TIME".HTBSNS.BSNS_YR POSITION FROM BEGINNING)
Retail Transaction Employee Workstation Cube: RTEW	TRC_YTD_LY_PCT_CHG	Total Return Count YTD Last Year % Change	LAG_VARIANCE_PERCENT(RTEW.TRC_YTD, 1) OVER HIERARCHY ("TIME".HTBSNS BY ANCESTOR AT LEVEL "TIME".HTBSNS.BSNS_YR POSITION FROM BEGINNING)
Retail Transaction Employee Workstation Cube: RTEW	TRFC_LP	Total Refund Count Last Period	LAG(RTEW.TRFC, 1) OVER HIERARCHY ("TIME".HTBSNS)
Retail Transaction Employee Workstation Cube: RTEW	TRFC_LP_CHG	Total Refund Count Last Period Change	LAG_VARIANCE(RTEW.TRFC, 1) OVER HIERARCHY ("TIME".HTBSNS)
Retail Transaction Employee Workstation Cube: RTEW	TRFC_LP_PCT_CHG	Total Refund Count Last Period % Change	LAG_VARIANCE_PERCENT(RTEW.TRFC, 1) OVER HIERARCHY ("TIME".HTBSNS)
Retail Transaction Employee Workstation Cube: RTEW	TRFC_LY	Total Refund Count Last Year	LAG(RTEW.TRFC, 1) OVER HIERARCHY ("TIME".HTBSNS BY ANCESTOR AT LEVEL "TIME".HTBSNS.BSNS_YR POSITION FROM BEGINNING)
Retail Transaction Employee Workstation Cube: RTEW	TRFC_LY_CHG	Total Refund Count Last Year Change	LAG_VARIANCE(RTEW.TRFC, 1) OVER HIERARCHY ("TIME".HTBSNS BY ANCESTOR AT LEVEL "TIME".HTBSNS.BSNS_YR POSITION FROM BEGINNING)
Retail Transaction Employee Workstation Cube: RTEW	TRFC_LY_PCT_CHG	Total Refund Count Last Year % Change	LAG_VARIANCE_PERCENT(RTEW.TRFC, 1) OVER HIERARCHY ("TIME".HTBSNS BY ANCESTOR AT LEVEL "TIME".HTBSNS.BSNS_YR POSITION FROM BEGINNING)
Retail Transaction Employee Workstation Cube: RTEW	TRFC_YTD	Total Refund Count YTD	SUM(RTEW.TRFC) OVER HIERARCHY ("TIME".HTBSNS BETWEEN UNBOUNDED PRECEDING AND CURRENT MEMBER WITHIN ANCESTOR AT LEVEL "TIME".BSNS_YR)
Retail Transaction Employee Workstation Cube: RTEW	TRFC_YTD_LY	Total Refund Count YTD Last Year	LAG(RTEW.TRFC_YTD, 1) OVER HIERARCHY ("TIME".HTBSNS BY ANCESTOR AT LEVEL "TIME".HTBSNS.BSNS_YR POSITION FROM BEGINNING)
Retail Transaction Employee Workstation Cube: RTEW	TRFC_YTD_LY_CHG	Total Refund Count YTD Last Year Change	LAG(RTEW.TRFC_YTD, 1) OVER HIERARCHY ("TIME".HTBSNS BY ANCESTOR AT LEVEL "TIME".HTBSNS.BSNS_YR POSITION FROM BEGINNING)
Retail Transaction Employee Workstation Cube: RTEW	TRFC_YTD_LY_PCT_CHG	Total Refund Count YTD Last Year % Change	LAG_VARIANCE_PERCENT(RTEW.TRFC_YTD, 1) OVER HIERARCHY ("TIME".HTBSNS BY ANCESTOR AT LEVEL "TIME".HTBSNS.BSNS_YR POSITION FROM BEGINNING)

Cube Name	Physical Name	Logical Name	Expression / Calculation
Retail Transaction Employee Workstation Cube: RTEW	TRT_LP	Total Ring Time Last Period	LAG(RTEW.TRT, 1) OVER HIERARCHY ("TIME".HTBSNS)
Retail Transaction Employee Workstation Cube: RTEW	TRT_LP_CHG	Total Ring Time Last Period Change	LAG_VARIANCE(RTEW.TRT, 1) OVER HIERARCHY ("TIME".HTBSNS)
Retail Transaction Employee Workstation Cube: RTEW	TRT_LP_PCT_CHG	Total Ring Time Last Period % Change	LAG_VARIANCE_PERCENT(RTEW.TRT, 1) OVER HIERARCHY ("TIME".HTBSNS)
Retail Transaction Employee Workstation Cube: RTEW	TRT_LY	Total Ring Time Last Year	LAG(RTEW.TRT, 1) OVER HIERARCHY ("TIME".HTBSNS BY ANCESTOR AT LEVEL "TIME".HTBSNS.BSNS_YR POSITION FROM BEGINNING)
Retail Transaction Employee Workstation Cube: RTEW	TRT_LY_CHG	Total Ring Time Last Year Change	LAG_VARIANCE(RTEW.TRT, 1) OVER HIERARCHY ("TIME".HTBSNS BY ANCESTOR AT LEVEL "TIME".HTBSNS.BSNS_YR POSITION FROM BEGINNING)
Retail Transaction Employee Workstation Cube: RTEW	TRT_LY_PCT_CHG	Total Ring Time Last Year % Change	LAG_VARIANCE_PERCENT(RTEW.TRT, 1) OVER HIERARCHY ("TIME".HTBSNS BY ANCESTOR AT LEVEL "TIME".HTBSNS.BSNS_YR POSITION FROM BEGINNING)
Retail Transaction Employee Workstation Cube: RTEW	TRT_YTD	Total Ring Time YTD	SUM(RTEW.TRT) OVER HIERARCHY ("TIME".HTBSNS BETWEEN UNBOUNDED PRECEDING AND CURRENT MEMBER WITHIN ANCESTOR AT LEVEL "TIME".BSNS_YR)
Retail Transaction Employee Workstation Cube: RTEW	TRT_YTD_LY	Total Ring Time YTD Last Year	LAG(RTEW.TRT_YTD, 1) OVER HIERARCHY ("TIME".HTBSNS BY ANCESTOR AT LEVEL "TIME".HTBSNS.BSNS_YR POSITION FROM BEGINNING)
Retail Transaction Employee Workstation Cube: RTEW	TRT_YTD_LY_CHG	Total Ring Time YTD Last Year Change	LAG(RTEW.TRT_YTD, 1) OVER HIERARCHY ("TIME".HTBSNS BY ANCESTOR AT LEVEL "TIME".HTBSNS.BSNS_YR POSITION FROM BEGINNING)
Retail Transaction Employee Workstation Cube: RTEW	TRT_YTD_LY_PCT_CHG	Total Ring Time YTD Last Year % Change	LAG_VARIANCE_PERCENT(RTEW.TRT_YTD, 1) OVER HIERARCHY ("TIME".HTBSNS BY ANCESTOR AT LEVEL "TIME".HTBSNS.BSNS_YR POSITION FROM BEGINNING)
Retail Transaction Employee Workstation Cube: RTEW	TSCA_LP	Total Send Check Amount Last Period	LAG(RTEW.TSCA, 1) OVER HIERARCHY ("TIME".HTBSNS)
Retail Transaction Employee Workstation Cube: RTEW	TSCA_LP_CHG	Total Send Check Amount Last Period Change	LAG_VARIANCE(RTEW.TSCA, 1) OVER HIERARCHY ("TIME".HTBSNS)
Retail Transaction Employee Workstation Cube: RTEW	TSCA_LP_PCT_CHG	Total Send Check Amount Last Period % Change	LAG_VARIANCE_PERCENT(RTEW.TSCA, 1) OVER HIERARCHY ("TIME".HTBSNS)
Retail Transaction Employee Workstation Cube: RTEW	TSCA_LY	Total Send Check Amount Last Year	LAG(RTEW.TSCA, 1) OVER HIERARCHY ("TIME".HTBSNS BY ANCESTOR AT LEVEL "TIME".HTBSNS.BSNS_YR POSITION FROM BEGINNING)
Retail Transaction Employee Workstation Cube: RTEW	TSCA_LY_CHG	Total Send Check Amount Last Year Change	LAG_VARIANCE(RTEW.TSCA, 1) OVER HIERARCHY ("TIME".HTBSNS BY ANCESTOR AT LEVEL "TIME".HTBSNS.BSNS_YR POSITION FROM BEGINNING)
Retail Transaction Employee Workstation Cube: RTEW	TSCA_LY_PCT_CHG	Total Send Check Amount Last Year % Change	LAG_VARIANCE_PERCENT(RTEW.TSCA, 1) OVER HIERARCHY ("TIME".HTBSNS BY ANCESTOR AT LEVEL "TIME".HTBSNS.BSNS_YR POSITION FROM BEGINNING)
Retail Transaction Employee Workstation Cube: RTEW	TSCA_YTD	Total Send Check Amount YTD	SUM(RTEW.TSCA) OVER HIERARCHY ("TIME".HTBSNS BETWEEN UNBOUNDED PRECEDING AND CURRENT MEMBER WITHIN ANCESTOR AT LEVEL "TIME".BSNS_YR)

Cube Name	Physical Name	Logical Name	Expression / Calculation
Retail Transaction Employee Workstation Cube: RTEW	TSCA_YTD_LY	Total Send Check Amount YTD Last Year	LAG(RTEW.TSCA_YTD, 1) OVER HIERARCHY ("TIME".HTBSNS BY ANCESTOR AT LEVEL "TIME".HTBSNS.BSNS_YR POSITION FROM BEGINNING)
Retail Transaction Employee Workstation Cube: RTEW	TSCA_YTD_LY_CHG	Total Send Check Amount YTD Last Year Change	LAG(RTEW.TSCA_YTD, 1) OVER HIERARCHY ("TIME".HTBSNS BY ANCESTOR AT LEVEL "TIME".HTBSNS.BSNS_YR POSITION FROM BEGINNING)
Retail Transaction Employee Workstation Cube: RTEW	TSCA_YTD_LY_PCT_CHG	Total Send Check Amount YTD Last Year % Change	LAG_VARIANCE_PERCENT(RTEW.TSCA_YTD, 1) OVER HIERARCHY ("TIME".HTBSNS BY ANCESTOR AT LEVEL "TIME".HTBSNS.BSNS_YR POSITION FROM BEGINNING)
Retail Transaction Employee Workstation Cube: RTEW	TSCC_LP	Total Store Coupon Count Last Period	LAG(RTEW.TSCC, 1) OVER HIERARCHY ("TIME".HTBSNS)
Retail Transaction Employee Workstation Cube: RTEW	TSCC_LP_CHG	Total Store Coupon Count Last Period Change	LAG_VARIANCE(RTEW.TSCC, 1) OVER HIERARCHY ("TIME".HTBSNS)
Retail Transaction Employee Workstation Cube: RTEW	TSCC_LP_PCT_CHG	Total Store Coupon Count Last Period % Change	LAG_VARIANCE_PERCENT(RTEW.TSCC, 1) OVER HIERARCHY ("TIME".HTBSNS)
Retail Transaction Employee Workstation Cube: RTEW	TSCC_LY	Total Store Coupon Count Last Year	LAG(RTEW.TSCC, 1) OVER HIERARCHY ("TIME".HTBSNS BY ANCESTOR AT LEVEL "TIME".HTBSNS.BSNS_YR POSITION FROM BEGINNING)
Retail Transaction Employee Workstation Cube: RTEW	TSCC_LY_CHG	Total Store Coupon Count Last Year Change	LAG_VARIANCE(RTEW.TSCC, 1) OVER HIERARCHY ("TIME".HTBSNS BY ANCESTOR AT LEVEL "TIME".HTBSNS.BSNS_YR POSITION FROM BEGINNING)
Retail Transaction Employee Workstation Cube: RTEW	TSCC_LY_PCT_CHG	Total Store Coupon Count Last Year % Change	LAG_VARIANCE_PERCENT(RTEW.TSCC, 1) OVER HIERARCHY ("TIME".HTBSNS BY ANCESTOR AT LEVEL "TIME".HTBSNS.BSNS_YR POSITION FROM BEGINNING)
Retail Transaction Employee Workstation Cube: RTEW	TSCC_YTD	Total Store Coupon Count YTD	SUM(RTEW.TSCC) OVER HIERARCHY ("TIME".HTBSNS BETWEEN UNBOUNDED PRECEDING AND CURRENT MEMBER WITHIN ANCESTOR AT LEVEL "TIME".BSNS_YR)
Retail Transaction Employee Workstation Cube: RTEW	TSCC_YTD_LY	Total Store Coupon Count YTD Last Year	LAG(RTEW.TSCC_YTD, 1) OVER HIERARCHY ("TIME".HTBSNS BY ANCESTOR AT LEVEL "TIME".HTBSNS.BSNS_YR POSITION FROM BEGINNING)
Retail Transaction Employee Workstation Cube: RTEW	TSCC_YTD_LY_CHG	Total Store Coupon Count YTD Last Year Change	LAG(RTEW.TSCC_YTD, 1) OVER HIERARCHY ("TIME".HTBSNS BY ANCESTOR AT LEVEL "TIME".HTBSNS.BSNS_YR POSITION FROM BEGINNING)
Retail Transaction Employee Workstation Cube: RTEW	TSCC_YTD_LY_PCT_CHG	Total Store Coupon Count YTD Last Year % Change	LAG_VARIANCE_PERCENT(RTEW.TSCC_YTD, 1) OVER HIERARCHY ("TIME".HTBSNS BY ANCESTOR AT LEVEL "TIME".HTBSNS.BSNS_YR POSITION FROM BEGINNING)
Retail Transaction Employee Workstation Cube: RTEW	TSCHKC_LP	Total Send Check Count Last Period	LAG(RTEW.TSCHKC, 1) OVER HIERARCHY ("TIME".HTBSNS)
Retail Transaction Employee Workstation Cube: RTEW	TSCHKC_LP_CHG	Total Send Check Count Last Period Change	LAG_VARIANCE(RTEW.TSCHKC, 1) OVER HIERARCHY ("TIME".HTBSNS)
Retail Transaction Employee Workstation Cube: RTEW	TSCHKC_LP_PCT_CHG	Total Send Check Count Last Period % Change	LAG_VARIANCE_PERCENT(RTEW.TSCHKC, 1) OVER HIERARCHY ("TIME".HTBSNS)
Retail Transaction Employee Workstation Cube: RTEW	TSCHKC_LY	Total Send Check Count Last Year	LAG(RTEW.TSCHKC, 1) OVER HIERARCHY ("TIME".HTBSNS BY ANCESTOR AT LEVEL "TIME".HTBSNS.BSNS_YR POSITION FROM BEGINNING)

Cube Name	Physical Name	Logical Name	Expression / Calculation
Retail Transaction Employee Workstation Cube: RTEW	TSCHKC_LY_CHG	Total Send Check Count Last Year Change	LAG_VARIANCE(RTEW.TSCHKC, 1) OVER HIERARCHY ("TIME".HTBSNS BY ANCESTOR AT LEVEL "TIME".HTBSNS.BSNS_YR POSITION FROM BEGINNING)
Retail Transaction Employee Workstation Cube: RTEW	TSCHKC_LY_PCT_CHG	Total Send Check Count Last Year % Change	LAG_VARIANCE_PERCENT(RTEW.TSCHKC, 1) OVER HIERARCHY ("TIME".HTBSNS BY ANCESTOR AT LEVEL "TIME".HTBSNS.BSNS_YR POSITION FROM BEGINNING)
Retail Transaction Employee Workstation Cube: RTEW	TSCHKC_YTD	Total Send Check Count YTD	SUM(RTEW.TSCHKC) OVER HIERARCHY ("TIME".HTBSNS BETWEEN UNBOUNDED PRECEDING AND CURRENT MEMBER WITHIN ANCESTOR AT LEVEL "TIME".BSNS_YR)
Retail Transaction Employee Workstation Cube: RTEW	TSCHKC_YTD_LY	Total Send Check Count YTD Last Year	LAG(RTEW.TSCHKC_YTD, 1) OVER HIERARCHY ("TIME".HTBSNS BY ANCESTOR AT LEVEL "TIME".HTBSNS.BSNS_YR POSITION FROM BEGINNING)
Retail Transaction Employee Workstation Cube: RTEW	TSCHKC_YTD_LY_CHG	Total Send Check Count YTD Last Year Change	LAG(RTEW.TSCHKC_YTD, 1) OVER HIERARCHY ("TIME".HTBSNS BY ANCESTOR AT LEVEL "TIME".HTBSNS.BSNS_YR POSITION FROM BEGINNING)
Retail Transaction Employee Workstation Cube: RTEW	TSCHKC_YTD_LY_PCT_CHG	Total Send Check Count YTD Last Year % Change	LAG_VARIANCE_PERCENT(RTEW.TSCHKC_YTD, 1) OVER HIERARCHY ("TIME".HTBSNS BY ANCESTOR AT LEVEL "TIME".HTBSNS.BSNS_YR POSITION FROM BEGINNING)
Retail Transaction Employee Workstation Cube: RTEW	TSLC_LP	Total Sale Line Item Count Last Period	LAG(RTEW.TSLC, 1) OVER HIERARCHY ("TIME".HTBSNS)
Retail Transaction Employee Workstation Cube: RTEW	TSLC_LP_CHG	Total Sale Line Item Count Last Period Change	LAG_VARIANCE(RTEW.TSLC, 1) OVER HIERARCHY ("TIME".HTBSNS)
Retail Transaction Employee Workstation Cube: RTEW	TSLC_LP_PCT_CHG	Total Sale Line Item Count Last Period % Change	LAG_VARIANCE_PERCENT(RTEW.TSLC, 1) OVER HIERARCHY ("TIME".HTBSNS)
Retail Transaction Employee Workstation Cube: RTEW	TSLC_LY	Total Sale Line Item Count Last Year	LAG(RTEW.TSLC, 1) OVER HIERARCHY ("TIME".HTBSNS BY ANCESTOR AT LEVEL "TIME".HTBSNS.BSNS_YR POSITION FROM BEGINNING)
Retail Transaction Employee Workstation Cube: RTEW	TSLC_LY_CHG	Total Sale Line Item Count Last Year Change	LAG_VARIANCE(RTEW.TSLC, 1) OVER HIERARCHY ("TIME".HTBSNS BY ANCESTOR AT LEVEL "TIME".HTBSNS.BSNS_YR POSITION FROM BEGINNING)
Retail Transaction Employee Workstation Cube: RTEW	TSLC_LY_PCT_CHG	Total Sale Line Item Count Last Year % Change	LAG_VARIANCE_PERCENT(RTEW.TSLC, 1) OVER HIERARCHY ("TIME".HTBSNS BY ANCESTOR AT LEVEL "TIME".HTBSNS.BSNS_YR POSITION FROM BEGINNING)
Retail Transaction Employee Workstation Cube: RTEW	TSLC_YTD	Total Sale Line Item Count YTD	SUM(RTEW.TSLC) OVER HIERARCHY ("TIME".HTBSNS BETWEEN UNBOUNDED PRECEDING AND CURRENT MEMBER WITHIN ANCESTOR AT LEVEL "TIME".BSNS_YR)
Retail Transaction Employee Workstation Cube: RTEW	TSLC_YTD_LY	Total Sale Line Item Count YTD Last Year	LAG(RTEW.TSLC_YTD, 1) OVER HIERARCHY ("TIME".HTBSNS BY ANCESTOR AT LEVEL "TIME".HTBSNS.BSNS_YR POSITION FROM BEGINNING)
Retail Transaction Employee Workstation Cube: RTEW	TSLC_YTD_LY_CHG	Total Sale Line Item Count YTD Last Year Change	LAG(RTEW.TSLC_YTD, 1) OVER HIERARCHY ("TIME".HTBSNS BY ANCESTOR AT LEVEL "TIME".HTBSNS.BSNS_YR POSITION FROM BEGINNING)

Cube Name	Physical Name	Logical Name	Expression / Calculation
Retail Transaction Employee Workstation Cube: RTEW	TSLC_YTD_LY_PCT_CHG	Total Sale Line Item Count YTD Last Year % Change	LAG_VARIANCE_PERCENT(RTEW.TSLC_YTD, 1) OVER HIERARCHY ("TIME".HTBSNS BY ANCESTOR AT LEVEL "TIME".HTBSNS.BSNS_YR POSITION FROM BEGINNING)
Retail Transaction Employee Workstation Cube: RTEW	TSOC_LP	Total Sign On Count Last Period	LAG(RTEW.TSOC, 1) OVER HIERARCHY ("TIME".HTBSNS)
Retail Transaction Employee Workstation Cube: RTEW	TSOC_LP_CHG	Total Sign On Count Last Period Change	LAG_VARIANCE(RTEW.TSOC, 1) OVER HIERARCHY ("TIME".HTBSNS)
Retail Transaction Employee Workstation Cube: RTEW	TSOC_LP_PCT_CHG	Total Sign On Count Last Period % Change	LAG_VARIANCE_PERCENT(RTEW.TSOC, 1) OVER HIERARCHY ("TIME".HTBSNS)
Retail Transaction Employee Workstation Cube: RTEW	TSOC_LY	Total Sign On Count Last Year	LAG(RTEW.TSOC, 1) OVER HIERARCHY ("TIME".HTBSNS BY ANCESTOR AT LEVEL "TIME".HTBSNS.BSNS_YR POSITION FROM BEGINNING)
Retail Transaction Employee Workstation Cube: RTEW	TSOC_LY_CHG	Total Sign On Count Last Year Change	LAG_VARIANCE(RTEW.TSOC, 1) OVER HIERARCHY ("TIME".HTBSNS BY ANCESTOR AT LEVEL "TIME".HTBSNS.BSNS_YR POSITION FROM BEGINNING)
Retail Transaction Employee Workstation Cube: RTEW	TSOC_LY_PCT_CHG	Total Sign On Count Last Year % Change	LAG_VARIANCE_PERCENT(RTEW.TSOC, 1) OVER HIERARCHY ("TIME".HTBSNS BY ANCESTOR AT LEVEL "TIME".HTBSNS.BSNS_YR POSITION FROM BEGINNING)
Retail Transaction Employee Workstation Cube: RTEW	TSOC_YTD	Total Sign On Count YTD	SUM(RTEW.TSOC) OVER HIERARCHY ("TIME".HTBSNS BETWEEN UNBOUNDED PRECEDING AND CURRENT MEMBER WITHIN ANCESTOR AT LEVEL "TIME".BSNS_YR)
Retail Transaction Employee Workstation Cube: RTEW	TSOC_YTD_LY	Total Sign On Count YTD Last Year	LAG(RTEW.TSOC_YTD, 1) OVER HIERARCHY ("TIME".HTBSNS BY ANCESTOR AT LEVEL "TIME".HTBSNS.BSNS_YR POSITION FROM BEGINNING)
Retail Transaction Employee Workstation Cube: RTEW	TSOC_YTD_LY_CHG	Total Sign On Count YTD Last Year Change	LAG(RTEW.TSOC_YTD, 1) OVER HIERARCHY ("TIME".HTBSNS BY ANCESTOR AT LEVEL "TIME".HTBSNS.BSNS_YR POSITION FROM BEGINNING)
Retail Transaction Employee Workstation Cube: RTEW	TSOC_YTD_LY_PCT_CHG	Total Sign On Count YTD Last Year % Change	LAG_VARIANCE_PERCENT(RTEW.TSOC_YTD, 1) OVER HIERARCHY ("TIME".HTBSNS BY ANCESTOR AT LEVEL "TIME".HTBSNS.BSNS_YR POSITION FROM BEGINNING)
Retail Transaction Employee Workstation Cube: RTEW	TSOFFC_LP	Total Sign Off Count Last Period	LAG(RTEW.TSOFFC, 1) OVER HIERARCHY ("TIME".HTBSNS)
Retail Transaction Employee Workstation Cube: RTEW	TSOFFC_LP_CHG	Total Sign Off Count Last Period Change	LAG_VARIANCE(RTEW.TSOFFC, 1) OVER HIERARCHY ("TIME".HTBSNS)
Retail Transaction Employee Workstation Cube: RTEW	TSOFFC_LP_PCT_CHG	Total Sign Off Count Last Period % Change	LAG_VARIANCE_PERCENT(RTEW.TSOFFC, 1) OVER HIERARCHY ("TIME".HTBSNS)
Retail Transaction Employee Workstation Cube: RTEW	TSOFFC_LY	Total Sign Off Count Last Year	LAG(RTEW.TSOFFC, 1) OVER HIERARCHY ("TIME".HTBSNS BY ANCESTOR AT LEVEL "TIME".HTBSNS.BSNS_YR POSITION FROM BEGINNING)
Retail Transaction Employee Workstation Cube: RTEW	TSOFFC_LY_CHG	Total Sign Off Count Last Year Change	LAG_VARIANCE(RTEW.TSOFFC, 1) OVER HIERARCHY ("TIME".HTBSNS BY ANCESTOR AT LEVEL "TIME".HTBSNS.BSNS_YR POSITION FROM BEGINNING)
Retail Transaction Employee Workstation Cube: RTEW	TSOFFC_LY_PCT_CHG	Total Sign Off Count Last Year % Change	LAG_VARIANCE_PERCENT(RTEW.TSOFFC, 1) OVER HIERARCHY ("TIME".HTBSNS BY ANCESTOR AT LEVEL "TIME".HTBSNS.BSNS_YR POSITION FROM BEGINNING)

Cube Name	Physical Name	Logical Name	Expression / Calculation
Retail Transaction Employee Workstation Cube: RTEW	TSOFFC_YTD	Total Sign Off Count YTD	SUM(RTEW.TSOFFC) OVER HIERARCHY ("TIME".HTBSNS BETWEEN UNBOUNDED PRECEDING AND CURRENT MEMBER WITHIN ANCESTOR AT LEVEL "TIME".BSNS_YR)
Retail Transaction Employee Workstation Cube: RTEW	TSOFFC_YTD_LY	Total Sign Off Count YTD Last Year	LAG(RTEW.TSOFFC_YTD, 1) OVER HIERARCHY ("TIME".HTBSNS BY ANCESTOR AT LEVEL "TIME".HTBSNS.BSNS_YR POSITION FROM BEGINNING)
Retail Transaction Employee Workstation Cube: RTEW	TSOFFC_YTD_LY_CHG	Total Sign Off Count YTD Last Year Change	LAG(RTEW.TSOFFC_YTD, 1) OVER HIERARCHY ("TIME".HTBSNS BY ANCESTOR AT LEVEL "TIME".HTBSNS.BSNS_YR POSITION FROM BEGINNING)
Retail Transaction Employee Workstation Cube: RTEW	TSOFFC_YTD_LY_PCT_CHG	Total Sign Off Count YTD Last Year % Change	LAG_VARIANCE_PERCENT(RTEW.TSOFFC_YTD, 1) OVER HIERARCHY ("TIME".HTBSNS BY ANCESTOR AT LEVEL "TIME".HTBSNS.BSNS_YR POSITION FROM BEGINNING)
Retail Transaction Employee Workstation Cube: RTEW	TTA_LP	Tax Total Amount Last Period	LAG(RTEW.TTA, 1) OVER HIERARCHY ("TIME".HTBSNS)
Retail Transaction Employee Workstation Cube: RTEW	TTA_LP_CHG	Tax Total Amount Last Period Change	LAG_VARIANCE(RTEW.TTA, 1) OVER HIERARCHY ("TIME".HTBSNS)
Retail Transaction Employee Workstation Cube: RTEW	TTA_LP_PCT_CHG	Tax Total Amount Last Period % Change	LAG_VARIANCE_PERCENT(RTEW.TTA, 1) OVER HIERARCHY ("TIME".HTBSNS)
Retail Transaction Employee Workstation Cube: RTEW	TTA_LY	Tax Total Amount Last Year	LAG(RTEW.TTA, 1) OVER HIERARCHY ("TIME".HTBSNS BY ANCESTOR AT LEVEL "TIME".HTBSNS.BSNS_YR POSITION FROM BEGINNING)
Retail Transaction Employee Workstation Cube: RTEW	TTA_LY_CHG	Tax Total Amount Last Year Change	LAG_VARIANCE(RTEW.TTA, 1) OVER HIERARCHY ("TIME".HTBSNS BY ANCESTOR AT LEVEL "TIME".HTBSNS.BSNS_YR POSITION FROM BEGINNING)
Retail Transaction Employee Workstation Cube: RTEW	TTA_LY_PCT_CHG	Tax Total Amount Last Year % Change	LAG_VARIANCE_PERCENT(RTEW.TTA, 1) OVER HIERARCHY ("TIME".HTBSNS BY ANCESTOR AT LEVEL "TIME".HTBSNS.BSNS_YR POSITION FROM BEGINNING)
Retail Transaction Employee Workstation Cube: RTEW	TTA_YTD	Tax Total Amount YTD	SUM(RTEW.TTA) OVER HIERARCHY ("TIME".HTBSNS BETWEEN UNBOUNDED PRECEDING AND CURRENT MEMBER WITHIN ANCESTOR AT LEVEL "TIME".BSNS_YR)
Retail Transaction Employee Workstation Cube: RTEW	TTA_YTD_LY	Tax Total Amount YTD Last Year	LAG(RTEW.TTA_YTD, 1) OVER HIERARCHY ("TIME".HTBSNS BY ANCESTOR AT LEVEL "TIME".HTBSNS.BSNS_YR POSITION FROM BEGINNING)
Retail Transaction Employee Workstation Cube: RTEW	TTA_YTD_LY_CHG	Tax Total Amount YTD Last Year Change	LAG(RTEW.TTA_YTD, 1) OVER HIERARCHY ("TIME".HTBSNS BY ANCESTOR AT LEVEL "TIME".HTBSNS.BSNS_YR POSITION FROM BEGINNING)
Retail Transaction Employee Workstation Cube: RTEW	TTA_YTD_LY_PCT_CHG	Tax Total Amount YTD Last Year % Change	LAG_VARIANCE_PERCENT(RTEW.TTA_YTD, 1) OVER HIERARCHY ("TIME".HTBSNS BY ANCESTOR AT LEVEL "TIME".HTBSNS.BSNS_YR POSITION FROM BEGINNING)
Retail Transaction Employee Workstation Cube: RTEW	TTC_LP	Total Transaction Count Last Period	LAG(RTEW.TTC, 1) OVER HIERARCHY ("TIME".HTBSNS)
Retail Transaction Employee Workstation Cube: RTEW	TTC_LP_CHG	Total Transaction Count Last Period Change	LAG_VARIANCE(RTEW.TTC, 1) OVER HIERARCHY ("TIME".HTBSNS)
Retail Transaction Employee Workstation Cube: RTEW	TTC_LP_PCT_CHG	Total Transaction Count Last Period % Change	LAG_VARIANCE_PERCENT(RTEW.TTC, 1) OVER HIERARCHY ("TIME".HTBSNS)
Retail Transaction Employee Workstation Cube: RTEW	TTC_LY	Total Transaction Count Last Year	LAG(RTEW.TTC, 1) OVER HIERARCHY ("TIME".HTBSNS BY ANCESTOR AT LEVEL "TIME".HTBSNS.BSNS_YR POSITION FROM BEGINNING)

Cube Name	Physical Name	Logical Name	Expression / Calculation
Retail Transaction Employee Workstation Cube: RTEW	TTC_LY_CHG	Total Transaction Count Last Year Change	LAG_VARIANCE(RTEW.TTC, 1) OVER HIERARCHY ("TIME".HTBSNS BY ANCESTOR AT LEVEL "TIME".HTBSNS.BSNS_YR POSITION FROM BEGINNING)
Retail Transaction Employee Workstation Cube: RTEW	TTC_LY_PCT_CHG	Total Transaction Count Last Year % Change	LAG_VARIANCE_PERCENT(RTEW.TTC, 1) OVER HIERARCHY ("TIME".HTBSNS BY ANCESTOR AT LEVEL "TIME".HTBSNS.BSNS_YR POSITION FROM BEGINNING)
Retail Transaction Employee Workstation Cube: RTEW	TTC_YTD	Total Transaction Count YTD	SUM(RTEW.TTC) OVER HIERARCHY ("TIME".HTBSNS BETWEEN UNBOUNDED PRECEDING AND CURRENT MEMBER WITHIN ANCESTOR AT LEVEL "TIME".BSNS_YR)
Retail Transaction Employee Workstation Cube: RTEW	TTC_YTD_LY	Total Transaction Count YTD Last Year	LAG(RTEW.TTC_YTD, 1) OVER HIERARCHY ("TIME".HTBSNS BY ANCESTOR AT LEVEL "TIME".HTBSNS.BSNS_YR POSITION FROM BEGINNING)
Retail Transaction Employee Workstation Cube: RTEW	TTC_YTD_LY_CHG	Total Transaction Count YTD Last Year Change	LAG(RTEW.TTC_YTD, 1) OVER HIERARCHY ("TIME".HTBSNS BY ANCESTOR AT LEVEL "TIME".HTBSNS.BSNS_YR POSITION FROM BEGINNING)
Retail Transaction Employee Workstation Cube: RTEW	TTC_YTD_LY_PCT_CHG	Total Transaction Count YTD Last Year % Change	LAG_VARIANCE_PERCENT(RTEW.TTC_YTD, 1) OVER HIERARCHY ("TIME".HTBSNS BY ANCESTOR AT LEVEL "TIME".HTBSNS.BSNS_YR POSITION FROM BEGINNING)
Retail Transaction Employee Workstation Cube: RTEW	TTETC_LP	Total Tax Exempted Transaction Count Last Period	LAG(RTEW.TTETC, 1) OVER HIERARCHY ("TIME".HTBSNS)
Retail Transaction Employee Workstation Cube: RTEW	TTETC_LP_CHG	Total Tax Exempted Transaction Count Last Period Change	LAG_VARIANCE(RTEW.TTETC, 1) OVER HIERARCHY ("TIME".HTBSNS)
Retail Transaction Employee Workstation Cube: RTEW	TTETC_LP_PCT_CHG	Total Tax Exempted Transaction Count Last Period % Change	LAG_VARIANCE_PERCENT(RTEW.TTETC, 1) OVER HIERARCHY ("TIME".HTBSNS)
Retail Transaction Employee Workstation Cube: RTEW	TTETC_LY	Total Tax Exempted Transaction Count Last Year	LAG(RTEW.TTETC, 1) OVER HIERARCHY ("TIME".HTBSNS BY ANCESTOR AT LEVEL "TIME".HTBSNS.BSNS_YR POSITION FROM BEGINNING)
Retail Transaction Employee Workstation Cube: RTEW	TTETC_LY_CHG	Total Tax Exempted Transaction Count Last Year Change	LAG_VARIANCE(RTEW.TTETC, 1) OVER HIERARCHY ("TIME".HTBSNS BY ANCESTOR AT LEVEL "TIME".HTBSNS.BSNS_YR POSITION FROM BEGINNING)
Retail Transaction Employee Workstation Cube: RTEW	TTETC_LY_PCT_CHG	Total Tax Exempted Transaction Count Last Year % Change	LAG_VARIANCE_PERCENT(RTEW.TTETC, 1) OVER HIERARCHY ("TIME".HTBSNS BY ANCESTOR AT LEVEL "TIME".HTBSNS.BSNS_YR POSITION FROM BEGINNING)
Retail Transaction Employee Workstation Cube: RTEW	TTETC_YTD	Total Tax Exempted Transaction Count YTD	SUM(RTEW.TTETC) OVER HIERARCHY ("TIME".HTBSNS BETWEEN UNBOUNDED PRECEDING AND CURRENT MEMBER WITHIN ANCESTOR AT LEVEL "TIME".BSNS_YR)
Retail Transaction Employee Workstation Cube: RTEW	TTETC_YTD_LY	Total Tax Exempted Transaction Count YTD Last Year	LAG(RTEW.TTETC_YTD, 1) OVER HIERARCHY ("TIME".HTBSNS BY ANCESTOR AT LEVEL "TIME".HTBSNS.BSNS_YR POSITION FROM BEGINNING)
Retail Transaction Employee Workstation Cube: RTEW	TTETC_YTD_LY_CHG	Total Tax Exempted Transaction Count YTD Last Year Change	LAG(RTEW.TTETC_YTD, 1) OVER HIERARCHY ("TIME".HTBSNS BY ANCESTOR AT LEVEL "TIME".HTBSNS.BSNS_YR POSITION FROM BEGINNING)

Cube Name	Physical Name	Logical Name	Expression / Calculation
Retail Transaction Employee Workstation Cube: RTEW	TTETC_YTD_LY_PCT_CHG	Total Tax Exempted Transaction Count YTD Last Year % Change	LAG_VARIANCE_PERCENT(RTEW.TTETC_YTD, 1) OVER HIERARCHY ("TIME".HTBSNS BY ANCESTOR AT LEVEL "TIME".HTBSNS.BSNS_YR POSITION FROM BEGINNING)
Retail Transaction Employee Workstation Cube: RTEW	TTLIC_LP	Total Tender Loan Count Last Period	LAG(RTEW.TTLC, 1) OVER HIERARCHY ("TIME".HTBSNS)
Retail Transaction Employee Workstation Cube: RTEW	TTLIC_LP_CHG	Total Tender Loan Count Last Period Change	LAG_VARIANCE(RTEW.TTLC, 1) OVER HIERARCHY ("TIME".HTBSNS)
Retail Transaction Employee Workstation Cube: RTEW	TTLIC_LP_PCT_CHG	Total Tender Loan Count Last Period % Change	LAG_VARIANCE_PERCENT(RTEW.TTLC, 1) OVER HIERARCHY ("TIME".HTBSNS)
Retail Transaction Employee Workstation Cube: RTEW	TTLIC_LY	Total Tender Loan Count Last Year	LAG(RTEW.TTLC, 1) OVER HIERARCHY ("TIME".HTBSNS BY ANCESTOR AT LEVEL "TIME".HTBSNS.BSNS_YR POSITION FROM BEGINNING)
Retail Transaction Employee Workstation Cube: RTEW	TTLIC_LY_CHG	Total Tender Loan Count Last Year Change	LAG_VARIANCE(RTEW.TTLC, 1) OVER HIERARCHY ("TIME".HTBSNS BY ANCESTOR AT LEVEL "TIME".HTBSNS.BSNS_YR POSITION FROM BEGINNING)
Retail Transaction Employee Workstation Cube: RTEW	TTLIC_LY_PCT_CHG	Total Tender Loan Count Last Year % Change	LAG_VARIANCE_PERCENT(RTEW.TTLC, 1) OVER HIERARCHY ("TIME".HTBSNS BY ANCESTOR AT LEVEL "TIME".HTBSNS.BSNS_YR POSITION FROM BEGINNING)
Retail Transaction Employee Workstation Cube: RTEW	TTLIC_YTD	Total Tender Loan Count YTD	SUM(RTEW.TTLC) OVER HIERARCHY ("TIME".HTBSNS BETWEEN UNBOUNDED PRECEDING AND CURRENT MEMBER WITHIN ANCESTOR AT LEVEL "TIME".BSNS_YR)
Retail Transaction Employee Workstation Cube: RTEW	TTLIC_YTD_LY	Total Tender Loan Count YTD Last Year	LAG(RTEW.TTLC_YTD, 1) OVER HIERARCHY ("TIME".HTBSNS BY ANCESTOR AT LEVEL "TIME".HTBSNS.BSNS_YR POSITION FROM BEGINNING)
Retail Transaction Employee Workstation Cube: RTEW	TTLIC_YTD_LY_CHG	Total Tender Loan Count YTD Last Year Change	LAG(RTEW.TTLC_YTD, 1) OVER HIERARCHY ("TIME".HTBSNS BY ANCESTOR AT LEVEL "TIME".HTBSNS.BSNS_YR POSITION FROM BEGINNING)
Retail Transaction Employee Workstation Cube: RTEW	TTLIC_YTD_LY_PCT_CHG	Total Tender Loan Count YTD Last Year % Change	LAG_VARIANCE_PERCENT(RTEW.TTLC_YTD, 1) OVER HIERARCHY ("TIME".HTBSNS BY ANCESTOR AT LEVEL "TIME".HTBSNS.BSNS_YR POSITION FROM BEGINNING)
Retail Transaction Employee Workstation Cube: RTEW	TTOA_LP	Total Tender Over Amount Last Period	LAG(RTEW.TTOA, 1) OVER HIERARCHY ("TIME".HTBSNS)
Retail Transaction Employee Workstation Cube: RTEW	TTOA_LP_CHG	Total Tender Over Amount Last Period Change	LAG_VARIANCE(RTEW.TTOA, 1) OVER HIERARCHY ("TIME".HTBSNS)
Retail Transaction Employee Workstation Cube: RTEW	TTOA_LP_PCT_CHG	Total Tender Over Amount Last Period % Change	LAG_VARIANCE_PERCENT(RTEW.TTOA, 1) OVER HIERARCHY ("TIME".HTBSNS)
Retail Transaction Employee Workstation Cube: RTEW	TTOA_LY	Total Tender Over Amount Last Year	LAG(RTEW.TTOA, 1) OVER HIERARCHY ("TIME".HTBSNS BY ANCESTOR AT LEVEL "TIME".HTBSNS.BSNS_YR POSITION FROM BEGINNING)
Retail Transaction Employee Workstation Cube: RTEW	TTOA_LY_CHG	Total Tender Over Amount Last Year Change	LAG_VARIANCE(RTEW.TTOA, 1) OVER HIERARCHY ("TIME".HTBSNS BY ANCESTOR AT LEVEL "TIME".HTBSNS.BSNS_YR POSITION FROM BEGINNING)

Cube Name	Physical Name	Logical Name	Expression / Calculation
Retail Transaction Employee Workstation Cube: RTEW	TTOA_LY_PCT_CHG	Total Tender Over Amount Last Year % Change	LAG_VARIANCE_PERCENT(RTEW.TTOA, 1) OVER HIERARCHY ("TIME".HTBSNS BY ANCESTOR AT LEVEL "TIME".HTBSNS.BSNS_YR POSITION FROM BEGINNING)
Retail Transaction Employee Workstation Cube: RTEW	TTOA_YTD	Total Tender Over Amount YTD	SUM(RTEW.TTOA) OVER HIERARCHY ("TIME".HTBSNS BETWEEN UNBOUNDED PRECEDING AND CURRENT MEMBER WITHIN ANCESTOR AT LEVEL "TIME".BSNS_YR)
Retail Transaction Employee Workstation Cube: RTEW	TTOA_YTD_LY	Total Tender Over Amount YTD Last Year	LAG(RTEW.TTOA_YTD, 1) OVER HIERARCHY ("TIME".HTBSNS BY ANCESTOR AT LEVEL "TIME".HTBSNS.BSNS_YR POSITION FROM BEGINNING)
Retail Transaction Employee Workstation Cube: RTEW	TTOA_YTD_LY_CHG	Total Tender Over Amount YTD Last Year Change	LAG(RTEW.TTOA_YTD, 1) OVER HIERARCHY ("TIME".HTBSNS BY ANCESTOR AT LEVEL "TIME".HTBSNS.BSNS_YR POSITION FROM BEGINNING)
Retail Transaction Employee Workstation Cube: RTEW	TTOA_YTD_LY_PCT_CHG	Total Tender Over Amount YTD Last Year % Change	LAG_VARIANCE_PERCENT(RTEW.TTOA_YTD, 1) OVER HIERARCHY ("TIME".HTBSNS BY ANCESTOR AT LEVEL "TIME".HTBSNS.BSNS_YR POSITION FROM BEGINNING)
Retail Transaction Employee Workstation Cube: RTEW	TTPC_LP	Total Tender Pickup Count Last Period	LAG(RTEW.TTPC, 1) OVER HIERARCHY ("TIME".HTBSNS)
Retail Transaction Employee Workstation Cube: RTEW	TTPC_LP_CHG	Total Tender Pickup Count Last Period Change	LAG_VARIANCE(RTEW.TTPC, 1) OVER HIERARCHY ("TIME".HTBSNS)
Retail Transaction Employee Workstation Cube: RTEW	TTPC_LP_PCT_CHG	Total Tender Pickup Count Last Period % Change	LAG_VARIANCE_PERCENT(RTEW.TTPC, 1) OVER HIERARCHY ("TIME".HTBSNS)
Retail Transaction Employee Workstation Cube: RTEW	TTPC_LY	Total Tender Pickup Count Last Year	LAG(RTEW.TTPC, 1) OVER HIERARCHY ("TIME".HTBSNS BY ANCESTOR AT LEVEL "TIME".HTBSNS.BSNS_YR POSITION FROM BEGINNING)
Retail Transaction Employee Workstation Cube: RTEW	TTPC_LY_CHG	Total Tender Pickup Count Last Year Change	LAG_VARIANCE(RTEW.TTPC, 1) OVER HIERARCHY ("TIME".HTBSNS BY ANCESTOR AT LEVEL "TIME".HTBSNS.BSNS_YR POSITION FROM BEGINNING)
Retail Transaction Employee Workstation Cube: RTEW	TTPC_LY_PCT_CHG	Total Tender Pickup Count Last Year % Change	LAG_VARIANCE_PERCENT(RTEW.TTPC, 1) OVER HIERARCHY ("TIME".HTBSNS BY ANCESTOR AT LEVEL "TIME".HTBSNS.BSNS_YR POSITION FROM BEGINNING)
Retail Transaction Employee Workstation Cube: RTEW	TTPC_YTD	Total Tender Pickup Count YTD	SUM(RTEW.TTPC) OVER HIERARCHY ("TIME".HTBSNS BETWEEN UNBOUNDED PRECEDING AND CURRENT MEMBER WITHIN ANCESTOR AT LEVEL "TIME".BSNS_YR)
Retail Transaction Employee Workstation Cube: RTEW	TTPC_YTD_LY	Total Tender Pickup Count YTD Last Year	LAG(RTEW.TTPC_YTD, 1) OVER HIERARCHY ("TIME".HTBSNS BY ANCESTOR AT LEVEL "TIME".HTBSNS.BSNS_YR POSITION FROM BEGINNING)
Retail Transaction Employee Workstation Cube: RTEW	TTPC_YTD_LY_CHG	Total Tender Pickup Count YTD Last Year Change	LAG(RTEW.TTPC_YTD, 1) OVER HIERARCHY ("TIME".HTBSNS BY ANCESTOR AT LEVEL "TIME".HTBSNS.BSNS_YR POSITION FROM BEGINNING)
Retail Transaction Employee Workstation Cube: RTEW	TTPC_YTD_LY_PCT_CHG	Total Tender Pickup Count YTD Last Year % Change	LAG_VARIANCE_PERCENT(RTEW.TTPC_YTD, 1) OVER HIERARCHY ("TIME".HTBSNS BY ANCESTOR AT LEVEL "TIME".HTBSNS.BSNS_YR POSITION FROM BEGINNING)
Retail Transaction Employee Workstation Cube: RTEW	TTUA_LP	Total Tender Under Amount Last Period	LAG(RTEW.TTUA, 1) OVER HIERARCHY ("TIME".HTBSNS)

Cube Name	Physical Name	Logical Name	Expression / Calculation
Retail Transaction Employee Workstation Cube: RTEW	TTUA_LP_CHG	Total Tender Under Amount Last Period Change	LAG_VARIANCE(RTEW.TTUA, 1) OVER HIERARCHY ("TIME".HTBSNS)
Retail Transaction Employee Workstation Cube: RTEW	TTUA_LP_PCT_CHG	Total Tender Under Amount Last Period % Change	LAG_VARIANCE_PERCENT(RTEW.TTUA, 1) OVER HIERARCHY ("TIME".HTBSNS)
Retail Transaction Employee Workstation Cube: RTEW	TTUA_LY	Total Tender Under Amount Last Year	LAG(RTEW.TTUA, 1) OVER HIERARCHY ("TIME".HTBSNS BY ANCESTOR AT LEVEL "TIME".HTBSNS.BSNS_YR POSITION FROM BEGINNING)
Retail Transaction Employee Workstation Cube: RTEW	TTUA_LY_CHG	Total Tender Under Amount Last Year Change	LAG_VARIANCE(RTEW.TTUA, 1) OVER HIERARCHY ("TIME".HTBSNS BY ANCESTOR AT LEVEL "TIME".HTBSNS.BSNS_YR POSITION FROM BEGINNING)
Retail Transaction Employee Workstation Cube: RTEW	TTUA_LY_PCT_CHG	Total Tender Under Amount Last Year % Change	LAG_VARIANCE_PERCENT(RTEW.TTUA, 1) OVER HIERARCHY ("TIME".HTBSNS BY ANCESTOR AT LEVEL "TIME".HTBSNS.BSNS_YR POSITION FROM BEGINNING)
Retail Transaction Employee Workstation Cube: RTEW	TTUA_YTD	Total Tender Under Amount YTD	SUM(RTEW.TTUA) OVER HIERARCHY ("TIME".HTBSNS BETWEEN UNBOUNDED PRECEDING AND CURRENT MEMBER WITHIN ANCESTOR AT LEVEL "TIME".BSNS_YR)
Retail Transaction Employee Workstation Cube: RTEW	TTUA_YTD_LY	Total Tender Under Amount YTD Last Year	LAG(RTEW.TTUA_YTD, 1) OVER HIERARCHY ("TIME".HTBSNS BY ANCESTOR AT LEVEL "TIME".HTBSNS.BSNS_YR POSITION FROM BEGINNING)
Retail Transaction Employee Workstation Cube: RTEW	TTUA_YTD_LY_CHG	Total Tender Under Amount YTD Last Year Change	LAG(RTEW.TTUA_YTD, 1) OVER HIERARCHY ("TIME".HTBSNS BY ANCESTOR AT LEVEL "TIME".HTBSNS.BSNS_YR POSITION FROM BEGINNING)
Retail Transaction Employee Workstation Cube: RTEW	TTUA_YTD_LY_PCT_CHG	Total Tender Under Amount YTD Last Year % Change	LAG_VARIANCE_PERCENT(RTEW.TTUA_YTD, 1) OVER HIERARCHY ("TIME".HTBSNS BY ANCESTOR AT LEVEL "TIME".HTBSNS.BSNS_YR POSITION FROM BEGINNING)
Retail Transaction Employee Workstation Cube: RTEW	TTVC_LP	Total Transaction Void Count Last Period	LAG(RTEW.TTVC, 1) OVER HIERARCHY ("TIME".HTBSNS)
Retail Transaction Employee Workstation Cube: RTEW	TTVC_LP_CHG	Total Transaction Void Count Last Period Change	LAG_VARIANCE(RTEW.TTVC, 1) OVER HIERARCHY ("TIME".HTBSNS)
Retail Transaction Employee Workstation Cube: RTEW	TTVC_LP_PCT_CHG	Total Transaction Void Count Last Period % Change	LAG_VARIANCE_PERCENT(RTEW.TTVC, 1) OVER HIERARCHY ("TIME".HTBSNS)
Retail Transaction Employee Workstation Cube: RTEW	TTVC_LY	Total Transaction Void Count Last Year	LAG(RTEW.TTVC, 1) OVER HIERARCHY ("TIME".HTBSNS BY ANCESTOR AT LEVEL "TIME".HTBSNS.BSNS_YR POSITION FROM BEGINNING)
Retail Transaction Employee Workstation Cube: RTEW	TTVC_LY_CHG	Total Transaction Void Count Last Year Change	LAG_VARIANCE(RTEW.TTVC, 1) OVER HIERARCHY ("TIME".HTBSNS BY ANCESTOR AT LEVEL "TIME".HTBSNS.BSNS_YR POSITION FROM BEGINNING)
Retail Transaction Employee Workstation Cube: RTEW	TTVC_LY_PCT_CHG	Total Transaction Void Count Last Year % Change	LAG_VARIANCE_PERCENT(RTEW.TTVC, 1) OVER HIERARCHY ("TIME".HTBSNS BY ANCESTOR AT LEVEL "TIME".HTBSNS.BSNS_YR POSITION FROM BEGINNING)
Retail Transaction Employee Workstation Cube: RTEW	TTVC_YTD	Total Transaction Void Count YTD	SUM(RTEW.TTVC) OVER HIERARCHY ("TIME".HTBSNS BETWEEN UNBOUNDED PRECEDING AND CURRENT MEMBER WITHIN ANCESTOR AT LEVEL "TIME".BSNS_YR)

Cube Name	Physical Name	Logical Name	Expression / Calculation
Retail Transaction Employee Workstation Cube: RTEW	TTVC_YTD_LY	Total Transaction Void Count YTD Last Year	LAG(RTEW.TTVC_YTD, 1) OVER HIERARCHY ("TIME".HTBSNS BY ANCESTOR AT LEVEL "TIME".HTBSNS.BSNS_YR POSITION FROM BEGINNING)
Retail Transaction Employee Workstation Cube: RTEW	TTVC_YTD_LY_CHG	Total Transaction Void Count YTD Last Year Change	LAG(RTEW.TTVC_YTD, 1) OVER HIERARCHY ("TIME".HTBSNS BY ANCESTOR AT LEVEL "TIME".HTBSNS.BSNS_YR POSITION FROM BEGINNING)
Retail Transaction Employee Workstation Cube: RTEW	TTVC_YTD_LY_PCT_CHG	Total Transaction Void Count YTD Last Year % Change	LAG_VARIANCE_PERCENT(RTEW.TTVC_YTD, 1) OVER HIERARCHY ("TIME".HTBSNS BY ANCESTOR AT LEVEL "TIME".HTBSNS.BSNS_YR POSITION FROM BEGINNING)
Retail Transaction Employee Workstation Cube: RTEW	TVTA_LP	Transaction Void Total Amount Last Period	LAG(RTEW.TVTA, 1) OVER HIERARCHY ("TIME".HTBSNS)
Retail Transaction Employee Workstation Cube: RTEW	TVTA_LP_CHG	Transaction Void Total Amount Last Period Change	LAG_VARIANCE(RTEW.TVTA, 1) OVER HIERARCHY ("TIME".HTBSNS)
Retail Transaction Employee Workstation Cube: RTEW	TVTA_LP_PCT_CHG	Transaction Void Total Amount Last Period % Change	LAG_VARIANCE_PERCENT(RTEW.TVTA, 1) OVER HIERARCHY ("TIME".HTBSNS)
Retail Transaction Employee Workstation Cube: RTEW	TVTA_LY	Transaction Void Total Amount Last Year	LAG(RTEW.TVTA, 1) OVER HIERARCHY ("TIME".HTBSNS BY ANCESTOR AT LEVEL "TIME".HTBSNS.BSNS_YR POSITION FROM BEGINNING)
Retail Transaction Employee Workstation Cube: RTEW	TVTA_LY_CHG	Transaction Void Total Amount Last Year Change	LAG_VARIANCE(RTEW.TVTA, 1) OVER HIERARCHY ("TIME".HTBSNS BY ANCESTOR AT LEVEL "TIME".HTBSNS.BSNS_YR POSITION FROM BEGINNING)
Retail Transaction Employee Workstation Cube: RTEW	TVTA_LY_PCT_CHG	Transaction Void Total Amount Last Year % Change	LAG_VARIANCE_PERCENT(RTEW.TVTA, 1) OVER HIERARCHY ("TIME".HTBSNS BY ANCESTOR AT LEVEL "TIME".HTBSNS.BSNS_YR POSITION FROM BEGINNING)
Retail Transaction Employee Workstation Cube: RTEW	TVTA_YTD	Transaction Void Total Amount YTD	SUM(RTEW.TVTA) OVER HIERARCHY ("TIME".HTBSNS BETWEEN UNBOUNDED PRECEDING AND CURRENT MEMBER WITHIN ANCESTOR AT LEVEL "TIME".BSNS_YR)
Retail Transaction Employee Workstation Cube: RTEW	TVTA_YTD_LY	Transaction Void Total Amount YTD Last Year	LAG(RTEW.TVTA_YTD, 1) OVER HIERARCHY ("TIME".HTBSNS BY ANCESTOR AT LEVEL "TIME".HTBSNS.BSNS_YR POSITION FROM BEGINNING)
Retail Transaction Employee Workstation Cube: RTEW	TVTA_YTD_LY_CHG	Transaction Void Total Amount YTD Last Year Change	LAG(RTEW.TVTA_YTD, 1) OVER HIERARCHY ("TIME".HTBSNS BY ANCESTOR AT LEVEL "TIME".HTBSNS.BSNS_YR POSITION FROM BEGINNING)
Retail Transaction Employee Workstation Cube: RTEW	TVTA_YTD_LY_PCT_CHG	Transaction Void Total Amount YTD Last Year % Change	LAG_VARIANCE_PERCENT(RTEW.TVTA_YTD, 1) OVER HIERARCHY ("TIME".HTBSNS BY ANCESTOR AT LEVEL "TIME".HTBSNS.BSNS_YR POSITION FROM BEGINNING)
Retail Transaction Employee Workstation Cube: RTEW	TWLC_LP	Total Weighted Line Item Count Last Period	LAG(RTEW.TWLC, 1) OVER HIERARCHY ("TIME".HTBSNS)
Retail Transaction Employee Workstation Cube: RTEW	TWLC_LP_CHG	Total Weighted Line Item Count Last Period Change	LAG_VARIANCE(RTEW.TWLC, 1) OVER HIERARCHY ("TIME".HTBSNS)
Retail Transaction Employee Workstation Cube: RTEW	TWLC_LP_PCT_CHG	Total Weighted Line Item Count Last Period % Change	LAG_VARIANCE_PERCENT(RTEW.TWLC, 1) OVER HIERARCHY ("TIME".HTBSNS)

Cube Name	Physical Name	Logical Name	Expression / Calculation
Retail Transaction Employee Workstation Cube: RTEW	TWLC_LY	Total Weighted Line Item Count Last Year	LAG(RTEW.TWLC, 1) OVER HIERARCHY ("TIME".HTBSNS BY ANCESTOR AT LEVEL "TIME".HTBSNS.BSNS_YR POSITION FROM BEGINNING)
Retail Transaction Employee Workstation Cube: RTEW	TWLC_LY_CHG	Total Weighted Line Item Count Last Year Change	LAG_VARIANCE(RTEW.TWLC, 1) OVER HIERARCHY ("TIME".HTBSNS BY ANCESTOR AT LEVEL "TIME".HTBSNS.BSNS_YR POSITION FROM BEGINNING)
Retail Transaction Employee Workstation Cube: RTEW	TWLC_LY_PCT_CHG	Total Weighted Line Item Count Last Year % Change	LAG_VARIANCE_PERCENT(RTEW.TWLC, 1) OVER HIERARCHY ("TIME".HTBSNS BY ANCESTOR AT LEVEL "TIME".HTBSNS.BSNS_YR POSITION FROM BEGINNING)
Retail Transaction Employee Workstation Cube: RTEW	TWLC_YTD	Total Weighted Line Item Count YTD	SUM(RTEW.TWLC) OVER HIERARCHY ("TIME".HTBSNS BETWEEN UNBOUNDED PRECEDING AND CURRENT MEMBER WITHIN ANCESTOR AT LEVEL "TIME".BSNS_YR)
Retail Transaction Employee Workstation Cube: RTEW	TWLC_YTD_LY	Total Weighted Line Item Count YTD Last Year	LAG(RTEW.TWLC_YTD, 1) OVER HIERARCHY ("TIME".HTBSNS BY ANCESTOR AT LEVEL "TIME".HTBSNS.BSNS_YR POSITION FROM BEGINNING)
Retail Transaction Employee Workstation Cube: RTEW	TWLC_YTD_LY_CHG	Total Weighted Line Item Count YTD Last Year Change	LAG(RTEW.TWLC_YTD, 1) OVER HIERARCHY ("TIME".HTBSNS BY ANCESTOR AT LEVEL "TIME".HTBSNS.BSNS_YR POSITION FROM BEGINNING)
Retail Transaction Employee Workstation Cube: RTEW	TWLC_YTD_LY_PCT_CHG	Total Weighted Line Item Count YTD Last Year % Change	LAG_VARIANCE_PERCENT(RTEW.TWLC_YTD, 1) OVER HIERARCHY ("TIME".HTBSNS BY ANCESTOR AT LEVEL "TIME".HTBSNS.BSNS_YR POSITION FROM BEGINNING)

Sales Plan Item Organization Hierarchy Cube: SLPLN

This Cube contains the Sales Plan related Measures.

Physical Name: SLPLN

Dimensionality

The Sales Plan Cube is loaded from the relational schema at these dimension levels.

Sales Plan Cube Dimensions

OLAP Cube	Dimension Number	OLAP Dimension	OLAP Dimension Type
Sales Plan Item Organization Hierarchy Cube: SLPLN	1	Time: TIME	TIME
Sales Plan Item Organization Hierarchy Cube: SLPLN	2	Organization: ORGANIZATION	STANDARD
Sales Plan Item Organization Hierarchy Cube: SLPLN	3	Product: PRODUCT	STANDARD

Aggregation, Load Information

Sales Plan Cube Aggregation, Load Information

OLAP Cube	Order	OLAP Dimension	Operator	Aggregate from Level
Sales Plan Item Organization Hierarchy Cube: SLPLN	1	Time: TIME	SUM	BSNS_WK

OLAP Cube	Order	OLAP Dimension	Operator	Aggregate from Level
Sales Plan Item Organization Hierarchy Cube: SLPLN	2	Organization: ORGANIZATION	SUM	Default
Sales Plan Item Organization Hierarchy Cube: SLPLN	3	Product: PRODUCT	SUM	ITEM

Base Measures with Description, Logical Name and Mapping Expression

Sales Plan Cube Base Measures

Cube Name	Physical Name	Logical Name	Mapping Expression
Sales Plan Item Organization Hierarchy Cube: SLPLN	CBOPCA	Current BOP Cost Amount	DWB_SL_PLAN_ITEM_ORG_HRCHY_WK.PLN_CURR_BOP_COST_AMT
Sales Plan Item Organization Hierarchy Cube: SLPLN	CBOPQ	Current BOP Quantity	DWB_SL_PLAN_ITEM_ORG_HRCHY_WK.PLN_CURR_BOP_QTY
Sales Plan Item Organization Hierarchy Cube: SLPLN	CBOGRA	Current BOP Retail Amount	DWB_SL_PLAN_ITEM_ORG_HRCHY_WK.PLN_CURR_BOP_RTL_AMT
Sales Plan Item Organization Hierarchy Cube: SLPLN	CCCA	Current Commitment Cost Amount	DWB_SL_PLAN_ITEM_ORG_HRCHY_WK.PLN_CURR_CMTMNT_COST_AMT
Sales Plan Item Organization Hierarchy Cube: SLPLN	CCGA	Current Cost of Goods Amount	DWB_SL_PLAN_ITEM_ORG_HRCHY_WK.PLN_CURR_COST_OF_GOODS_AMT
Sales Plan Item Organization Hierarchy Cube: SLPLN	CCGQ	Current Cost Of Goods Quantity	DWB_SL_PLAN_ITEM_ORG_HRCHY_WK.PLN_CURR_COST_OF_GOODS_QTY
Sales Plan Item Organization Hierarchy Cube: SLPLN	CCMA	Current Clearance Markdown Amount	DWB_SL_PLAN_ITEM_ORG_HRCHY_WK.PLN_CURR_CLRNCE_MRKDN_AMT
Sales Plan Item Organization Hierarchy Cube: SLPLN	CCMP	Current CUM Markup Percentage	DWB_SL_PLAN_ITEM_ORG_HRCHY_WK.PLN_CURR_CUM_MKUP_PCT
Sales Plan Item Organization Hierarchy Cube: SLPLN	CCQ	Current Commitment Quantity	DWB_SL_PLAN_ITEM_ORG_HRCHY_WK.PLN_CURR_CMTMNT_QTY
Sales Plan Item Organization Hierarchy Cube: SLPLN	CCRA	Current Commitment Retail Amount	DWB_SL_PLAN_ITEM_ORG_HRCHY_WK.PLN_CURR_CMTMNT_RTL_AMT
Sales Plan Item Organization Hierarchy Cube: SLPLN	CCSA	Current Clearance Sale Amount	DWB_SL_PLAN_ITEM_ORG_HRCHY_WK.PLN_CURR_CLRNCE_SL_AMT
Sales Plan Item Organization Hierarchy Cube: SLPLN	CCSQ	Current Clearance Sale Quantity	DWB_SL_PLAN_ITEM_ORG_HRCHY_WK.PLN_CURR_CLRNCE_SL_QTY
Sales Plan Item Organization Hierarchy Cube: SLPLN	CEDA	Current Employee Discount Amount	DWB_SL_PLAN_ITEM_ORG_HRCHY_WK.PLN_CURR_EMP_DISC_AMT
Sales Plan Item Organization Hierarchy Cube: SLPLN	CEOPCA	Current EOP Cost Amount	DWB_SL_PLAN_ITEM_ORG_HRCHY_WK.PLN_CURR_EOP_COST_AMT
Sales Plan Item Organization Hierarchy Cube: SLPLN	CEOPQ	Current EOP Quantity	DWB_SL_PLAN_ITEM_ORG_HRCHY_WK.PLN_CURR_EOP_QTY
Sales Plan Item Organization Hierarchy Cube: SLPLN	CEOPRA	Current EOP Retail Amount	DWB_SL_PLAN_ITEM_ORG_HRCHY_WK.PLN_CURR_EOP_RTL_AMT
Sales Plan Item Organization Hierarchy Cube: SLPLN	CFCA	Current Freight Cost Amount	DWB_SL_PLAN_ITEM_ORG_HRCHY_WK.PLN_CURR_FRGHT_COST_AMT
Sales Plan Item Organization Hierarchy Cube: SLPLN	CGPA	Current Gross Profit Amount	DWB_SL_PLAN_ITEM_ORG_HRCHY_WK.PLN_CURR_GRS_PRFT_AMT
Sales Plan Item Organization Hierarchy Cube: SLPLN	COCA	Current Order Cost Amount	DWB_SL_PLAN_ITEM_ORG_HRCHY_WK.PLN_CURR_ORDR_COST_AMT
Sales Plan Item Organization Hierarchy Cube: SLPLN	COCCA	Current Order Cancel Cost Amount	DWB_SL_PLAN_ITEM_ORG_HRCHY_WK.PLN_CURR_ORDR_CNCL_COST_AMT

Cube Name	Physical Name	Logical Name	Mapping Expression
Sales Plan Item Organization Hierarchy Cube: SLPLN	COCQ	Current Order Cancel Quantity	DWB_SL_PLAN_ITEM_ORG_HRCHY_WK.PLN_CURR_ORDR_CNCL_QTY
Sales Plan Item Organization Hierarchy Cube: SLPLN	COCRA	Current Order Cancel Retail Amount	DWB_SL_PLAN_ITEM_ORG_HRCHY_WK.PLN_CURR_ORDR_CNCL_RTL_AMT
Sales Plan Item Organization Hierarchy Cube: SLPLN	COQ	Current Order Quantity	DWB_SL_PLAN_ITEM_ORG_HRCHY_WK.PLN_CURR_ORDR_QTY
Sales Plan Item Organization Hierarchy Cube: SLPLN	CORA	Current Order Retail Amount	DWB_SL_PLAN_ITEM_ORG_HRCHY_WK.PLN_CURR_ORDR_RTL_AMT
Sales Plan Item Organization Hierarchy Cube: SLPLN	COTBCA	Current OTB Cost Amount	DWB_SL_PLAN_ITEM_ORG_HRCHY_WK.PLN_CURR_OTB_COST_AMT
Sales Plan Item Organization Hierarchy Cube: SLPLN	COTBQ	Current OTB Quantity	DWB_SL_PLAN_ITEM_ORG_HRCHY_WK.PLN_CURR_OTB_QTY
Sales Plan Item Organization Hierarchy Cube: SLPLN	COTBRA	Current OTB Retail Amount	DWB_SL_PLAN_ITEM_ORG_HRCHY_WK.PLN_CURR_OTB_RTL_AMT
Sales Plan Item Organization Hierarchy Cube: SLPLN	CPMA	Current Promotion Markdown Amount	DWB_SL_PLAN_ITEM_ORG_HRCHY_WK.PLN_CURR_PRMTN_MRKDN_AMT
Sales Plan Item Organization Hierarchy Cube: SLPLN	CPSA	Current Promotion Sale Amount	DWB_SL_PLAN_ITEM_ORG_HRCHY_WK.PLN_CURR_PRMTN_SL_AMT
Sales Plan Item Organization Hierarchy Cube: SLPLN	CPSQ	Current Promotion Sale Quantity	DWB_SL_PLAN_ITEM_ORG_HRCHY_WK.PLN_CURR_PRMTN_SL_QTY
Sales Plan Item Organization Hierarchy Cube: SLPLN	CRCA	Current Receipt Cost Amount	DWB_SL_PLAN_ITEM_ORG_HRCHY_WK.PLN_CURR_RCPT_COST_AMT
Sales Plan Item Organization Hierarchy Cube: SLPLN	CRIQ	Current Reclass In Quantity	DWB_SL_PLAN_ITEM_ORG_HRCHY_WK.PLN_CURR_RCLS_IN_QTY
Sales Plan Item Organization Hierarchy Cube: SLPLN	CRIRA	Current Reclass In Retail Amount	DWB_SL_PLAN_ITEM_ORG_HRCHY_WK.PLN_CURR_RCLS_IN_RTL_AMT
Sales Plan Item Organization Hierarchy Cube: SLPLN	CRMA	Current Regular Markdown Amount	DWB_SL_PLAN_ITEM_ORG_HRCHY_WK.PLN_CURR_RGLR_MRKDN_AMT
Sales Plan Item Organization Hierarchy Cube: SLPLN	CROQ	Current Reclass Out Quantity	DWB_SL_PLAN_ITEM_ORG_HRCHY_WK.PLN_CURR_RCLS_OUT_QTY
Sales Plan Item Organization Hierarchy Cube: SLPLN	CRORA	Current Reclass Out Retail Amount	DWB_SL_PLAN_ITEM_ORG_HRCHY_WK.PLN_CURR_RCLS_OUT_RTL_AMT
Sales Plan Item Organization Hierarchy Cube: SLPLN	CRQ	Current Receipt Quantity	DWB_SL_PLAN_ITEM_ORG_HRCHY_WK.PLN_CURR_RCPT_QTY
Sales Plan Item Organization Hierarchy Cube: SLPLN	CRRA	Current Receipt Retail Amount	DWB_SL_PLAN_ITEM_ORG_HRCHY_WK.PLN_CURR_RCPT_RTL_AMT
Sales Plan Item Organization Hierarchy Cube: SLPLN	CRSA	Current Regular Sale Amount	DWB_SL_PLAN_ITEM_ORG_HRCHY_WK.PLN_CURR_RGLR_SL_AMT
Sales Plan Item Organization Hierarchy Cube: SLPLN	CRSQ	Current Regular Sale Quantity	DWB_SL_PLAN_ITEM_ORG_HRCHY_WK.PLN_CURR_RGLR_SL_QTY
Sales Plan Item Organization Hierarchy Cube: SLPLN	CRTSA	Current Return Sale Amount	DWB_SL_PLAN_ITEM_ORG_HRCHY_WK.PLN_CURR_RETRN_SL_AMT
Sales Plan Item Organization Hierarchy Cube: SLPLN	CRTVQ	Current Return to Vendor Quantity	DWB_SL_PLAN_ITEM_ORG_HRCHY_WK.PLN_CURR_RETRN_TO_VNDR_QTY
Sales Plan Item Organization Hierarchy Cube: SLPLN	CRTVRA	Current RTV Retail Amount	DWB_SL_PLAN_ITEM_ORG_HRCHY_WK.PLN_CURR_RTV_RTL_AMT
Sales Plan Item Organization Hierarchy Cube: SLPLN	CSQ	Current Shrinkage Quantity	DWB_SL_PLAN_ITEM_ORG_HRCHY_WK.PLN_CURR_SHRNKG_QTY
Sales Plan Item Organization Hierarchy Cube: SLPLN	CSRA	Current Shrinkage Retail Amount	DWB_SL_PLAN_ITEM_ORG_HRCHY_WK.PLN_CURR_SHRNKG_RTL_AMT

Cube Name	Physical Name	Logical Name	Mapping Expression
Sales Plan Item Organization Hierarchy Cube: SLPLN	CSVA	Current Sales VAT Amount	DWB_SL_PLAN_ITEM_ORG_HRCHY_WK.PLN_CURR_SL_VAT_AMT
Sales Plan Item Organization Hierarchy Cube: SLPLN	CWCA	Current Workroom Cost Amount	DWB_SL_PLAN_ITEM_ORG_HRCHY_WK.PLN_CURR_WRKRM_COST_AMT
Sales Plan Item Organization Hierarchy Cube: SLPLN	CWOSA	Current WOS Amount	DWB_SL_PLAN_ITEM_ORG_HRCHY_WK.PLN_CURR_WOS_AMT
Sales Plan Item Organization Hierarchy Cube: SLPLN	CWOSQ	Current WOS Quantity	DWB_SL_PLAN_ITEM_ORG_HRCHY_WK.PLN_CURR_WOS_QTY
Sales Plan Item Organization Hierarchy Cube: SLPLN	OBOPCA	Original BOP Cost Amount	DWB_SL_PLAN_ITEM_ORG_HRCHY_WK.PLN_ORGNL_BOP_COST_AMT
Sales Plan Item Organization Hierarchy Cube: SLPLN	OBOPQ	Original BOP Quantity	DWB_SL_PLAN_ITEM_ORG_HRCHY_WK.PLN_ORGNL_BOP_QTY
Sales Plan Item Organization Hierarchy Cube: SLPLN	OBOPRA	Original BOP Retail Amount	DWB_SL_PLAN_ITEM_ORG_HRCHY_WK.PLN_ORGNL_BOP_RTL_AMT
Sales Plan Item Organization Hierarchy Cube: SLPLN	OCCA	Original Commitment Cost Amount	DWB_SL_PLAN_ITEM_ORG_HRCHY_WK.PLN_ORGNL_CMTMNT_COST_AMT
Sales Plan Item Organization Hierarchy Cube: SLPLN	OCMA	Original Clearance Markdown Amount	DWB_SL_PLAN_ITEM_ORG_HRCHY_WK.PLN_ORGNL_CLRNCE_MRKDN_AMT
Sales Plan Item Organization Hierarchy Cube: SLPLN	OCMP	Original CUM Markup Percent	DWB_SL_PLAN_ITEM_ORG_HRCHY_WK.PLN_ORGNL_CUM_MKUP_PCT
Sales Plan Item Organization Hierarchy Cube: SLPLN	OCOGA	Original Cost of Goods Amount	DWB_SL_PLAN_ITEM_ORG_HRCHY_WK.PLN_ORGNL_COST_OF_GOODS_AMT
Sales Plan Item Organization Hierarchy Cube: SLPLN	OCQ	Original Commitment Quantity	DWB_SL_PLAN_ITEM_ORG_HRCHY_WK.PLN_ORGNL_CMTMNT_QTY
Sales Plan Item Organization Hierarchy Cube: SLPLN	OCRA	Original Commitment Retail Amount	DWB_SL_PLAN_ITEM_ORG_HRCHY_WK.PLN_ORGNL_CMTMNT_RTL_AMT
Sales Plan Item Organization Hierarchy Cube: SLPLN	OCSA	Original Clearance Sale Amount	DWB_SL_PLAN_ITEM_ORG_HRCHY_WK.PLN_ORGNL_CLRNCE_SL_AMT
Sales Plan Item Organization Hierarchy Cube: SLPLN	OCSQ	Original Clearance Sale Quantity	DWB_SL_PLAN_ITEM_ORG_HRCHY_WK.PLN_ORGNL_CLRNCE_SL_QTY
Sales Plan Item Organization Hierarchy Cube: SLPLN	OEDA	Original Employee Discount Amount	DWB_SL_PLAN_ITEM_ORG_HRCHY_WK.PLN_ORGNL_EMP_DISC_AMT
Sales Plan Item Organization Hierarchy Cube: SLPLN	OEOPCA	Original EOP Cost Amount	DWB_SL_PLAN_ITEM_ORG_HRCHY_WK.PLN_ORGNL_EOP_COST_AMT
Sales Plan Item Organization Hierarchy Cube: SLPLN	OEOPQ	Original EOP Quantity	DWB_SL_PLAN_ITEM_ORG_HRCHY_WK.PLN_ORGNL_EOP_QTY
Sales Plan Item Organization Hierarchy Cube: SLPLN	OEOPRA	Original EOP Retail Amount	DWB_SL_PLAN_ITEM_ORG_HRCHY_WK.PLN_ORGNL_EOP_RTL_AMT
Sales Plan Item Organization Hierarchy Cube: SLPLN	OFCA	Original Freight Cost Amount	DWB_SL_PLAN_ITEM_ORG_HRCHY_WK.PLN_ORGNL_FRGHT_COST_AMT
Sales Plan Item Organization Hierarchy Cube: SLPLN	OGPA	Original Gross Profit Amount	DWB_SL_PLAN_ITEM_ORG_HRCHY_WK.PLN_ORGNL_GRS_PRFT_AMT
Sales Plan Item Organization Hierarchy Cube: SLPLN	OOCA	Original Order Cost Amount	DWB_SL_PLAN_ITEM_ORG_HRCHY_WK.PLN_ORGNL_ORDR_COST_AMT
Sales Plan Item Organization Hierarchy Cube: SLPLN	OOCRA	Original Order Cancel Cost Amount	DWB_SL_PLAN_ITEM_ORG_HRCHY_WK.PLN_ORGNL_ORDR_CNCL_COST_AMT
Sales Plan Item Organization Hierarchy Cube: SLPLN	OOCQ	Original Order Cancel Quantity	DWB_SL_PLAN_ITEM_ORG_HRCHY_WK.PLN_ORGNL_ORDR_CNCL_QTY
Sales Plan Item Organization Hierarchy Cube: SLPLN	OOCRA	Original Order Cancel Retail Amount	DWB_SL_PLAN_ITEM_ORG_HRCHY_WK.PLN_ORGNL_ORDR_CNCL_RTL_AMT

Cube Name	Physical Name	Logical Name	Mapping Expression
Sales Plan Item Organization Hierarchy Cube: SLPLN	OOQ	Original Order Quantity	DWB_SL_PLAN_ITEM_ORG_HRCHY_WK.PLN_ORGNL_ORDR_QTY
Sales Plan Item Organization Hierarchy Cube: SLPLN	OORA	Original Order Retail Amount	DWB_SL_PLAN_ITEM_ORG_HRCHY_WK.PLN_ORGNL_ORDR_RTL_AMT
Sales Plan Item Organization Hierarchy Cube: SLPLN	OPMA	Original Promotion Markdown Amount	DWB_SL_PLAN_ITEM_ORG_HRCHY_WK.PLN_ORGNL_PRMTN_MRKDN_AMT
Sales Plan Item Organization Hierarchy Cube: SLPLN	OPSA	Original Promotion Sale Amount	DWB_SL_PLAN_ITEM_ORG_HRCHY_WK.PLN_ORGNL_PRMTN_SL_AMT
Sales Plan Item Organization Hierarchy Cube: SLPLN	OPSQ	Original Promotion Sale Quantity	DWB_SL_PLAN_ITEM_ORG_HRCHY_WK.PLN_ORGNL_PRMTN_SL_QTY
Sales Plan Item Organization Hierarchy Cube: SLPLN	ORCA	Original Receipt Cost Amount	DWB_SL_PLAN_ITEM_ORG_HRCHY_WK.PLN_ORGNL_RCPT_COST_AMT
Sales Plan Item Organization Hierarchy Cube: SLPLN	ORIQ	Original Reclass In Quantity	DWB_SL_PLAN_ITEM_ORG_HRCHY_WK.PLN_ORGNL_RCLS_IN_QTY
Sales Plan Item Organization Hierarchy Cube: SLPLN	ORIRA	Original Reclass In Retail Amount	DWB_SL_PLAN_ITEM_ORG_HRCHY_WK.PLN_ORGNL_RCLS_IN_RTL_AMT
Sales Plan Item Organization Hierarchy Cube: SLPLN	ORMA	Original Regular Markdown Amount	DWB_SL_PLAN_ITEM_ORG_HRCHY_WK.PLN_ORGNL_RGLR_MRKDN_AMT
Sales Plan Item Organization Hierarchy Cube: SLPLN	OROQ	Original Reclass Out Quantity	DWB_SL_PLAN_ITEM_ORG_HRCHY_WK.PLN_ORGNL_RCLS_OUT_QTY
Sales Plan Item Organization Hierarchy Cube: SLPLN	ORORA	Original Reclass Out Retail Amount	DWB_SL_PLAN_ITEM_ORG_HRCHY_WK.PLN_ORGNL_RCLS_OUT_RTL_AMT
Sales Plan Item Organization Hierarchy Cube: SLPLN	ORQ	Original Receipt Quantity	DWB_SL_PLAN_ITEM_ORG_HRCHY_WK.PLN_ORGNL_RCPT_QTY
Sales Plan Item Organization Hierarchy Cube: SLPLN	ORRA	Original Receipt Retail Amount	DWB_SL_PLAN_ITEM_ORG_HRCHY_WK.PLN_ORGNL_RCPT_RTL_AMT
Sales Plan Item Organization Hierarchy Cube: SLPLN	ORSA	Original Regular Sale Amount	DWB_SL_PLAN_ITEM_ORG_HRCHY_WK.PLN_ORGNL_RETRN_SL_AMT
Sales Plan Item Organization Hierarchy Cube: SLPLN	ORSQ	Original Regular Sale Quantity	DWB_SL_PLAN_ITEM_ORG_HRCHY_WK.PLN_ORGNL_RGLR_SL_QTY
Sales Plan Item Organization Hierarchy Cube: SLPLN	ORTSA	Original Return Sales Amount	DWB_SL_PLAN_ITEM_ORG_HRCHY_WK.PLN_ORGNL_RETRN_SL_AMT
Sales Plan Item Organization Hierarchy Cube: SLPLN	ORTVQ	Original Return to Vendor Quantity	DWB_SL_PLAN_ITEM_ORG_HRCHY_WK.PLN_ORGNL_RETRN_TO_VNDR_QTY
Sales Plan Item Organization Hierarchy Cube: SLPLN	ORTVRA	Original RTV Retail Amount	DWB_SL_PLAN_ITEM_ORG_HRCHY_WK.PLN_ORGNL_RETRN_TO_VNDR_RTL_AMT
Sales Plan Item Organization Hierarchy Cube: SLPLN	OSQ	Original Shrinkage Quantity	DWB_SL_PLAN_ITEM_ORG_HRCHY_WK.PLN_ORGNL_SHRNKG_QTY
Sales Plan Item Organization Hierarchy Cube: SLPLN	OSRA	Original Shrinkage Retail Amount	DWB_SL_PLAN_ITEM_ORG_HRCHY_WK.PLN_ORGNL_SHRNKG_RTL_AMT
Sales Plan Item Organization Hierarchy Cube: SLPLN	OSVA	Original Sales VAT Amount	DWB_SL_PLAN_ITEM_ORG_HRCHY_WK.PLN_ORGNL_SL_VAT_AMT
Sales Plan Item Organization Hierarchy Cube: SLPLN	OWCA	Original Workroom Cost Amount	DWB_SL_PLAN_ITEM_ORG_HRCHY_WK.PLN_ORGNL_WRKRM_COST_AMT

Derived Measure with Description, Logical Name and Expression / Calculation

Sales Plan Cube Derived Measures

Cube Name	Physical Name	Logical Name	Expression / Calculation
-	-	-	-

Sales Cube: SLS

This Cube contains the Sales Subject Area Measures. This cube is dimensioned by the default Organization, Product and Time dimensions - each of which contain multiple hierarchies.

Physical Name: SLS

Dimensionality

The Sales Cube is loaded from the relational schema at these dimension levels.

Sales Cube Dimensions

OLAP Cube	Dimension Number	OLAP Dimension	OLAP Dimension Type
Sales Cube: SLS	1	Organization: ORGANIZATION	STANDARD
Sales Cube: SLS	2	Product: PRODUCT	STANDARD
Sales Cube: SLS	3	Time: TIME	TIME

Aggregation, Load Information

Sales Cube Aggregation, Load Information

OLAP Cube	Order	OLAP Dimension	Operator	Aggregate from Level
Sales Cube: SLS	1	Organization: ORGANIZATION	SUM	Default
Sales Cube: SLS	2	Product: PRODUCT	SUM	Default
Sales Cube: SLS	3	Time: TIME	SUM	Default

Base Measures with Description, Logical Name and Mapping Expression

Sales Cube Base Measures

Cube Name	Physical Name	Logical Name	Mapping Expression
Sales Cube: SLS	GROSS_SU	Gross Sales Units	DWD_RTL_SL_RETRN_ITEM_DAY.SL_UNIT_CNT
Sales Cube: SLS	GROSS_SV	Gross Sales Value	DWD_RTL_SL_RETRN_ITEM_DAY.SL_AMT
Sales Cube: SLS	RET_U	Return Units	DWD_RTL_SL_RETRN_ITEM_DAY.RETRN_UNIT_CNT
Sales Cube: SLS	RET_V	Return Value	DWD_RTL_SL_RETRN_ITEM_DAY.RETRN_AMT

Derived Measure with Description, Logical Name and Expression / Calculation

Sales Cube Derived Measures

Cube Name	Physical Name	Logical Name	Expression / Calculation
Sales Cube: SLS	EOP_SR	Inventory EOP SOH Value (Retail)	INV.EOP_SR
Sales Cube: SLS	EOP_SR_FCST	Inventory EOP SOH Value (Retail) Forecast	INV_FCST.EOP_SR_FCST
Sales Cube: SLS	EOP_SU	Inventory EOP SOH Units	INV.EOP_SU
Sales Cube: SLS	EOP_SU_FCST	Inventory EOP SOH Units Forecast	INV_FCST.EOP_SU_FCST
Sales Cube: SLS	EOP_SV	Inventory EOP SOH Value (Cost)	INV.EOP_SV

Cube Name	Physical Name	Logical Name	Expression / Calculation
Sales Cube: SLS	EOP_SV_FCST	Inventory EOP SOH Value (Cost) Forecast	INV_FCST.EOP_SV_FCST
Sales Cube: SLS	HOW_IS_SU_G_POP	How is Sales Units Growth PoP	OLAP_DML_EXPRESSION('if SLS_SU_LP_PCT_CHG gt .15 then "GOOD" else if SLS_SU_LP_PCT_CHG lt .05 then "ALERT" else "MODERATE"', VARCHAR2 (60))
Sales Cube: SLS	HOW_IS_SU_G_YOY	How is Sales Units Growth YoY	OLAP_DML_EXPRESSION('if SLS_SU_LY_PCT_CHG gt .15 then "GOOD" else if SLS_SU_LY_PCT_CHG lt .05 then "ALERT" else "MODERATE"', VARCHAR2 (60))
Sales Cube: SLS	HOW_IS_SU_YTD_G_YOY	How is Sales Units YTD Growth YoY	OLAP_DML_EXPRESSION('if SLS_SU_YTD_LY_PCT_CHG gt .15 then "GOOD" else if SLS_SU_YTD_LY_PCT_CHG lt .05 then "ALERT" else "MODERATE"', VARCHAR2 (60))
Sales Cube: SLS	HOW_IS_SV_G_POP	How is Sales Value Growth PoP	OLAP_DML_EXPRESSION('if SLS_SV_LP_PCT_CHG gt .15 then "GOOD" else if SLS_SV_LP_PCT_CHG lt .05 then "ALERT" else "MODERATE"', VARCHAR2 (60))
Sales Cube: SLS	HOW_IS_SV_G_YOY	How is Sales Value Growth YoY	OLAP_DML_EXPRESSION('if SLS_SV_LY_PCT_CHG gt .15 then "GOOD" else if SLS_SV_LY_PCT_CHG lt .05 then "ALERT" else "MODERATE"', VARCHAR2 (60))
Sales Cube: SLS	HOW_IS_SV_YTD_G_YOY	How is Sales Value YTD Growth YoY	OLAP_DML_EXPRESSION('if SLS_SV_YTD_LY_PCT_CHG gt .15 then "GOOD" else if SLS_SV_YTD_LY_PCT_CHG lt .05 then "ALERT" else "MODERATE"', VARCHAR2 (60))
Sales Cube: SLS	OOS_UNITS	Out of Stock Units	SLS.EOP_SU_FCST - SLS.SU_FCST
Sales Cube: SLS	OOS_UNITS_S	Out of Stock Units Status	OLAP_DML_EXPRESSION('if time_levelrel eq "DAY" and SLS_OOS_UNITS lt 0 then "Out-of-Stock" else na', VARCHAR2 (60))
Sales Cube: SLS	SU	Sales Units	SLS.GROSS_SU - SLS.RET_U
Sales Cube: SLS	SU_FCST	Sales Unit Forecast	SLS_FCST.SU_FCST
Sales Cube: SLS	SU_LP	Sales Units Last Period	LAG(SLS.SU, 1) OVER HIERARCHY ("TIME".HTBSNS)
Sales Cube: SLS	SU_LP_CHG	Sales Units Change Last Period	LAG_VARIANCE(SLS.SU, 1) OVER HIERARCHY ("TIME".HTBSNS)
Sales Cube: SLS	SU_LP_PCT_CHG	Sales Units % Chg Last Period	LAG_VARIANCE_PERCENT(SLS.SU, 1) OVER HIERARCHY ("TIME".HTBSNS)
Sales Cube: SLS	SU_LY	Sales Units Last Year	LAG(SLS.SU, 1) OVER HIERARCHY ("TIME".HTBSNS BY ANCESTOR AT LEVEL "TIME".HTBSNS.BSNS_YR POSITION FROM BEGINNING)
Sales Cube: SLS	SU_LY_CHG	Sales Units Change Last Year	LAG_VARIANCE(SLS.SU, 1) OVER HIERARCHY ("TIME".HTBSNS BY ANCESTOR AT LEVEL "TIME".HTBSNS.BSNS_YR POSITION FROM BEGINNING)
Sales Cube: SLS	SU_LY_PCT_CHG	Sales Units % Chg Last Year	LAG_VARIANCE_PERCENT(SLS.SU, 1) OVER HIERARCHY ("TIME".HTBSNS BY ANCESTOR AT LEVEL "TIME".HTBSNS.BSNS_YR POSITION FROM BEGINNING)
Sales Cube: SLS	SU_ORG_RNK_U	Sales Units Org Rank Unique	OLAP_DML_EXPRESSION('RANK(SLS_SU UNIQUE TIEBREAKERS(SORT(ORGANIZATION D sls_su_ly_pct_chg)) basedon ORGANIZATION)', NUMBER)
Sales Cube: SLS	SU_ORG_RNK_UNAF	Sales Units Org Rank Unique NAFIRST	OLAP_DML_EXPRESSION('RANK(SLS_SU UNIQUE NAFIRST TIEBREAKERS(SORT(ORGANIZATION D sls_su_ly_pct_chg)) basedon ORGANIZATION)', NUMBER)
Sales Cube: SLS	SU_ORG_RNK_UNAL	Sales Units Org Rank Unique NALAST	OLAP_DML_EXPRESSION('RANK(SLS_SU UNIQUE NALAST TIEBREAKERS(SORT(ORGANIZATION D sls_su_ly_pct_chg)) basedon ORGANIZATION)', NUMBER)
Sales Cube: SLS	SU_ORG_SHR_AREA	Sales Units Share of Org Area Ancestor	SHARE(SLS.SU OF ORGANIZATION.HORG LEVEL ORGANIZATION.AREA)
Sales Cube: SLS	SU_ORG_SHR_PRNT	Sales Units Share of Org Parent	SHARE(SLS.SU OF ORGANIZATION.HORG PARENT)
Sales Cube: SLS	SU_ORG_SHR_TOT	Sales Units Share of Total Org	SHARE(SLS.SU OF ORGANIZATION.HORG TOP)

Cube Name	Physical Name	Logical Name	Expression / Calculation
Sales Cube: SLS	SU_ORG_TIME_RNK_UNAL	Sales Units Org Time Rank Unique	OLAP_DML_EXPRESSION('RANK(SLS_SU UNIQUE NALAST TIEBREAKERS(SORT(ORGANIZATION D sls_su_ly_pct_chg) SORT(time D sls_su_ly_pct_chg)) basedon ORGANIZATION TIME)', NUMBER)
Sales Cube: SLS	SU_PROD_SHR_DEPT	Sales Units Share of Prod Dept	SHARE(SLS.SU OF PRODUCT.HPROD LEVEL PRODUCT.DEPT)
Sales Cube: SLS	SU_PROD_SHR_PRNT	Sales Units Share of Prod Parent	SHARE(SLS.SU OF PRODUCT.HPROD PARENT)
Sales Cube: SLS	SU_PROD_SHR_TOT	Sales Units Share of Total Prod	SHARE(SLS.SU OF PRODUCT.HPROD TOP)
Sales Cube: SLS	SU_RNK_NU	Sales Units Rank Non-Unique	OLAP_DML_EXPRESSION('RANK(SLS_SU MIN)', NUMBER)
Sales Cube: SLS	SU_RNK_U	Sales Units Rank Unique	OLAP_DML_EXPRESSION('RANK(SLS_SU UNIQUE TIEBREAKERS(SORT(ORGANIZATION D sls_su_ly_pct_chg) SORT(ORGANIZATION D organization_long_description))), NUMBER)
Sales Cube: SLS	SU_STTSTC	Sales Unit Forecast Statistic	SLS_FCST_STTSTC.SU_STTSTC
Sales Cube: SLS	SU_YTD	Sales Units YTD	SUM(SLS.SU) OVER HIERARCHY ("TIME".HTBSNS BETWEEN UNBOUNDED PRECEDING AND CURRENT MEMBER WITHIN ANCESTOR AT LEVEL "TIME".BSNS_YR)
Sales Cube: SLS	SU_YTD_LY	Sales Units YTD Last Year	LAG(SLS.SU_YTD, 1) OVER HIERARCHY ("TIME".HTBSNS BY ANCESTOR AT LEVEL "TIME".HTBSNS.BSNS_YR POSITION FROM BEGINNING)
Sales Cube: SLS	SU_YTD_LY_CHG	Sales Units YTD Chg Last Year	LAG_VARIANCE(SLS.SU_YTD, 1) OVER HIERARCHY ("TIME".HTBSNS BY ANCESTOR AT LEVEL "TIME".HTBSNS.BSNS_YR POSITION FROM BEGINNING)
Sales Cube: SLS	SU_YTD_LY_PCT_CHG	Sales Units YTD % Chg Last Year	LAG_VARIANCE_PERCENT(SLS.SU_YTD, 1) OVER HIERARCHY ("TIME".HTBSNS BY ANCESTOR AT LEVEL "TIME".HTBSNS.BSNS_YR POSITION FROM BEGINNING)
Sales Cube: SLS	SV	Sales Value	SLS.GROSS_SV - SLS.RET_V
Sales Cube: SLS	SV_FCST	Sales Value Forecast	SLS_FCST.SV_FCST
Sales Cube: SLS	SV_LP	Sales Value Last Period	LAG(SLS.SV, 1) OVER HIERARCHY ("TIME".HTBSNS)
Sales Cube: SLS	SV_LP_CHG	Sales Value Change Last Period	LAG_VARIANCE(SLS.SV, 1) OVER HIERARCHY ("TIME".HTBSNS)
Sales Cube: SLS	SV_LP_PCT_CHG	Sales Value % Chg Last Period	LAG_VARIANCE_PERCENT(SLS.SV, 1) OVER HIERARCHY ("TIME".HTBSNS)
Sales Cube: SLS	SV_LY	Sales Value Last Year	LAG(SLS.SV, 1) OVER HIERARCHY ("TIME".HTBSNS BY ANCESTOR AT LEVEL "TIME".HTBSNS.BSNS_YR POSITION FROM BEGINNING)
Sales Cube: SLS	SV_LY_CHG	Sales Value Change Last Year	LAG_VARIANCE(SLS.SV, 1) OVER HIERARCHY ("TIME".HTBSNS BY ANCESTOR AT LEVEL "TIME".HTBSNS.BSNS_YR POSITION FROM BEGINNING)
Sales Cube: SLS	SV_LY_PCT_CHG	Sales Value % Chg Last Year	LAG_VARIANCE_PERCENT(SLS.SV, 1) OVER HIERARCHY ("TIME".HTBSNS BY ANCESTOR AT LEVEL "TIME".HTBSNS.BSNS_YR POSITION FROM BEGINNING)
Sales Cube: SLS	SV_ORG_RNK_U	Sales Value Org Rank Unique	OLAP_DML_EXPRESSION('RANK(SLS_SV UNIQUE TIEBREAKERS(SORT(ORGANIZATION D sls_sv_ly_pct_chg)) basedon ORGANIZATION)', NUMBER)
Sales Cube: SLS	SV_ORG_RNK_UNAF	Sales Value Org Rank Unique NAFIRST	OLAP_DML_EXPRESSION('RANK(SLS_SV UNIQUE NAFIRST TIEBREAKERS(SORT(ORGANIZATION D sls_sv_ly_pct_chg)) basedon ORGANIZATION)', NUMBER)
Sales Cube: SLS	SV_ORG_RNK_UNAL	Sales Value Org Rank Unique NALAST	OLAP_DML_EXPRESSION('RANK(SLS_SV UNIQUE NALAST TIEBREAKERS(SORT(ORGANIZATION D sls_sv_ly_pct_chg)) basedon ORGANIZATION)', NUMBER)

Cube Name	Physical Name	Logical Name	Expression / Calculation
Sales Cube: SLS	SV_ORG_SHR_AREA	Sales Value Share of Org Area Ancestor	SHARE(SLS.SV OF ORGANIZATION.HORG LEVEL ORGANIZATION.AREA)
Sales Cube: SLS	SV_ORG_SHR_PRNT	Sales Value Share of Org Parent	SHARE(SLS.SV OF ORGANIZATION.HORG PARENT)
Sales Cube: SLS	SV_ORG_SHR_TOT	Sales Value Share of Total Org	SHARE(SLS.SV OF ORGANIZATION.HORG TOP)
Sales Cube: SLS	SV_ORG_TIME_RNK_UNAL	Sales Value Org Time Rank Unique	OLAP_DML_EXPRESSION('RANK(SLS_SV UNIQUE NALAST TIEBREAKERS(SORT(ORGANIZATION D sls_sv_ly_pct_chg) SORT(time D sls_sv_ly_pct_chg)) basedon ORGANIZATION time)', NUMBER)
Sales Cube: SLS	SV_PROD_SHR_DEPT	Sales Value Share of Prod Dept	SHARE(SLS.SV OF PRODUCT.HPROD LEVEL PRODUCT.DEPT)
Sales Cube: SLS	SV_PROD_SHR_PRNT	Sales Value Share of Prod Parent	SHARE(SLS.SV OF PRODUCT.HPROD PARENT)
Sales Cube: SLS	SV_PROD_SHR_TOT	Sales Value Share of Total Prod	SHARE(SLS.SV OF PRODUCT.HPROD TOP)
Sales Cube: SLS	SV_RNK_NU	Sales Value Rank Non-Unique	OLAP_DML_EXPRESSION('RANK(SLS_SV MIN)', NUMBER)
Sales Cube: SLS	SV_RNK_U	Sales Value Rank Unique	OLAP_DML_EXPRESSION('RANK(SLS_SV UNIQUE TIEBREAKERS(SORT(organization D sls_sv_ly_pct_chg) SORT(organization D organization_long_description))), NUMBER)
Sales Cube: SLS	SV_STTSTC	Sales Value Forecast Statistic	SLS_FCST_STTSTC.SV_STTSTC
Sales Cube: SLS	SV_YTD	Sales Value YTD	SUM(SLS.SV) OVER HIERARCHY ("TIME".HTBSNS BETWEEN UNBOUNDED PRECEDING AND CURRENT MEMBER WITHIN ANCESTOR AT LEVEL "TIME".BSNS_YR)
Sales Cube: SLS	SV_YTD_LY	Sales Value YTD Last Year	LAG(SLS.SV_YTD, 1) OVER HIERARCHY ("TIME".HTBSNS BY ANCESTOR AT LEVEL "TIME".HTBSNS.BSNS_YR POSITION FROM BEGINNING)
Sales Cube: SLS	SV_YTD_LY_CHG	Sales Value YTD Chg Last Year	LAG_VARIANCE(SLS.SV_YTD, 1) OVER HIERARCHY ("TIME".HTBSNS BY ANCESTOR AT LEVEL "TIME".HTBSNS.BSNS_YR POSITION FROM BEGINNING)
Sales Cube: SLS	SV_YTD_LY_PCT_CHG	Sales Value YTD % Chg Last Year	LAG_VARIANCE_PERCENT(SLS.SV_YTD, 1) OVER HIERARCHY ("TIME".HTBSNS BY ANCESTOR AT LEVEL "TIME".HTBSNS.BSNS_YR POSITION FROM BEGINNING)

Sales Cube - Cube based QR enabled: SLSQR

This Cube contains the Sales Subject Area Measures. This cube is dimensioned by the Query Rewrite enabled dimensions Organization QR dimension, Product QR dimension and Time QR dimension - each of which contain a single hierarchy. A cube with dimensions containing single hierarchies supports Cube based Query Rewrite of relational queries more naturally.

Physical Name: SLSQR

Dimensionality

The Cube based QR enabled Sales Cube is loaded from the relational schema at these dimension levels.

Cube based QR enabled Sales Cube Dimensions

OLAP Cube	Dimension Number	OLAP Dimension	OLAP Dimension Type
Sales Cube - Cube based QR enabled: SLSQR	1	Organization QR Dimension: ORGQR	STANDARD
Sales Cube - Cube based QR enabled: SLSQR	2	Product QR Dimension: PRODQR	STANDARD
Sales Cube - Cube based QR enabled: SLSQR	3	Time QR Dimension: TIMEQR	TIME

Aggregation, Load Information

Cube based QR enabled Sales Cube Aggregation, Load Information

OLAP Cube	Order	OLAP Dimension	Operator	Aggregate from Level
Sales Cube - Cube based QR enabled: SLSQR	1	Organization QR Dimension: ORGQR	SUM	Default
Sales Cube - Cube based QR enabled: SLSQR	2	Product QR Dimension: PRODQR	SUM	Default
Sales Cube - Cube based QR enabled: SLSQR	3	Time QR Dimension: TIMEQR	SUM	Default

Base Measures with Description, Logical Name and Mapping Expression

Cube based QR enabled Sales Cube Base Measures

Cube Name	Physical Name	Logical Name	Mapping Expression
Sales Cube - Cube based QR enabled: SLSQR	GROSS_SU	Gross Sales Units	DWD_RTL_SL_RETRN_ITEM_DAY.SL_UNIT_CNT
Sales Cube - Cube based QR enabled: SLSQR	GROSS_SV	Gross Sales Value	DWD_RTL_SL_RETRN_ITEM_DAY.SL_AMT
Sales Cube - Cube based QR enabled: SLSQR	RET_U	Return Units	DWD_RTL_SL_RETRN_ITEM_DAY.RETRN_UNIT_CNT
Sales Cube - Cube based QR enabled: SLSQR	RET_V	Return Value	DWD_RTL_SL_RETRN_ITEM_DAY.RETRN_AMT

Derived Measure with Description, Logical Name and Expression / Calculation

Cube based QR enabled Sales Cube Derived Measures

Cube Name	Physical Name	Logical Name	Expression / Calculation
Sales Cube - Cube based QR enabled: SLSQR	HOW_IS_SU_G_POP	How is Sales Units Growth PoP	OLAP_DML_EXPRESSION('if SLSQR_SU_LP_PCT_CHG gt .15 then "GOOD" else if slsq_r SU_LP_PCT_CHG lt .05 then "ALERT" else "MODERATE"', VARCHAR2(60))
Sales Cube - Cube based QR enabled: SLSQR	HOW_IS_SU_G_YOY	How is Sales Units Growth YoY	OLAP_DML_EXPRESSION('if SLSQR_SU_LY_PCT_CHG gt .15 then "GOOD" else if SLSQR_SU_LY_PCT_CHG lt .05 then "ALERT" else "MODERATE"', VARCHAR2(60))
Sales Cube - Cube based QR enabled: SLSQR	HOW_IS_SU_YTD_G_YOY	How is Sales Units YTD Growth YoY	OLAP_DML_EXPRESSION('if SLSQR_SU_YTD_LY_PCT_CHG gt .15 then "GOOD" else if SLSQR_SU_YTD_LY_PCT_CHG lt .05 then "ALERT" else "MODERATE"', VARCHAR2(60))
Sales Cube - Cube based QR enabled: SLSQR	HOW_IS_SV_G_POP	How is Sales Value Growth PoP	OLAP_DML_EXPRESSION('if SLSQR_SV_LP_PCT_CHG gt .15 then "GOOD" else if SLSQR_SV_LP_PCT_CHG lt .05 then "ALERT" else "MODERATE"', VARCHAR2(60))
Sales Cube - Cube based QR enabled: SLSQR	HOW_IS_SV_G_YOY	How is Sales Value Growth YoY	OLAP_DML_EXPRESSION('if SLSQR_SV_LY_PCT_CHG gt .15 then "GOOD" else if SLSQR_SV_LY_PCT_CHG lt .05 then "ALERT" else "MODERATE"', VARCHAR2(60))

Cube Name	Physical Name	Logical Name	Expression / Calculation
Sales Cube - Cube based QR enabled: SLSQR	HOW_IS_SV_YTD_G_YOY	How is Sales Value YTD Growth YoY	OLAP_DML_EXPRESSION('if SLSQR_SV_YTD_LY_PCT_CHG gt .15 then "GOOD" else if SLSQR_SV_YTD_LY_PCT_CHG lt .05 then "ALERT" else "MODERATE"', VARCHAR2(60))
Sales Cube - Cube based QR enabled: SLSQR	SU	Sales Units	OLAP_DML_EXPRESSION('SLSQR_GROSS_SU - SLSQR_RET_U', NUMBER)
Sales Cube - Cube based QR enabled: SLSQR	SU_LP	Sales Units Last Period	LAG(SLSQR.SU, 1) OVER HIERARCHY (TIMEQR.HTBSNS)
Sales Cube - Cube based QR enabled: SLSQR	SU_LP_CHG	Sales Units Change Last Period	LAG_VARIANCE(SLSQR.SU, 1) OVER HIERARCHY (TIMEQR.HTBSNS)
Sales Cube - Cube based QR enabled: SLSQR	SU_LP_PCT_CHG	Sales Units % Chg Last Period	LAG_VARIANCE_PERCENT(SLSQR.SU, 1) OVER HIERARCHY (TIMEQR.HTBSNS)
Sales Cube - Cube based QR enabled: SLSQR	SU_LY	Sales Units Last Year	LAG(SLSQR.SU, 1) OVER HIERARCHY (TIMEQR.HTBSNS BY ANCESTOR AT LEVEL TIMEQR.HTBSNS.BSNS_YR POSITION FROM BEGINNING)
Sales Cube - Cube based QR enabled: SLSQR	SU_LY_CHG	Sales Units Change Last Year	LAG_VARIANCE(SLSQR.SU, 1) OVER HIERARCHY (TIMEQR.HTBSNS BY ANCESTOR AT LEVEL TIMEQR.HTBSNS.BSNS_YR POSITION FROM BEGINNING)
Sales Cube - Cube based QR enabled: SLSQR	SU_LY_PCT_CHG	Sales Units % Chg Last Year	LAG_VARIANCE_PERCENT(SLSQR.SU, 1) OVER HIERARCHY (TIMEQR.HTBSNS BY ANCESTOR AT LEVEL TIMEQR.HTBSNS.BSNS_YR POSITION FROM BEGINNING)
Sales Cube - Cube based QR enabled: SLSQR	SU_ORG_RNK_U	Sales Units Org Rank Unique	OLAP_DML_EXPRESSION('RANK(SLSQR_SU UNIQUE TIEBREAKERS(SORT(ORGQR D slsqr_su_ly_pct_chg)) basedon ORGQR)', NUMBER)
Sales Cube - Cube based QR enabled: SLSQR	SU_ORG_RNK_UNAF	Sales Units Org Rank Unique NAFIRST	OLAP_DML_EXPRESSION('RANK(SLSQR_SU UNIQUE NAFIRST TIEBREAKERS(SORT(ORGQR D slsqr_su_ly_pct_chg)) basedon ORGQR)', NUMBER)
Sales Cube - Cube based QR enabled: SLSQR	SU_ORG_RNK_UNAL	Sales Units Org Rank Unique NALAST	OLAP_DML_EXPRESSION('RANK(SLSQR_SU UNIQUE NALAST TIEBREAKERS(SORT(ORGQR D slsqr_su_ly_pct_chg)) basedon ORGQR)', NUMBER)
Sales Cube - Cube based QR enabled: SLSQR	SU_ORG_SHR_AREA	Sales Units Share of Org Area Ancestor	SHARE(SLSQR.SU OF ORGQR.HORG LEVEL ORGQR.AREA)
Sales Cube - Cube based QR enabled: SLSQR	SU_ORG_SHR_PRNT	Sales Units Share of Org Parent	SHARE(SLSQR.SU OF ORGQR.HORG PARENT)
Sales Cube - Cube based QR enabled: SLSQR	SU_ORG_SHR_TOT	Sales Units Share of Total Org	SHARE(SLSQR.SU OF ORGQR.HORG TOP)
Sales Cube - Cube based QR enabled: SLSQR	SU_ORG_TIME_RNK_UNAL	Sales Units Org Time Rank Unique	OLAP_DML_EXPRESSION('RANK(SLSQR_SU UNIQUE NALAST TIEBREAKERS(SORT(ORGQR D slsqr_su_ly_pct_chg) SORT(TIMEQR D slsqr_su_ly_pct_chg)) basedon ORGQR TIMEQR)', NUMBER)
Sales Cube - Cube based QR enabled: SLSQR	SU_PROD_SHR_DEPT	Sales Units Share of Prod Dept	SHARE(SLSQR.SU OF PRODQR.HPROD LEVEL PRODQR.DEPT)
Sales Cube - Cube based QR enabled: SLSQR	SU_PROD_SHR_PRNT	Sales Units Share of Prod Parent	SHARE(SLSQR.SU OF PRODQR.HPROD PARENT)
Sales Cube - Cube based QR enabled: SLSQR	SU_PROD_SHR_TOT	Sales Units Share of Total Prod	SHARE(SLSQR.SU OF PRODQR.HPROD TOP)
Sales Cube - Cube based QR enabled: SLSQR	SU_RNK_NU	Sales Units Rank Non-Unique	OLAP_DML_EXPRESSION('RANK(SLSQR_SU MIN)', NUMBER)
Sales Cube - Cube based QR enabled: SLSQR	SU_RNK_U	Sales Units Rank Unique	OLAP_DML_EXPRESSION('RANK(SLSQR_SU UNIQUE TIEBREAKERS(SORT(ORGQR D slsqr_su_ly_pct_chg) SORT(ORGQR D orgqr_long_description)))', NUMBER)
Sales Cube - Cube based QR enabled: SLSQR	SU_YTD	Sales Units YTD	SUM(SLSQR.SU) OVER HIERARCHY (TIMEQR.HTBSNS BETWEEN UNBOUNDED PRECEDING AND CURRENT MEMBER WITHIN ANCESTOR AT LEVEL TIMEQR.BSNS_YR)

Cube Name	Physical Name	Logical Name	Expression / Calculation
Sales Cube - Cube based QR enabled: SLSQR	SU_YTD_LY	Sales Units YTD Last Year	LAG(SLSQR.SU_YTD, 1) OVER HIERARCHY (TIMEQR.HTBSNS BY ANCESTOR AT LEVEL TIMEQR.HTBSNS.BSNS_YR POSITION FROM BEGINNING)
Sales Cube - Cube based QR enabled: SLSQR	SU_YTD_LY_CHG	Sales Units YTD Chg Last Year	LAG_VARIANCE(SLSQR.SU_YTD, 1) OVER HIERARCHY (TIMEQR.HTBSNS BY ANCESTOR AT LEVEL TIMEQR.HTBSNS.BSNS_YR POSITION FROM BEGINNING)
Sales Cube - Cube based QR enabled: SLSQR	SU_YTD_LY_PCT_CHG	Sales Units YTD % Chg Last Year	LAG_VARIANCE_PERCENT(SLSQR.SU_YTD, 1) OVER HIERARCHY (TIMEQR.HTBSNS BY ANCESTOR AT LEVEL TIMEQR.HTBSNS.BSNS_YR POSITION FROM BEGINNING)
Sales Cube - Cube based QR enabled: SLSQR	SV	Sales Value	OLAP_DML_EXPRESSION('SLSQR_GROSS_SV - SLSQR_RET_V', NUMBER)
Sales Cube - Cube based QR enabled: SLSQR	SV_LP	Sales Value Last Period	LAG(SLSQR.SV, 1) OVER HIERARCHY (TIMEQR.HTBSNS)
Sales Cube - Cube based QR enabled: SLSQR	SV_LP_CHG	Sales Value Change Last Period	LAG_VARIANCE(SLSQR.SV, 1) OVER HIERARCHY (TIMEQR.HTBSNS)
Sales Cube - Cube based QR enabled: SLSQR	SV_LP_PCT_CHG	Sales Value % Chg Last Period	LAG_VARIANCE_PERCENT(SLSQR.SV, 1) OVER HIERARCHY (TIMEQR.HTBSNS)
Sales Cube - Cube based QR enabled: SLSQR	SV_LY	Sales Value Last Year	LAG(SLSQR.SV, 1) OVER HIERARCHY (TIMEQR.HTBSNS BY ANCESTOR AT LEVEL TIMEQR.HTBSNS.BSNS_YR POSITION FROM BEGINNING)
Sales Cube - Cube based QR enabled: SLSQR	SV_LY_CHG	Sales Value Change Last Year	LAG_VARIANCE(SLSQR.SV, 1) OVER HIERARCHY (TIMEQR.HTBSNS BY ANCESTOR AT LEVEL TIMEQR.HTBSNS.BSNS_YR POSITION FROM BEGINNING)
Sales Cube - Cube based QR enabled: SLSQR	SV_LY_PCT_CHG	Sales Value % Chg Last Year	LAG_VARIANCE_PERCENT(SLSQR.SV, 1) OVER HIERARCHY (TIMEQR.HTBSNS BY ANCESTOR AT LEVEL TIMEQR.HTBSNS.BSNS_YR POSITION FROM BEGINNING)
Sales Cube - Cube based QR enabled: SLSQR	SV_ORG_RNK_U	Sales Value Org Rank Unique	OLAP_DML_EXPRESSION('RANK(SLSQR_SV UNIQUE TIEBREAKERS(SORT(ORGQR D slsqr_sv_ly_pct_chg)) basedon ORGQR)', NUMBER)
Sales Cube - Cube based QR enabled: SLSQR	SV_ORG_RNK_UNAF	Sales Value Org Rank Unique NAFIRST	OLAP_DML_EXPRESSION('RANK(SLSQR_SV UNIQUE NAFIRST TIEBREAKERS(SORT(ORGQR D slsqr_sv_ly_pct_chg)) basedon ORGQR)', NUMBER)
Sales Cube - Cube based QR enabled: SLSQR	SV_ORG_RNK_UNAL	Sales Value Org Rank Unique NALAST	OLAP_DML_EXPRESSION('RANK(SLSQR_SV UNIQUE NALAST TIEBREAKERS(SORT(ORGQR D slsqr_sv_ly_pct_chg)) basedon ORGQR)', NUMBER)
Sales Cube - Cube based QR enabled: SLSQR	SV_ORG_SHR_AREA	Sales Value Share of Org Area Ancestor	SHARE(SLSQR.SV OF ORGQR.HORG LEVEL ORGQR.AREA)
Sales Cube - Cube based QR enabled: SLSQR	SV_ORG_SHR_PRNT	Sales Value Share of Org Parent	SHARE(SLSQR.SV OF ORGQR.HORG PARENT)
Sales Cube - Cube based QR enabled: SLSQR	SV_ORG_SHR_TOT	Sales Value Share of Total Org	SHARE(SLSQR.SV OF ORGQR.HORG TOP)
Sales Cube - Cube based QR enabled: SLSQR	SV_ORG_TIME_RNK_UNAL	Sales Value Org Time Rank Unique	OLAP_DML_EXPRESSION('RANK(SLSQR_SV UNIQUE NALAST TIEBREAKERS(SORT(ORGQR D slsqr_sv_ly_pct_chg) SORT(TIMEQR D slsqr_sv_ly_pct_chg)) basedon ORGQR TIMEQR)', NUMBER)
Sales Cube - Cube based QR enabled: SLSQR	SV_PROD_SHR_DEPT	Sales Value Share of Prod Dept	SHARE(SLSQR.SV OF PRODQR.HPROD LEVEL PRODQR.DEPT)
Sales Cube - Cube based QR enabled: SLSQR	SV_PROD_SHR_PRNT	Sales Value Share of Prod Parent	SHARE(SLSQR.SV OF PRODQR.HPROD PARENT)
Sales Cube - Cube based QR enabled: SLSQR	SV_PROD_SHR_TOT	Sales Value Share of Total Prod	SHARE(SLSQR.SV OF PRODQR.HPROD TOP)
Sales Cube - Cube based QR enabled: SLSQR	SV_RNK_NU	Sales Value Rank Non-Unique	OLAP_DML_EXPRESSION('RANK(SLSQR_SV MIN)', NUMBER)

Cube Name	Physical Name	Logical Name	Expression / Calculation
Sales Cube - Cube based QR enabled: SLSQR	SV_RNK_U	Sales Value Rank Unique	OLAP_DML_EXPRESSION('RANK(SLSQR_SV UNIQUE TIEBREAKERS(SORT(orgqr D slsqr_sv_ly_pct_chg) SORT(orgqr D orgqr_long_description)))', NUMBER)
Sales Cube - Cube based QR enabled: SLSQR	SV_YTD	Sales Value YTD	SUM(SLSQR.SV) OVER HIERARCHY (TIMEQR.HTBSNS BETWEEN UNBOUNDED PRECEDING AND CURRENT MEMBER WITHIN ANCESTOR AT LEVEL TIMEQR.BSNS_ YR)
Sales Cube - Cube based QR enabled: SLSQR	SV_YTD_LY	Sales Value YTD Last Year	LAG(SLSQR.SV_YTD, 1) OVER HIERARCHY (TIMEQR.HTBSNS BY ANCESTOR AT LEVEL TIMEQR.HTBSNS.BSNS_YR POSITION FROM BEGINNING)
Sales Cube - Cube based QR enabled: SLSQR	SV_YTD_LY_CHG	Sales Value YTD Chg Last Year	LAG_VARIANCE(SLSQR.SV_YTD, 1) OVER HIERARCHY (TIMEQR.HTBSNS BY ANCESTOR AT LEVEL TIMEQR.HTBSNS.BSNS_YR POSITION FROM BEGINNING)
Sales Cube - Cube based QR enabled: SLSQR	SV_YTD_LY_PCT_CHG	Sales Value YTD % Chg Last Year	LAG_VARIANCE_PERCENT(SLSQR.SV_YTD, 1) OVER HIERARCHY (TIMEQR.HTBSNS BY ANCESTOR AT LEVEL TIMEQR.HTBSNS.BSNS_YR POSITION FROM BEGINNING)

Sales Cube Forecast: SLS_FCST

This Cube contains the Sales Forecast related measures.

Physical Name: SLS_FCST

Dimensionality

The Sales Forecast Cube is NOT loaded from the relational schema. Data for this cube is generated by the OLAP Forecast process.

Sales Forecast Cube Dimensions

OLAP Cube	Dimension Number	OLAP Dimension	OLAP Dimension Type
Sales Cube Forecast: SLS_ FCST	1	Organization: ORGANIZATION	STANDARD
Sales Cube Forecast: SLS_ FCST	2	Product: PRODUCT	STANDARD
Sales Cube Forecast: SLS_ FCST	3	Time: TIME	TIME

Aggregation, Load Information

Sales Forecast Cube Aggregation, Load Information

OLAP Cube	Order	OLAP Dimension	Operator	Aggregate from Level
Sales Cube Forecast: SLS_FCST	1	Organization: ORGANIZATION	SUM	Default
Sales Cube Forecast: SLS_FCST	2	Product: PRODUCT	SUM	Default
Sales Cube Forecast: SLS_FCST	3	Time: TIME	SUM	Default

Base Measures with Description, Logical Name and Mapping Expression

Sales Forecast Cube Base Measures

Cube Name	Physical Name	Logical Name	Mapping Expression
Sales Cube Forecast: SLS_FCST	SU_FCST	Sales Unit Forecast	NULL
Sales Cube Forecast: SLS_FCST	SV_FCST	Sales Value Forecast	NULL

Derived Measure with Description, Logical Name and Expression / Calculation

Sales Forecast Cube Derived Measures

Cube Name	Physical Name	Logical Name	Expression / Calculation
Sales Cube Forecast: SLS_FCST	OOS_VALUE	Out of Stock Value	INV_FCST.EOP_SV_FCST - SLS_FCST.SV_FCST
Sales Cube Forecast: SLS_FCST	OOS_VALUE_S	Out of Stock Value Status	OLAP_DML_EXPRESSION('if time_levelrel eq "DAY" and SLS_FCST_OOS_VALUE lt 0 then "Out-of-Stock" else na', VARCHAR2 (60))

Sales Cube Forecast Statistic: SLS_FCST_STTSTC

This Cube contains Statistics Measures relating to the Sales Forecast process

Physical Name: SLS_FCST_STTSTC

Dimensionality

The Sales Forecast Statistics Cube is NOT loaded from the relational schema. Data for this cube is generated by the OLAP Forecast process.

Sales Forecast Statistics Cube Dimensions

OLAP Cube	Dimension Number	OLAP Dimension	OLAP Dimension Type
Sales Cube Forecast Statistic: SLS_FCST_STTSTC	1	Organization: ORGANIZATION	STANDARD
Sales Cube Forecast Statistic: SLS_FCST_STTSTC	2	Product: PRODUCT	STANDARD
Sales Cube Forecast Statistic: SLS_FCST_STTSTC	3	Time: TIME	TIME

Aggregation, Load Information

Sales Forecast Statistics Cube Aggregation, Load Information

OLAP Cube	Order	OLAP Dimension	Operator	Aggregate from Level
Sales Cube Forecast Statistic: SLS_ FCST_STTSTC	1	Organization: ORGANIZATION	Non-Additive (Do not summarize)	Default
Sales Cube Forecast Statistic: SLS_ FCST_STTSTC	2	Product: PRODUCT	Non-Additive (Do not summarize)	Default
Sales Cube Forecast Statistic: SLS_ FCST_STTSTC	3	Time: TIME	Non-Additive (Do not summarize)	Default

Base Measures with Description, Logical Name and Mapping Expression

Sales Forecast Statistics Cube Base Measures

Cube Name	Physical Name	Logical Name	Mapping Expression
Sales Cube Forecast Statistic: SLS_FCST_STTSTC	SU_STTSTC	Sales Unit Forecast Statistic	NULL
Sales Cube Forecast Statistic: SLS_FCST_STTSTC	SV_STTSTC	Sales Value Forecast Statistic	NULL

Derived Measure with Description, Logical Name and Expression / Calculation

Sales Forecast Statistics Cube Derived Measures

Cube Name	Physical Name	Logical Name	Expression / Calculation
-	-	-	-

Space Utilization Cube: SU

This Cube contains Space Utilization related Measures.

Physical Name: SU

Dimensionality

The Space Utilization Cube is loaded from the relational schema at these dimension levels.

Space Utilization Cube Dimensions

OLAP Cube	Dimension Number	OLAP Dimension	OLAP Dimension Type
Space Utilization Cube: SU	1	Time: TIME	TIME
Space Utilization Cube: SU	2	Organization: ORGANIZATION	STANDARD
Space Utilization Cube: SU	3	Product: PRODUCT	STANDARD

Aggregation, Load Information

Space Utilization Cube Aggregation, Load Information

OLAP Cube	Order	OLAP Dimension	Operator	Aggregate from Level
Space Utilization Cube: SU	1	Time: TIME	SUM	Default
Space Utilization Cube: SU	2	Organization: ORGANIZATION	SUM	Default
Space Utilization Cube: SU	3	Product: PRODUCT	SUM	Default

Base Measures with Description, Logical Name and Mapping Expression

Space Utilization Cube Base Measures

Cube Name	Physical Name	Logical Name	Mapping Expression
Space Utilization Cube: SU	ACMNS	Allocated Cubic Min Space	DWD_SPACE_UTLZTN_ITEM_DAY.ALCTD_CU_MIN_SPACE
Space Utilization Cube: SU	ACMXS	Allocated Cubic Max Space	DWD_SPACE_UTLZTN_ITEM_DAY.ALCTD_CU_MAX_SPACE
Space Utilization Cube: SU	ACTCS	Allocated Cubic Total Current Space	DWD_SPACE_UTLZTN_ITEM_DAY.ALCTD_CU_TOT_CURR_SPACE
Space Utilization Cube: SU	ALMNS	Allocated Linear Minimum Space	DWD_SPACE_UTLZTN_ITEM_DAY.ALCTD_LNR_MIN_SPACE
Space Utilization Cube: SU	ALMXS	Allocated Linear Maximum Space	DWD_SPACE_UTLZTN_ITEM_DAY.ALCTD_LNR_MAX_SPACE
Space Utilization Cube: SU	ALTCS	Allocated Linear Total Current Space	DWD_SPACE_UTLZTN_ITEM_DAY.ALCTD_LNR_TOT_CURR_SPACE
Space Utilization Cube: SU	ASMNS	Allocated Square Min Space	DWD_SPACE_UTLZTN_ITEM_DAY.ALCTD_SQR_MIN_SPACE
Space Utilization Cube: SU	ASMXS	Allocated Square Max Space	DWD_SPACE_UTLZTN_ITEM_DAY.ALCTD_SQR_MAX_SPACE

Cube Name	Physical Name	Logical Name	Mapping Expression
Space Utilization Cube: SU	ASTCS	Allocated Square Total Current Space	DWD_SPACE_UTLZTN_ITEM_DAY.ALCTD_SQR_TOT_CURR_SPACE
Space Utilization Cube: SU	ATFC	Allocated Total Facings Count	DWD_SPACE_UTLZTN_ITEM_DAY.ALCTD_TOT_FCNGS_CNT
Space Utilization Cube: SU	CHAI	Cost Of Handling Inventory	DWD_SPACE_UTLZTN_ITEM_DAY.COST_OF_HNDLNG_INV
Space Utilization Cube: SU	COII	Cost Of Insuring Inventory	DWD_SPACE_UTLZTN_ITEM_DAY.COST_OF_INSURING_INV
Space Utilization Cube: SU	CSUFS	Cost Space Used For Storage	DWD_SPACE_UTLZTN_ITEM_DAY.COST_SPACE_USED_FOR_STRGE
Space Utilization Cube: SU	DA	Discount Amount	DWD_SPACE_UTLZTN_ITEM_DAY.DISC_AMT
Space Utilization Cube: SU	ICA	Item Cost Amount	DWD_SPACE_UTLZTN_ITEM_DAY.ITEM_COST_AMT
Space Utilization Cube: SU	IIC	Item Inventory Cost	DWD_SPACE_UTLZTN_ITEM_DAY.ITEM_INV_COST
Space Utilization Cube: SU	IOOI	Interest Owed On Investment	DWD_SPACE_UTLZTN_ITEM_DAY.INTEREST_OWED_ON_INVSTMNT
Space Utilization Cube: SU	NA	Net Amount	DWD_SPACE_UTLZTN_ITEM_DAY.NET_AMT
Space Utilization Cube: SU	PA	Profit Amount	DWD_SPACE_UTLZTN_ITEM_DAY.PRFT_AMT
Space Utilization Cube: SU	RA	Retail Amount	DWD_SPACE_UTLZTN_ITEM_DAY.RTL_AMT
Space Utilization Cube: SU	RNA	Return Amount	DWD_SPACE_UTLZTN_ITEM_DAY.RETRN_AMT
Space Utilization Cube: SU	SA	Sales Amount	DWD_SPACE_UTLZTN_ITEM_DAY.SL_AMT
Space Utilization Cube: SU	TA	Tax Amount	DWD_SPACE_UTLZTN_ITEM_DAY.TAX_AMT

Derived Measure with Description, Logical Name and Expression / Calculation

Space Utilization Cube Derived Measures

Cube Name	Physical Name	Logical Name	Expression / Calculation
Space Utilization Cube: SU	ACMNS_LP	Allocated Cubic Min Space Last Period	LAG(SU.ACMNS, 1) OVER HIERARCHY ("TIME".HTBSNS)
Space Utilization Cube: SU	ACMNS_LP_CHG	Allocated Cubic Min Space Last Period Change	LAG_VARIANCE(SU.ACMNS, 1) OVER HIERARCHY ("TIME".HTBSNS)
Space Utilization Cube: SU	ACMNS_LP_PCT_CHG	Allocated Cubic Min Space Last Period % Change	LAG_VARIANCE_PERCENT(SU.ACMNS, 1) OVER HIERARCHY ("TIME".HTBSNS)
Space Utilization Cube: SU	ACMNS_LY	Allocated Cubic Min Space Last Year	LAG(SU.ACMNS, 1) OVER HIERARCHY ("TIME".HTBSNS BY ANCESTOR AT LEVEL "TIME".HTBSNS.BSNS_YR POSITION FROM BEGINNING)
Space Utilization Cube: SU	ACMNS_LY_CHG	Allocated Cubic Min Space Last Year Change	LAG_VARIANCE(SU.ACMNS, 1) OVER HIERARCHY ("TIME".HTBSNS BY ANCESTOR AT LEVEL "TIME".HTBSNS.BSNS_YR POSITION FROM BEGINNING)
Space Utilization Cube: SU	ACMNS_LY_PCT_CHG	Allocated Cubic Min Space Last Year % Change	LAG_VARIANCE_PERCENT(SU.ACMNS, 1) OVER HIERARCHY ("TIME".HTBSNS BY ANCESTOR AT LEVEL "TIME".HTBSNS.BSNS_YR POSITION FROM BEGINNING)
Space Utilization Cube: SU	ACMNS_YTD	Allocated Cubic Min Space YTD	SUM(SU.ACMNS) OVER HIERARCHY ("TIME".HTBSNS BETWEEN UNBOUNDED PRECEDING AND CURRENT MEMBER WITHIN ANCESTOR AT LEVEL "TIME".BSNS_YR)
Space Utilization Cube: SU	ACMNS_YTD_LY	Allocated Cubic Min Space YTD Last Year	LAG(SU.ACMNS_YTD, 1) OVER HIERARCHY ("TIME".HTBSNS BY ANCESTOR AT LEVEL "TIME".HTBSNS.BSNS_YR POSITION FROM BEGINNING)

Cube Name	Physical Name	Logical Name	Expression / Calculation
Space Utilization Cube: SU	ACMNS_YTD_LY_CHG	Allocated Cubic Min Space YTD Last Year Change	LAG(SU.ACMNS_YTD, 1) OVER HIERARCHY ("TIME".HTBSNS BY ANCESTOR AT LEVEL "TIME".HTBSNS.BSNS_YR POSITION FROM BEGINNING)
Space Utilization Cube: SU	ACMNS_YTD_LY_ PCT_CHG	Allocated Cubic Min Space YTD Last Year % Change	LAG_VARIANCE_PERCENT(SU.ACMNS_YTD, 1) OVER HIERARCHY ("TIME".HTBSNS BY ANCESTOR AT LEVEL "TIME".HTBSNS.BSNS_YR POSITION FROM BEGINNING)
Space Utilization Cube: SU	ACMXS_LP	Allocated Cubic Max Space Last Period	LAG(SU.ACMXS, 1) OVER HIERARCHY ("TIME".HTBSNS)
Space Utilization Cube: SU	ACMXS_LP_CHG	Allocated Cubic Max Space Last Period Change	LAG_VARIANCE(SU.ACMXS, 1) OVER HIERARCHY ("TIME".HTBSNS)
Space Utilization Cube: SU	ACMXS_LP_PCT_CHG	Allocated Cubic Max Space Last Period % Change	LAG_VARIANCE_PERCENT(SU.ACMXS, 1) OVER HIERARCHY ("TIME".HTBSNS)
Space Utilization Cube: SU	ACMXS_LY	Allocated Cubic Max Space Last Year	LAG(SU.ACMXS, 1) OVER HIERARCHY ("TIME".HTBSNS BY ANCESTOR AT LEVEL "TIME".HTBSNS.BSNS_YR POSITION FROM BEGINNING)
Space Utilization Cube: SU	ACMXS_LY_CHG	Allocated Cubic Max Space Last Year Change	LAG_VARIANCE(SU.ACMXS, 1) OVER HIERARCHY ("TIME".HTBSNS BY ANCESTOR AT LEVEL "TIME".HTBSNS.BSNS_YR POSITION FROM BEGINNING)
Space Utilization Cube: SU	ACMXS_LY_PCT_CHG	Allocated Cubic Max Space Last Year % Change	LAG_VARIANCE_PERCENT(SU.ACMXS, 1) OVER HIERARCHY ("TIME".HTBSNS BY ANCESTOR AT LEVEL "TIME".HTBSNS.BSNS_YR POSITION FROM BEGINNING)
Space Utilization Cube: SU	ACMXS_YTD	Allocated Cubic Max Space YTD	SUM(SU.ACMXS) OVER HIERARCHY ("TIME".HTBSNS BETWEEN UNBOUNDED PRECEDING AND CURRENT MEMBER WITHIN ANCESTOR AT LEVEL "TIME".BSNS_YR)
Space Utilization Cube: SU	ACMXS_YTD_LY	Allocated Cubic Max Space YTD Last Year	LAG(SU.ACMXS_YTD, 1) OVER HIERARCHY ("TIME".HTBSNS BY ANCESTOR AT LEVEL "TIME".HTBSNS.BSNS_YR POSITION FROM BEGINNING)
Space Utilization Cube: SU	ACMXS_YTD_LY_CHG	Allocated Cubic Max Space YTD Last Year Change	LAG(SU.ACMXS_YTD, 1) OVER HIERARCHY ("TIME".HTBSNS BY ANCESTOR AT LEVEL "TIME".HTBSNS.BSNS_YR POSITION FROM BEGINNING)
Space Utilization Cube: SU	ACMXS_YTD_LY_PCT_ CHG	Allocated Cubic Max Space YTD Last Year % Change	LAG_VARIANCE_PERCENT(SU.ACMXS_YTD, 1) OVER HIERARCHY ("TIME".HTBSNS BY ANCESTOR AT LEVEL "TIME".HTBSNS.BSNS_YR POSITION FROM BEGINNING)
Space Utilization Cube: SU	ACTCS_LP	Allocated Cubic Total Current Space Last Period	LAG(SU.ACTCS, 1) OVER HIERARCHY ("TIME".HTBSNS)
Space Utilization Cube: SU	ACTCS_LP_CHG	Allocated Cubic Total Current Space Last Period Change	LAG_VARIANCE(SU.ACTCS, 1) OVER HIERARCHY ("TIME".HTBSNS)
Space Utilization Cube: SU	ACTCS_LP_PCT_CHG	Allocated Cubic Total Current Space Last Period % Change	LAG_VARIANCE_PERCENT(SU.ACTCS, 1) OVER HIERARCHY ("TIME".HTBSNS)
Space Utilization Cube: SU	ACTCS_LY	Allocated Cubic Total Current Space Last Year	LAG(SU.ACTCS, 1) OVER HIERARCHY ("TIME".HTBSNS BY ANCESTOR AT LEVEL "TIME".HTBSNS.BSNS_YR POSITION FROM BEGINNING)
Space Utilization Cube: SU	ACTCS_LY_CHG	Allocated Cubic Total Current Space Last Year Change	LAG_VARIANCE(SU.ACTCS, 1) OVER HIERARCHY ("TIME".HTBSNS BY ANCESTOR AT LEVEL "TIME".HTBSNS.BSNS_YR POSITION FROM BEGINNING)
Space Utilization Cube: SU	ACTCS_LY_PCT_CHG	Allocated Cubic Total Current Space Last Year % Change	LAG_VARIANCE_PERCENT(SU.ACTCS, 1) OVER HIERARCHY ("TIME".HTBSNS BY ANCESTOR AT LEVEL "TIME".HTBSNS.BSNS_YR POSITION FROM BEGINNING)
Space Utilization Cube: SU	ACTCS_YTD	Allocated Cubic Total Current Space YTD	SUM(SU.ACTCS) OVER HIERARCHY ("TIME".HTBSNS BETWEEN UNBOUNDED PRECEDING AND CURRENT MEMBER WITHIN ANCESTOR AT LEVEL "TIME".BSNS_YR)

Cube Name	Physical Name	Logical Name	Expression / Calculation
Space Utilization Cube: SU	ACTCS_YTD_LY	Allocated Cubic Total Current Space YTD Last Year	LAG(SU.ACMNS_YTD, 1) OVER HIERARCHY ("TIME".HTBSNS BY ANCESTOR AT LEVEL "TIME".HTBSNS.BSNS_YR POSITION FROM BEGINNING)
Space Utilization Cube: SU	ACTCS_YTD_LY_CHG	Allocated Cubic Total Current Space YTD Last Year Change	LAG(SU.ACTCS_YTD, 1) OVER HIERARCHY ("TIME".HTBSNS BY ANCESTOR AT LEVEL "TIME".HTBSNS.BSNS_YR POSITION FROM BEGINNING)
Space Utilization Cube: SU	ACTCS_YTD_LY_PCT_ CHG	Allocated Cubic Total Current Space YTD Last Year % Change	LAG_VARIANCE_PERCENT(SU.ACTCS_YTD, 1) OVER HIERARCHY ("TIME".HTBSNS BY ANCESTOR AT LEVEL "TIME".HTBSNS.BSNS_YR POSITION FROM BEGINNING)
Space Utilization Cube: SU	ALMNS_LP	Allocated Linear Minimum Space Last Period	LAG(SU.ALMNS, 1) OVER HIERARCHY ("TIME".HTBSNS)
Space Utilization Cube: SU	ALMNS_LP_CHG	Allocated Linear Minimum Space Last Period Change	LAG_VARIANCE(SU.ALMNS, 1) OVER HIERARCHY ("TIME".HTBSNS)
Space Utilization Cube: SU	ALMNS_LP_PCT_CHG	Allocated Linear Minimum Space Last Period % Change	LAG_VARIANCE_PERCENT(SU.ALMNS, 1) OVER HIERARCHY ("TIME".HTBSNS)
Space Utilization Cube: SU	ALMNS_LY	Allocated Linear Minimum Space Last Year	LAG(SU.ALMNS, 1) OVER HIERARCHY ("TIME".HTBSNS BY ANCESTOR AT LEVEL "TIME".HTBSNS.BSNS_YR POSITION FROM BEGINNING)
Space Utilization Cube: SU	ALMNS_LY_CHG	Allocated Linear Minimum Space Last Year Change	LAG_VARIANCE(SU.ALMNS, 1) OVER HIERARCHY ("TIME".HTBSNS BY ANCESTOR AT LEVEL "TIME".HTBSNS.BSNS_YR POSITION FROM BEGINNING)
Space Utilization Cube: SU	ALMNS_LY_PCT_CHG	Allocated Linear Minimum Space Last Year % Change	LAG_VARIANCE_PERCENT(SU.ALMNS, 1) OVER HIERARCHY ("TIME".HTBSNS BY ANCESTOR AT LEVEL "TIME".HTBSNS.BSNS_YR POSITION FROM BEGINNING)
Space Utilization Cube: SU	ALMNS_YTD	Allocated Linear Minimum Space YTD	SUM(SU.ALMNS) OVER HIERARCHY ("TIME".HTBSNS BETWEEN UNBOUNDED PRECEDING AND CURRENT MEMBER WITHIN ANCESTOR AT LEVEL "TIME".BSNS_YR)
Space Utilization Cube: SU	ALMNS_YTD_LY	Allocated Linear Minimum Space YTD Last Year	LAG(SU.ALMNS_YTD, 1) OVER HIERARCHY ("TIME".HTBSNS BY ANCESTOR AT LEVEL "TIME".HTBSNS.BSNS_YR POSITION FROM BEGINNING)
Space Utilization Cube: SU	ALMNS_YTD_LY_CHG	Allocated Linear Minimum Space YTD Last Year Change	LAG(SU.ALMNS_YTD, 1) OVER HIERARCHY ("TIME".HTBSNS BY ANCESTOR AT LEVEL "TIME".HTBSNS.BSNS_YR POSITION FROM BEGINNING)
Space Utilization Cube: SU	ALMNS_YTD_LY_PCT_ CHG	Allocated Linear Minimum Space YTD Last Year % Change	LAG_VARIANCE_PERCENT(SU.ALMNS_YTD, 1) OVER HIERARCHY ("TIME".HTBSNS BY ANCESTOR AT LEVEL "TIME".HTBSNS.BSNS_YR POSITION FROM BEGINNING)
Space Utilization Cube: SU	ALMXS_LP	Allocated Linear Maximum Space Last Period	LAG(SU.ALMXS, 1) OVER HIERARCHY ("TIME".HTBSNS)
Space Utilization Cube: SU	ALMXS_LP_CHG	Allocated Linear Maximum Space Last Period Change	LAG_VARIANCE(SU.ALMXS, 1) OVER HIERARCHY ("TIME".HTBSNS)
Space Utilization Cube: SU	ALMXS_LP_PCT_CHG	Allocated Linear Maximum Space Last Period % Change	LAG_VARIANCE_PERCENT(SU.ALMXS, 1) OVER HIERARCHY ("TIME".HTBSNS)
Space Utilization Cube: SU	ALMXS_LY	Allocated Linear Maximum Space Last Year	LAG(SU.ALMXS, 1) OVER HIERARCHY ("TIME".HTBSNS BY ANCESTOR AT LEVEL "TIME".HTBSNS.BSNS_YR POSITION FROM BEGINNING)
Space Utilization Cube: SU	ALMXS_LY_CHG	Allocated Linear Maximum Space Last Year Change	LAG_VARIANCE(SU.ALMXS, 1) OVER HIERARCHY ("TIME".HTBSNS BY ANCESTOR AT LEVEL "TIME".HTBSNS.BSNS_YR POSITION FROM BEGINNING)
Space Utilization Cube: SU	ALMXS_LY_PCT_CHG	Allocated Linear Maximum Space Last Year % Change	LAG_VARIANCE_PERCENT(SU.ALMXS, 1) OVER HIERARCHY ("TIME".HTBSNS BY ANCESTOR AT LEVEL "TIME".HTBSNS.BSNS_YR POSITION FROM BEGINNING)

Cube Name	Physical Name	Logical Name	Expression / Calculation
Space Utilization Cube: SU	ALMXS_YTD	Allocated Linear Maximum Space YTD	SUM(SU.ALMXS) OVER HIERARCHY ("TIME".HTBSNS BETWEEN UNBOUNDED PRECEDING AND CURRENT MEMBER WITHIN ANCESTOR AT LEVEL "TIME".BSNS_YR)
Space Utilization Cube: SU	ALMXS_YTD_LY	Allocated Linear Maximum Space YTD Last Year	LAG(SU.ALMXS_YTD, 1) OVER HIERARCHY ("TIME".HTBSNS BY ANCESTOR AT LEVEL "TIME".HTBSNS.BSNS_YR POSITION FROM BEGINNING)
Space Utilization Cube: SU	ALMXS_YTD_LY_CHG	Allocated Linear Maximum Space YTD Last Year Change	LAG(SU.ALMXS_YTD, 1) OVER HIERARCHY ("TIME".HTBSNS BY ANCESTOR AT LEVEL "TIME".HTBSNS.BSNS_YR POSITION FROM BEGINNING)
Space Utilization Cube: SU	ALMXS_YTD_LY_PCT_ CHG	Allocated Linear Maximum Space YTD Last Year % Change	LAG_VARIANCE_PERCENT(SU.ALMXS_YTD, 1) OVER HIERARCHY ("TIME".HTBSNS BY ANCESTOR AT LEVEL "TIME".HTBSNS.BSNS_YR POSITION FROM BEGINNING)
Space Utilization Cube: SU	ALTCS_LP	Allocated Linear Total Current Space Last Period	LAG(SU.ALTCS, 1) OVER HIERARCHY ("TIME".HTBSNS)
Space Utilization Cube: SU	ALTCS_LP_CHG	Allocated Linear Total Current Space Last Period Change	LAG_VARIANCE(SU.ALTCS, 1) OVER HIERARCHY ("TIME".HTBSNS)
Space Utilization Cube: SU	ALTCS_LP_PCT_CHG	Allocated Linear Total Current Space Last Period % Change	LAG_VARIANCE_PERCENT(SU.ALTCS, 1) OVER HIERARCHY ("TIME".HTBSNS)
Space Utilization Cube: SU	ALTCS_LY	Allocated Linear Total Current Space Last Year	LAG(SU.ALTCS, 1) OVER HIERARCHY ("TIME".HTBSNS BY ANCESTOR AT LEVEL "TIME".HTBSNS.BSNS_YR POSITION FROM BEGINNING)
Space Utilization Cube: SU	ALTCS_LY_CHG	Allocated Linear Total Current Space Last Year Change	LAG_VARIANCE(SU.ALTCS, 1) OVER HIERARCHY ("TIME".HTBSNS BY ANCESTOR AT LEVEL "TIME".HTBSNS.BSNS_YR POSITION FROM BEGINNING)
Space Utilization Cube: SU	ALTCS_LY_PCT_CHG	Allocated Linear Total Current Space Last Year % Change	LAG_VARIANCE_PERCENT(SU.ALTCS, 1) OVER HIERARCHY ("TIME".HTBSNS BY ANCESTOR AT LEVEL "TIME".HTBSNS.BSNS_YR POSITION FROM BEGINNING)
Space Utilization Cube: SU	ALTCS_YTD	Allocated Linear Total Current Space YTD	SUM(SU.ALTCS) OVER HIERARCHY ("TIME".HTBSNS BETWEEN UNBOUNDED PRECEDING AND CURRENT MEMBER WITHIN ANCESTOR AT LEVEL "TIME".BSNS_YR)
Space Utilization Cube: SU	ALTCS_YTD_LY	Allocated Linear Total Current Space YTD Last Year	LAG(SU.ALTCS_YTD, 1) OVER HIERARCHY ("TIME".HTBSNS BY ANCESTOR AT LEVEL "TIME".HTBSNS.BSNS_YR POSITION FROM BEGINNING)
Space Utilization Cube: SU	ALTCS_YTD_LY_CHG	Allocated Linear Total Current Space YTD Last Year Change	LAG(SU.ALTCS_YTD, 1) OVER HIERARCHY ("TIME".HTBSNS BY ANCESTOR AT LEVEL "TIME".HTBSNS.BSNS_YR POSITION FROM BEGINNING)
Space Utilization Cube: SU	ALTCS_YTD_LY_PCT_ CHG	Allocated Linear Total Current Space YTD Last Year % Change	LAG_VARIANCE_PERCENT(SU.ALTCS_YTD, 1) OVER HIERARCHY ("TIME".HTBSNS BY ANCESTOR AT LEVEL "TIME".HTBSNS.BSNS_YR POSITION FROM BEGINNING)
Space Utilization Cube: SU	ASMNS_LP	Allocated Square Min Space Last Period	LAG(SU.ASMNS, 1) OVER HIERARCHY ("TIME".HTBSNS)
Space Utilization Cube: SU	ASMNS_LP_CHG	Allocated Square Min Space Last Period Change	LAG_VARIANCE(SU.ASMNS, 1) OVER HIERARCHY ("TIME".HTBSNS)
Space Utilization Cube: SU	ASMNS_LP_PCT_CHG	Allocated Square Min Space Last Period % Change	LAG_VARIANCE_PERCENT(SU.ASMNS, 1) OVER HIERARCHY ("TIME".HTBSNS)
Space Utilization Cube: SU	ASMNS_LY	Allocated Square Min Space Last Year	LAG(SU.ASMNS, 1) OVER HIERARCHY ("TIME".HTBSNS BY ANCESTOR AT LEVEL "TIME".HTBSNS.BSNS_YR POSITION FROM BEGINNING)
Space Utilization Cube: SU	ASMNS_LY_CHG	Allocated Square Min Space Last Year Change	LAG_VARIANCE(SU.ASMNS, 1) OVER HIERARCHY ("TIME".HTBSNS BY ANCESTOR AT LEVEL "TIME".HTBSNS.BSNS_YR POSITION FROM BEGINNING)

Cube Name	Physical Name	Logical Name	Expression / Calculation
Space Utilization Cube: SU	ASMNS_LY_PCT_CHG	Allocated Square Min Space Last Year % Change	LAG_VARIANCE_PERCENT(SU.ASMNS, 1) OVER HIERARCHY ("TIME".HTBSNS BY ANCESTOR AT LEVEL "TIME".HTBSNS.BSNS_YR POSITION FROM BEGINNING)
Space Utilization Cube: SU	ASMNS_YTD	Allocated Square Min Space YTD	SUM(SU.ASMNS) OVER HIERARCHY ("TIME".HTBSNS BETWEEN UNBOUNDED PRECEDING AND CURRENT MEMBER WITHIN ANCESTOR AT LEVEL "TIME".BSNS_YR)
Space Utilization Cube: SU	ASMNS_YTD_LY	Allocated Square Min Space YTD Last Year	LAG(SU.ASMNS_YTD, 1) OVER HIERARCHY ("TIME".HTBSNS BY ANCESTOR AT LEVEL "TIME".HTBSNS.BSNS_YR POSITION FROM BEGINNING)
Space Utilization Cube: SU	ASMNS_YTD_LY_CHG	Allocated Square Min Space YTD Last Year Change	LAG(SU.ASMNS_YTD, 1) OVER HIERARCHY ("TIME".HTBSNS BY ANCESTOR AT LEVEL "TIME".HTBSNS.BSNS_YR POSITION FROM BEGINNING)
Space Utilization Cube: SU	ASMNS_YTD_LY_PCT_ CHG	Allocated Square Min Space YTD Last Year % Change	LAG_VARIANCE_PERCENT(SU.ASMNS_YTD, 1) OVER HIERARCHY ("TIME".HTBSNS BY ANCESTOR AT LEVEL "TIME".HTBSNS.BSNS_YR POSITION FROM BEGINNING)
Space Utilization Cube: SU	ASMXS_LP	Allocated Square Max Space Last Period	LAG(SU.ASMXS, 1) OVER HIERARCHY ("TIME".HTBSNS)
Space Utilization Cube: SU	ASMXS_LP_CHG	Allocated Square Max Space Last Period Change	LAG_VARIANCE(SU.ASMXS, 1) OVER HIERARCHY ("TIME".HTBSNS)
Space Utilization Cube: SU	ASMXS_LP_PCT_CHG	Allocated Square Max Space Last Period % Change	LAG_VARIANCE_PERCENT(SU.ASMXS, 1) OVER HIERARCHY ("TIME".HTBSNS)
Space Utilization Cube: SU	ASMXS_LY	Allocated Square Max Space Last Year	LAG(SU.ASMXS, 1) OVER HIERARCHY ("TIME".HTBSNS BY ANCESTOR AT LEVEL "TIME".HTBSNS.BSNS_YR POSITION FROM BEGINNING)
Space Utilization Cube: SU	ASMXS_LY_CHG	Allocated Square Max Space Last Year Change	LAG_VARIANCE(SU.ASMXS, 1) OVER HIERARCHY ("TIME".HTBSNS BY ANCESTOR AT LEVEL "TIME".HTBSNS.BSNS_YR POSITION FROM BEGINNING)
Space Utilization Cube: SU	ASMXS_LY_PCT_CHG	Allocated Square Max Space Last Year % Change	LAG_VARIANCE_PERCENT(SU.ASMXS, 1) OVER HIERARCHY ("TIME".HTBSNS BY ANCESTOR AT LEVEL "TIME".HTBSNS.BSNS_YR POSITION FROM BEGINNING)
Space Utilization Cube: SU	ASMXS_YTD	Allocated Square Max Space YTD	SUM(SU.ASMXS) OVER HIERARCHY ("TIME".HTBSNS BETWEEN UNBOUNDED PRECEDING AND CURRENT MEMBER WITHIN ANCESTOR AT LEVEL "TIME".BSNS_YR)
Space Utilization Cube: SU	ASMXS_YTD_LY	Allocated Square Max Space YTD Last Year	LAG(SU.ASMXS_YTD, 1) OVER HIERARCHY ("TIME".HTBSNS BY ANCESTOR AT LEVEL "TIME".HTBSNS.BSNS_YR POSITION FROM BEGINNING)
Space Utilization Cube: SU	ASMXS_YTD_LY_CHG	Allocated Square Max Space YTD Last Year Change	LAG(SU.ASMXS_YTD, 1) OVER HIERARCHY ("TIME".HTBSNS BY ANCESTOR AT LEVEL "TIME".HTBSNS.BSNS_YR POSITION FROM BEGINNING)
Space Utilization Cube: SU	ASMXS_YTD_LY_PCT_ CHG	Allocated Square Max Space YTD Last Year % Change	LAG_VARIANCE_PERCENT(SU.ASMXS_YTD, 1) OVER HIERARCHY ("TIME".HTBSNS BY ANCESTOR AT LEVEL "TIME".HTBSNS.BSNS_YR POSITION FROM BEGINNING)
Space Utilization Cube: SU	ASTCS_LP	Allocated Square Total Current Space Last Period	LAG(SU.ASTCS, 1) OVER HIERARCHY ("TIME".HTBSNS)
Space Utilization Cube: SU	ASTCS_LP_CHG	Allocated Square Total Current Space Last Period Change	LAG_VARIANCE(SU.ASTCS, 1) OVER HIERARCHY ("TIME".HTBSNS)
Space Utilization Cube: SU	ASTCS_LP_PCT_CHG	Allocated Square Total Current Space Last Period % Change	LAG_VARIANCE_PERCENT(SU.ASTCS, 1) OVER HIERARCHY ("TIME".HTBSNS)
Space Utilization Cube: SU	ASTCS_LY	Allocated Square Total Current Space Last Year	LAG(SU.ASTCS, 1) OVER HIERARCHY ("TIME".HTBSNS BY ANCESTOR AT LEVEL "TIME".HTBSNS.BSNS_YR POSITION FROM BEGINNING)

Cube Name	Physical Name	Logical Name	Expression / Calculation
Space Utilization Cube: SU	ASTCS_LY_CHG	Allocated Square Total Current Space Last Year Change	LAG_VARIANCE(SU.ASTCS, 1) OVER HIERARCHY ("TIME".HTBSNS BY ANCESTOR AT LEVEL "TIME".HTBSNS.BSNS_YR POSITION FROM BEGINNING)
Space Utilization Cube: SU	ASTCS_LY_PCT_CHG	Allocated Square Total Current Space Last Year % Change	LAG_VARIANCE_PERCENT(SU.ASTCS, 1) OVER HIERARCHY ("TIME".HTBSNS BY ANCESTOR AT LEVEL "TIME".HTBSNS.BSNS_YR POSITION FROM BEGINNING)
Space Utilization Cube: SU	ASTCS_YTD	Allocated Square Total Current Space YTD	SUM(SU.ASTCS) OVER HIERARCHY ("TIME".HTBSNS BETWEEN UNBOUNDED PRECEDING AND CURRENT MEMBER WITHIN ANCESTOR AT LEVEL "TIME".BSNS_YR)
Space Utilization Cube: SU	ASTCS_YTD_LY	Allocated Square Total Current Space YTD Last Year	LAG(SU.ASTCS_YTD, 1) OVER HIERARCHY ("TIME".HTBSNS BY ANCESTOR AT LEVEL "TIME".HTBSNS.BSNS_YR POSITION FROM BEGINNING)
Space Utilization Cube: SU	ASTCS_YTD_LY_CHG	Allocated Square Total Current Space YTD Last Year Change	LAG(SU.ASTCS_YTD, 1) OVER HIERARCHY ("TIME".HTBSNS BY ANCESTOR AT LEVEL "TIME".HTBSNS.BSNS_YR POSITION FROM BEGINNING)
Space Utilization Cube: SU	ASTCS_YTD_LY_PCT_ CHG	Allocated Square Total Current Space YTD Last Year % Change	LAG_VARIANCE_PERCENT(SU.ASTCS_YTD, 1) OVER HIERARCHY ("TIME".HTBSNS BY ANCESTOR AT LEVEL "TIME".HTBSNS.BSNS_YR POSITION FROM BEGINNING)
Space Utilization Cube: SU	ATFC_LP	Allocated Total Facings Count Last Period	LAG(SU.ATFC, 1) OVER HIERARCHY ("TIME".HTBSNS)
Space Utilization Cube: SU	ATFC_LP_CHG	Allocated Total Facings Count Last Period Change	LAG_VARIANCE(SU.ATFC, 1) OVER HIERARCHY ("TIME".HTBSNS)
Space Utilization Cube: SU	ATFC_LP_PCT_CHG	Allocated Total Facings Count Last Period % Change	LAG_VARIANCE_PERCENT(SU.ATFC, 1) OVER HIERARCHY ("TIME".HTBSNS)
Space Utilization Cube: SU	ATFC_LY	Allocated Total Facings Count Last Year	LAG(SU.ATFC, 1) OVER HIERARCHY ("TIME".HTBSNS BY ANCESTOR AT LEVEL "TIME".HTBSNS.BSNS_YR POSITION FROM BEGINNING)
Space Utilization Cube: SU	ATFC_LY_CHG	Allocated Total Facings Count Last Year Change	LAG_VARIANCE(SU.ATFC, 1) OVER HIERARCHY ("TIME".HTBSNS BY ANCESTOR AT LEVEL "TIME".HTBSNS.BSNS_YR POSITION FROM BEGINNING)
Space Utilization Cube: SU	ATFC_LY_PCT_CHG	Allocated Total Facings Count Last Year % Change	LAG_VARIANCE_PERCENT(SU.ATFC, 1) OVER HIERARCHY ("TIME".HTBSNS BY ANCESTOR AT LEVEL "TIME".HTBSNS.BSNS_YR POSITION FROM BEGINNING)
Space Utilization Cube: SU	ATFC_YTD	Allocated Total Facings Count YTD	SUM(SU.ATFC) OVER HIERARCHY ("TIME".HTBSNS BETWEEN UNBOUNDED PRECEDING AND CURRENT MEMBER WITHIN ANCESTOR AT LEVEL "TIME".BSNS_YR)
Space Utilization Cube: SU	ATFC_YTD_LY	Allocated Total Facings Count YTD Last Year	LAG(SU.ATFC_YTD, 1) OVER HIERARCHY ("TIME".HTBSNS BY ANCESTOR AT LEVEL "TIME".HTBSNS.BSNS_YR POSITION FROM BEGINNING)
Space Utilization Cube: SU	ATFC_YTD_LY_CHG	Allocated Total Facings Count YTD Last Year Change	LAG(SU.ATFC_YTD, 1) OVER HIERARCHY ("TIME".HTBSNS BY ANCESTOR AT LEVEL "TIME".HTBSNS.BSNS_YR POSITION FROM BEGINNING)
Space Utilization Cube: SU	ATFC_YTD_LY_PCT_ CHG	Allocated Total Facings Count YTD Last Year % Change	LAG_VARIANCE_PERCENT(SU.ATFC_YTD, 1) OVER HIERARCHY ("TIME".HTBSNS BY ANCESTOR AT LEVEL "TIME".HTBSNS.BSNS_YR POSITION FROM BEGINNING)
Space Utilization Cube: SU	CHAI_LP	Cost Of Handling Inventory Last Period	LAG(SU.CHAJ, 1) OVER HIERARCHY ("TIME".HTBSNS)
Space Utilization Cube: SU	CHAI_LP_CHG	Cost Of Handling Inventory Last Period Change	LAG_VARIANCE(SU.CHAJ, 1) OVER HIERARCHY ("TIME".HTBSNS)
Space Utilization Cube: SU	CHAI_LP_PCT_CHG	Cost Of Handling Inventory Last Period % Change	LAG_VARIANCE_PERCENT(SU.CHAJ, 1) OVER HIERARCHY ("TIME".HTBSNS)

Cube Name	Physical Name	Logical Name	Expression / Calculation
Space Utilization Cube: SU	CHAI_LY	Cost Of Handling Inventory Last Year	LAG(SU.CHA1, 1) OVER HIERARCHY ("TIME".HTBSNS BY ANCESTOR AT LEVEL "TIME".HTBSNS.BSNS_YR POSITION FROM BEGINNING)
Space Utilization Cube: SU	CHAI_LY_CHG	Cost Of Handling Inventory Last Year Change	LAG_VARIANCE(SU.CHA1, 1) OVER HIERARCHY ("TIME".HTBSNS BY ANCESTOR AT LEVEL "TIME".HTBSNS.BSNS_YR POSITION FROM BEGINNING)
Space Utilization Cube: SU	CHAI_LY_PCT_CHG	Cost Of Handling Inventory Last Year % Change	LAG_VARIANCE_PERCENT(SU.CHA1, 1) OVER HIERARCHY ("TIME".HTBSNS BY ANCESTOR AT LEVEL "TIME".HTBSNS.BSNS_YR POSITION FROM BEGINNING)
Space Utilization Cube: SU	CHAI_YTD	Cost Of Handling Inventory YTD	SUM(SU.CHA1) OVER HIERARCHY ("TIME".HTBSNS BETWEEN UNBOUNDED PRECEDING AND CURRENT MEMBER WITHIN ANCESTOR AT LEVEL "TIME".BSNS_YR)
Space Utilization Cube: SU	CHAI_YTD_LY	Cost Of Handling Inventory YTD Last Year	LAG(SU.CHA1_YTD, 1) OVER HIERARCHY ("TIME".HTBSNS BY ANCESTOR AT LEVEL "TIME".HTBSNS.BSNS_YR POSITION FROM BEGINNING)
Space Utilization Cube: SU	CHAI_YTD_LY_CHG	Cost Of Handling Inventory YTD Last Year Change	LAG(SU.CHA1_YTD, 1) OVER HIERARCHY ("TIME".HTBSNS BY ANCESTOR AT LEVEL "TIME".HTBSNS.BSNS_YR POSITION FROM BEGINNING)
Space Utilization Cube: SU	CHAI_YTD_LY_PCT_ CHG	Cost Of Handling Inventory YTD Last Year % Change	LAG_VARIANCE_PERCENT(SU.CHA1_YTD, 1) OVER HIERARCHY ("TIME".HTBSNS BY ANCESTOR AT LEVEL "TIME".HTBSNS.BSNS_YR POSITION FROM BEGINNING)
Space Utilization Cube: SU	COII_LP	Cost Of Insuring Inventory Last Period	LAG(SU.COII, 1) OVER HIERARCHY ("TIME".HTBSNS)
Space Utilization Cube: SU	COII_LP_CHG	Cost Of Insuring Inventory Last Period Change	LAG_VARIANCE(SU.COII, 1) OVER HIERARCHY ("TIME".HTBSNS)
Space Utilization Cube: SU	COII_LP_PCT_CHG	Cost Of Insuring Inventory Last Period % Change	LAG_VARIANCE_PERCENT(SU.COII, 1) OVER HIERARCHY ("TIME".HTBSNS)
Space Utilization Cube: SU	COII_LY	Cost Of Insuring Inventory Last Year	LAG(SU.COII, 1) OVER HIERARCHY ("TIME".HTBSNS BY ANCESTOR AT LEVEL "TIME".HTBSNS.BSNS_YR POSITION FROM BEGINNING)
Space Utilization Cube: SU	COII_LY_CHG	Cost Of Insuring Inventory Last Year Change	LAG_VARIANCE(SU.COII, 1) OVER HIERARCHY ("TIME".HTBSNS BY ANCESTOR AT LEVEL "TIME".HTBSNS.BSNS_YR POSITION FROM BEGINNING)
Space Utilization Cube: SU	COII_LY_PCT_CHG	Cost Of Insuring Inventory Last Year % Change	LAG_VARIANCE_PERCENT(SU.COII, 1) OVER HIERARCHY ("TIME".HTBSNS BY ANCESTOR AT LEVEL "TIME".HTBSNS.BSNS_YR POSITION FROM BEGINNING)
Space Utilization Cube: SU	COII_YTD	Cost Of Insuring Inventory YTD	SUM(SU.COII) OVER HIERARCHY ("TIME".HTBSNS BETWEEN UNBOUNDED PRECEDING AND CURRENT MEMBER WITHIN ANCESTOR AT LEVEL "TIME".BSNS_YR)
Space Utilization Cube: SU	COII_YTD_LY	Cost Of Insuring Inventory YTD Last Year	LAG(SU.COII_YTD, 1) OVER HIERARCHY ("TIME".HTBSNS BY ANCESTOR AT LEVEL "TIME".HTBSNS.BSNS_YR POSITION FROM BEGINNING)
Space Utilization Cube: SU	COII_YTD_LY_CHG	Cost Of Insuring Inventory YTD Last Year Change	LAG(SU.COII_YTD, 1) OVER HIERARCHY ("TIME".HTBSNS BY ANCESTOR AT LEVEL "TIME".HTBSNS.BSNS_YR POSITION FROM BEGINNING)
Space Utilization Cube: SU	COII_YTD_LY_PCT_ CHG	Cost Of Insuring Inventory YTD Last Year % Change	LAG_VARIANCE_PERCENT(SU.COII_YTD, 1) OVER HIERARCHY ("TIME".HTBSNS BY ANCESTOR AT LEVEL "TIME".HTBSNS.BSNS_YR POSITION FROM BEGINNING)
Space Utilization Cube: SU	CSUFS_LP	Cost Space Used For Storage Last Period	LAG(SU.CSUFS, 1) OVER HIERARCHY ("TIME".HTBSNS)
Space Utilization Cube: SU	CSUFS_LP_CHG	Cost Space Used For Storage Last Period Change	LAG_VARIANCE(SU.CSUFS, 1) OVER HIERARCHY ("TIME".HTBSNS)

Cube Name	Physical Name	Logical Name	Expression / Calculation
Space Utilization Cube: SU	CSUFS_LP_PCT_CHG	Cost Space Used For Storage Last Period % Change	LAG_VARIANCE_PERCENT(SU.CSUFS, 1) OVER HIERARCHY ("TIME".HTBSNS)
Space Utilization Cube: SU	CSUFS_LY	Cost Space Used For Storage Last Year	LAG(SU.CSUFS, 1) OVER HIERARCHY ("TIME".HTBSNS BY ANCESTOR AT LEVEL "TIME".HTBSNS.BSNS_YR POSITION FROM BEGINNING)
Space Utilization Cube: SU	CSUFS_LY_CHG	Cost Space Used For Storage Last Year Change	LAG_VARIANCE(SU.CSUFS, 1) OVER HIERARCHY ("TIME".HTBSNS BY ANCESTOR AT LEVEL "TIME".HTBSNS.BSNS_YR POSITION FROM BEGINNING)
Space Utilization Cube: SU	CSUFS_LY_PCT_CHG	Cost Space Used For Storage Last Year % Change	LAG_VARIANCE_PERCENT(SU.CSUFS, 1) OVER HIERARCHY ("TIME".HTBSNS BY ANCESTOR AT LEVEL "TIME".HTBSNS.BSNS_YR POSITION FROM BEGINNING)
Space Utilization Cube: SU	CSUFS_YTD	Cost Space Used For Storage YTD	SUM(SU.CSUFS) OVER HIERARCHY ("TIME".HTBSNS BETWEEN UNBOUNDED PRECEDING AND CURRENT MEMBER WITHIN ANCESTOR AT LEVEL "TIME".BSNS_YR)
Space Utilization Cube: SU	CSUFS_YTD_LY	Cost Space Used For Storage YTD Last Year	LAG(SU.CSUFS_YTD, 1) OVER HIERARCHY ("TIME".HTBSNS BY ANCESTOR AT LEVEL "TIME".HTBSNS.BSNS_YR POSITION FROM BEGINNING)
Space Utilization Cube: SU	CSUFS_YTD_LY_CHG	Cost Space Used For Storage YTD Last Year Change	LAG(SU.CSUFS_YTD, 1) OVER HIERARCHY ("TIME".HTBSNS BY ANCESTOR AT LEVEL "TIME".HTBSNS.BSNS_YR POSITION FROM BEGINNING)
Space Utilization Cube: SU	CSUFS_YTD_LY_PCT_ CHG	Cost Space Used For Storage YTD Last Year % Change	LAG_VARIANCE_PERCENT(SU.CSUFS_YTD, 1) OVER HIERARCHY ("TIME".HTBSNS BY ANCESTOR AT LEVEL "TIME".HTBSNS.BSNS_YR POSITION FROM BEGINNING)
Space Utilization Cube: SU	DA_LP	Discount Amount Last Period	LAG(SU.DA, 1) OVER HIERARCHY ("TIME".HTBSNS)
Space Utilization Cube: SU	DA_LP_CHG	Discount Amount Last Period Change	LAG_VARIANCE(SU.DA, 1) OVER HIERARCHY ("TIME".HTBSNS)
Space Utilization Cube: SU	DA_LP_PCT_CHG	Discount Amount Last Period % Change	LAG_VARIANCE_PERCENT(SU.DA, 1) OVER HIERARCHY ("TIME".HTBSNS)
Space Utilization Cube: SU	DA_LY	Discount Amount Last Year	LAG(SU.DA, 1) OVER HIERARCHY ("TIME".HTBSNS BY ANCESTOR AT LEVEL "TIME".HTBSNS.BSNS_YR POSITION FROM BEGINNING)
Space Utilization Cube: SU	DA_LY_CHG	Discount Amount Last Year Change	LAG_VARIANCE(SU.DA, 1) OVER HIERARCHY ("TIME".HTBSNS BY ANCESTOR AT LEVEL "TIME".HTBSNS.BSNS_YR POSITION FROM BEGINNING)
Space Utilization Cube: SU	DA_LY_PCT_CHG	Discount Amount Last Year % Change	LAG_VARIANCE_PERCENT(SU.DA, 1) OVER HIERARCHY ("TIME".HTBSNS BY ANCESTOR AT LEVEL "TIME".HTBSNS.BSNS_YR POSITION FROM BEGINNING)
Space Utilization Cube: SU	DA_YTD	Discount Amount YTD	SUM(SU.DA) OVER HIERARCHY ("TIME".HTBSNS BETWEEN UNBOUNDED PRECEDING AND CURRENT MEMBER WITHIN ANCESTOR AT LEVEL "TIME".BSNS_YR)
Space Utilization Cube: SU	DA_YTD_LY	Discount Amount YTD Last Year	LAG(SU.DA_YTD, 1) OVER HIERARCHY ("TIME".HTBSNS BY ANCESTOR AT LEVEL "TIME".HTBSNS.BSNS_YR POSITION FROM BEGINNING)
Space Utilization Cube: SU	DA_YTD_LY_CHG	Discount Amount YTD Last Year Change	LAG(SU.DA_YTD, 1) OVER HIERARCHY ("TIME".HTBSNS BY ANCESTOR AT LEVEL "TIME".HTBSNS.BSNS_YR POSITION FROM BEGINNING)
Space Utilization Cube: SU	DA_YTD_LY_PCT_ CHG	Discount Amount YTD Last Year % Change	LAG_VARIANCE_PERCENT(SU.DA_YTD, 1) OVER HIERARCHY ("TIME".HTBSNS BY ANCESTOR AT LEVEL "TIME".HTBSNS.BSNS_YR POSITION FROM BEGINNING)
Space Utilization Cube: SU	ICA_LP	Item Cost Amount Last Period	LAG(SU.ICA, 1) OVER HIERARCHY ("TIME".HTBSNS)
Space Utilization Cube: SU	ICA_LP_CHG	Item Cost Amount Last Period Change	LAG_VARIANCE(SU.ICA, 1) OVER HIERARCHY ("TIME".HTBSNS)

Cube Name	Physical Name	Logical Name	Expression / Calculation
Space Utilization Cube: SU	ICA_LP_PCT_CHG	Item Cost Amount Last Period % Change	LAG_VARIANCE_PERCENT(SU.ICA, 1) OVER HIERARCHY ("TIME".HTBSNS)
Space Utilization Cube: SU	ICA_LY	Item Cost Amount Last Year	LAG(SU.ICA, 1) OVER HIERARCHY ("TIME".HTBSNS BY ANCESTOR AT LEVEL "TIME".HTBSNS.BSNS_YR POSITION FROM BEGINNING)
Space Utilization Cube: SU	ICA_LY_CHG	Item Cost Amount Last Year Change	LAG_VARIANCE(SU.ICA, 1) OVER HIERARCHY ("TIME".HTBSNS BY ANCESTOR AT LEVEL "TIME".HTBSNS.BSNS_YR POSITION FROM BEGINNING)
Space Utilization Cube: SU	ICA_LY_PCT_CHG	Item Cost Amount Last Year % Change	LAG_VARIANCE_PERCENT(SU.ICA, 1) OVER HIERARCHY ("TIME".HTBSNS BY ANCESTOR AT LEVEL "TIME".HTBSNS.BSNS_YR POSITION FROM BEGINNING)
Space Utilization Cube: SU	ICA_YTD	Item Cost Amount YTD	SUM(SU.ICA) OVER HIERARCHY ("TIME".HTBSNS BETWEEN UNBOUNDED PRECEDING AND CURRENT MEMBER WITHIN ANCESTOR AT LEVEL "TIME".BSNS_YR)
Space Utilization Cube: SU	ICA_YTD_LY	Item Cost Amount YTD Last Year	LAG(SU.ICA_YTD, 1) OVER HIERARCHY ("TIME".HTBSNS BY ANCESTOR AT LEVEL "TIME".HTBSNS.BSNS_YR POSITION FROM BEGINNING)
Space Utilization Cube: SU	ICA_YTD_LY_CHG	Item Cost Amount YTD Last Year Change	LAG(SU.ICA_YTD, 1) OVER HIERARCHY ("TIME".HTBSNS BY ANCESTOR AT LEVEL "TIME".HTBSNS.BSNS_YR POSITION FROM BEGINNING)
Space Utilization Cube: SU	ICA_YTD_LY_PCT_ CHG	Item Cost Amount YTD Last Year % Change	LAG_VARIANCE_PERCENT(SU.ICA_YTD, 1) OVER HIERARCHY ("TIME".HTBSNS BY ANCESTOR AT LEVEL "TIME".HTBSNS.BSNS_YR POSITION FROM BEGINNING)
Space Utilization Cube: SU	IIC_LP	Item Inventory Cost Last Period	LAG(SU.IIC, 1) OVER HIERARCHY ("TIME".HTBSNS)
Space Utilization Cube: SU	IIC_LP_CHG	Item Inventory Cost Last Period Change	LAG_VARIANCE(SU.IIC, 1) OVER HIERARCHY ("TIME".HTBSNS)
Space Utilization Cube: SU	IIC_LP_PCT_CHG	Item Inventory Cost Last Period % Change	LAG_VARIANCE_PERCENT(SU.IIC, 1) OVER HIERARCHY ("TIME".HTBSNS)
Space Utilization Cube: SU	IIC_LY	Item Inventory Cost Last Year	LAG(SU.IIC, 1) OVER HIERARCHY ("TIME".HTBSNS BY ANCESTOR AT LEVEL "TIME".HTBSNS.BSNS_YR POSITION FROM BEGINNING)
Space Utilization Cube: SU	IIC_LY_CHG	Item Inventory Cost Last Year Change	LAG_VARIANCE(SU.IIC, 1) OVER HIERARCHY ("TIME".HTBSNS BY ANCESTOR AT LEVEL "TIME".HTBSNS.BSNS_YR POSITION FROM BEGINNING)
Space Utilization Cube: SU	IIC_LY_PCT_CHG	Item Inventory Cost Last Year % Change	LAG_VARIANCE_PERCENT(SU.IIC, 1) OVER HIERARCHY ("TIME".HTBSNS BY ANCESTOR AT LEVEL "TIME".HTBSNS.BSNS_YR POSITION FROM BEGINNING)
Space Utilization Cube: SU	IIC_YTD	Item Inventory Cost YTD	SUM(SU.IIC) OVER HIERARCHY ("TIME".HTBSNS BETWEEN UNBOUNDED PRECEDING AND CURRENT MEMBER WITHIN ANCESTOR AT LEVEL "TIME".BSNS_YR)
Space Utilization Cube: SU	IIC_YTD_LY	Item Inventory Cost YTD Last Year	LAG(SU.IIC_YTD, 1) OVER HIERARCHY ("TIME".HTBSNS BY ANCESTOR AT LEVEL "TIME".HTBSNS.BSNS_YR POSITION FROM BEGINNING)
Space Utilization Cube: SU	IIC_YTD_LY_CHG	Item Inventory Cost YTD Last Year Change	LAG(SU.IIC_YTD, 1) OVER HIERARCHY ("TIME".HTBSNS BY ANCESTOR AT LEVEL "TIME".HTBSNS.BSNS_YR POSITION FROM BEGINNING)
Space Utilization Cube: SU	IIC_YTD_LY_PCT_CHG	Item Inventory Cost YTD Last Year % Change	LAG_VARIANCE_PERCENT(SU.IIC_YTD, 1) OVER HIERARCHY ("TIME".HTBSNS BY ANCESTOR AT LEVEL "TIME".HTBSNS.BSNS_YR POSITION FROM BEGINNING)
Space Utilization Cube: SU	IOOI_LP	Interest Owed On Investment Last Period	LAG(SU.IOOI, 1) OVER HIERARCHY ("TIME".HTBSNS)
Space Utilization Cube: SU	IOOI_LP_CHG	Interest Owed On Investment Last Period Change	LAG_VARIANCE(SU.IOOI, 1) OVER HIERARCHY ("TIME".HTBSNS)

Cube Name	Physical Name	Logical Name	Expression / Calculation
Space Utilization Cube: SU	IOOI_LP_PCT_CHG	Interest Owed On Investment Last Period % Change	LAG_VARIANCE_PERCENT(SU.IOOI, 1) OVER HIERARCHY ("TIME".HTBSNS)
Space Utilization Cube: SU	IOOI_LY	Interest Owed On Investment Last Year	LAG(SU.IOOI, 1) OVER HIERARCHY ("TIME".HTBSNS BY ANCESTOR AT LEVEL "TIME".HTBSNS.BSNS_YR POSITION FROM BEGINNING)
Space Utilization Cube: SU	IOOI_LY_CHG	Interest Owed On Investment Last Year Change	LAG_VARIANCE(SU.IOOI, 1) OVER HIERARCHY ("TIME".HTBSNS BY ANCESTOR AT LEVEL "TIME".HTBSNS.BSNS_YR POSITION FROM BEGINNING)
Space Utilization Cube: SU	IOOI_LY_PCT_CHG	Interest Owed On Investment Last Year % Change	LAG_VARIANCE_PERCENT(SU.IOOI, 1) OVER HIERARCHY ("TIME".HTBSNS BY ANCESTOR AT LEVEL "TIME".HTBSNS.BSNS_YR POSITION FROM BEGINNING)
Space Utilization Cube: SU	IOOI_YTD	Interest Owed On Investment YTD	SUM(SU.IOOI) OVER HIERARCHY ("TIME".HTBSNS BETWEEN UNBOUNDED PRECEDING AND CURRENT MEMBER WITHIN ANCESTOR AT LEVEL "TIME".BSNS_YR)
Space Utilization Cube: SU	IOOI_YTD_LY	Interest Owed On Investment YTD Last Year	LAG(SU.IOOI_YTD, 1) OVER HIERARCHY ("TIME".HTBSNS BY ANCESTOR AT LEVEL "TIME".HTBSNS.BSNS_YR POSITION FROM BEGINNING)
Space Utilization Cube: SU	IOOI_YTD_LY_CHG	Interest Owed On Investment YTD Last Year Change	LAG(SU.IOOI_YTD, 1) OVER HIERARCHY ("TIME".HTBSNS BY ANCESTOR AT LEVEL "TIME".HTBSNS.BSNS_YR POSITION FROM BEGINNING)
Space Utilization Cube: SU	IOOI_YTD_LY_PCT_ CHG	Interest Owed On Investment YTD Last Year % Change	LAG_VARIANCE_PERCENT(SU.IOOI_YTD, 1) OVER HIERARCHY ("TIME".HTBSNS BY ANCESTOR AT LEVEL "TIME".HTBSNS.BSNS_YR POSITION FROM BEGINNING)
Space Utilization Cube: SU	NA_LP	Net Amount Last Period	LAG(SU.NA, 1) OVER HIERARCHY ("TIME".HTBSNS)
Space Utilization Cube: SU	NA_LP_CHG	Net Amount Last Period Change	LAG_VARIANCE(SU.NA, 1) OVER HIERARCHY ("TIME".HTBSNS)
Space Utilization Cube: SU	NA_LP_PCT_CHG	Net Amount Last Period % Change	LAG_VARIANCE_PERCENT(SU.NA, 1) OVER HIERARCHY ("TIME".HTBSNS)
Space Utilization Cube: SU	NA_LY	Net Amount Last Year	LAG(SU.NA, 1) OVER HIERARCHY ("TIME".HTBSNS BY ANCESTOR AT LEVEL "TIME".HTBSNS.BSNS_YR POSITION FROM BEGINNING)
Space Utilization Cube: SU	NA_LY_CHG	Net Amount Last Year Change	LAG_VARIANCE(SU.NA, 1) OVER HIERARCHY ("TIME".HTBSNS BY ANCESTOR AT LEVEL "TIME".HTBSNS.BSNS_YR POSITION FROM BEGINNING)
Space Utilization Cube: SU	NA_LY_PCT_CHG	Net Amount Last Year % Change	LAG_VARIANCE_PERCENT(SU.NA, 1) OVER HIERARCHY ("TIME".HTBSNS BY ANCESTOR AT LEVEL "TIME".HTBSNS.BSNS_YR POSITION FROM BEGINNING)
Space Utilization Cube: SU	NA_YTD	Net Amount YTD	SUM(SU.NA) OVER HIERARCHY ("TIME".HTBSNS BETWEEN UNBOUNDED PRECEDING AND CURRENT MEMBER WITHIN ANCESTOR AT LEVEL "TIME".BSNS_YR)
Space Utilization Cube: SU	NA_YTD_LY	Net Amount YTD Last Year	LAG(SU.NA_YTD, 1) OVER HIERARCHY ("TIME".HTBSNS BY ANCESTOR AT LEVEL "TIME".HTBSNS.BSNS_YR POSITION FROM BEGINNING)
Space Utilization Cube: SU	NA_YTD_LY_CHG	Net Amount YTD Last Year Change	LAG(SU.NA_YTD, 1) OVER HIERARCHY ("TIME".HTBSNS BY ANCESTOR AT LEVEL "TIME".HTBSNS.BSNS_YR POSITION FROM BEGINNING)
Space Utilization Cube: SU	NA_YTD_LY_PCT_ CHG	Net Amount YTD Last Year % Change	LAG_VARIANCE_PERCENT(SU.NA_YTD, 1) OVER HIERARCHY ("TIME".HTBSNS BY ANCESTOR AT LEVEL "TIME".HTBSNS.BSNS_YR POSITION FROM BEGINNING)
Space Utilization Cube: SU	PA_LP	Profit Amount Last Period	LAG(SU.PA, 1) OVER HIERARCHY ("TIME".HTBSNS)
Space Utilization Cube: SU	PA_LP_CHG	Profit Amount Last Period Change	LAG_VARIANCE(SU.PA, 1) OVER HIERARCHY ("TIME".HTBSNS)

Cube Name	Physical Name	Logical Name	Expression / Calculation
Space Utilization Cube: SU	PA_LP_PCT_CHG	Profit Amount Last Period % Change	LAG_VARIANCE_PERCENT(SU.PA, 1) OVER HIERARCHY ("TIME".HTBSNS)
Space Utilization Cube: SU	PA_LY	Profit Amount Last Year	LAG(SU.PA, 1) OVER HIERARCHY ("TIME".HTBSNS BY ANCESTOR AT LEVEL "TIME".HTBSNS.BSNS_YR POSITION FROM BEGINNING)
Space Utilization Cube: SU	PA_LY_CHG	Profit Amount Last Year Change	LAG_VARIANCE(SU.PA, 1) OVER HIERARCHY ("TIME".HTBSNS BY ANCESTOR AT LEVEL "TIME".HTBSNS.BSNS_YR POSITION FROM BEGINNING)
Space Utilization Cube: SU	PA_LY_PCT_CHG	Profit Amount Last Year % Change	LAG_VARIANCE_PERCENT(SU.PA, 1) OVER HIERARCHY ("TIME".HTBSNS BY ANCESTOR AT LEVEL "TIME".HTBSNS.BSNS_YR POSITION FROM BEGINNING)
Space Utilization Cube: SU	PA_YTD	Profit Amount YTD	SUM(SU.PA) OVER HIERARCHY ("TIME".HTBSNS BETWEEN UNBOUNDED PRECEDING AND CURRENT MEMBER WITHIN ANCESTOR AT LEVEL "TIME".BSNS_YR)
Space Utilization Cube: SU	PA_YTD_LY	Profit Amount YTD Last Year	LAG(SU.PA_YTD, 1) OVER HIERARCHY ("TIME".HTBSNS BY ANCESTOR AT LEVEL "TIME".HTBSNS.BSNS_YR POSITION FROM BEGINNING)
Space Utilization Cube: SU	PA_YTD_LY_CHG	Profit Amount YTD Last Year Change	LAG(SU.PA_YTD, 1) OVER HIERARCHY ("TIME".HTBSNS BY ANCESTOR AT LEVEL "TIME".HTBSNS.BSNS_YR POSITION FROM BEGINNING)
Space Utilization Cube: SU	PA_YTD_LY_PCT_CHG	Profit Amount YTD Last Year % Change	LAG_VARIANCE_PERCENT(SU.PA_YTD, 1) OVER HIERARCHY ("TIME".HTBSNS BY ANCESTOR AT LEVEL "TIME".HTBSNS.BSNS_YR POSITION FROM BEGINNING)
Space Utilization Cube: SU	RANK_ACMNS_ORG	Allocated Cubic Min Space Rank Organization	RANK() OVER (HIERARCHY ORGANIZATION.HORG ORDER BY SU.ACMNS DESC NULLS LAST WITHIN LEVEL)
Space Utilization Cube: SU	RANK_ACMNS_PROD	Allocated Cubic Min Space Rank Product	RANK() OVER (HIERARCHY PRODUCT.HPROD ORDER BY SU.ACMNS DESC NULLS LAST WITHIN LEVEL)
Space Utilization Cube: SU	RANK_ACMXS_ORG	Allocated Cubic Max Space Rank Organization	RANK() OVER (HIERARCHY ORGANIZATION.HORG ORDER BY SU.ACMXS DESC NULLS LAST WITHIN LEVEL)
Space Utilization Cube: SU	RANK_ACMXS_PROD	Allocated Cubic Max Space Rank Product	RANK() OVER (HIERARCHY PRODUCT.HPROD ORDER BY SU.ACMXS DESC NULLS LAST WITHIN LEVEL)
Space Utilization Cube: SU	RANK_ACTCS_ORG	Allocated Cubic Total Current Space Rank Organization	RANK() OVER (HIERARCHY ORGANIZATION.HORG ORDER BY SU.ACTCS DESC NULLS LAST WITHIN LEVEL)
Space Utilization Cube: SU	RANK_ACTCS_PROD	Allocated Cubic Total Current Space Rank Product	RANK() OVER (HIERARCHY PRODUCT.HPROD ORDER BY SU.ACTCS DESC NULLS LAST WITHIN LEVEL)
Space Utilization Cube: SU	RANK_ALMNS_ORG	Allocated Linear Minimum Space Rank Organization	RANK() OVER (HIERARCHY ORGANIZATION.HORG ORDER BY SU.ALMNS DESC NULLS LAST WITHIN LEVEL)
Space Utilization Cube: SU	RANK_ALMNS_PROD	Allocated Linear Minimum Space Rank Product	RANK() OVER (HIERARCHY PRODUCT.HPROD ORDER BY SU.ALMNS DESC NULLS LAST WITHIN LEVEL)
Space Utilization Cube: SU	RANK_ALMXS_ORG	Allocated Linear Maximum Space Rank Organization	RANK() OVER (HIERARCHY ORGANIZATION.HORG ORDER BY SU.ALMXS DESC NULLS LAST WITHIN LEVEL)
Space Utilization Cube: SU	RANK_ALMXS_PROD	Allocated Linear Maximum Space Rank Product	RANK() OVER (HIERARCHY PRODUCT.HPROD ORDER BY SU.ALMXS DESC NULLS LAST WITHIN LEVEL)
Space Utilization Cube: SU	RANK_ALTCS_ORG	Allocated Linear Total Current Space Rank Organization	RANK() OVER (HIERARCHY ORGANIZATION.HORG ORDER BY SU.ALTCS DESC NULLS LAST WITHIN LEVEL)

Cube Name	Physical Name	Logical Name	Expression / Calculation
Space Utilization Cube: SU	RANK_ALTCS_PROD	Allocated Linear Total Current Space Rank Product	RANK() OVER (HIERARCHY PRODUCT.HPROD ORDER BY SU.ALTCS DESC NULLS LAST WITHIN LEVEL)
Space Utilization Cube: SU	RANK_ASMNS_ORG	Allocated Square Min Space Rank Organization	RANK() OVER (HIERARCHY ORGANIZATION.HORG ORDER BY SU.ASMNS DESC NULLS LAST WITHIN LEVEL)
Space Utilization Cube: SU	RANK_ASMNS_PROD	Allocated Square Min Space Rank Product	RANK() OVER (HIERARCHY PRODUCT.HPROD ORDER BY SU.ASMNS DESC NULLS LAST WITHIN LEVEL)
Space Utilization Cube: SU	RANK_ASMXS_ORG	Allocated Square Max Space Rank Organization	RANK() OVER (HIERARCHY ORGANIZATION.HORG ORDER BY SU.ASMXS DESC NULLS LAST WITHIN LEVEL)
Space Utilization Cube: SU	RANK_ASMXS_PROD	Allocated Square Max Space Rank Product	RANK() OVER (HIERARCHY PRODUCT.HPROD ORDER BY SU.ASMXS DESC NULLS LAST WITHIN LEVEL)
Space Utilization Cube: SU	RANK_ASTCS_ORG	Allocated Square Total Current Space Rank Organization	RANK() OVER (HIERARCHY ORGANIZATION.HORG ORDER BY SU.ASTCS DESC NULLS LAST WITHIN LEVEL)
Space Utilization Cube: SU	RANK_ASTCS_PROD	Allocated Square Total Current Space Rank Product	RANK() OVER (HIERARCHY PRODUCT.HPROD ORDER BY SU.ASTCS DESC NULLS LAST WITHIN LEVEL)
Space Utilization Cube: SU	RANK_ATFC_ORG	Allocated Total Facings Count Rank Organization	RANK() OVER (HIERARCHY ORGANIZATION.HORG ORDER BY SU.ATFC DESC NULLS LAST WITHIN LEVEL)
Space Utilization Cube: SU	RANK_ATFC_PROD	Allocated Total Facings Count Rank Product	RANK() OVER (HIERARCHY PRODUCT.HPROD ORDER BY SU.ATFC DESC NULLS LAST WITHIN LEVEL)
Space Utilization Cube: SU	RANK_CHAI_ORG	Cost Of Handling Inventory Rank Organization	RANK() OVER (HIERARCHY ORGANIZATION.HORG ORDER BY SU.CHAJ DESC NULLS LAST WITHIN LEVEL)
Space Utilization Cube: SU	RANK_CHAI_PROD	Cost Of Handling Inventory Rank Product	RANK() OVER (HIERARCHY PRODUCT.HPROD ORDER BY SU.CHAJ DESC NULLS LAST WITHIN LEVEL)
Space Utilization Cube: SU	RANK_COII_ORG	Cost Of Insuring Inventory Rank Organization	RANK() OVER (HIERARCHY ORGANIZATION.HORG ORDER BY SU.COII DESC NULLS LAST WITHIN LEVEL)
Space Utilization Cube: SU	RANK_COII_PROD	Cost Of Insuring Inventory Rank Product	RANK() OVER (HIERARCHY PRODUCT.HPROD ORDER BY SU.COII DESC NULLS LAST WITHIN LEVEL)
Space Utilization Cube: SU	RANK_CSUFS_ORG	Cost Space Used For Storage Rank Organization	RANK() OVER (HIERARCHY ORGANIZATION.HORG ORDER BY SU.CSUFS DESC NULLS LAST WITHIN LEVEL)
Space Utilization Cube: SU	RANK_CSUFS_PROD	Cost Space Used For Storage Rank Product	RANK() OVER (HIERARCHY PRODUCT.HPROD ORDER BY SU.CSUFS DESC NULLS LAST WITHIN LEVEL)
Space Utilization Cube: SU	RANK_DA_ORG	Discount Amount Rank Organization	RANK() OVER (HIERARCHY ORGANIZATION.HORG ORDER BY SU.DA DESC NULLS LAST WITHIN LEVEL)
Space Utilization Cube: SU	RANK_DA_PROD	Discount Amount Rank Product	RANK() OVER (HIERARCHY PRODUCT.HPROD ORDER BY SU.DA DESC NULLS LAST WITHIN LEVEL)
Space Utilization Cube: SU	RANK_ICA_ORG	Item Cost Amount Rank Organization	RANK() OVER (HIERARCHY ORGANIZATION.HORG ORDER BY SU.ICA DESC NULLS LAST WITHIN LEVEL)
Space Utilization Cube: SU	RANK_ICA_PROD	Item Cost Amount Rank Product	RANK() OVER (HIERARCHY PRODUCT.HPROD ORDER BY SU.ICA DESC NULLS LAST WITHIN LEVEL)
Space Utilization Cube: SU	RANK_IIC_ORG	Item Inventory Cost Rank Organization	RANK() OVER (HIERARCHY ORGANIZATION.HORG ORDER BY SU.IIC DESC NULLS LAST WITHIN LEVEL)
Space Utilization Cube: SU	RANK_IIC_PROD	Item Inventory Cost Rank Product	RANK() OVER (HIERARCHY PRODUCT.HPROD ORDER BY SU.IIC DESC NULLS LAST WITHIN LEVEL)
Space Utilization Cube: SU	RANK_IOOI_ORG	Interest Owed On Investment Rank Organization	RANK() OVER (HIERARCHY ORGANIZATION.HORG ORDER BY SU.IOOI DESC NULLS LAST WITHIN LEVEL)

Cube Name	Physical Name	Logical Name	Expression / Calculation
Space Utilization Cube: SU	RANK_IOOI_PROD	Interest Owed On Investment Rank Product	RANK() OVER (HIERARCHY PRODUCT.HPROD ORDER BY SU.IOOI DESC NULLS LAST WITHIN LEVEL)
Space Utilization Cube: SU	RANK_NA_ORG	Net Amount Rank Organization	RANK() OVER (HIERARCHY ORGANIZATION.HORG ORDER BY SU.NA DESC NULLS LAST WITHIN LEVEL)
Space Utilization Cube: SU	RANK_NA_PROD	Net Amount Rank Product	RANK() OVER (HIERARCHY PRODUCT.HPROD ORDER BY SU.NA DESC NULLS LAST WITHIN LEVEL)
Space Utilization Cube: SU	RANK_PA_ORG	Profit Amount Rank Organization	RANK() OVER (HIERARCHY ORGANIZATION.HORG ORDER BY SU.PA DESC NULLS LAST WITHIN LEVEL)
Space Utilization Cube: SU	RANK_PA_PROD	Profit Amount Rank Product	RANK() OVER (HIERARCHY PRODUCT.HPROD ORDER BY SU.PA DESC NULLS LAST WITHIN LEVEL)
Space Utilization Cube: SU	RANK_RA_ORG	Retail Amount Rank Organization	RANK() OVER (HIERARCHY ORGANIZATION.HORG ORDER BY SU.RA DESC NULLS LAST WITHIN LEVEL)
Space Utilization Cube: SU	RANK_RA_PROD	Retail Amount Rank Product	RANK() OVER (HIERARCHY PRODUCT.HPROD ORDER BY SU.RA DESC NULLS LAST WITHIN LEVEL)
Space Utilization Cube: SU	RANK_RNA_ORG	Return Amount Rank Organization	RANK() OVER (HIERARCHY ORGANIZATION.HORG ORDER BY SU.RNA DESC NULLS LAST WITHIN LEVEL)
Space Utilization Cube: SU	RANK_RNA_PROD	Return Amount Rank Product	RANK() OVER (HIERARCHY PRODUCT.HPROD ORDER BY SU.RNA DESC NULLS LAST WITHIN LEVEL)
Space Utilization Cube: SU	RANK_SA_ORG	Sales Amount Rank Organization	RANK() OVER (HIERARCHY ORGANIZATION.HORG ORDER BY SU.SA DESC NULLS LAST WITHIN LEVEL)
Space Utilization Cube: SU	RANK_SA_PROD	Sales Amount Rank Product	RANK() OVER (HIERARCHY PRODUCT.HPROD ORDER BY SU.SA DESC NULLS LAST WITHIN LEVEL)
Space Utilization Cube: SU	RANK_TA_ORG	Tax Amount Rank Organization	RANK() OVER (HIERARCHY ORGANIZATION.HORG ORDER BY SU.TA DESC NULLS LAST WITHIN LEVEL)
Space Utilization Cube: SU	RANK_TA_PROD	Tax Amount Rank Product	RANK() OVER (HIERARCHY PRODUCT.HPROD ORDER BY SU.TA DESC NULLS LAST WITHIN LEVEL)
Space Utilization Cube: SU	RA_LP	Retail Amount Last Period	LAG(SU.RA, 1) OVER HIERARCHY ("TIME".HTBSNS)
Space Utilization Cube: SU	RA_LP_CHG	Retail Amount Last Period Change	LAG_VARIANCE(SU.RA, 1) OVER HIERARCHY ("TIME".HTBSNS)
Space Utilization Cube: SU	RA_LP_PCT_CHG	Retail Amount Last Period % Change	LAG_VARIANCE_PERCENT(SU.RA, 1) OVER HIERARCHY ("TIME".HTBSNS)
Space Utilization Cube: SU	RA_LY	Retail Amount Last Year	LAG(SU.RA, 1) OVER HIERARCHY ("TIME".HTBSNS BY ANCESTOR AT LEVEL "TIME".HTBSNS.BSNS_YR POSITION FROM BEGINNING)
Space Utilization Cube: SU	RA_LY_CHG	Retail Amount Last Year Change	LAG_VARIANCE(SU.RA, 1) OVER HIERARCHY ("TIME".HTBSNS BY ANCESTOR AT LEVEL "TIME".HTBSNS.BSNS_YR POSITION FROM BEGINNING)
Space Utilization Cube: SU	RA_LY_PCT_CHG	Retail Amount Last Year % Change	LAG_VARIANCE_PERCENT(SU.RA, 1) OVER HIERARCHY ("TIME".HTBSNS BY ANCESTOR AT LEVEL "TIME".HTBSNS.BSNS_YR POSITION FROM BEGINNING)
Space Utilization Cube: SU	RA_YTD	Retail Amount YTD	SUM(SU.RA) OVER HIERARCHY ("TIME".HTBSNS BETWEEN UNBOUNDED PRECEDING AND CURRENT MEMBER WITHIN ANCESTOR AT LEVEL "TIME".BSNS_YR)
Space Utilization Cube: SU	RA_YTD_LY	Retail Amount YTD Last Year	LAG(SU.RA_YTD, 1) OVER HIERARCHY ("TIME".HTBSNS BY ANCESTOR AT LEVEL "TIME".HTBSNS.BSNS_YR POSITION FROM BEGINNING)
Space Utilization Cube: SU	RA_YTD_LY_CHG	Retail Amount YTD Last Year Change	LAG(SU.RA_YTD, 1) OVER HIERARCHY ("TIME".HTBSNS BY ANCESTOR AT LEVEL "TIME".HTBSNS.BSNS_YR POSITION FROM BEGINNING)
Space Utilization Cube: SU	RA_YTD_LY_PCT_ CHG	Retail Amount YTD Last Year % Change	LAG_VARIANCE_PERCENT(SU.RA_YTD, 1) OVER HIERARCHY ("TIME".HTBSNS BY ANCESTOR AT LEVEL "TIME".HTBSNS.BSNS_YR POSITION FROM BEGINNING)

Cube Name	Physical Name	Logical Name	Expression / Calculation
Space Utilization Cube: SU	RNA_LP	Return Amount Last Period	LAG(SU.RNA, 1) OVER HIERARCHY ("TIME".HTBSNS)
Space Utilization Cube: SU	RNA_LP_CHG	Return Amount Last Period Change	LAG_VARIANCE(SU.RNA, 1) OVER HIERARCHY ("TIME".HTBSNS)
Space Utilization Cube: SU	RNA_LP_PCT_CHG	Return Amount Last Period % Change	LAG_VARIANCE_PERCENT(SU.RNA, 1) OVER HIERARCHY ("TIME".HTBSNS)
Space Utilization Cube: SU	RNA_LY	Return Amount Last Year	LAG(SU.RNA, 1) OVER HIERARCHY ("TIME".HTBSNS BY ANCESTOR AT LEVEL "TIME".HTBSNS.BSNS_YR POSITION FROM BEGINNING)
Space Utilization Cube: SU	RNA_LY_CHG	Return Amount Last Year Change	LAG_VARIANCE(SU.RNA, 1) OVER HIERARCHY ("TIME".HTBSNS BY ANCESTOR AT LEVEL "TIME".HTBSNS.BSNS_YR POSITION FROM BEGINNING)
Space Utilization Cube: SU	RNA_LY_PCT_CHG	Return Amount Last Year % Change	LAG_VARIANCE_PERCENT(SU.RNA, 1) OVER HIERARCHY ("TIME".HTBSNS BY ANCESTOR AT LEVEL "TIME".HTBSNS.BSNS_YR POSITION FROM BEGINNING)
Space Utilization Cube: SU	RNA_YTD	Return Amount YTD	SUM(SU.RNA) OVER HIERARCHY ("TIME".HTBSNS BETWEEN UNBOUNDED PRECEDING AND CURRENT MEMBER WITHIN ANCESTOR AT LEVEL "TIME".BSNS_YR)
Space Utilization Cube: SU	RNA_YTD_LY	Return Amount YTD Last Year	SU.RNA + SU.RNA
Space Utilization Cube: SU	RNA_YTD_LY_CHG	Return Amount YTD Last Year Change	LAG(SU.RNA_YTD, 1) OVER HIERARCHY ("TIME".HTBSNS BY ANCESTOR AT LEVEL "TIME".HTBSNS.BSNS_YR POSITION FROM BEGINNING)
Space Utilization Cube: SU	RNA_YTD_LY_PCT_ CHG	Return Amount YTD Last Year % Change	LAG_VARIANCE_PERCENT(SU.RNA_YTD, 1) OVER HIERARCHY ("TIME".HTBSNS BY ANCESTOR AT LEVEL "TIME".HTBSNS.BSNS_YR POSITION FROM BEGINNING)
Space Utilization Cube: SU	SA_LP	Sales Amount Last Period	LAG(SU.SA, 1) OVER HIERARCHY ("TIME".HTBSNS)
Space Utilization Cube: SU	SA_LP_CHG	Sales Amount Last Period Change	LAG_VARIANCE(SU.SA, 1) OVER HIERARCHY ("TIME".HTBSNS)
Space Utilization Cube: SU	SA_LP_PCT_CHG	Sales Amount Last Period % Change	LAG_VARIANCE_PERCENT(SU.SA, 1) OVER HIERARCHY ("TIME".HTBSNS)
Space Utilization Cube: SU	SA_LY	Sales Amount Last Year	LAG(SU.SA, 1) OVER HIERARCHY ("TIME".HTBSNS BY ANCESTOR AT LEVEL "TIME".HTBSNS.BSNS_YR POSITION FROM BEGINNING)
Space Utilization Cube: SU	SA_LY_CHG	Sales Amount Last Year Change	LAG_VARIANCE(SU.SA, 1) OVER HIERARCHY ("TIME".HTBSNS BY ANCESTOR AT LEVEL "TIME".HTBSNS.BSNS_YR POSITION FROM BEGINNING)
Space Utilization Cube: SU	SA_LY_PCT_CHG	Sales Amount Last Year % Change	LAG_VARIANCE_PERCENT(SU.SA, 1) OVER HIERARCHY ("TIME".HTBSNS BY ANCESTOR AT LEVEL "TIME".HTBSNS.BSNS_YR POSITION FROM BEGINNING)
Space Utilization Cube: SU	SA_YTD	Sales Amount YTD	SUM(SU.SA) OVER HIERARCHY ("TIME".HTBSNS BETWEEN UNBOUNDED PRECEDING AND CURRENT MEMBER WITHIN ANCESTOR AT LEVEL "TIME".BSNS_YR)
Space Utilization Cube: SU	SA_YTD_LY	Sales Amount YTD Last Year	LAG(SU.SA_YTD, 1) OVER HIERARCHY ("TIME".HTBSNS BY ANCESTOR AT LEVEL "TIME".HTBSNS.BSNS_YR POSITION FROM BEGINNING)
Space Utilization Cube: SU	SA_YTD_LY_CHG	Sales Amount YTD Last Year Change	LAG(SU.SA_YTD, 1) OVER HIERARCHY ("TIME".HTBSNS BY ANCESTOR AT LEVEL "TIME".HTBSNS.BSNS_YR POSITION FROM BEGINNING)
Space Utilization Cube: SU	SA_YTD_LY_PCT_ CHG	Sales Amount YTD Last Year % Change	LAG_VARIANCE_PERCENT(SU.SA_YTD, 1) OVER HIERARCHY ("TIME".HTBSNS BY ANCESTOR AT LEVEL "TIME".HTBSNS.BSNS_YR POSITION FROM BEGINNING)

Cube Name	Physical Name	Logical Name	Expression / Calculation
Space Utilization Cube: SU	SHR_ACMNS_ORG	Allocated Cubic Min Space Share Organization	SHARE(SU.ACMNS OF HIERARCHY ORGANIZATION.HORG PARENT)
Space Utilization Cube: SU	SHR_ACMNS_PROD	Allocated Cubic Min Space Share Product	SHARE(SU.ACMNS OF HIERARCHY PRODUCT.HPROD PARENT)
Space Utilization Cube: SU	SHR_ACMXS_ORG	Allocated Cubic Max Space Share Organization	SHARE(SU.ACMXS OF HIERARCHY ORGANIZATION.HORG PARENT)
Space Utilization Cube: SU	SHR_ACMXS_PROD	Allocated Cubic Max Space Share Product	SHARE(SU.ACMXS OF HIERARCHY PRODUCT.HPROD PARENT)
Space Utilization Cube: SU	SHR_ACTCS_ORG	Allocated Cubic Total Current Space Share Organization	SHARE(SU.ACTCS OF HIERARCHY ORGANIZATION.HORG PARENT)
Space Utilization Cube: SU	SHR_ACTCS_PROD	Allocated Cubic Total Current Space Share Product	SHARE(SU.ACTCS OF HIERARCHY PRODUCT.HPROD PARENT)
Space Utilization Cube: SU	SHR_ALMNS_ORG	Allocated Linear Minimum Space Share Organization	SHARE(SU.ALMNS OF HIERARCHY ORGANIZATION.HORG PARENT)
Space Utilization Cube: SU	SHR_ALMNS_PROD	Allocated Linear Minimum Space Share Product	SHARE(SU.ALMNS OF HIERARCHY PRODUCT.HPROD PARENT)
Space Utilization Cube: SU	SHR_ALMXS_ORG	Allocated Linear Maximum Space Share Organization	SHARE(SU.ALMXS OF HIERARCHY ORGANIZATION.HORG PARENT)
Space Utilization Cube: SU	SHR_ALMXS_PROD	Allocated Linear Maximum Space Share Product	SHARE(SU.ALMXS OF HIERARCHY PRODUCT.HPROD PARENT)
Space Utilization Cube: SU	SHR_ALTCS_ORG	Allocated Linear Total Current Space Share Organization	SHARE(SU.ALTCS OF HIERARCHY ORGANIZATION.HORG PARENT)
Space Utilization Cube: SU	SHR_ALTCS_PROD	Allocated Linear Total Current Space Share Product	SHARE(SU.ALTCS OF HIERARCHY PRODUCT.HPROD PARENT)
Space Utilization Cube: SU	SHR_ASMNS_ORG	Allocated Square Min Space Share Organization	SHARE(SU.ASMNS OF HIERARCHY ORGANIZATION.HORG PARENT)
Space Utilization Cube: SU	SHR_ASMNS_PROD	Allocated Square Min Space Share Product	SHARE(SU.ASMNS OF HIERARCHY PRODUCT.HPROD PARENT)
Space Utilization Cube: SU	SHR_ASMXS_ORG	Allocated Square Max Space Share Organization	SHARE(SU.ASMXS OF HIERARCHY ORGANIZATION.HORG PARENT)
Space Utilization Cube: SU	SHR_ASMXS_PROD	Allocated Square Max Space Share Product	SHARE(SU.ASMXS OF HIERARCHY PRODUCT.HPROD PARENT)
Space Utilization Cube: SU	SHR_ASTCS_ORG	Allocated Square Total Current Space Share Organization	SHARE(SU.ASTCS OF HIERARCHY ORGANIZATION.HORG PARENT)
Space Utilization Cube: SU	SHR_ASTCS_PROD	Allocated Square Total Current Space Share Product	SHARE(SU.ASTCS OF HIERARCHY PRODUCT.HPROD PARENT)
Space Utilization Cube: SU	SHR_ATFC_ORG	Allocated Total Facings Count Share Organization	SHARE(SU.ATFC OF HIERARCHY ORGANIZATION.HORG PARENT)
Space Utilization Cube: SU	SHR_ATFC_PROD	Allocated Total Facings Count Share Product	SHARE(SU.ATFC OF HIERARCHY PRODUCT.HPROD PARENT)

Cube Name	Physical Name	Logical Name	Expression / Calculation
Space Utilization Cube: SU	SHR_CHAI_ORG	Cost Of Handling Inventory Share Organization	SHARE(SU.CHAI OF HIERARCHY ORGANIZATION.HORG PARENT)
Space Utilization Cube: SU	SHR_CHAI_PROD	Cost Of Handling Inventory Share Product	SHARE(SU.CHAI OF HIERARCHY PRODUCT.HPROD PARENT)
Space Utilization Cube: SU	SHR_COIL_ORG	Cost Of Insuring Inventory Share Organization	SHARE(SU.COII OF HIERARCHY ORGANIZATION.HORG PARENT)
Space Utilization Cube: SU	SHR_COIL_PROD	Cost Of Insuring Inventory Share Product	SHARE(SU.COII OF HIERARCHY PRODUCT.HPROD PARENT)
Space Utilization Cube: SU	SHR_CSUFS_ORG	Cost Space Used For Storage Share Organization	SHARE(SU.CSUFS OF HIERARCHY ORGANIZATION.HORG PARENT)
Space Utilization Cube: SU	SHR_CSUFS_PROD	Cost Space Used For Storage Share Product	SHARE(SU.CSUFS OF HIERARCHY PRODUCT.HPROD PARENT)
Space Utilization Cube: SU	SHR_DA_ORG	Discount Amount Share Organization	SHARE(SU.DA OF HIERARCHY ORGANIZATION.HORG PARENT)
Space Utilization Cube: SU	SHR_DA_PROD	Discount Amount Share Product	SHARE(SU.DA OF HIERARCHY PRODUCT.HPROD PARENT)
Space Utilization Cube: SU	SHR_ICA_ORG	Item Cost Amount Share Organization	SHARE(SU.ICA OF HIERARCHY ORGANIZATION.HORG PARENT)
Space Utilization Cube: SU	SHR_ICA_PROD	Item Cost Amount Share Product	SHARE(SU.ICA OF HIERARCHY PRODUCT.HPROD PARENT)
Space Utilization Cube: SU	SHR_IIC_ORG	Item Inventory Cost Share Organization	SHARE(SU.IIC OF HIERARCHY ORGANIZATION.HORG PARENT)
Space Utilization Cube: SU	SHR_IIC_PROD	Item Inventory Cost Share Product	SHARE(SU.IIC OF HIERARCHY PRODUCT.HPROD PARENT)
Space Utilization Cube: SU	SHR_IOOI_ORG	Interest Owed On Investment Share Organization	SHARE(SU.IOOI OF HIERARCHY ORGANIZATION.HORG PARENT)
Space Utilization Cube: SU	SHR_IOOI_PROD	Interest Owed On Investment Share Product	SHARE(SU.IOOI OF HIERARCHY PRODUCT.HPROD PARENT)
Space Utilization Cube: SU	SHR_NA_ORG	Net Amount Share Organization	SHARE(SU.NA OF HIERARCHY ORGANIZATION.HORG PARENT)
Space Utilization Cube: SU	SHR_NA_PROD	Net Amount Share Product	SHARE(SU.NA OF HIERARCHY PRODUCT.HPROD PARENT)
Space Utilization Cube: SU	SHR_PA_ORG	Profit Amount Share Organization	SHARE(SU.PA OF HIERARCHY ORGANIZATION.HORG PARENT)
Space Utilization Cube: SU	SHR_PA_PROD	Profit Amount Share Product	SHARE(SU.PA OF HIERARCHY PRODUCT.HPROD PARENT)
Space Utilization Cube: SU	SHR_RA_ORG	Retail Amount Share Organization	SHARE(SU.RA OF HIERARCHY ORGANIZATION.HORG PARENT)
Space Utilization Cube: SU	SHR_RA_PROD	Retail Amount Share Product	SHARE(SU.RA OF HIERARCHY PRODUCT.HPROD PARENT)
Space Utilization Cube: SU	SHR_RNA_ORG	Return Amount Share Organization	SHARE(SU.RNA OF HIERARCHY ORGANIZATION.HORG PARENT)
Space Utilization Cube: SU	SHR_RNA_PROD	Return Amount Share Product	SHARE(SU.RNA OF HIERARCHY PRODUCT.HPROD PARENT)
Space Utilization Cube: SU	SHR_SA_ORG	Sales Amount Share Organization	SHARE(SU.SA OF HIERARCHY ORGANIZATION.HORG PARENT)
Space Utilization Cube: SU	SHR_SA_PROD	Sales Amount Share Product	SHARE(SU.SA OF HIERARCHY PRODUCT.HPROD PARENT)

Cube Name	Physical Name	Logical Name	Expression / Calculation
Space Utilization Cube: SU	SHR_TA_ORG	Tax Amount Share Organization	SHARE(SU.TA OF HIERARCHY ORGANIZATION.HORG PARENT)
Space Utilization Cube: SU	SHR_TA_PROD	Tax Amount Share Product	SHARE(SU.TA OF HIERARCHY PRODUCT.HPROD PARENT)
Space Utilization Cube: SU	TA_LP	Tax Amount Last Period	LAG(SU.TA, 1) OVER HIERARCHY ("TIME".HTBSNS)
Space Utilization Cube: SU	TA_LP_CHG	Tax Amount Last Period Change	LAG_VARIANCE(SU.TA, 1) OVER HIERARCHY ("TIME".HTBSNS)
Space Utilization Cube: SU	TA_LP_PCT_CHG	Tax Amount Last Period % Change	LAG_VARIANCE_PERCENT(SU.TA, 1) OVER HIERARCHY ("TIME".HTBSNS)
Space Utilization Cube: SU	TA_LY	Tax Amount Last Year	LAG(SU.TA, 1) OVER HIERARCHY ("TIME".HTBSNS BY ANCESTOR AT LEVEL "TIME".HTBSNS.BSNS_YR POSITION FROM BEGINNING)
Space Utilization Cube: SU	TA_LY_CHG	Tax Amount Last Year Change	LAG_VARIANCE(SU.TA, 1) OVER HIERARCHY ("TIME".HTBSNS BY ANCESTOR AT LEVEL "TIME".HTBSNS.BSNS_YR POSITION FROM BEGINNING)
Space Utilization Cube: SU	TA_LY_PCT_CHG	Tax Amount Last Year % Change	LAG_VARIANCE_PERCENT(SU.TA, 1) OVER HIERARCHY ("TIME".HTBSNS BY ANCESTOR AT LEVEL "TIME".HTBSNS.BSNS_YR POSITION FROM BEGINNING)
Space Utilization Cube: SU	TA_YTD	Tax Amount YTD	SUM(SU.TA) OVER HIERARCHY ("TIME".HTBSNS BETWEEN UNBOUNDED PRECEDING AND CURRENT MEMBER WITHIN ANCESTOR AT LEVEL "TIME".BSNS_YR)
Space Utilization Cube: SU	TA_YTD_LY	Tax Amount YTD Last Year	LAG(SU.TA_YTD, 1) OVER HIERARCHY ("TIME".HTBSNS BY ANCESTOR AT LEVEL "TIME".HTBSNS.BSNS_YR POSITION FROM BEGINNING)
Space Utilization Cube: SU	TA_YTD_LY_CHG	Tax Amount YTD Last Year Change	LAG(SU.TA_YTD, 1) OVER HIERARCHY ("TIME".HTBSNS BY ANCESTOR AT LEVEL "TIME".HTBSNS.BSNS_YR POSITION FROM BEGINNING)
Space Utilization Cube: SU	TA_YTD_LY_PCT_CHG	Tax Amount YTD Last Year % Change	LAG_VARIANCE_PERCENT(SU.TA_YTD, 1) OVER HIERARCHY ("TIME".HTBSNS BY ANCESTOR AT LEVEL "TIME".HTBSNS.BSNS_YR POSITION FROM BEGINNING)

Vendor Compliance Cube: VC

This Cube contains Vendor Compliance Measures.

Physical Name: VC

Dimensionality

The Vendor Compliance Cube is loaded from the relational schema at these dimension levels.

Vendor Compliance Cube Dimensions

OLAP Cube	Dimension Number	OLAP Dimension	OLAP Dimension Type
Vendor Compliance Cube: VC	1	Time: TIME	TIME
Vendor Compliance Cube: VC	2	Vendor: VENDOR	STANDARD
Vendor Compliance Cube: VC	3	Vendor Item: VENDORITEM	STANDARD
Vendor Compliance Cube: VC	4	Organization: ORGANIZATION	STANDARD

Aggregation, Load Information

Vendor Compliance Cube Aggregation, Load Information

OLAP Cube	Order	OLAP Dimension	Operator	Aggregate from Level
Vendor Compliance Cube: VC	1	Time: TIME	SUM	Default
Vendor Compliance Cube: VC	2	Vendor: VENDOR	SUM	Default
Vendor Compliance Cube: VC	3	Vendor Item: VENDORITEM	SUM	Default
Vendor Compliance Cube: VC	4	Organization: ORGANIZATION	SUM	Default

Base Measures with Description, Logical Name and Mapping Expression

Vendor Compliance Cube Base Measures

Cube Name	Physical Name	Logical Name	Mapping Expression
Vendor Compliance Cube: VC	DC	Delivery Count	DWD_VNDR_CMPLNC_ITEM_DAY.DLVRY_CNT
Vendor Compliance Cube: VC	EC	Expected Count	DWD_VNDR_CMPLNC_ITEM_DAY.EXPCTD_CNT
Vendor Compliance Cube: VC	ED	Early Days	DWD_VNDR_CMPLNC_ITEM_DAY.EARLY_DAYS
Vendor Compliance Cube: VC	EDC	Early Delivery Count	DWD_VNDR_CMPLNC_ITEM_DAY.ERLY_DLVRY_CNT
Vendor Compliance Cube: VC	EH	Early Hours	DWD_VNDR_CMPLNC_ITEM_DAY.EARLY_HRS
Vendor Compliance Cube: VC	EQ	Expected Quantity	DWD_VNDR_CMPLNC_ITEM_DAY.EXPCTD_QTY
Vendor Compliance Cube: VC	LD	Late Days	DWD_VNDR_CMPLNC_ITEM_DAY.LATE_DAYS
Vendor Compliance Cube: VC	LDC	Late Delivery Count	DWD_VNDR_CMPLNC_ITEM_DAY.LATE_DLVRY_CNT
Vendor Compliance Cube: VC	LH	Late Hours	DWD_VNDR_CMPLNC_ITEM_DAY.LATE_HRS
Vendor Compliance Cube: VC	MC	Mismatch Count	DWD_VNDR_CMPLNC_ITEM_DAY.MSMTCHD_CNT
Vendor Compliance Cube: VC	MQ	Mismatch Quantity	DWD_VNDR_CMPLNC_ITEM_DAY.MSMTCHD_QTY
Vendor Compliance Cube: VC	OC	Order Count	DWD_VNDR_CMPLNC_ITEM_DAY.ORDER_CNT
Vendor Compliance Cube: VC	OQ	Order Quantity	DWD_VNDR_CMPLNC_ITEM_DAY.ORDER_QTY
Vendor Compliance Cube: VC	OTC	Ontime Count	DWD_VNDR_CMPLNC_ITEM_DAY.ONTIME_CNT
Vendor Compliance Cube: VC	OVC	Over Count	DWD_VNDR_CMPLNC_ITEM_DAY.OVER_CNT
Vendor Compliance Cube: VC	OVQ	Over Quantity	DWD_VNDR_CMPLNC_ITEM_DAY.OVER_QTY
Vendor Compliance Cube: VC	QCFC	Quality Check Failed Count	DWD_VNDR_CMPLNC_ITEM_DAY.QC_FAILED_CNT
Vendor Compliance Cube: VC	QCFQ	Quality Check Failed Quantity	DWD_VNDR_CMPLNC_ITEM_DAY.QC_FAILED_QTY
Vendor Compliance Cube: VC	QCPC	Quality Check Passed Count	DWD_VNDR_CMPLNC_ITEM_DAY.QC_PASSED_CNT

Derived Measure with Description, Logical Name and Expression / Calculation

Vendor Compliance Cube Derived Measures

Cube Name	Physical Name	Logical Name	Expression / Calculation
Vendor Compliance Cube: VC	DC_LP	Delivery Count Last Period	LAG(VC.DC, 1) OVER HIERARCHY ("TIME".HTBSNS)
Vendor Compliance Cube: VC	DC_LP_CHG	Delivery Count Last Period Change	LAG_VARIANCE(VC.DC, 1) OVER HIERARCHY ("TIME".HTBSNS)
Vendor Compliance Cube: VC	DC_LP_PCT_CHG	Delivery Count Last Period % Change	LAG_VARIANCE_PERCENT(VC.DC, 1) OVER HIERARCHY ("TIME".HTBSNS)
Vendor Compliance Cube: VC	DC_LY	Delivery Count Last Year	LAG(VC.DC, 1) OVER HIERARCHY ("TIME".HTBSNS BY ANCESTOR AT LEVEL "TIME".HTBSNS.BSNS_YR POSITION FROM BEGINNING)
Vendor Compliance Cube: VC	DC_LY_CHG	Delivery Count Last Year Change	LAG_VARIANCE(VC.DC, 1) OVER HIERARCHY ("TIME".HTBSNS BY ANCESTOR AT LEVEL "TIME".HTBSNS.BSNS_YR POSITION FROM BEGINNING)
Vendor Compliance Cube: VC	DC_LY_PCT_CHG	Delivery Count Last Year % Change	LAG_VARIANCE_PERCENT(VC.DC, 1) OVER HIERARCHY ("TIME".HTBSNS BY ANCESTOR AT LEVEL "TIME".HTBSNS.BSNS_YR POSITION FROM BEGINNING)
Vendor Compliance Cube: VC	DC_YTD	Delivery Count YTD	SUM(VC.DC) OVER HIERARCHY ("TIME".HTBSNS BETWEEN UNBOUNDED PRECEDING AND CURRENT MEMBER WITHIN ANCESTOR AT LEVEL "TIME".BSNS_YR)
Vendor Compliance Cube: VC	DC_YTD_LY	Delivery Count YTD Last Year	LAG(VC.DC_YTD, 1) OVER HIERARCHY ("TIME".HTBSNS BY ANCESTOR AT LEVEL "TIME".HTBSNS.BSNS_YR POSITION FROM BEGINNING)
Vendor Compliance Cube: VC	DC_YTD_LY_CHG	Delivery Count YTD Last Year Change	LAG(VC.DC_YTD, 1) OVER HIERARCHY ("TIME".HTBSNS BY ANCESTOR AT LEVEL "TIME".HTBSNS.BSNS_YR POSITION FROM BEGINNING)
Vendor Compliance Cube: VC	DC_YTD_LY_PCT_ CHG	Delivery Count YTD Last Year % Change	LAG_VARIANCE_PERCENT(VC.DC_YTD, 1) OVER HIERARCHY ("TIME".HTBSNS BY ANCESTOR AT LEVEL "TIME".HTBSNS.BSNS_YR POSITION FROM BEGINNING)
Vendor Compliance Cube: VC	EC_LP	Expected Count Last Period	LAG(VC.EC, 1) OVER HIERARCHY ("TIME".HTBSNS)
Vendor Compliance Cube: VC	EC_LP_CHG	Expected Count Last Period Change	LAG_VARIANCE(VC.EC, 1) OVER HIERARCHY ("TIME".HTBSNS)
Vendor Compliance Cube: VC	EC_LP_PCT_CHG	Expected Count Last Period % Change	LAG_VARIANCE_PERCENT(VC.EC, 1) OVER HIERARCHY ("TIME".HTBSNS)
Vendor Compliance Cube: VC	EC_LY	Expected Count Last Year	LAG(VC.EC, 1) OVER HIERARCHY ("TIME".HTBSNS BY ANCESTOR AT LEVEL "TIME".HTBSNS.BSNS_YR POSITION FROM BEGINNING)
Vendor Compliance Cube: VC	EC_LY_CHG	Expected Count Last Year Change	LAG_VARIANCE(VC.EC, 1) OVER HIERARCHY ("TIME".HTBSNS BY ANCESTOR AT LEVEL "TIME".HTBSNS.BSNS_YR POSITION FROM BEGINNING)
Vendor Compliance Cube: VC	EC_LY_PCT_CHG	Expected Count Last Year % Change	LAG_VARIANCE_PERCENT(VC.EC, 1) OVER HIERARCHY ("TIME".HTBSNS BY ANCESTOR AT LEVEL "TIME".HTBSNS.BSNS_YR POSITION FROM BEGINNING)
Vendor Compliance Cube: VC	EC_YTD	Expected Count YTD	SUM(VC.EC) OVER HIERARCHY ("TIME".HTBSNS BETWEEN UNBOUNDED PRECEDING AND CURRENT MEMBER WITHIN ANCESTOR AT LEVEL "TIME".BSNS_YR)

Cube Name	Physical Name	Logical Name	Expression / Calculation
Vendor Compliance Cube: VC	EC_YTD_LY	Expected Count YTD Last Year	LAG(VC.EC_YTD, 1) OVER HIERARCHY ("TIME".HTBSNS BY ANCESTOR AT LEVEL "TIME".HTBSNS.BSNS_YR POSITION FROM BEGINNING)
Vendor Compliance Cube: VC	EC_YTD_LY_CHG	Expected Count YTD Last Year Change	LAG(VC.EC_YTD, 1) OVER HIERARCHY ("TIME".HTBSNS BY ANCESTOR AT LEVEL "TIME".HTBSNS.BSNS_YR POSITION FROM BEGINNING)
Vendor Compliance Cube: VC	EC_YTD_LY_PCT_ CHG	Expected Count YTD Last Year % Change	LAG_VARIANCE_PERCENT(VC.EC_YTD, 1) OVER HIERARCHY ("TIME".HTBSNS BY ANCESTOR AT LEVEL "TIME".HTBSNS.BSNS_YR POSITION FROM BEGINNING)
Vendor Compliance Cube: VC	EDC_LP	Early Delivery Count Last Period	LAG(VC.EDC, 1) OVER HIERARCHY ("TIME".HTBSNS)
Vendor Compliance Cube: VC	EDC_LP_CHG	Early Delivery Count Last Period Change	LAG_VARIANCE(VC.EDC, 1) OVER HIERARCHY ("TIME".HTBSNS)
Vendor Compliance Cube: VC	EDC_LP_PCT_CHG	Early Delivery Count Last Period % Change	LAG_VARIANCE_PERCENT(VC.EDC, 1) OVER HIERARCHY ("TIME".HTBSNS)
Vendor Compliance Cube: VC	EDC_LY	Early Delivery Count Last Year	LAG(VC.EDC, 1) OVER HIERARCHY ("TIME".HTBSNS BY ANCESTOR AT LEVEL "TIME".HTBSNS.BSNS_YR POSITION FROM BEGINNING)
Vendor Compliance Cube: VC	EDC_LY_CHG	Early Delivery Count Last Year Change	LAG_VARIANCE(VC.EDC, 1) OVER HIERARCHY ("TIME".HTBSNS BY ANCESTOR AT LEVEL "TIME".HTBSNS.BSNS_YR POSITION FROM BEGINNING)
Vendor Compliance Cube: VC	EDC_LY_PCT_CHG	Early Delivery Count Last Year % Change	LAG_VARIANCE_PERCENT(VC.EDC, 1) OVER HIERARCHY ("TIME".HTBSNS BY ANCESTOR AT LEVEL "TIME".HTBSNS.BSNS_YR POSITION FROM BEGINNING)
Vendor Compliance Cube: VC	EDC_YTD	Early Delivery Count YTD	SUM(VC.EDC) OVER HIERARCHY ("TIME".HTBSNS BETWEEN UNBOUNDED PRECEDING AND CURRENT MEMBER WITHIN ANCESTOR AT LEVEL "TIME".BSNS_YR)
Vendor Compliance Cube: VC	EDC_YTD_LY	Early Delivery Count YTD Last Year	LAG(VC.EDC_YTD, 1) OVER HIERARCHY ("TIME".HTBSNS BY ANCESTOR AT LEVEL "TIME".HTBSNS.BSNS_YR POSITION FROM BEGINNING)
Vendor Compliance Cube: VC	EDC_YTD_LY_CHG	Early Delivery Count YTD Last Year Change	LAG(VC.EDC_YTD, 1) OVER HIERARCHY ("TIME".HTBSNS BY ANCESTOR AT LEVEL "TIME".HTBSNS.BSNS_YR POSITION FROM BEGINNING)
Vendor Compliance Cube: VC	EDC_YTD_LY_PCT_ CHG	Early Delivery Count YTD Last Year % Change	LAG_VARIANCE_PERCENT(VC.EDC_YTD, 1) OVER HIERARCHY ("TIME".HTBSNS BY ANCESTOR AT LEVEL "TIME".HTBSNS.BSNS_YR POSITION FROM BEGINNING)
Vendor Compliance Cube: VC	ED_LP	Early Days Last Period	LAG(VC.ED, 1) OVER HIERARCHY ("TIME".HTBSNS)
Vendor Compliance Cube: VC	ED_LP_CHG	Early Days Last Period Change	LAG_VARIANCE(VC.ED, 1) OVER HIERARCHY ("TIME".HTBSNS)
Vendor Compliance Cube: VC	ED_LP_PCT_CHG	Early Days Last Period % Change	LAG_VARIANCE_PERCENT(VC.ED, 1) OVER HIERARCHY ("TIME".HTBSNS)
Vendor Compliance Cube: VC	ED_LY	Early Days Last Year	LAG(VC.ED, 1) OVER HIERARCHY ("TIME".HTBSNS BY ANCESTOR AT LEVEL "TIME".HTBSNS.BSNS_YR POSITION FROM BEGINNING)
Vendor Compliance Cube: VC	ED_LY_CHG	Early Days Last Year Change	LAG_VARIANCE(VC.ED, 1) OVER HIERARCHY ("TIME".HTBSNS BY ANCESTOR AT LEVEL "TIME".HTBSNS.BSNS_YR POSITION FROM BEGINNING)

Cube Name	Physical Name	Logical Name	Expression / Calculation
Vendor Compliance Cube: VC	ED_LY_PCT_CHG	Early Days Last Year % Change	LAG_VARIANCE_PERCENT(VC.ED, 1) OVER HIERARCHY ("TIME".HTBSNS BY ANCESTOR AT LEVEL "TIME".HTBSNS.BSNS_YR POSITION FROM BEGINNING)
Vendor Compliance Cube: VC	ED_YTD	Early Days YTD	SUM(VC.ED) OVER HIERARCHY ("TIME".HTBSNS BETWEEN UNBOUNDED PRECEDING AND CURRENT MEMBER WITHIN ANCESTOR AT LEVEL "TIME".BSNS_YR)
Vendor Compliance Cube: VC	ED_YTD_LY	Early Days YTD Last Year	LAG(VC.ED_YTD, 1) OVER HIERARCHY ("TIME".HTBSNS BY ANCESTOR AT LEVEL "TIME".HTBSNS.BSNS_YR POSITION FROM BEGINNING)
Vendor Compliance Cube: VC	ED_YTD_LY_CHG	Early Days YTD Last Year Change	LAG(VC.ED_YTD, 1) OVER HIERARCHY ("TIME".HTBSNS BY ANCESTOR AT LEVEL "TIME".HTBSNS.BSNS_YR POSITION FROM BEGINNING)
Vendor Compliance Cube: VC	ED_YTD_LY_PCT_ CHG	Early Days YTD Last Year % Change	LAG_VARIANCE_PERCENT(VC.ED_YTD, 1) OVER HIERARCHY ("TIME".HTBSNS BY ANCESTOR AT LEVEL "TIME".HTBSNS.BSNS_YR POSITION FROM BEGINNING)
Vendor Compliance Cube: VC	EH_LP	Early Hours Last Period	LAG(VC.EH, 1) OVER HIERARCHY ("TIME".HTBSNS)
Vendor Compliance Cube: VC	EH_LP_CHG	Early Hours Last Period Change	LAG_VARIANCE(VC.EH, 1) OVER HIERARCHY ("TIME".HTBSNS)
Vendor Compliance Cube: VC	EH_LP_PCT_CHG	Early Hours Last Period % Change	LAG_VARIANCE_PERCENT(VC.EH, 1) OVER HIERARCHY ("TIME".HTBSNS)
Vendor Compliance Cube: VC	EH_LY	Early Hours Last Year	LAG(VC.EH, 1) OVER HIERARCHY ("TIME".HTBSNS BY ANCESTOR AT LEVEL "TIME".HTBSNS.BSNS_YR POSITION FROM BEGINNING)
Vendor Compliance Cube: VC	EH_LY_CHG	Early Hours Last Year Change	LAG_VARIANCE(VC.EH, 1) OVER HIERARCHY ("TIME".HTBSNS BY ANCESTOR AT LEVEL "TIME".HTBSNS.BSNS_YR POSITION FROM BEGINNING)
Vendor Compliance Cube: VC	EH_LY_PCT_CHG	Early Hours Last Year % Change	LAG_VARIANCE_PERCENT(VC.EH, 1) OVER HIERARCHY ("TIME".HTBSNS BY ANCESTOR AT LEVEL "TIME".HTBSNS.BSNS_YR POSITION FROM BEGINNING)
Vendor Compliance Cube: VC	EH_YTD	Early Hours YTD	SUM(VC.EH) OVER HIERARCHY ("TIME".HTBSNS BETWEEN UNBOUNDED PRECEDING AND CURRENT MEMBER WITHIN ANCESTOR AT LEVEL "TIME".BSNS_YR)
Vendor Compliance Cube: VC	EH_YTD_LY	Early Hours YTD Last Year	LAG(VC.EH_YTD, 1) OVER HIERARCHY ("TIME".HTBSNS BY ANCESTOR AT LEVEL "TIME".HTBSNS.BSNS_YR POSITION FROM BEGINNING)
Vendor Compliance Cube: VC	EH_YTD_LY_CHG	Early Hours YTD Last Year Change	LAG(VC.EH_YTD, 1) OVER HIERARCHY ("TIME".HTBSNS BY ANCESTOR AT LEVEL "TIME".HTBSNS.BSNS_YR POSITION FROM BEGINNING)
Vendor Compliance Cube: VC	EH_YTD_LY_PCT_ CHG	Early Hours YTD Last Year % Change	LAG_VARIANCE_PERCENT(VC.EH_YTD, 1) OVER HIERARCHY ("TIME".HTBSNS BY ANCESTOR AT LEVEL "TIME".HTBSNS.BSNS_YR POSITION FROM BEGINNING)
Vendor Compliance Cube: VC	EQ_LP	Expected Quantity Last Period	LAG(VC.EQ, 1) OVER HIERARCHY ("TIME".HTBSNS)
Vendor Compliance Cube: VC	EQ_LP_CHG	Expected Quantity Last Period Change	LAG_VARIANCE(VC.EQ, 1) OVER HIERARCHY ("TIME".HTBSNS)

Cube Name	Physical Name	Logical Name	Expression / Calculation
Vendor Compliance Cube: VC	EQ_LP_PCT_CHG	Expected Quantity Last Period % Change	LAG_VARIANCE_PERCENT(VC.EQ, 1) OVER HIERARCHY ("TIME".HTBSNS)
Vendor Compliance Cube: VC	EQ_LY	Expected Quantity Last Year	LAG(VC.EQ, 1) OVER HIERARCHY ("TIME".HTBSNS BY ANCESTOR AT LEVEL "TIME".HTBSNS.BSNS_YR POSITION FROM BEGINNING)
Vendor Compliance Cube: VC	EQ_LY_CHG	Expected Quantity Last Year Change	LAG_VARIANCE(VC.EQ, 1) OVER HIERARCHY ("TIME".HTBSNS BY ANCESTOR AT LEVEL "TIME".HTBSNS.BSNS_YR POSITION FROM BEGINNING)
Vendor Compliance Cube: VC	EQ_LY_PCT_CHG	Expected Quantity Last Year % Change	LAG_VARIANCE_PERCENT(VC.EQ, 1) OVER HIERARCHY ("TIME".HTBSNS BY ANCESTOR AT LEVEL "TIME".HTBSNS.BSNS_YR POSITION FROM BEGINNING)
Vendor Compliance Cube: VC	EQ_YTD	Expected Quantity YTD	SUM(VC.EQ) OVER HIERARCHY ("TIME".HTBSNS BETWEEN UNBOUNDED PRECEDING AND CURRENT MEMBER WITHIN ANCESTOR AT LEVEL "TIME".BSNS_YR)
Vendor Compliance Cube: VC	EQ_YTD_LY	Expected Quantity YTD Last Year	LAG(VC.EQ_YTD, 1) OVER HIERARCHY ("TIME".HTBSNS BY ANCESTOR AT LEVEL "TIME".HTBSNS.BSNS_YR POSITION FROM BEGINNING)
Vendor Compliance Cube: VC	EQ_YTD_LY_CHG	Expected Quantity YTD Last Year Change	LAG(VC.EQ_YTD, 1) OVER HIERARCHY ("TIME".HTBSNS BY ANCESTOR AT LEVEL "TIME".HTBSNS.BSNS_YR POSITION FROM BEGINNING)
Vendor Compliance Cube: VC	EQ_YTD_LY_PCT_ CHG	Expected Quantity YTD Last Year % Change	LAG_VARIANCE_PERCENT(VC.EQ_YTD, 1) OVER HIERARCHY ("TIME".HTBSNS BY ANCESTOR AT LEVEL "TIME".HTBSNS.BSNS_YR POSITION FROM BEGINNING)
Vendor Compliance Cube: VC	LDC_LP	Late Delivery Count Last Period	LAG(VC.LDC, 1) OVER HIERARCHY ("TIME".HTBSNS)
Vendor Compliance Cube: VC	LDC_LP_CHG	Late Delivery Count Last Period Change	LAG_VARIANCE(VC.LDC, 1) OVER HIERARCHY ("TIME".HTBSNS)
Vendor Compliance Cube: VC	LDC_LP_PCT_CHG	Late Delivery Count Last Period % Change	LAG_VARIANCE_PERCENT(VC.LDC, 1) OVER HIERARCHY ("TIME".HTBSNS)
Vendor Compliance Cube: VC	LDC_LY	Late Delivery Count Last Year	LAG(VC.LDC, 1) OVER HIERARCHY ("TIME".HTBSNS BY ANCESTOR AT LEVEL "TIME".HTBSNS.BSNS_YR POSITION FROM BEGINNING)
Vendor Compliance Cube: VC	LDC_LY_CHG	Late Delivery Count Last Year Change	LAG_VARIANCE(VC.LDC, 1) OVER HIERARCHY ("TIME".HTBSNS BY ANCESTOR AT LEVEL "TIME".HTBSNS.BSNS_YR POSITION FROM BEGINNING)
Vendor Compliance Cube: VC	LDC_LY_PCT_CHG	Late Delivery Count Last Year % Change	LAG_VARIANCE_PERCENT(VC.LDC, 1) OVER HIERARCHY ("TIME".HTBSNS BY ANCESTOR AT LEVEL "TIME".HTBSNS.BSNS_YR POSITION FROM BEGINNING)
Vendor Compliance Cube: VC	LDC_YTD	Late Delivery Count YTD	SUM(VC.LDC) OVER HIERARCHY ("TIME".HTBSNS BETWEEN UNBOUNDED PRECEDING AND CURRENT MEMBER WITHIN ANCESTOR AT LEVEL "TIME".BSNS_YR)
Vendor Compliance Cube: VC	LDC_YTD_LY	Late Delivery Count YTD Last Year	LAG(VC.LDC_YTD, 1) OVER HIERARCHY ("TIME".HTBSNS BY ANCESTOR AT LEVEL "TIME".HTBSNS.BSNS_YR POSITION FROM BEGINNING)
Vendor Compliance Cube: VC	LDC_YTD_LY_CHG	Late Delivery Count YTD Last Year Change	LAG(VC.LDC_YTD, 1) OVER HIERARCHY ("TIME".HTBSNS BY ANCESTOR AT LEVEL "TIME".HTBSNS.BSNS_YR POSITION FROM BEGINNING)

Cube Name	Physical Name	Logical Name	Expression / Calculation
Vendor Compliance Cube: VC	LDC_YTD_LY_PCT_ CHG	Late Delivery Count YTD Last Year % Change	LAG_VARIANCE_PERCENT(VC.LDC_YTD, 1) OVER HIERARCHY ("TIME".HTBSNS BY ANCESTOR AT LEVEL "TIME".HTBSNS.BSNS_YR POSITION FROM BEGINNING)
Vendor Compliance Cube: VC	LD_LP	Late Days Last Period	LAG(VC.LD, 1) OVER HIERARCHY ("TIME".HTBSNS)
Vendor Compliance Cube: VC	LD_LP_CHG	Late Days Last Period Change	LAG_VARIANCE(VC.LD, 1) OVER HIERARCHY ("TIME".HTBSNS)
Vendor Compliance Cube: VC	LD_LP_PCT_CHG	Late Days Last Period % Change	LAG_VARIANCE_PERCENT(VC.LD, 1) OVER HIERARCHY ("TIME".HTBSNS)
Vendor Compliance Cube: VC	LD_LY	Late Days Last Year	LAG(VC.LD, 1) OVER HIERARCHY ("TIME".HTBSNS BY ANCESTOR AT LEVEL "TIME".HTBSNS.BSNS_YR POSITION FROM BEGINNING)
Vendor Compliance Cube: VC	LD_LY_CHG	Late Days Last Year Change	LAG_VARIANCE(VC.LD, 1) OVER HIERARCHY ("TIME".HTBSNS BY ANCESTOR AT LEVEL "TIME".HTBSNS.BSNS_YR POSITION FROM BEGINNING)
Vendor Compliance Cube: VC	LD_LY_PCT_CHG	Late Days Last Year % Change	LAG_VARIANCE_PERCENT(VC.LD, 1) OVER HIERARCHY ("TIME".HTBSNS BY ANCESTOR AT LEVEL "TIME".HTBSNS.BSNS_YR POSITION FROM BEGINNING)
Vendor Compliance Cube: VC	LD_YTD	Late Days YTD	SUM(VC.LD) OVER HIERARCHY ("TIME".HTBSNS BETWEEN UNBOUNDED PRECEDING AND CURRENT MEMBER WITHIN ANCESTOR AT LEVEL "TIME".BSNS_YR)
Vendor Compliance Cube: VC	LD_YTD_LY	Late Days YTD Last Year	LAG(VC.LD_YTD, 1) OVER HIERARCHY ("TIME".HTBSNS BY ANCESTOR AT LEVEL "TIME".HTBSNS.BSNS_YR POSITION FROM BEGINNING)
Vendor Compliance Cube: VC	LD_YTD_LY_CHG	Late Days YTD Last Year Change	LAG(VC.LD_YTD, 1) OVER HIERARCHY ("TIME".HTBSNS BY ANCESTOR AT LEVEL "TIME".HTBSNS.BSNS_YR POSITION FROM BEGINNING)
Vendor Compliance Cube: VC	LD_YTD_LY_PCT_ CHG	Late Days YTD Last Year % Change	LAG_VARIANCE_PERCENT(VC.LD_YTD, 1) OVER HIERARCHY ("TIME".HTBSNS BY ANCESTOR AT LEVEL "TIME".HTBSNS.BSNS_YR POSITION FROM BEGINNING)
Vendor Compliance Cube: VC	LH_LP	Late Hours Last Period	LAG(VC.LH, 1) OVER HIERARCHY ("TIME".HTBSNS)
Vendor Compliance Cube: VC	LH_LP_CHG	Late Hours Last Period Change	LAG_VARIANCE(VC.LH, 1) OVER HIERARCHY ("TIME".HTBSNS)
Vendor Compliance Cube: VC	LH_LP_PCT_CHG	Late Hours Last Period % Change	LAG_VARIANCE_PERCENT(VC.LH, 1) OVER HIERARCHY ("TIME".HTBSNS)
Vendor Compliance Cube: VC	LH_LY	Late Hours Last Year	LAG(VC.LH, 1) OVER HIERARCHY ("TIME".HTBSNS BY ANCESTOR AT LEVEL "TIME".HTBSNS.BSNS_YR POSITION FROM BEGINNING)
Vendor Compliance Cube: VC	LH_LY_CHG	Late Hours Last Year Change	LAG_VARIANCE(VC.LH, 1) OVER HIERARCHY ("TIME".HTBSNS BY ANCESTOR AT LEVEL "TIME".HTBSNS.BSNS_YR POSITION FROM BEGINNING)
Vendor Compliance Cube: VC	LH_LY_PCT_CHG	Late Hours Last Year % Change	LAG_VARIANCE_PERCENT(VC.LH, 1) OVER HIERARCHY ("TIME".HTBSNS BY ANCESTOR AT LEVEL "TIME".HTBSNS.BSNS_YR POSITION FROM BEGINNING)
Vendor Compliance Cube: VC	LH_YTD	Late Hours YTD	SUM(VC.LH) OVER HIERARCHY ("TIME".HTBSNS BETWEEN UNBOUNDED PRECEDING AND CURRENT MEMBER WITHIN ANCESTOR AT LEVEL "TIME".BSNS_YR)

Cube Name	Physical Name	Logical Name	Expression / Calculation
Vendor Compliance Cube: VC	LH_YTD_LY	Late Hours YTD Last Year	LAG(VC.LH_YTD, 1) OVER HIERARCHY ("TIME".HTBSNS BY ANCESTOR AT LEVEL "TIME".HTBSNS.BSNS_YR POSITION FROM BEGINNING)
Vendor Compliance Cube: VC	LH_YTD_LY_CHG	Late Hours YTD Last Year Change	LAG(VC.LH_YTD, 1) OVER HIERARCHY ("TIME".HTBSNS BY ANCESTOR AT LEVEL "TIME".HTBSNS.BSNS_YR POSITION FROM BEGINNING)
Vendor Compliance Cube: VC	LH_YTD_LY_PCT_ CHG	Late Hours YTD Last Year % Change	LAG_VARIANCE_PERCENT(VC.LH_YTD, 1) OVER HIERARCHY ("TIME".HTBSNS BY ANCESTOR AT LEVEL "TIME".HTBSNS.BSNS_YR POSITION FROM BEGINNING)
Vendor Compliance Cube: VC	MC_LP	Mismatch Count Last Period	LAG(VC.MC, 1) OVER HIERARCHY ("TIME".HTBSNS)
Vendor Compliance Cube: VC	MC_LP_CHG	Mismatch Count Last Period Change	LAG_VARIANCE(VC.MC, 1) OVER HIERARCHY ("TIME".HTBSNS)
Vendor Compliance Cube: VC	MC_LP_PCT_CHG	Mismatch Count Last Period % Change	LAG_VARIANCE_PERCENT(VC.MC, 1) OVER HIERARCHY ("TIME".HTBSNS)
Vendor Compliance Cube: VC	MC_LY	Mismatch Count Last Year	LAG(VC.MC, 1) OVER HIERARCHY ("TIME".HTBSNS BY ANCESTOR AT LEVEL "TIME".HTBSNS.BSNS_YR POSITION FROM BEGINNING)
Vendor Compliance Cube: VC	MC_LY_CHG	Mismatch Count Last Year Change	LAG_VARIANCE(VC.MC, 1) OVER HIERARCHY ("TIME".HTBSNS BY ANCESTOR AT LEVEL "TIME".HTBSNS.BSNS_YR POSITION FROM BEGINNING)
Vendor Compliance Cube: VC	MC_LY_PCT_CHG	Mismatch Count Last Year % Change	LAG_VARIANCE_PERCENT(VC.MC, 1) OVER HIERARCHY ("TIME".HTBSNS BY ANCESTOR AT LEVEL "TIME".HTBSNS.BSNS_YR POSITION FROM BEGINNING)
Vendor Compliance Cube: VC	MC_YTD	Mismatch Count YTD	SUM(VC.MC) OVER HIERARCHY ("TIME".HTBSNS BETWEEN UNBOUNDED PRECEDING AND CURRENT MEMBER WITHIN ANCESTOR AT LEVEL "TIME".BSNS_YR)
Vendor Compliance Cube: VC	MC_YTD_LY	Mismatch Count YTD Last Year	LAG(VC.MC_YTD, 1) OVER HIERARCHY ("TIME".HTBSNS BY ANCESTOR AT LEVEL "TIME".HTBSNS.BSNS_YR POSITION FROM BEGINNING)
Vendor Compliance Cube: VC	MC_YTD_LY_CHG	Mismatch Count YTD Last Year Change	LAG(VC.MC_YTD, 1) OVER HIERARCHY ("TIME".HTBSNS BY ANCESTOR AT LEVEL "TIME".HTBSNS.BSNS_YR POSITION FROM BEGINNING)
Vendor Compliance Cube: VC	MC_YTD_LY_PCT_ CHG	Mismatch Count YTD Last Year % Change	LAG_VARIANCE_PERCENT(VC.MC_YTD, 1) OVER HIERARCHY ("TIME".HTBSNS BY ANCESTOR AT LEVEL "TIME".HTBSNS.BSNS_YR POSITION FROM BEGINNING)
Vendor Compliance Cube: VC	MQ_LP	Mismatch Quantity Last Period	LAG(VC.MQ, 1) OVER HIERARCHY ("TIME".HTBSNS)
Vendor Compliance Cube: VC	MQ_LP_CHG	Mismatch Quantity Last Period Change	LAG_VARIANCE(VC.MQ, 1) OVER HIERARCHY ("TIME".HTBSNS)
Vendor Compliance Cube: VC	MQ_LP_PCT_CHG	Mismatch Quantity Last Period % Change	LAG_VARIANCE_PERCENT(VC.MQ, 1) OVER HIERARCHY ("TIME".HTBSNS)
Vendor Compliance Cube: VC	MQ_LY	Mismatch Quantity Last Year	LAG(VC.MQ, 1) OVER HIERARCHY ("TIME".HTBSNS BY ANCESTOR AT LEVEL "TIME".HTBSNS.BSNS_YR POSITION FROM BEGINNING)
Vendor Compliance Cube: VC	MQ_LY_CHG	Mismatch Quantity Last Year Change	LAG_VARIANCE(VC.MQ, 1) OVER HIERARCHY ("TIME".HTBSNS BY ANCESTOR AT LEVEL "TIME".HTBSNS.BSNS_YR POSITION FROM BEGINNING)

Cube Name	Physical Name	Logical Name	Expression / Calculation
Vendor Compliance Cube: VC	MQ_LY_PCT_CHG	Mismatch Quantity Last Year % Change	LAG_VARIANCE_PERCENT(VC.MQ, 1) OVER HIERARCHY ("TIME".HTBSNS BY ANCESTOR AT LEVEL "TIME".HTBSNS.BSNS_YR POSITION FROM BEGINNING)
Vendor Compliance Cube: VC	MQ_YTD	Mismatch Quantity YTD	SUM(VC.MQ) OVER HIERARCHY ("TIME".HTBSNS BETWEEN UNBOUNDED PRECEDING AND CURRENT MEMBER WITHIN ANCESTOR AT LEVEL "TIME".BSNS_YR)
Vendor Compliance Cube: VC	MQ_YTD_LY	Mismatch Quantity YTD Last Year	LAG(VC.MQ_YTD, 1) OVER HIERARCHY ("TIME".HTBSNS BY ANCESTOR AT LEVEL "TIME".HTBSNS.BSNS_YR POSITION FROM BEGINNING)
Vendor Compliance Cube: VC	MQ_YTD_LY_CHG	Mismatch Quantity YTD Last Year Change	LAG(VC.MQ_YTD, 1) OVER HIERARCHY ("TIME".HTBSNS BY ANCESTOR AT LEVEL "TIME".HTBSNS.BSNS_YR POSITION FROM BEGINNING)
Vendor Compliance Cube: VC	MQ_YTD_LY_PCT_CHG	Mismatch Quantity YTD Last Year % Change	LAG_VARIANCE_PERCENT(VC.MQ_YTD, 1) OVER HIERARCHY ("TIME".HTBSNS BY ANCESTOR AT LEVEL "TIME".HTBSNS.BSNS_YR POSITION FROM BEGINNING)
Vendor Compliance Cube: VC	OC_LP	Order Count Last Period	LAG(VC.OC, 1) OVER HIERARCHY ("TIME".HTBSNS)
Vendor Compliance Cube: VC	OC_LP_CHG	Order Count Last Period Change	LAG_VARIANCE(VC.OC, 1) OVER HIERARCHY ("TIME".HTBSNS)
Vendor Compliance Cube: VC	OC_LP_PCT_CHG	Order Count Last Period % Change	LAG_VARIANCE_PERCENT(VC.OC, 1) OVER HIERARCHY ("TIME".HTBSNS)
Vendor Compliance Cube: VC	OC_LY	Order Count Last Year	LAG(VC.OC, 1) OVER HIERARCHY ("TIME".HTBSNS BY ANCESTOR AT LEVEL "TIME".HTBSNS.BSNS_YR POSITION FROM BEGINNING)
Vendor Compliance Cube: VC	OC_LY_CHG	Order Count Last Year Change	LAG_VARIANCE(VC.OC, 1) OVER HIERARCHY ("TIME".HTBSNS BY ANCESTOR AT LEVEL "TIME".HTBSNS.BSNS_YR POSITION FROM BEGINNING)
Vendor Compliance Cube: VC	OC_LY_PCT_CHG	Order Count Last Year % Change	LAG_VARIANCE_PERCENT(VC.OC, 1) OVER HIERARCHY ("TIME".HTBSNS BY ANCESTOR AT LEVEL "TIME".HTBSNS.BSNS_YR POSITION FROM BEGINNING)
Vendor Compliance Cube: VC	OC_YTD	Order Count YTD	SUM(VC.OC) OVER HIERARCHY ("TIME".HTBSNS BETWEEN UNBOUNDED PRECEDING AND CURRENT MEMBER WITHIN ANCESTOR AT LEVEL "TIME".BSNS_YR)
Vendor Compliance Cube: VC	OC_YTD_LY	Order Count YTD Last Year	LAG(VC.OC_YTD, 1) OVER HIERARCHY ("TIME".HTBSNS BY ANCESTOR AT LEVEL "TIME".HTBSNS.BSNS_YR POSITION FROM BEGINNING)
Vendor Compliance Cube: VC	OC_YTD_LY_CHG	Order Count YTD Last Year Change	LAG(VC.OC_YTD, 1) OVER HIERARCHY ("TIME".HTBSNS BY ANCESTOR AT LEVEL "TIME".HTBSNS.BSNS_YR POSITION FROM BEGINNING)
Vendor Compliance Cube: VC	OC_YTD_LY_PCT_CHG	Order Count YTD Last Year % Change	LAG_VARIANCE_PERCENT(VC.OC_YTD, 1) OVER HIERARCHY ("TIME".HTBSNS BY ANCESTOR AT LEVEL "TIME".HTBSNS.BSNS_YR POSITION FROM BEGINNING)
Vendor Compliance Cube: VC	OQ_LP	Order Quantity Last Period	LAG(VC.OQ, 1) OVER HIERARCHY ("TIME".HTBSNS)
Vendor Compliance Cube: VC	OQ_LP_CHG	Order Quantity Last Period Change	LAG_VARIANCE(VC.OQ, 1) OVER HIERARCHY ("TIME".HTBSNS)

Cube Name	Physical Name	Logical Name	Expression / Calculation
Vendor Compliance Cube: VC	OQ_LP_PCT_CHG	Order Quantity Last Period % Change	LAG_VARIANCE_PERCENT(VC.OQ, 1) OVER HIERARCHY ("TIME".HTBSNS)
Vendor Compliance Cube: VC	OQ_LY	Order Quantity Last Year	LAG(VC.OQ, 1) OVER HIERARCHY ("TIME".HTBSNS BY ANCESTOR AT LEVEL "TIME".HTBSNS.BSNS_YR POSITION FROM BEGINNING)
Vendor Compliance Cube: VC	OQ_LY_CHG	Order Quantity Last Year Change	LAG_VARIANCE(VC.OQ, 1) OVER HIERARCHY ("TIME".HTBSNS BY ANCESTOR AT LEVEL "TIME".HTBSNS.BSNS_YR POSITION FROM BEGINNING)
Vendor Compliance Cube: VC	OQ_LY_PCT_CHG	Order Quantity Last Year % Change	LAG_VARIANCE_PERCENT(VC.OQ, 1) OVER HIERARCHY ("TIME".HTBSNS BY ANCESTOR AT LEVEL "TIME".HTBSNS.BSNS_YR POSITION FROM BEGINNING)
Vendor Compliance Cube: VC	OQ_YTD	Order Quantity YTD	SUM(VC.OQ) OVER HIERARCHY ("TIME".HTBSNS BETWEEN UNBOUNDED PRECEDING AND CURRENT MEMBER WITHIN ANCESTOR AT LEVEL "TIME".BSNS_YR)
Vendor Compliance Cube: VC	OQ_YTD_LY	Order Quantity YTD Last Year	LAG(VC.OQ_YTD, 1) OVER HIERARCHY ("TIME".HTBSNS BY ANCESTOR AT LEVEL "TIME".HTBSNS.BSNS_YR POSITION FROM BEGINNING)
Vendor Compliance Cube: VC	OQ_YTD_LY_CHG	Order Quantity YTD Last Year Change	LAG(VC.OQ_YTD, 1) OVER HIERARCHY ("TIME".HTBSNS BY ANCESTOR AT LEVEL "TIME".HTBSNS.BSNS_YR POSITION FROM BEGINNING)
Vendor Compliance Cube: VC	OQ_YTD_LY_PCT_ CHG	Order Quantity YTD Last Year % Change	LAG_VARIANCE_PERCENT(VC.OQ_YTD, 1) OVER HIERARCHY ("TIME".HTBSNS BY ANCESTOR AT LEVEL "TIME".HTBSNS.BSNS_YR POSITION FROM BEGINNING)
Vendor Compliance Cube: VC	OTC_LP	Ontime Count Last Period	LAG(VC.OTC, 1) OVER HIERARCHY ("TIME".HTBSNS)
Vendor Compliance Cube: VC	OTC_LP_CHG	Ontime Count Last Period Change	LAG_VARIANCE(VC.OTC, 1) OVER HIERARCHY ("TIME".HTBSNS)
Vendor Compliance Cube: VC	OTC_LP_PCT_CHG	Ontime Count Last Period % Change	LAG_VARIANCE_PERCENT(VC.OTC, 1) OVER HIERARCHY ("TIME".HTBSNS)
Vendor Compliance Cube: VC	OTC_LY	Ontime Count Last Year	LAG(VC.OTC, 1) OVER HIERARCHY ("TIME".HTBSNS BY ANCESTOR AT LEVEL "TIME".HTBSNS.BSNS_YR POSITION FROM BEGINNING)
Vendor Compliance Cube: VC	OTC_LY_CHG	Ontime Count Last Year Change	LAG_VARIANCE(VC.OTC, 1) OVER HIERARCHY ("TIME".HTBSNS BY ANCESTOR AT LEVEL "TIME".HTBSNS.BSNS_YR POSITION FROM BEGINNING)
Vendor Compliance Cube: VC	OTC_LY_PCT_CHG	Ontime Count Last Year % Change	LAG_VARIANCE_PERCENT(VC.OTC, 1) OVER HIERARCHY ("TIME".HTBSNS BY ANCESTOR AT LEVEL "TIME".HTBSNS.BSNS_YR POSITION FROM BEGINNING)
Vendor Compliance Cube: VC	OTC_YTD	Ontime Count YTD	SUM(VC.OTC) OVER HIERARCHY ("TIME".HTBSNS BETWEEN UNBOUNDED PRECEDING AND CURRENT MEMBER WITHIN ANCESTOR AT LEVEL "TIME".BSNS_YR)
Vendor Compliance Cube: VC	OTC_YTD_LY	Ontime Count YTD Last Year	LAG(VC.OTC_YTD, 1) OVER HIERARCHY ("TIME".HTBSNS BY ANCESTOR AT LEVEL "TIME".HTBSNS.BSNS_YR POSITION FROM BEGINNING)
Vendor Compliance Cube: VC	OTC_YTD_LY_CHG	Ontime Count YTD Last Year Change	LAG(VC.OTC_YTD, 1) OVER HIERARCHY ("TIME".HTBSNS BY ANCESTOR AT LEVEL "TIME".HTBSNS.BSNS_YR POSITION FROM BEGINNING)

Cube Name	Physical Name	Logical Name	Expression / Calculation
Vendor Compliance Cube: VC	OTC_YTD_LY_PCT_CHG	Ontime Count YTD Last Year % Change	LAG_VARIANCE_PERCENT(VC.OTC_YTD, 1) OVER HIERARCHY ("TIME".HTBSNS BY ANCESTOR AT LEVEL "TIME".HTBSNS.BSNS_YR POSITION FROM BEGINNING)
Vendor Compliance Cube: VC	OVC_LP	Over Count Last Period	LAG(VC.OVC, 1) OVER HIERARCHY ("TIME".HTBSNS)
Vendor Compliance Cube: VC	OVC_LP_CHG	Over Count Last Period Change	LAG_VARIANCE(VC.OVC, 1) OVER HIERARCHY ("TIME".HTBSNS)
Vendor Compliance Cube: VC	OVC_LP_PCT_CHG	Over Count Last Period % Change	LAG_VARIANCE_PERCENT(VC.OVC, 1) OVER HIERARCHY ("TIME".HTBSNS)
Vendor Compliance Cube: VC	OVC_LY	Over Count Last Year	LAG(VC.OVC, 1) OVER HIERARCHY ("TIME".HTBSNS BY ANCESTOR AT LEVEL "TIME".HTBSNS.BSNS_YR POSITION FROM BEGINNING)
Vendor Compliance Cube: VC	OVC_LY_CHG	Over Count Last Year Change	LAG_VARIANCE(VC.OVC, 1) OVER HIERARCHY ("TIME".HTBSNS BY ANCESTOR AT LEVEL "TIME".HTBSNS.BSNS_YR POSITION FROM BEGINNING)
Vendor Compliance Cube: VC	OVC_LY_PCT_CHG	Over Count Last Year % Change	LAG_VARIANCE_PERCENT(VC.OVC, 1) OVER HIERARCHY ("TIME".HTBSNS BY ANCESTOR AT LEVEL "TIME".HTBSNS.BSNS_YR POSITION FROM BEGINNING)
Vendor Compliance Cube: VC	OVC_YTD	Over Count YTD	SUM(VC.OVC) OVER HIERARCHY ("TIME".HTBSNS BETWEEN UNBOUNDED PRECEDING AND CURRENT MEMBER WITHIN ANCESTOR AT LEVEL "TIME".BSNS_YR)
Vendor Compliance Cube: VC	OVC_YTD_LY	Over Count YTD Last Year	LAG(VC.OVC_YTD, 1) OVER HIERARCHY ("TIME".HTBSNS BY ANCESTOR AT LEVEL "TIME".HTBSNS.BSNS_YR POSITION FROM BEGINNING)
Vendor Compliance Cube: VC	OVC_YTD_LY_CHG	Over Count YTD Last Year Change	LAG(VC.OVC_YTD, 1) OVER HIERARCHY ("TIME".HTBSNS BY ANCESTOR AT LEVEL "TIME".HTBSNS.BSNS_YR POSITION FROM BEGINNING)
Vendor Compliance Cube: VC	OVC_YTD_LY_PCT_CHG	Over Count YTD Last Year % Change	LAG_VARIANCE_PERCENT(VC.OVC_YTD, 1) OVER HIERARCHY ("TIME".HTBSNS BY ANCESTOR AT LEVEL "TIME".HTBSNS.BSNS_YR POSITION FROM BEGINNING)
Vendor Compliance Cube: VC	OVQ_LP	Over Quantity Last Period	LAG(VC.OVQ, 1) OVER HIERARCHY ("TIME".HTBSNS)
Vendor Compliance Cube: VC	OVQ_LP_CHG	Over Quantity Last Period Change	LAG_VARIANCE(VC.OVQ, 1) OVER HIERARCHY ("TIME".HTBSNS)
Vendor Compliance Cube: VC	OVQ_LP_PCT_CHG	Over Quantity Last Period % Change	LAG_VARIANCE_PERCENT(VC.OVQ, 1) OVER HIERARCHY ("TIME".HTBSNS)
Vendor Compliance Cube: VC	OVQ_LY	Over Quantity Last Year	LAG(VC.OVQ, 1) OVER HIERARCHY ("TIME".HTBSNS BY ANCESTOR AT LEVEL "TIME".HTBSNS.BSNS_YR POSITION FROM BEGINNING)
Vendor Compliance Cube: VC	OVQ_LY_CHG	Over Quantity Last Year Change	LAG_VARIANCE(VC.OVQ, 1) OVER HIERARCHY ("TIME".HTBSNS BY ANCESTOR AT LEVEL "TIME".HTBSNS.BSNS_YR POSITION FROM BEGINNING)
Vendor Compliance Cube: VC	OVQ_LY_PCT_CHG	Over Quantity Last Year % Change	LAG_VARIANCE_PERCENT(VC.OVQ, 1) OVER HIERARCHY ("TIME".HTBSNS BY ANCESTOR AT LEVEL "TIME".HTBSNS.BSNS_YR POSITION FROM BEGINNING)
Vendor Compliance Cube: VC	OVQ_YTD	Over Quantity YTD	SUM(VC.OVQ) OVER HIERARCHY ("TIME".HTBSNS BETWEEN UNBOUNDED PRECEDING AND CURRENT MEMBER WITHIN ANCESTOR AT LEVEL "TIME".BSNS_YR)

Cube Name	Physical Name	Logical Name	Expression / Calculation
Vendor Compliance Cube: VC	OVQ_YTD_LY	Over Quantity YTD Last Year	LAG(VC.OVQ_YTD, 1) OVER HIERARCHY ("TIME".HTBSNS BY ANCESTOR AT LEVEL "TIME".HTBSNS.BSNS_YR POSITION FROM BEGINNING)
Vendor Compliance Cube: VC	OVQ_YTD_LY_CHG	Over Quantity YTD Last Year Change	LAG(VC.OVQ_YTD, 1) OVER HIERARCHY ("TIME".HTBSNS BY ANCESTOR AT LEVEL "TIME".HTBSNS.BSNS_YR POSITION FROM BEGINNING)
Vendor Compliance Cube: VC	OVQ_YTD_LY_PCT_CHG	Over Quantity YTD Last Year % Change	LAG_VARIANCE_PERCENT(VC.OVQ_YTD, 1) OVER HIERARCHY ("TIME".HTBSNS BY ANCESTOR AT LEVEL "TIME".HTBSNS.BSNS_YR POSITION FROM BEGINNING)
Vendor Compliance Cube: VC	QCFC_LP	Quality Check Failed Count Last Period	LAG(VC.QCFC, 1) OVER HIERARCHY ("TIME".HTBSNS)
Vendor Compliance Cube: VC	QCFC_LP_CHG	Quality Check Failed Count Last Period Change	LAG_VARIANCE(VC.QCFC, 1) OVER HIERARCHY ("TIME".HTBSNS)
Vendor Compliance Cube: VC	QCFC_LP_PCT_CHG	Quality Check Failed Count Last Period % Change	LAG_VARIANCE_PERCENT(VC.QCFC, 1) OVER HIERARCHY ("TIME".HTBSNS)
Vendor Compliance Cube: VC	QCFC_LY	Quality Check Failed Count Last Year	LAG(VC.QCFC, 1) OVER HIERARCHY ("TIME".HTBSNS BY ANCESTOR AT LEVEL "TIME".HTBSNS.BSNS_YR POSITION FROM BEGINNING)
Vendor Compliance Cube: VC	QCFC_LY_CHG	Quality Check Failed Count Last Year Change	LAG_VARIANCE(VC.QCFC, 1) OVER HIERARCHY ("TIME".HTBSNS BY ANCESTOR AT LEVEL "TIME".HTBSNS.BSNS_YR POSITION FROM BEGINNING)
Vendor Compliance Cube: VC	QCFC_LY_PCT_CHG	Quality Check Failed Count Last Year % Change	LAG_VARIANCE_PERCENT(VC.QCFC, 1) OVER HIERARCHY ("TIME".HTBSNS BY ANCESTOR AT LEVEL "TIME".HTBSNS.BSNS_YR POSITION FROM BEGINNING)
Vendor Compliance Cube: VC	QCFC_YTD	Quality Check Failed Count YTD	SUM(VC.QCFC) OVER HIERARCHY ("TIME".HTBSNS BETWEEN UNBOUNDED PRECEDING AND CURRENT MEMBER WITHIN ANCESTOR AT LEVEL "TIME".BSNS_YR)
Vendor Compliance Cube: VC	QCFC_YTD_LY	Quality Check Failed Count YTD Last Year	LAG(VC.QCFC_YTD, 1) OVER HIERARCHY ("TIME".HTBSNS BY ANCESTOR AT LEVEL "TIME".HTBSNS.BSNS_YR POSITION FROM BEGINNING)
Vendor Compliance Cube: VC	QCFC_YTD_LY_CHG	Quality Check Failed Count YTD Last Year Change	LAG(VC.QCFC_YTD, 1) OVER HIERARCHY ("TIME".HTBSNS BY ANCESTOR AT LEVEL "TIME".HTBSNS.BSNS_YR POSITION FROM BEGINNING)
Vendor Compliance Cube: VC	QCFC_YTD_LY_PCT_CHG	Quality Check Failed Count YTD Last Year % Change	LAG_VARIANCE_PERCENT(VC.QCFC_YTD, 1) OVER HIERARCHY ("TIME".HTBSNS BY ANCESTOR AT LEVEL "TIME".HTBSNS.BSNS_YR POSITION FROM BEGINNING)
Vendor Compliance Cube: VC	QCFQ_LP	Quality Check Failed Quantity Last Period	LAG(VC.QCFQ, 1) OVER HIERARCHY ("TIME".HTBSNS)
Vendor Compliance Cube: VC	QCFQ_LP_CHG	Quality Check Failed Quantity Last Period Change	LAG_VARIANCE(VC.QCFQ, 1) OVER HIERARCHY ("TIME".HTBSNS)
Vendor Compliance Cube: VC	QCFQ_LP_PCT_CHG	Quality Check Failed Quantity Last Period % Change	LAG_VARIANCE_PERCENT(VC.QCFQ, 1) OVER HIERARCHY ("TIME".HTBSNS)
Vendor Compliance Cube: VC	QCFQ_LY	Quality Check Failed Quantity Last Year	LAG(VC.QCFQ, 1) OVER HIERARCHY ("TIME".HTBSNS BY ANCESTOR AT LEVEL "TIME".HTBSNS.BSNS_YR POSITION FROM BEGINNING)

Cube Name	Physical Name	Logical Name	Expression / Calculation
Vendor Compliance Cube: VC	QCFQ_LY_CHG	Quality Check Failed Quantity Last Year Change	LAG_VARIANCE(VC.QCFQ, 1) OVER HIERARCHY ("TIME".HTBSNS BY ANCESTOR AT LEVEL "TIME".HTBSNS.BSNS_YR POSITION FROM BEGINNING)
Vendor Compliance Cube: VC	QCFQ_LY_PCT_CHG	Quality Check Failed Quantity Last Year % Change	LAG_VARIANCE_PERCENT(VC.QCFQ, 1) OVER HIERARCHY ("TIME".HTBSNS BY ANCESTOR AT LEVEL "TIME".HTBSNS.BSNS_YR POSITION FROM BEGINNING)
Vendor Compliance Cube: VC	QCFQ_YTD	Quality Check Failed Quantity YTD	SUM(VC.QCFQ) OVER HIERARCHY ("TIME".HTBSNS BETWEEN UNBOUNDED PRECEDING AND CURRENT MEMBER WITHIN ANCESTOR AT LEVEL "TIME".BSNS_YR)
Vendor Compliance Cube: VC	QCFQ_YTD_LY	Quality Check Failed Quantity YTD Last Year	LAG(VC.QCFQ_YTD, 1) OVER HIERARCHY ("TIME".HTBSNS BY ANCESTOR AT LEVEL "TIME".HTBSNS.BSNS_YR POSITION FROM BEGINNING)
Vendor Compliance Cube: VC	QCFQ_YTD_LY_CHG	Quality Check Failed Quantity YTD Last Year Change	LAG(VC.QCFQ_YTD, 1) OVER HIERARCHY ("TIME".HTBSNS BY ANCESTOR AT LEVEL "TIME".HTBSNS.BSNS_YR POSITION FROM BEGINNING)
Vendor Compliance Cube: VC	QCFQ_YTD_LY_ PCT_CHG	Quality Check Failed Quantity YTD Last Year % Change	LAG_VARIANCE_PERCENT(VC.QCFQ_YTD, 1) OVER HIERARCHY ("TIME".HTBSNS BY ANCESTOR AT LEVEL "TIME".HTBSNS.BSNS_YR POSITION FROM BEGINNING)
Vendor Compliance Cube: VC	QCPC_LP	Quality Check Passed Count Last Period	LAG(VC.QCPC, 1) OVER HIERARCHY ("TIME".HTBSNS)
Vendor Compliance Cube: VC	QCPC_LP_CHG	Quality Check Passed Count Last Period Change	LAG_VARIANCE(VC.QCPC, 1) OVER HIERARCHY ("TIME".HTBSNS)
Vendor Compliance Cube: VC	QCPC_LP_PCT_CHG	Quality Check Passed Count Last Period % Change	LAG_VARIANCE_PERCENT(VC.QCPC, 1) OVER HIERARCHY ("TIME".HTBSNS)
Vendor Compliance Cube: VC	QCPC_LY	Quality Check Passed Count Last Year	LAG(VC.QCPC, 1) OVER HIERARCHY ("TIME".HTBSNS BY ANCESTOR AT LEVEL "TIME".HTBSNS.BSNS_YR POSITION FROM BEGINNING)
Vendor Compliance Cube: VC	QCPC_LY_CHG	Quality Check Passed Count Last Year Change	LAG_VARIANCE(VC.QCPC, 1) OVER HIERARCHY ("TIME".HTBSNS BY ANCESTOR AT LEVEL "TIME".HTBSNS.BSNS_YR POSITION FROM BEGINNING)
Vendor Compliance Cube: VC	QCPC_LY_PCT_CHG	Quality Check Passed Count Last Year % Change	LAG_VARIANCE_PERCENT(VC.QCPC, 1) OVER HIERARCHY ("TIME".HTBSNS BY ANCESTOR AT LEVEL "TIME".HTBSNS.BSNS_YR POSITION FROM BEGINNING)
Vendor Compliance Cube: VC	QCPC_YTD	Quality Check Passed Count YTD	SUM(VC.QCPC) OVER HIERARCHY ("TIME".HTBSNS BETWEEN UNBOUNDED PRECEDING AND CURRENT MEMBER WITHIN ANCESTOR AT LEVEL "TIME".BSNS_YR)
Vendor Compliance Cube: VC	QCPC_YTD_LY	Quality Check Passed Count YTD Last Year	LAG(VC.QCPC_YTD, 1) OVER HIERARCHY ("TIME".HTBSNS BY ANCESTOR AT LEVEL "TIME".HTBSNS.BSNS_YR POSITION FROM BEGINNING)
Vendor Compliance Cube: VC	QCPC_YTD_LY_CHG	Quality Check Passed Count YTD Last Year Change	LAG(VC.QCPC_YTD, 1) OVER HIERARCHY ("TIME".HTBSNS BY ANCESTOR AT LEVEL "TIME".HTBSNS.BSNS_YR POSITION FROM BEGINNING)
Vendor Compliance Cube: VC	QCPC_YTD_LY_ PCT_CHG	Quality Check Passed Count YTD Last Year % Change	LAG_VARIANCE_PERCENT(VC.QCPC_YTD, 1) OVER HIERARCHY ("TIME".HTBSNS BY ANCESTOR AT LEVEL "TIME".HTBSNS.BSNS_YR POSITION FROM BEGINNING)

Cube Name	Physical Name	Logical Name	Expression / Calculation
Vendor Compliance Cube: VC	QCPQ_LP	Quality Check Passed Quantity Last Period	LAG(VC.QCPQ, 1) OVER HIERARCHY ("TIME".HTBSNS)
Vendor Compliance Cube: VC	QCPQ_LP_CHG	Quality Check Passed Quantity Last Period Change	LAG_VARIANCE(VC.QCPQ, 1) OVER HIERARCHY ("TIME".HTBSNS)
Vendor Compliance Cube: VC	QCPQ_LP_PCT_CHG	Quality Check Passed Quantity Last Period % Change	LAG_VARIANCE_PERCENT(VC.QCPQ, 1) OVER HIERARCHY ("TIME".HTBSNS)
Vendor Compliance Cube: VC	QCPQ_LY	Quality Check Passed Quantity Last Year	LAG(VC.QCPQ, 1) OVER HIERARCHY ("TIME".HTBSNS BY ANCESTOR AT LEVEL "TIME".HTBSNS.BSNS_YR POSITION FROM BEGINNING)
Vendor Compliance Cube: VC	QCPQ_LY_CHG	Quality Check Passed Quantity Last Year Change	LAG_VARIANCE(VC.QCPQ, 1) OVER HIERARCHY ("TIME".HTBSNS BY ANCESTOR AT LEVEL "TIME".HTBSNS.BSNS_YR POSITION FROM BEGINNING)
Vendor Compliance Cube: VC	QCPQ_LY_PCT_CHG	Quality Check Passed Quantity Last Year % Change	LAG_VARIANCE_PERCENT(VC.QCPQ, 1) OVER HIERARCHY ("TIME".HTBSNS BY ANCESTOR AT LEVEL "TIME".HTBSNS.BSNS_YR POSITION FROM BEGINNING)
Vendor Compliance Cube: VC	QCPQ_YTD	Quality Check Passed Quantity YTD	SUM(VC.QCPQ) OVER HIERARCHY ("TIME".HTBSNS BETWEEN UNBOUNDED PRECEDING AND CURRENT MEMBER WITHIN ANCESTOR AT LEVEL "TIME".BSNS_YR)
Vendor Compliance Cube: VC	QCPQ_YTD_LY	Quality Check Passed Quantity YTD Last Year	LAG(VC.QCPQ_YTD, 1) OVER HIERARCHY ("TIME".HTBSNS BY ANCESTOR AT LEVEL "TIME".HTBSNS.BSNS_YR POSITION FROM BEGINNING)
Vendor Compliance Cube: VC	QCPQ_YTD_LY_ CHG	Quality Check Passed Quantity YTD Last Year Change	LAG(VC.QCPQ_YTD, 1) OVER HIERARCHY ("TIME".HTBSNS BY ANCESTOR AT LEVEL "TIME".HTBSNS.BSNS_YR POSITION FROM BEGINNING)
Vendor Compliance Cube: VC	QCPQ_YTD_LY_ PCT_CHG	Quality Check Passed Quantity YTD Last Year % Change	LAG_VARIANCE_PERCENT(VC.QCPQ_YTD, 1) OVER HIERARCHY ("TIME".HTBSNS BY ANCESTOR AT LEVEL "TIME".HTBSNS.BSNS_YR POSITION FROM BEGINNING)
Vendor Compliance Cube: VC	RANK_DC_ORG	Delivery Count Rank Organization	RANK() OVER (HIERARCHY ORGANIZATION.HORG ORDER BY VC.DC DESC NULLS LAST WITHIN LEVEL)
Vendor Compliance Cube: VC	RANK_DC_VENDOR	Delivery Count Rank Vendor	RANK() OVER (HIERARCHY VENDOR.HVENDOR ORDER BY VC.DC DESC NULLS LAST WITHIN LEVEL)
Vendor Compliance Cube: VC	RANK_DC_ VENDORITEM	Delivery Count Rank VENDORITEM	RANK() OVER (HIERARCHY VENDORITEM.HVENDORITEM ORDER BY VC.DC DESC NULLS LAST WITHIN LEVEL)
Vendor Compliance Cube: VC	RANK_EC_ORG	Expected Count Rank Organization	RANK() OVER (HIERARCHY ORGANIZATION.HORG ORDER BY VC.EC DESC NULLS LAST WITHIN LEVEL)
Vendor Compliance Cube: VC	RANK_EC_VENDOR	Expected Count Rank Vendor	RANK() OVER (HIERARCHY VENDOR.HVENDOR ORDER BY VC.EC DESC NULLS LAST WITHIN LEVEL)
Vendor Compliance Cube: VC	RANK_EC_ VENDORITEM	Expected Count Rank VENDORITEM	RANK() OVER (HIERARCHY VENDORITEM.HVENDORITEM ORDER BY VC.EC DESC NULLS LAST WITHIN LEVEL)
Vendor Compliance Cube: VC	RANK_EDC_ORG	Early Delivery Count Rank Organization	RANK() OVER (HIERARCHY ORGANIZATION.HORG ORDER BY VC.EDC DESC NULLS LAST WITHIN LEVEL)
Vendor Compliance Cube: VC	RANK_EDC_ VENDOR	Early Delivery Count Rank Vendor	RANK() OVER (HIERARCHY VENDOR.HVENDOR ORDER BY VC.EDC DESC NULLS LAST WITHIN LEVEL)

Cube Name	Physical Name	Logical Name	Expression / Calculation
Vendor Compliance Cube: VC	RANK_EDC_ VENDORITEM	Early Delivery Count Rank VENDORITEM	RANK() OVER (HIERARCHY VENDORITEM.HVENDORITEM ORDER BY VC.EDC DESC NULLS LAST WITHIN LEVEL)
Vendor Compliance Cube: VC	RANK_ED_ORG	Early Days Rank Organization	RANK() OVER (HIERARCHY ORGANIZATION.HORG ORDER BY VC.ED DESC NULLS LAST WITHIN LEVEL)
Vendor Compliance Cube: VC	RANK_ED_VENDOR	Early Days Rank Vendor	RANK() OVER (HIERARCHY VENDOR.HVENDOR ORDER BY VC.ED DESC NULLS LAST WITHIN LEVEL)
Vendor Compliance Cube: VC	RANK_ED_ VENDORITEM	Early Days Rank VENDORITEM	RANK() OVER (HIERARCHY VENDORITEM.HVENDORITEM ORDER BY VC.ED DESC NULLS LAST WITHIN LEVEL)
Vendor Compliance Cube: VC	RANK_EH_VENDOR	Early Hours Rank Vendor	RANK() OVER (HIERARCHY VENDOR.HVENDOR ORDER BY VC.EH DESC NULLS LAST WITHIN LEVEL)
Vendor Compliance Cube: VC	RANK_EH_ VENDORITEM	Early Hours Rank VENDORITEM	RANK() OVER (HIERARCHY VENDORITEM.HVENDORITEM ORDER BY VC.EH DESC NULLS LAST WITHIN LEVEL)
Vendor Compliance Cube: VC	RANK_EQ_ORG	Expected Quantity Rank Organization	RANK() OVER (HIERARCHY ORGANIZATION.HORG ORDER BY VC.EQ DESC NULLS LAST WITHIN LEVEL)
Vendor Compliance Cube: VC	RANK_EQ_VENDOR	Expected Quantity Rank Vendor	RANK() OVER (HIERARCHY VENDOR.HVENDOR ORDER BY VC.EQ DESC NULLS LAST WITHIN LEVEL)
Vendor Compliance Cube: VC	RANK_EQ_ VENDORITEM	Expected Quantity Rank VENDORITEM	RANK() OVER (HIERARCHY VENDORITEM.HVENDORITEM ORDER BY VC.EQ DESC NULLS LAST WITHIN LEVEL)
Vendor Compliance Cube: VC	RANK_LDC_ORG	Late Delivery Count Rank Organization	RANK() OVER (HIERARCHY ORGANIZATION.HORG ORDER BY VC.LDC DESC NULLS LAST WITHIN LEVEL)
Vendor Compliance Cube: VC	RANK_LDC_ VENDOR	Late Delivery Count Rank Vendor	RANK() OVER (HIERARCHY VENDOR.HVENDOR ORDER BY VC.LDC DESC NULLS LAST WITHIN LEVEL)
Vendor Compliance Cube: VC	RANK_LDC_ VENDORITEM	Late Delivery Count Rank VENDORITEM	RANK() OVER (HIERARCHY VENDORITEM.HVENDORITEM ORDER BY VC.LDC DESC NULLS LAST WITHIN LEVEL)
Vendor Compliance Cube: VC	RANK_LD_ORG	Late Days Rank Organization	RANK() OVER (HIERARCHY ORGANIZATION.HORG ORDER BY VC.LD DESC NULLS LAST WITHIN LEVEL)
Vendor Compliance Cube: VC	RANK_LD_VENDOR	Late Days Rank Vendor	RANK() OVER (HIERARCHY VENDOR.HVENDOR ORDER BY VC.LD DESC NULLS LAST WITHIN LEVEL)
Vendor Compliance Cube: VC	RANK_LD_ VENDORITEM	Late Days Rank VENDORITEM	RANK() OVER (HIERARCHY VENDORITEM.HVENDORITEM ORDER BY VC.LD DESC NULLS LAST WITHIN LEVEL)
Vendor Compliance Cube: VC	RANK_LH_ORG	Late Hours Rank Organization	RANK() OVER (HIERARCHY ORGANIZATION.HORG ORDER BY VC.LH DESC NULLS LAST WITHIN LEVEL)
Vendor Compliance Cube: VC	RANK_LH_VENDOR	Late Hours Rank Vendor	RANK() OVER (HIERARCHY VENDOR.HVENDOR ORDER BY VC.LH DESC NULLS LAST WITHIN LEVEL)
Vendor Compliance Cube: VC	RANK_MC_ORG	Mismatch Count Rank Organization	RANK() OVER (HIERARCHY ORGANIZATION.HORG ORDER BY VC.MC DESC NULLS LAST WITHIN LEVEL)
Vendor Compliance Cube: VC	RANK_MC_ VENDOR	Mismatch Count Rank Vendor	RANK() OVER (HIERARCHY VENDOR.HVENDOR ORDER BY VC.MC DESC NULLS LAST WITHIN LEVEL)
Vendor Compliance Cube: VC	RANK_MC_ VENDORITEM	Mismatch Count Rank VENDORITEM	RANK() OVER (HIERARCHY VENDORITEM.HVENDORITEM ORDER BY VC.MC DESC NULLS LAST WITHIN LEVEL)
Vendor Compliance Cube: VC	RANK_MQ_ORG	Mismatch Quantity Rank Organization	RANK() OVER (HIERARCHY ORGANIZATION.HORG ORDER BY VC.MQ DESC NULLS LAST WITHIN LEVEL)
Vendor Compliance Cube: VC	RANK_MQ_ VENDOR	Mismatch Quantity Rank Vendor	RANK() OVER (HIERARCHY VENDOR.HVENDOR ORDER BY VC.MQ DESC NULLS LAST WITHIN LEVEL)

Cube Name	Physical Name	Logical Name	Expression / Calculation
Vendor Compliance Cube: VC	RANK_MQ_ VENDORITEM	Mismatch Quantity Rank VENDORITEM	RANK() OVER (HIERARCHY VENDORITEM.HVENDORITEM ORDER BY VC.MQ DESC NULLS LAST WITHIN LEVEL)
Vendor Compliance Cube: VC	RANK_OC_ORG	Order Count Rank Organization	RANK() OVER (HIERARCHY ORGANIZATION.HORG ORDER BY VC.OC DESC NULLS LAST WITHIN LEVEL)
Vendor Compliance Cube: VC	RANK_OC_VENDOR	Order Count Rank Vendor	RANK() OVER (HIERARCHY VENDOR.HVENDOR ORDER BY VC.OC DESC NULLS LAST WITHIN LEVEL)
Vendor Compliance Cube: VC	RANK_OC_ VENDORITEM	Order Count Rank VENDORITEM	RANK() OVER (HIERARCHY VENDORITEM.HVENDORITEM ORDER BY VC.OC DESC NULLS LAST WITHIN LEVEL)
Vendor Compliance Cube: VC	RANK_OQ_ORG	Order Quantity Rank Organization	RANK() OVER (HIERARCHY ORGANIZATION.HORG ORDER BY VC.OQ DESC NULLS LAST WITHIN LEVEL)
Vendor Compliance Cube: VC	RANK_OQ_ VENDOR	Order Quantity Rank Vendor	RANK() OVER (HIERARCHY VENDOR.HVENDOR ORDER BY VC.OQ DESC NULLS LAST WITHIN LEVEL)
Vendor Compliance Cube: VC	RANK_OQ_ VENDORITEM	Order Quantity Rank VENDORITEM	RANK() OVER (HIERARCHY VENDORITEM.HVENDORITEM ORDER BY VC.OQ DESC NULLS LAST WITHIN LEVEL)
Vendor Compliance Cube: VC	RANK_OTC_ORG	Ontime Count Rank Organization	RANK() OVER (HIERARCHY ORGANIZATION.HORG ORDER BY VC.OTC DESC NULLS LAST WITHIN LEVEL)
Vendor Compliance Cube: VC	RANK_OTC_ VENDOR	Ontime Count Rank Vendor	RANK() OVER (HIERARCHY VENDOR.HVENDOR ORDER BY VC.OTC DESC NULLS LAST WITHIN LEVEL)
Vendor Compliance Cube: VC	RANK_OTC_ VENDORITEM	Ontime Count Rank VENDORITEM	RANK() OVER (HIERARCHY VENDORITEM.HVENDORITEM ORDER BY VC.OTC DESC NULLS LAST WITHIN LEVEL)
Vendor Compliance Cube: VC	RANK_OVC_ORG	Over Count Rank Organization	RANK() OVER (HIERARCHY ORGANIZATION.HORG ORDER BY VC.OVC DESC NULLS LAST WITHIN LEVEL)
Vendor Compliance Cube: VC	RANK_OVC_ VENDOR	Over Count Rank Vendor	RANK() OVER (HIERARCHY VENDOR.HVENDOR ORDER BY VC.OVC DESC NULLS LAST WITHIN LEVEL)
Vendor Compliance Cube: VC	RANK_OVC_ VENDORITEM	Over Count Rank VENDORITEM	RANK() OVER (HIERARCHY VENDORITEM.HVENDORITEM ORDER BY VC.OVC DESC NULLS LAST WITHIN LEVEL)
Vendor Compliance Cube: VC	RANK_OVQ_ORG	Over Quantity Rank Organization	RANK() OVER (HIERARCHY ORGANIZATION.HORG ORDER BY VC.OVQ DESC NULLS LAST WITHIN LEVEL)
Vendor Compliance Cube: VC	RANK_OVQ_ VENDOR	Over Quantity Rank Vendor	RANK() OVER (HIERARCHY VENDOR.HVENDOR ORDER BY VC.OVQ DESC NULLS LAST WITHIN LEVEL)
Vendor Compliance Cube: VC	RANK_OVQ_ VENDORITEM	Over Quantity Rank VENDORITEM	RANK() OVER (HIERARCHY VENDORITEM.HVENDORITEM ORDER BY VC.OVQ DESC NULLS LAST WITHIN LEVEL)
Vendor Compliance Cube: VC	RANK_QCFC_ORG	Quality Check Failed Count Rank Organization	RANK() OVER (HIERARCHY ORGANIZATION.HORG ORDER BY VC.QCFC DESC NULLS LAST WITHIN LEVEL)
Vendor Compliance Cube: VC	RANK_QCFC_ VENDOR	Quality Check Failed Count Rank Vendor	RANK() OVER (HIERARCHY VENDOR.HVENDOR ORDER BY VC.QCFC DESC NULLS LAST WITHIN LEVEL)
Vendor Compliance Cube: VC	RANK_QCFC_ VENDORITEM	Quality Check Failed Count Rank VENDORITEM	RANK() OVER (HIERARCHY VENDORITEM.HVENDORITEM ORDER BY VC.QCFC DESC NULLS LAST WITHIN LEVEL)
Vendor Compliance Cube: VC	RANK_QCFQ_ORG	Quality Check Failed Quantity Rank Organization	RANK() OVER (HIERARCHY ORGANIZATION.HORG ORDER BY VC.QCFQ DESC NULLS LAST WITHIN LEVEL)

Cube Name	Physical Name	Logical Name	Expression / Calculation
Vendor Compliance Cube: VC	RANK_QCFQ_ VENDOR	Quality Check Failed Quantity Rank Vendor	RANK() OVER (HIERARCHY VENDOR.HVENDOR ORDER BY VC.QCFQ DESC NULLS LAST WITHIN LEVEL)
Vendor Compliance Cube: VC	RANK_QCFQ_ VENDORITEM	Quality Check Failed Quantity Rank VENDORITEM	RANK() OVER (HIERARCHY VENDORITEM.HVENDORITEM ORDER BY VC.QCFQ DESC NULLS LAST WITHIN LEVEL)
Vendor Compliance Cube: VC	RANK_QCPC_ORG	Quality Check Passed Count Rank Organization	RANK() OVER (HIERARCHY ORGANIZATION.HORG ORDER BY VC.QCPC DESC NULLS LAST WITHIN LEVEL)
Vendor Compliance Cube: VC	RANK_QCPC_ VENDOR	Quality Check Passed Count Rank Vendor	RANK() OVER (HIERARCHY VENDOR.HVENDOR ORDER BY VC.QCPC DESC NULLS LAST WITHIN LEVEL)
Vendor Compliance Cube: VC	RANK_QCPC_ VENDORITEM	Quality Check Passed Count Rank VENDORITEM	RANK() OVER (HIERARCHY VENDORITEM.HVENDORITEM ORDER BY VC.QCPC DESC NULLS LAST WITHIN LEVEL)
Vendor Compliance Cube: VC	RANK_QCPQ_ORG	Quality Check Passed Quantity Rank Organization	RANK() OVER (HIERARCHY ORGANIZATION.HORG ORDER BY VC.QCPQ DESC NULLS LAST WITHIN LEVEL)
Vendor Compliance Cube: VC	RANK_QCPQ_ VENDOR	Quality Check Passed Quantity Rank Vendor	RANK() OVER (HIERARCHY VENDOR.HVENDOR ORDER BY VC.QCPQ DESC NULLS LAST WITHIN LEVEL)
Vendor Compliance Cube: VC	RANK_QCPQ_ VENDORITEM	Quality Check Passed Quantity Rank VENDORITEM	RANK() OVER (HIERARCHY VENDORITEM.HVENDORITEM ORDER BY VC.QCPQ DESC NULLS LAST WITHIN LEVEL)
Vendor Compliance Cube: VC	RANK_RC_ORG	Received Count Rank Organization	RANK() OVER (HIERARCHY ORGANIZATION.HORG ORDER BY VC.RC DESC NULLS LAST WITHIN LEVEL)
Vendor Compliance Cube: VC	RANK_RC_VENDOR	Received Count Rank Vendor	RANK() OVER (HIERARCHY VENDOR.HVENDOR ORDER BY VC.RC DESC NULLS LAST WITHIN LEVEL)
Vendor Compliance Cube: VC	RANK_RC_ VENDORITEM	Received Count Rank VENDORITEM	RANK() OVER (HIERARCHY VENDORITEM.HVENDORITEM ORDER BY VC.RC DESC NULLS LAST WITHIN LEVEL)
Vendor Compliance Cube: VC	RANK_RQ_ORG	Received Quantity Rank Organization	RANK() OVER (HIERARCHY ORGANIZATION.HORG ORDER BY VC.RQ DESC NULLS LAST WITHIN LEVEL)
Vendor Compliance Cube: VC	RANK_RQ_VENDOR	Received Quantity Rank Vendor	RANK() OVER (HIERARCHY VENDOR.HVENDOR ORDER BY VC.RQ DESC NULLS LAST WITHIN LEVEL)
Vendor Compliance Cube: VC	RANK_RQ_ VENDORITEM	Received Quantity Rank VENDORITEM	RANK() OVER (HIERARCHY VENDORITEM.HVENDORITEM ORDER BY VC.RQ DESC NULLS LAST WITHIN LEVEL)
Vendor Compliance Cube: VC	RANK_SC_ORG	Shipped Count Rank Organization	RANK() OVER (HIERARCHY ORGANIZATION.HORG ORDER BY VC.SC DESC NULLS LAST WITHIN LEVEL)
Vendor Compliance Cube: VC	RANK_SC_VENDOR	Shipped Count Rank Vendor	RANK() OVER (HIERARCHY VENDOR.HVENDOR ORDER BY VC.SC DESC NULLS LAST WITHIN LEVEL)
Vendor Compliance Cube: VC	RANK_SC_ VENDORITEM	Shipped Count Rank VENDORITEM	RANK() OVER (HIERARCHY VENDORITEM.HVENDORITEM ORDER BY VC.SC DESC NULLS LAST WITHIN LEVEL)
Vendor Compliance Cube: VC	RANK_SQ_ORG	Shipped Quantity Rank Organization	RANK() OVER (HIERARCHY ORGANIZATION.HORG ORDER BY VC.SQ DESC NULLS LAST WITHIN LEVEL)
Vendor Compliance Cube: VC	RANK_SQ_VENDOR	Shipped Quantity Rank Vendor	RANK() OVER (HIERARCHY VENDOR.HVENDOR ORDER BY VC.SQ DESC NULLS LAST WITHIN LEVEL)
Vendor Compliance Cube: VC	RANK_SQ_ VENDORITEM	Shipped Quantity Rank VENDORITEM	RANK() OVER (HIERARCHY VENDORITEM.HVENDORITEM ORDER BY VC.SQ DESC NULLS LAST WITHIN LEVEL)
Vendor Compliance Cube: VC	RANK_UC_ORG	Underr Count Rank Organization	RANK() OVER (HIERARCHY ORGANIZATION.HORG ORDER BY VC.UC DESC NULLS LAST WITHIN LEVEL)

Cube Name	Physical Name	Logical Name	Expression / Calculation
Vendor Compliance Cube: VC	RANK_UC_VENDOR	Underr Count Rank Vendor	RANK() OVER (HIERARCHY VENDOR.HVENDOR ORDER BY VC.UC DESC NULLS LAST WITHIN LEVEL)
Vendor Compliance Cube: VC	RANK_UC_ VENDORITEM	Underr Count Rank VENDORITEM	RANK() OVER (HIERARCHY VENDORITEM.HVENDORITEM ORDER BY VC.UC DESC NULLS LAST WITHIN LEVEL)
Vendor Compliance Cube: VC	RANK_UQ_ORG	Underr Quantity Rank Organization	RANK() OVER (HIERARCHY ORGANIZATION.HORG ORDER BY VC.UQ DESC NULLS LAST WITHIN LEVEL)
Vendor Compliance Cube: VC	RANK_UQ_ VENDOR	Underr Quantity Rank Vendor	RANK() OVER (HIERARCHY VENDOR.HVENDOR ORDER BY VC.UQ DESC NULLS LAST WITHIN LEVEL)
Vendor Compliance Cube: VC	RANK_UQ_ VENDORITEM	Underr Quantity Rank VENDORITEM	RANK() OVER (HIERARCHY VENDORITEM.HVENDORITEM ORDER BY VC.UQ DESC NULLS LAST WITHIN LEVEL)
Vendor Compliance Cube: VC	RANK_USC_ORG	Unschedule Count Rank Organization	RANK() OVER (HIERARCHY ORGANIZATION.HORG ORDER BY VC.USC DESC NULLS LAST WITHIN LEVEL)
Vendor Compliance Cube: VC	RANK_USC_ VENDOR	Unschedule Count Rank Vendor	RANK() OVER (HIERARCHY VENDOR.HVENDOR ORDER BY VC.USC DESC NULLS LAST WITHIN LEVEL)
Vendor Compliance Cube: VC	RANK_USC_ VENDORITEM	Unschedule Count Rank VENDORITEM	RANK() OVER (HIERARCHY VENDORITEM.HVENDORITEM ORDER BY VC.USC DESC NULLS LAST WITHIN LEVEL)
Vendor Compliance Cube: VC	RC_LP	Received Count Last Period	LAG(VC.RC, 1) OVER HIERARCHY ("TIME".HTBSNS)
Vendor Compliance Cube: VC	RC_LP_CHG	Received Count Last Period Change	LAG_VARIANCE(VC.RC, 1) OVER HIERARCHY ("TIME".HTBSNS)
Vendor Compliance Cube: VC	RC_LP_PCT_CHG	Received Count Last Period % Change	LAG_VARIANCE_PERCENT(VC.RC, 1) OVER HIERARCHY ("TIME".HTBSNS)
Vendor Compliance Cube: VC	RC_LY	Received Count Last Year	LAG(VC.RC, 1) OVER HIERARCHY ("TIME".HTBSNS BY ANCESTOR AT LEVEL "TIME".HTBSNS.BSNS_YR POSITION FROM BEGINNING)
Vendor Compliance Cube: VC	RC_LY_CHG	Received Count Last Year Change	LAG_VARIANCE(VC.RC, 1) OVER HIERARCHY ("TIME".HTBSNS BY ANCESTOR AT LEVEL "TIME".HTBSNS.BSNS_YR POSITION FROM BEGINNING)
Vendor Compliance Cube: VC	RC_LY_PCT_CHG	Received Count Last Year % Change	LAG_VARIANCE_PERCENT(VC.RC, 1) OVER HIERARCHY ("TIME".HTBSNS BY ANCESTOR AT LEVEL "TIME".HTBSNS.BSNS_YR POSITION FROM BEGINNING)
Vendor Compliance Cube: VC	RC_YTD	Received Count YTD	SUM(VC.RC) OVER HIERARCHY ("TIME".HTBSNS BETWEEN UNBOUNDED PRECEDING AND CURRENT MEMBER WITHIN ANCESTOR AT LEVEL "TIME".BSNS_YR)
Vendor Compliance Cube: VC	RC_YTD_LY	Received Count YTD Last Year	LAG(VC.RC_YTD, 1) OVER HIERARCHY ("TIME".HTBSNS BY ANCESTOR AT LEVEL "TIME".HTBSNS.BSNS_YR POSITION FROM BEGINNING)
Vendor Compliance Cube: VC	RC_YTD_LY_CHG	Received Count YTD Last Year Change	LAG(VC.RC_YTD, 1) OVER HIERARCHY ("TIME".HTBSNS BY ANCESTOR AT LEVEL "TIME".HTBSNS.BSNS_YR POSITION FROM BEGINNING)
Vendor Compliance Cube: VC	RC_YTD_LY_PCT_ CHG	Received Count YTD Last Year % Change	LAG_VARIANCE_PERCENT(VC.RC_YTD, 1) OVER HIERARCHY ("TIME".HTBSNS BY ANCESTOR AT LEVEL "TIME".HTBSNS.BSNS_YR POSITION FROM BEGINNING)
Vendor Compliance Cube: VC	RQ_LP	Received Quantity Last Period	LAG(VC.RQ, 1) OVER HIERARCHY ("TIME".HTBSNS)

Cube Name	Physical Name	Logical Name	Expression / Calculation
Vendor Compliance Cube: VC	RQ_LP_CHG	Received Quantity Last Period Change	LAG_VARIANCE(VC.RQ, 1) OVER HIERARCHY ("TIME".HTBSNS)
Vendor Compliance Cube: VC	RQ_LP_PCT_CHG	Received Quantity Last Period % Change	LAG_VARIANCE_PERCENT(VC.RQ, 1) OVER HIERARCHY ("TIME".HTBSNS)
Vendor Compliance Cube: VC	RQ_LY	Received Quantity Last Year	LAG(VC.RQ, 1) OVER HIERARCHY ("TIME".HTBSNS BY ANCESTOR AT LEVEL "TIME".HTBSNS.BSNS_YR POSITION FROM BEGINNING)
Vendor Compliance Cube: VC	RQ_LY_CHG	Received Quantity Last Year Change	LAG_VARIANCE(VC.RQ, 1) OVER HIERARCHY ("TIME".HTBSNS BY ANCESTOR AT LEVEL "TIME".HTBSNS.BSNS_YR POSITION FROM BEGINNING)
Vendor Compliance Cube: VC	RQ_LY_PCT_CHG	Received Quantity Last Year % Change	LAG_VARIANCE_PERCENT(VC.RQ, 1) OVER HIERARCHY ("TIME".HTBSNS BY ANCESTOR AT LEVEL "TIME".HTBSNS.BSNS_YR POSITION FROM BEGINNING)
Vendor Compliance Cube: VC	RQ_YTD	Received Quantity YTD	SUM(VC.RQ) OVER HIERARCHY ("TIME".HTBSNS BETWEEN UNBOUNDED PRECEDING AND CURRENT MEMBER WITHIN ANCESTOR AT LEVEL "TIME".BSNS_YR)
Vendor Compliance Cube: VC	RQ_YTD_LY	Received Quantity YTD Last Year	LAG(VC.RQ_YTD, 1) OVER HIERARCHY ("TIME".HTBSNS BY ANCESTOR AT LEVEL "TIME".HTBSNS.BSNS_YR POSITION FROM BEGINNING)
Vendor Compliance Cube: VC	RQ_YTD_LY_CHG	Received Quantity YTD Last Year Change	LAG(VC.RQ_YTD, 1) OVER HIERARCHY ("TIME".HTBSNS BY ANCESTOR AT LEVEL "TIME".HTBSNS.BSNS_YR POSITION FROM BEGINNING)
Vendor Compliance Cube: VC	RQ_YTD_LY_PCT_CHG	Received Quantity YTD Last Year % Change	LAG_VARIANCE_PERCENT(VC.RQ_YTD, 1) OVER HIERARCHY ("TIME".HTBSNS BY ANCESTOR AT LEVEL "TIME".HTBSNS.BSNS_YR POSITION FROM BEGINNING)
Vendor Compliance Cube: VC	SC_LP	Shipped Count Last Period	LAG(VC.SC, 1) OVER HIERARCHY ("TIME".HTBSNS)
Vendor Compliance Cube: VC	SC_LP_CHG	Shipped Count Last Period Change	LAG_VARIANCE(VC.SC, 1) OVER HIERARCHY ("TIME".HTBSNS)
Vendor Compliance Cube: VC	SC_LP_PCT_CHG	Shipped Count Last Period % Change	LAG_VARIANCE_PERCENT(VC.SC, 1) OVER HIERARCHY ("TIME".HTBSNS)
Vendor Compliance Cube: VC	SC_LY	Shipped Count Last Year	LAG(VC.SC, 1) OVER HIERARCHY ("TIME".HTBSNS BY ANCESTOR AT LEVEL "TIME".HTBSNS.BSNS_YR POSITION FROM BEGINNING)
Vendor Compliance Cube: VC	SC_LY_CHG	Shipped Count Last Year Change	LAG_VARIANCE(VC.SC, 1) OVER HIERARCHY ("TIME".HTBSNS BY ANCESTOR AT LEVEL "TIME".HTBSNS.BSNS_YR POSITION FROM BEGINNING)
Vendor Compliance Cube: VC	SC_LY_PCT_CHG	Shipped Count Last Year % Change	LAG_VARIANCE_PERCENT(VC.SC, 1) OVER HIERARCHY ("TIME".HTBSNS BY ANCESTOR AT LEVEL "TIME".HTBSNS.BSNS_YR POSITION FROM BEGINNING)
Vendor Compliance Cube: VC	SC_YTD	Shipped Count YTD	SUM(VC.SC) OVER HIERARCHY ("TIME".HTBSNS BETWEEN UNBOUNDED PRECEDING AND CURRENT MEMBER WITHIN ANCESTOR AT LEVEL "TIME".BSNS_YR)
Vendor Compliance Cube: VC	SC_YTD_LY	Shipped Count YTD Last Year	LAG(VC.SC_YTD, 1) OVER HIERARCHY ("TIME".HTBSNS BY ANCESTOR AT LEVEL "TIME".HTBSNS.BSNS_YR POSITION FROM BEGINNING)

Cube Name	Physical Name	Logical Name	Expression / Calculation
Vendor Compliance Cube: VC	SC_YTD_LY_CHG	Shipped Count YTD Last Year Change	LAG(VC.SC_YTD, 1) OVER HIERARCHY ("TIME".HTBSNS BY ANCESTOR AT LEVEL "TIME".HTBSNS.BSNS_YR POSITION FROM BEGINNING)
Vendor Compliance Cube: VC	SC_YTD_LY_PCT_ CHG	Shipped Count YTD Last Year % Change	LAG_VARIANCE_PERCENT(VC.SC_YTD, 1) OVER HIERARCHY ("TIME".HTBSNS BY ANCESTOR AT LEVEL "TIME".HTBSNS.BSNS_YR POSITION FROM BEGINNING)
Vendor Compliance Cube: VC	SHR_DC_ORG	Delivery Count Share Organization	SHARE(VC.DC OF HIERARCHY ORGANIZATION.HORG PARENT)
Vendor Compliance Cube: VC	SHR_DC_VENDOR	Delivery Count Share Vendor	SHARE(VC.DC OF HIERARCHY VENDOR.HVENDOR PARENT)
Vendor Compliance Cube: VC	SHR_DC_ VENDORITEM	Delivery Count Share Vendor Item	SHARE(VC.DC OF HIERARCHY VENDORITEM.HVENDORITEM PARENT)
Vendor Compliance Cube: VC	SHR_EC_ORG	Expected Count Share Organization	SHARE(VC.EC OF HIERARCHY ORGANIZATION.HORG PARENT)
Vendor Compliance Cube: VC	SHR_EC_VENDOR	Expected Count Share Vendor	SHARE(VC.EC OF HIERARCHY VENDOR.HVENDOR PARENT)
Vendor Compliance Cube: VC	SHR_EC_ VENDORITEM	Expected Count Share Vendor Item	SHARE(VC.EC OF HIERARCHY VENDORITEM.HVENDORITEM PARENT)
Vendor Compliance Cube: VC	SHR_EDC_ORG	Early Delivery Count Share Organization	SHARE(VC.EDC OF HIERARCHY ORGANIZATION.HORG PARENT)
Vendor Compliance Cube: VC	SHR_EDC_VENDOR	Early Delivery Count Share Vendor	SHARE(VC.EDC OF HIERARCHY VENDOR.HVENDOR PARENT)
Vendor Compliance Cube: VC	SHR_EDC_ VENDORITEM	Early Delivery Count Share Vendor Item	SHARE(VC.EDC OF HIERARCHY VENDORITEM.HVENDORITEM PARENT)
Vendor Compliance Cube: VC	SHR_ED_ORG	Early Days Share Organization	SHARE(VC.ED OF HIERARCHY ORGANIZATION.HORG PARENT)
Vendor Compliance Cube: VC	SHR_ED_VENDOR	Early Days Share Vendor	SHARE(VC.ED OF HIERARCHY VENDOR.HVENDOR PARENT)
Vendor Compliance Cube: VC	SHR_ED_ VENDORITEM	Early Days Share Vendor Item	SHARE(VC.ED OF HIERARCHY VENDORITEM.HVENDORITEM PARENT)
Vendor Compliance Cube: VC	SHR_EH_ORG	Early Hours Share Organization	SHARE(VC.EH OF HIERARCHY ORGANIZATION.HORG PARENT)
Vendor Compliance Cube: VC	SHR_EH_VENDOR	Early Hours Share Vendor	SHARE(VC.EH OF HIERARCHY VENDOR.HVENDOR PARENT)
Vendor Compliance Cube: VC	SHR_EH_ VENDORITEM	Early Hours Share Vendor Item	SHARE(VC.EH OF HIERARCHY VENDORITEM.HVENDORITEM PARENT)
Vendor Compliance Cube: VC	SHR_EQ_ORG	Expected Quantity Share Organization	SHARE(VC.EQ OF HIERARCHY ORGANIZATION.HORG PARENT)
Vendor Compliance Cube: VC	SHR_EQ_VENDOR	Expected Quantity Share Vendor	SHARE(VC.EQ OF HIERARCHY VENDOR.HVENDOR PARENT)
Vendor Compliance Cube: VC	SHR_EQ_ VENDORITEM	Expected Quantity Share Vendor Item	SHARE(VC.EQ OF HIERARCHY VENDORITEM.HVENDORITEM PARENT)
Vendor Compliance Cube: VC	SHR_LDC_ORG	Late Delivery Count Share Organization	SHARE(VC.LDC OF HIERARCHY ORGANIZATION.HORG PARENT)
Vendor Compliance Cube: VC	SHR_LDC_VENDOR	Late Delivery Count Share Vendor	SHARE(VC.LDC OF HIERARCHY VENDOR.HVENDOR PARENT)
Vendor Compliance Cube: VC	SHR_LDC_ VENDORITEM	Late Delivery Count Share Vendor Item	SHARE(VC.LDC OF HIERARCHY VENDORITEM.HVENDORITEM PARENT)
Vendor Compliance Cube: VC	SHR_LD_ORG	Late Days Share Organization	SHARE(VC.LD OF HIERARCHY ORGANIZATION.HORG PARENT)

Cube Name	Physical Name	Logical Name	Expression / Calculation
Vendor Compliance Cube: VC	SHR_LD_VENDOR	Late Days Share Vendor	SHARE(VC.LD OF HIERARCHY VENDOR.HVENDOR PARENT)
Vendor Compliance Cube: VC	SHR_LD_ VENDORITEM	Late Days Share Vendor Item	SHARE(VC.LD OF HIERARCHY VENDORITEM.HVENDORITEM PARENT)
Vendor Compliance Cube: VC	SHR_LH_ORG	Late Hours Share Organization	SHARE(VC.LH OF HIERARCHY ORGANIZATION.HORG PARENT)
Vendor Compliance Cube: VC	SHR_LH_VENDOR	Late Hours Share Vendor	SHARE(VC.LH OF HIERARCHY VENDOR.HVENDOR PARENT)
Vendor Compliance Cube: VC	SHR_LH_ VENDORITEM	Late Hours Share Vendor Item	SHARE(VC.LH OF HIERARCHY VENDORITEM.HVENDORITEM PARENT)
Vendor Compliance Cube: VC	SHR_MC_ORG	Mismatch Count Share Organization	SHARE(VC.MC OF HIERARCHY ORGANIZATION.HORG PARENT)
Vendor Compliance Cube: VC	SHR_MC_VENDOR	Mismatch Count Share Vendor	SHARE(VC.MC OF HIERARCHY VENDOR.HVENDOR PARENT)
Vendor Compliance Cube: VC	SHR_MC_ VENDORITEM	Mismatch Count Share Vendor Item	SHARE(VC.MC OF HIERARCHY VENDORITEM.HVENDORITEM PARENT)
Vendor Compliance Cube: VC	SHR_MQ_ORG	Mismatch Quantity Share Organization	SHARE(VC.MQ OF HIERARCHY ORGANIZATION.HORG PARENT)
Vendor Compliance Cube: VC	SHR_MQ_VENDOR	Mismatch Quantity Share Vendor	SHARE(VC.MQ OF HIERARCHY VENDOR.HVENDOR PARENT)
Vendor Compliance Cube: VC	SHR_MQ_ VENDORITEM	Mismatch Quantity Share Vendor Item	SHARE(VC.MQ OF HIERARCHY VENDORITEM.HVENDORITEM PARENT)
Vendor Compliance Cube: VC	SHR_OC_ORG	Order Count Share Organization	SHARE(VC.OC OF HIERARCHY ORGANIZATION.HORG PARENT)
Vendor Compliance Cube: VC	SHR_OC_VENDOR	Order Count Share Vendor	SHARE(VC.OC OF HIERARCHY VENDOR.HVENDOR PARENT)
Vendor Compliance Cube: VC	SHR_OC_ VENDORITEM	Order Count Share Vendor Item	SHARE(VC.OC OF HIERARCHY VENDORITEM.HVENDORITEM PARENT)
Vendor Compliance Cube: VC	SHR_OQ_ORG	Order Quantity Share Organization	SHARE(VC.OQ OF HIERARCHY ORGANIZATION.HORG PARENT)
Vendor Compliance Cube: VC	SHR_OQ_VENDOR	Order Quantity Share Vendor	SHARE(VC.OQ OF HIERARCHY VENDOR.HVENDOR PARENT)
Vendor Compliance Cube: VC	SHR_OQ_ VENDORITEM	Order Quantity Share Vendor Item	SHARE(VC.OQ OF HIERARCHY VENDORITEM.HVENDORITEM PARENT)
Vendor Compliance Cube: VC	SHR_OTC_ORG	Ontime Count Share Organization	SHARE(VC.OTC OF HIERARCHY ORGANIZATION.HORG PARENT)
Vendor Compliance Cube: VC	SHR_OTC_VENDOR	Ontime Count Share Vendor	SHARE(VC.OTC OF HIERARCHY VENDOR.HVENDOR PARENT)
Vendor Compliance Cube: VC	SHR_OVC_ORG	Over Count Share Organization	SHARE(VC.OVC OF HIERARCHY ORGANIZATION.HORG PARENT)
Vendor Compliance Cube: VC	SHR_OVC_VENDOR	Over Count Share Vendor	SHARE(VC.OVC OF HIERARCHY VENDOR.HVENDOR PARENT)
Vendor Compliance Cube: VC	SHR_OVC_ VENDORITEM	Over Count Share Vendor Item	SHARE(VC.OVC OF HIERARCHY VENDORITEM.HVENDORITEM PARENT)
Vendor Compliance Cube: VC	SHR_OVQ_ORG	Over Quantity Share Organization	SHARE(VC.OVQ OF HIERARCHY ORGANIZATION.HORG PARENT)
Vendor Compliance Cube: VC	SHR_OVQ_VENDOR	Over Quantity Share Vendor	SHARE(VC.OVQ OF HIERARCHY VENDOR.HVENDOR PARENT)
Vendor Compliance Cube: VC	SHR_OVQ_ VENDORITEM	Over Quantity Share Vendor Item	SHARE(VC.OVQ OF HIERARCHY VENDORITEM.HVENDORITEM PARENT)

Cube Name	Physical Name	Logical Name	Expression / Calculation
Vendor Compliance Cube: VC	SHR_QCFC_ORG	Quality Check Failed Count Share Organization	SHARE(VC.QCFC OF HIERARCHY ORGANIZATION.HORG PARENT)
Vendor Compliance Cube: VC	SHR_QCFC_ VENDOR	Quality Check Failed Count Share Vendor	SHARE(VC.QCFC OF HIERARCHY VENDOR.HVENDOR PARENT)
Vendor Compliance Cube: VC	SHR_QCFC_ VENDORITEM	Quality Check Failed Count Share Vendor Item	SHARE(VC.QCFC OF HIERARCHY VENDORITEM.HVENDORITEM PARENT)
Vendor Compliance Cube: VC	SHR_QCFQ_ORG	Quality Check Failed Quantity Share Organization	SHARE(VC.QCFQ OF HIERARCHY ORGANIZATION.HORG PARENT)
Vendor Compliance Cube: VC	SHR_QCFQ_ VENDOR	Quality Check Failed Quantity Share Vendor	SHARE(VC.QCFQ OF HIERARCHY VENDOR.HVENDOR PARENT)
Vendor Compliance Cube: VC	SHR_QCFQ_ VENDORITEM	Quality Check Failed Quantity Share Vendor Item	SHARE(VC.QCFQ OF HIERARCHY VENDORITEM.HVENDORITEM PARENT)
Vendor Compliance Cube: VC	SHR_QCPC_ORG	Quality Check Passed Count Share Organization	SHARE(VC.QCPC OF HIERARCHY ORGANIZATION.HORG PARENT)
Vendor Compliance Cube: VC	SHR_QCPC_ VENDOR	Quality Check Passed Count Share Vendor	SHARE(VC.QCPC OF HIERARCHY VENDOR.HVENDOR PARENT)
Vendor Compliance Cube: VC	SHR_QCPC_ VENDORITEM	Quality Check Passed Count Share Vendor Item	SHARE(VC.QCPC OF HIERARCHY VENDORITEM.HVENDORITEM PARENT)
Vendor Compliance Cube: VC	SHR_QCPQ_ORG	Quality Check Passed Quantity Share Organization	SHARE(VC.QCPQ OF HIERARCHY ORGANIZATION.HORG PARENT)
Vendor Compliance Cube: VC	SHR_QCPQ_ VENDOR	Quality Check Passed Quantity Share Vendor	SHARE(VC.QCPQ OF HIERARCHY VENDOR.HVENDOR PARENT)
Vendor Compliance Cube: VC	SHR_QCPQ_ VENDORITEM	Quality Check Passed Quantity Share Vendor Item	SHARE(VC.QCPQ OF HIERARCHY VENDORITEM.HVENDORITEM PARENT)
Vendor Compliance Cube: VC	SHR_RC_VENDOR	Received Count Share Vendor	SHARE(VC.RC OF HIERARCHY VENDOR.HVENDOR PARENT)
Vendor Compliance Cube: VC	SHR_RC_ VENDORITEM	Received Count Share Organization	SHARE(VC.RC OF HIERARCHY VENDORITEM.HVENDORITEM PARENT)
Vendor Compliance Cube: VC	SHR_RQ_ORG	Received Quantity Share Organization	SHARE(VC.RQ OF HIERARCHY ORGANIZATION.HORG PARENT)
Vendor Compliance Cube: VC	SHR_RQ_VENDOR	Received Quantity Share Vendor	SHARE(VC.RQ OF HIERARCHY VENDOR.HVENDOR PARENT)
Vendor Compliance Cube: VC	SHR_RQ_ VENDORITEM	Received Quantity Share Vendor Item	SHARE(VC.RQ OF HIERARCHY VENDORITEM.HVENDORITEM PARENT)
Vendor Compliance Cube: VC	SHR_SC_ORG	Shipped Count Share Organization	SHARE(VC.SC OF HIERARCHY ORGANIZATION.HORG PARENT)
Vendor Compliance Cube: VC	SHR_SC_VENDOR	Shipped Count Share Vendor	SHARE(VC.SC OF HIERARCHY VENDOR.HVENDOR PARENT)
Vendor Compliance Cube: VC	SHR_SC_ VENDORITEM	Shipped Count Share Vendor Item	SHARE(VC.SC OF HIERARCHY VENDORITEM.HVENDORITEM PARENT)
Vendor Compliance Cube: VC	SHR_SQ_ORG	Shipped Quantity Share Organization	SHARE(VC.SQ OF HIERARCHY ORGANIZATION.HORG PARENT)
Vendor Compliance Cube: VC	SHR_SQ_VENDOR	Shipped Quantity Share Vendor	SHARE(VC.SQ OF HIERARCHY VENDOR.HVENDOR PARENT)
Vendor Compliance Cube: VC	SHR_UC_ORG	Underr Count Share Organization	SHARE(VC.UC OF HIERARCHY ORGANIZATION.HORG PARENT)

Cube Name	Physical Name	Logical Name	Expression / Calculation
Vendor Compliance Cube: VC	SHR_UC_VENDOR	Underr Count Share Vendor	SHARE(VC.UC OF HIERARCHY VENDOR.HVENDOR PARENT)
Vendor Compliance Cube: VC	SHR_UQ_ORG	Underr Quantity Share Organization	SHARE(VC.UQ OF HIERARCHY ORGANIZATION.HORG PARENT)
Vendor Compliance Cube: VC	SHR_UQ_VENDOR	Underr Quantity Share Vendor	SHARE(VC.UQ OF HIERARCHY VENDOR.HVENDOR PARENT)
Vendor Compliance Cube: VC	SHR_UQ_ VENDORITEM	Underr Quantity Share Vendor Item	SHARE(VC.UQ OF HIERARCHY VENDORITEM.HVENDORITEM PARENT)
Vendor Compliance Cube: VC	SHR_USC_ORG	Unschedule Count Share Organization	SHARE(VC.USC OF HIERARCHY ORGANIZATION.HORG PARENT)
Vendor Compliance Cube: VC	SHR_USC_VENDOR	Unschedule Count Share Vendor	SHARE(VC.USC OF HIERARCHY VENDOR.HVENDOR PARENT)
Vendor Compliance Cube: VC	SHR_USC_ VENDORITEM	Unschedule Count Share Vendor Item	SHARE(VC.USC OF HIERARCHY VENDORITEM.HVENDORITEM PARENT)
Vendor Compliance Cube: VC	SQ_LP	Shipped Quantity Last Period	LAG(VC.SQ, 1) OVER HIERARCHY ("TIME".HTBSNS)
Vendor Compliance Cube: VC	SQ_LP_CHG	Shipped Quantity Last Period Change	LAG_VARIANCE(VC.SQ, 1) OVER HIERARCHY ("TIME".HTBSNS)
Vendor Compliance Cube: VC	SQ_LP_PCT_CHG	Shipped Quantity Last Period % Change	LAG_VARIANCE_PERCENT(VC.SQ, 1) OVER HIERARCHY ("TIME".HTBSNS)
Vendor Compliance Cube: VC	SQ_LY	Shipped Quantity Last Year	LAG(VC.SQ, 1) OVER HIERARCHY ("TIME".HTBSNS BY ANCESTOR AT LEVEL "TIME".HTBSNS.BSNS_YR POSITION FROM BEGINNING)
Vendor Compliance Cube: VC	SQ_LY_CHG	Shipped Quantity Last Year Change	LAG_VARIANCE(VC.SQ, 1) OVER HIERARCHY ("TIME".HTBSNS BY ANCESTOR AT LEVEL "TIME".HTBSNS.BSNS_YR POSITION FROM BEGINNING)
Vendor Compliance Cube: VC	SQ_LY_PCT_CHG	Shipped Quantity Last Year % Change	LAG_VARIANCE_PERCENT(VC.SQ, 1) OVER HIERARCHY ("TIME".HTBSNS BY ANCESTOR AT LEVEL "TIME".HTBSNS.BSNS_YR POSITION FROM BEGINNING)
Vendor Compliance Cube: VC	SQ_YTD	Shipped Quantity YTD	SUM(VC.SQ) OVER HIERARCHY ("TIME".HTBSNS BETWEEN UNBOUNDED PRECEDING AND CURRENT MEMBER WITHIN ANCESTOR AT LEVEL "TIME".BSNS_YR)
Vendor Compliance Cube: VC	SQ_YTD_LY	Shipped Quantity YTD Last Year	LAG(VC.SQ_YTD, 1) OVER HIERARCHY ("TIME".HTBSNS BY ANCESTOR AT LEVEL "TIME".HTBSNS.BSNS_YR POSITION FROM BEGINNING)
Vendor Compliance Cube: VC	SQ_YTD_LY_CHG	Shipped Quantity YTD Last Year Change	LAG(VC.SQ_YTD, 1) OVER HIERARCHY ("TIME".HTBSNS BY ANCESTOR AT LEVEL "TIME".HTBSNS.BSNS_YR POSITION FROM BEGINNING)
Vendor Compliance Cube: VC	SQ_YTD_LY_PCT_ CHG	Shipped Quantity YTD Last Year % Change	LAG_VARIANCE_PERCENT(VC.SQ_YTD, 1) OVER HIERARCHY ("TIME".HTBSNS BY ANCESTOR AT LEVEL "TIME".HTBSNS.BSNS_YR POSITION FROM BEGINNING)
Vendor Compliance Cube: VC	UC_LP	Underr Count Last Period	LAG(VC.UC, 1) OVER HIERARCHY ("TIME".HTBSNS)
Vendor Compliance Cube: VC	UC_LP_CHG	Underr Count Last Period Change	LAG_VARIANCE(VC.UC, 1) OVER HIERARCHY ("TIME".HTBSNS)
Vendor Compliance Cube: VC	UC_LP_PCT_CHG	Underr Count Last Period % Change	LAG_VARIANCE_PERCENT(VC.UC, 1) OVER HIERARCHY ("TIME".HTBSNS)

Cube Name	Physical Name	Logical Name	Expression / Calculation
Vendor Compliance Cube: VC	UC_LY	Underr Count Last Year	LAG(VC.UC, 1) OVER HIERARCHY ("TIME".HTBSNS BY ANCESTOR AT LEVEL "TIME".HTBSNS.BSNS_YR POSITION FROM BEGINNING)
Vendor Compliance Cube: VC	UC_LY_CHG	Underr Count Last Year Change	LAG_VARIANCE(VC.UC, 1) OVER HIERARCHY ("TIME".HTBSNS BY ANCESTOR AT LEVEL "TIME".HTBSNS.BSNS_YR POSITION FROM BEGINNING)
Vendor Compliance Cube: VC	UC_LY_PCT_CHG	Underr Count Last Year % Change	LAG_VARIANCE_PERCENT(VC.UC, 1) OVER HIERARCHY ("TIME".HTBSNS BY ANCESTOR AT LEVEL "TIME".HTBSNS.BSNS_YR POSITION FROM BEGINNING)
Vendor Compliance Cube: VC	UC_YTD	Underr Count YTD	SUM(VC.UC) OVER HIERARCHY ("TIME".HTBSNS BETWEEN UNBOUNDED PRECEDING AND CURRENT MEMBER WITHIN ANCESTOR AT LEVEL "TIME".BSNS_YR)
Vendor Compliance Cube: VC	UC_YTD_LY	Underr Count YTD Last Year	LAG(VC.UC_YTD, 1) OVER HIERARCHY ("TIME".HTBSNS BY ANCESTOR AT LEVEL "TIME".HTBSNS.BSNS_YR POSITION FROM BEGINNING)
Vendor Compliance Cube: VC	UC_YTD_LY_CHG	Underr Count YTD Last Year Change	LAG(VC.UC_YTD, 1) OVER HIERARCHY ("TIME".HTBSNS BY ANCESTOR AT LEVEL "TIME".HTBSNS.BSNS_YR POSITION FROM BEGINNING)
Vendor Compliance Cube: VC	UC_YTD_LY_PCT_CHG	Underr Count YTD Last Year % Change	LAG_VARIANCE_PERCENT(VC.UC_YTD, 1) OVER HIERARCHY ("TIME".HTBSNS BY ANCESTOR AT LEVEL "TIME".HTBSNS.BSNS_YR POSITION FROM BEGINNING)
Vendor Compliance Cube: VC	UQ_LP	Underr Quantity Last Period	LAG(VC.UQ, 1) OVER HIERARCHY ("TIME".HTBSNS)
Vendor Compliance Cube: VC	UQ_LP_CHG	Underr Quantity Last Period Change	LAG_VARIANCE(VC.UQ, 1) OVER HIERARCHY ("TIME".HTBSNS)
Vendor Compliance Cube: VC	UQ_LP_PCT_CHG	Underr Quantity Last Period % Change	LAG_VARIANCE_PERCENT(VC.UQ, 1) OVER HIERARCHY ("TIME".HTBSNS)
Vendor Compliance Cube: VC	UQ_LY	Underr Quantity Last Year	LAG(VC.UQ, 1) OVER HIERARCHY ("TIME".HTBSNS BY ANCESTOR AT LEVEL "TIME".HTBSNS.BSNS_YR POSITION FROM BEGINNING)
Vendor Compliance Cube: VC	UQ_LY_CHG	Underr Quantity Last Year Change	LAG_VARIANCE(VC.UQ, 1) OVER HIERARCHY ("TIME".HTBSNS BY ANCESTOR AT LEVEL "TIME".HTBSNS.BSNS_YR POSITION FROM BEGINNING)
Vendor Compliance Cube: VC	UQ_LY_PCT_CHG	Underr Quantity Last Year % Change	LAG_VARIANCE_PERCENT(VC.UQ, 1) OVER HIERARCHY ("TIME".HTBSNS BY ANCESTOR AT LEVEL "TIME".HTBSNS.BSNS_YR POSITION FROM BEGINNING)
Vendor Compliance Cube: VC	UQ_YTD	Underr Quantity YTD	SUM(VC.UQ) OVER HIERARCHY ("TIME".HTBSNS BETWEEN UNBOUNDED PRECEDING AND CURRENT MEMBER WITHIN ANCESTOR AT LEVEL "TIME".BSNS_YR)
Vendor Compliance Cube: VC	UQ_YTD_LY	Underr Quantity YTD Last Year	LAG(VC.UQ_YTD, 1) OVER HIERARCHY ("TIME".HTBSNS BY ANCESTOR AT LEVEL "TIME".HTBSNS.BSNS_YR POSITION FROM BEGINNING)
Vendor Compliance Cube: VC	UQ_YTD_LY_CHG	Underr Quantity YTD Last Year Change	LAG(VC.UQ_YTD, 1) OVER HIERARCHY ("TIME".HTBSNS BY ANCESTOR AT LEVEL "TIME".HTBSNS.BSNS_YR POSITION FROM BEGINNING)

Cube Name	Physical Name	Logical Name	Expression / Calculation
Vendor Compliance Cube: VC	UQ_YTD_LY_PCT_ CHG	Underr Quantity YTD Last Year % Change	LAG_VARIANCE_PERCENT(VC.UQ_YTD, 1) OVER HIERARCHY ("TIME".HTBSNS BY ANCESTOR AT LEVEL "TIME".HTBSNS.BSNS_YR POSITION FROM BEGINNING)
Vendor Compliance Cube: VC	USC_LP	Unschedule Count Last Period	LAG(VC.USC, 1) OVER HIERARCHY ("TIME".HTBSNS)
Vendor Compliance Cube: VC	USC_LP_CHG	Unschedule Count Last Period Change	LAG_VARIANCE(VC.USC, 1) OVER HIERARCHY ("TIME".HTBSNS)
Vendor Compliance Cube: VC	USC_LP_PCT_CHG	Unschedule Count Last Period % Change	LAG_VARIANCE_PERCENT(VC.USC, 1) OVER HIERARCHY ("TIME".HTBSNS)
Vendor Compliance Cube: VC	USC_LY	Unschedule Count Last Year	LAG(VC.USC, 1) OVER HIERARCHY ("TIME".HTBSNS BY ANCESTOR AT LEVEL "TIME".HTBSNS.BSNS_YR POSITION FROM BEGINNING)
Vendor Compliance Cube: VC	USC_LY_CHG	Unschedule Count Last Year Change	LAG_VARIANCE(VC.USC, 1) OVER HIERARCHY ("TIME".HTBSNS BY ANCESTOR AT LEVEL "TIME".HTBSNS.BSNS_YR POSITION FROM BEGINNING)
Vendor Compliance Cube: VC	USC_LY_PCT_CHG	Unschedule Count Last Year % Change	LAG_VARIANCE_PERCENT(VC.USC, 1) OVER HIERARCHY ("TIME".HTBSNS BY ANCESTOR AT LEVEL "TIME".HTBSNS.BSNS_YR POSITION FROM BEGINNING)
Vendor Compliance Cube: VC	USC_YTD	Unschedule Count YTD	SUM(VC.USC) OVER HIERARCHY ("TIME".HTBSNS BETWEEN UNBOUNDED PRECEDING AND CURRENT MEMBER WITHIN ANCESTOR AT LEVEL "TIME".BSNS_YR)
Vendor Compliance Cube: VC	USC_YTD_LY	Unschedule Count YTD Last Year	LAG(VC.USC_YTD, 1) OVER HIERARCHY ("TIME".HTBSNS BY ANCESTOR AT LEVEL "TIME".HTBSNS.BSNS_YR POSITION FROM BEGINNING)
Vendor Compliance Cube: VC	USC_YTD_LY_CHG	Unschedule Count YTD Last Year Change	LAG(VC.USC_YTD, 1) OVER HIERARCHY ("TIME".HTBSNS BY ANCESTOR AT LEVEL "TIME".HTBSNS.BSNS_YR POSITION FROM BEGINNING)
Vendor Compliance Cube: VC	USC_YTD_LY_PCT_ CHG	Unschedule Count YTD Last Year % Change	LAG_VARIANCE_PERCENT(VC.USC_YTD, 1) OVER HIERARCHY ("TIME".HTBSNS BY ANCESTOR AT LEVEL "TIME".HTBSNS.BSNS_YR POSITION FROM BEGINNING)

Data Mining Models in Oracle Retail Data Model

This chapter provides reference information about the data mining models in Oracle Retail Data Model.

This chapter includes the following sections:

- [About Data Mining in Oracle Retail Data Model](#)
- [Oracle Retail Data Model Data Mining Models](#)

Note: For instructions on setting up and loading the data mining source, and executing the data mining models, see *Oracle Retail Data Model Implementation and Operations Guide*.

About Data Mining in Oracle Retail Data Model

Oracle Retail Data Model includes data mining packages. The data mining portion of Oracle Retail Data Model consists of source tables that are populated by detail data for use by the data mining packages. This data is organized to be compatible with the data mining modules so they can properly analyze and mine the data. Data mining packages pull in the source data and feed it into the data mining packages, and populate the target tables with the results. The data in the target tables can be presented in Oracle Business Intelligence Suite Enterprise Edition reports.

Tip: Changed or new data models are not supported by Oracle Retail Data Model. Consequently, do not change the data models that are defined and delivered with Oracle Retail Data Model, but, instead, copy a delivered data model to create a new one.

Oracle Retail Data Model creates mining models using the following Oracle Data Mining algorithms:

- Support Vector Machine (SVM) - Classification
- Decision Tree (DT) - Classification
- K-Means for Clustering
- Other technology: Automatic Data Preparation (ADP)

For more information about these algorithms, see *Oracle Data Mining Concepts*.

Each package (analysis) builds models using one or two of these algorithms. The models built depend on the analysis being performed. The output of the model build is a view containing rules generated by the model.

As shown in [Table 10–1](#), the Oracle Retail Data Model mining models use the specified algorithms for the specific problem.

Table 10–1 Oracle Retail Data Model Mining Algorithm Types Used by Model

Model	Algorithms Used by Data Mining Model
Model 1: Employee Basket Analysis	Classification and Regression: Support Vector Machine (SVM) and Decision Tree (DT)
Model 2: Employee Sales Analysis	Classification and Regression: SVM and DT
Model 3: Customer Loyalty Analysis	Classification: SVM and DT
Model 4: Store Loss Analysis	Classification and Regression: SVM and DT
Model 5: Item POS Loss Analysis	Classification and Regression: SVM and DT
Model 6: Product Category Mix Analysis	Association Rules: Apriori
Model 7: Product Price Elasticity Analysis	Regression: SVM
Model 8: Employee Combination Analysis	Classification: SVM and DT
Model 9: Customer Segmentation Analysis	Clustering: K-Means
Model 10: Customer Life Time Value Analysis	Regression: SVM
Model 11: Customer Churn Analysis	Classification: SVM and DT
Model 12: Customer Sentiment Analysis	Classification: SVM

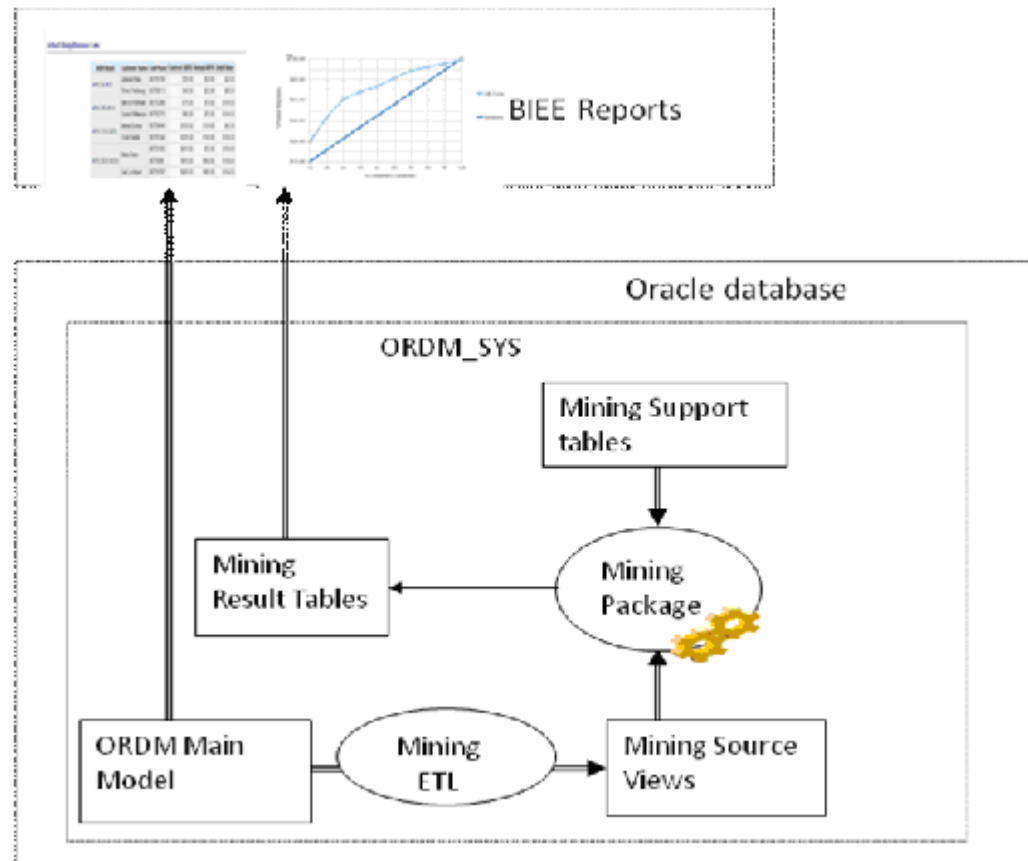
Mining Model Overview

For each data mining model, there is:

- A Mining model procedure in the mining package: Given source data, to generate mined rules, predict results, and so on.
- Mining model source MVs (Materialized Views in the schema `ordm_sys`)
- Mining model Target tables (tables in schema `ordm_sys`)
- Mining model Support tables (Algorithm settings tables)

Figure X shows the mining model components:

Figure 10–1 Mining Model Components



Steps to Build Mining Models

Use the following steps to build the mining models:

1. Create mining source and apply MVs over ordm_sys base, reference, derived and lookup tables. Each source MV will have data till last month. Mining MVs will have data for current month.
2. Create the mining package.
3. Call `pkg_ordm_mining.refresh_mining_source` procedure to refresh all mining source and apply MVs.
4. Call `pkg_ordm_mining.refresh_model` to build all the mining models.

Using the Mining Model Refresh Procedure

Over time, the customer information and the customer behavior may change. Therefore, you may want to refresh the trained mining models based on the latest customer and usage data. The mining model refresh process is generally divided into three tasks:

1. Data Preparation: Load and transform the data into a format that the mining algorithms can understand. Also a customer must prepare two sets of data corresponding to next two tasks:
 - Training Data
 - Scoring data

2. **Training:** Based on part of customer data, user can run certain algorithms and then a mining model is generated.
3. **Scoring (applying):** The trained model can be applied onto other customer data. This applies the model to do the prediction or other missions the model is designed to perform.

For more information about the Oracle Mining training and Scoring (applying) process, see *Oracle Data Mining Concepts*.

To refresh all six mining models based on latest customer data, call the procedure named `pkg_ordm_mining.refresh_model`. This procedure performs the following tasks for each model:

1. Refreshes the mining source materialized views based on latest data from `ordm_sys`.
2. Trains each mode again using the new training data.
3. Applies each model onto the new apply data set.

The errors that occur during mining model refresh are saved into the table named: `DWC_INTRA_ETL_ACTIVITY` as is other standard Oracle Retail Data Model Intra-ETL package errors and information.

Data Mining Target Tables

Table 10–2 lists the Oracle Retail Data Model data mining target tables.

Table 10–2 Oracle Retail Data Model Data Mining Target Tables

Table Name	Associated Data Mining Model
DWD_CLASS_PRC_ELSTY_SVM_FACTOR	Model 7: Product Price Elasticity Analysis
DWD_CUST_CHRN_DT_RULES	Model 11: Customer Churn Analysis
DWD_CUST_CHRN_SVM_FACTOR	Model 11: Customer Churn Analysis
DWD_CUST_LTV_DT_RULES	Model 10: Customer Life Time Value Analysis
DWD_CUST_LTV_SVM_FACTOR	Model 10: Customer Life Time Value Analysis
DWD_CUST_LYLTYS_RULES	Model 3: Customer Loyalty Analysis
DWD_CUST_LYLTYS_SVM_FACTOR	Model 3: Customer Loyalty Analysis
DWD_CUST_MNNG	Model 12: Customer Sentiment Analysis
DWD_EMP_BSKT_RULES	Model 1: Employee Basket Analysis
DWD_EMP_BSKT_SVM_FACTOR	Model 1: Employee Basket Analysis
DWD_EMP_CMBNTN_DT_RULES	Model 8: Employee Combination Analysis
DWD_EMP_CMBNTN_MNNG	Model 8: Employee Combination Analysis
DWD_EMP_SLS_RULES	Model 2: Employee Sales Analysis
DWD_EMP_SLS_SVM_FACTOR	Model 2: Employee Sales Analysis
DWD_ITEM_POS_LOSS_RULES	Model 5: Item POS Loss Analysis
DWD_ITEM_POS_LOSS_SVM_FACTOR	Model 5: Item POS Loss Analysis
DWD_PROD_DEPTMIX_ASSOC_RULES	Model 6: Product Category Mix Analysis
DWD_SKU_PRC_ELSTY_SVM_FACTOR	Model 7: Product Price Elasticity Analysis
DWD_STORE_LOSS_RULES	Model 4: Store Loss Analysis

Table 10–2 (Cont.) Oracle Retail Data Model Data Mining Target Tables

Table Name	Associated Data Mining Model
DWD_STORE_LOSS_SVM_FACTOR	Model 4: Store Loss Analysis
DWR_CUST_SGMNT	Model 9: Customer Segmentation Analysis
DWR_CUST_SGMNT_DTL	Model 9: Customer Segmentation Analysis

Oracle Retail Data Model Data Mining Models

Each description of the Oracle Retail Data Model data mining models provides the following information:

- A description of the model
- Examples of desired rules
- A discussion of what the discovered rules explain
- A discussion of what the model mines
- A list of the target variables
- The names of the target tables

Model 1: Employee Basket Analysis

The business problem is to build a profile of employees to explain their basket KPIs, such as Total baskets, Average Basket Value, and other statistics and predict KPIs of employees.

The KPIs are converted into categorical variables using standard database binning operations for Decision Tree algorithm. The categorical variables are modeled as a classification model to identify or predict the impact of various independent variables (attributes) on the dependent target variable (KPI - categorical). Using Oracle Data Mining, the binned KPIs are modeled using classification algorithm Decision Tree (DT) and the actual KPIs are modeled using classification algorithm Support Vector Machines (SVM).

This analysis identifies which key attributes of an employee influence his or her number of baskets sold, average basket value, and basket size. This model mines the various attributes of employees. The model takes the binned variables one at a time for the Total Basket Count, Average Basket Value, and Average Basket Size as the target variable of a Decision Tree (DT) with a single feature and discovers rules described in terms of employee attributes. The SVM model takes one of three KPIs (Total Basket Count, Average Basket Value, and Average Basket Size) at a time as a target variable.

The output from the model is two fold:

1. The discovered rules provide correlation between the basket KPIs and employee attributes.
2. The prediction can be made on new employees data using the model built on past data.

Employee Basket Analysis Target Variables

The rules are designed to be generated monthly. Therefore, three SVM and nine DT models are created every month across all the employees using the following variables as targets:

Target variables for Decision Tree (DT) are:

1. Total Basket Count Quartile (TBCQR)
2. Total Basket Count Quintile (TBCQN)
3. Total Basket Count Decile (TBCDE)
4. Average Basket Value Quartile (ABVQR)
5. Average Basket Value Quintile (ABVQN)
6. Average Basket Value Decile (ABVDE)
7. Average Basket Size Quartile (ABSQR)
8. Average Basket Size Quintile (ABSQN)
9. Average Basket Size Decile (ABSDE)

Note: Employees are grouped into N-Tiles according to their sales performance figures.

Target variables for Support Vector Machines (SVM) are:

1. Total Basket Count (TBC)
2. Average Basket Value (ABV)
3. Average Basket Size (ABS)

Employee Basket Analysis Source Table

The attributes shown in [Table 10-3](#) for employees are identified from the Oracle Retail Data Model data warehouse tables as source variables for the models (a few of these variables are unique identifiers and are treated as supplementary variables).

Table 10-3 Employee Basket Analysis Source Attributes

Attribute Name
Case Id Alt (PK)
Month Code
Employee Id
Designation Name
Designation Title
Designation Level
Nationality
Gender
Marital Status
Age
Net Income
Demographics Code
Title
Total Months of Job
Employee Type
Correspondence Language
Disability Indicator

Table 10–3 (Cont.) Employee Basket Analysis Source Attributes

Attribute Name
Rehire Recommendation Indicator
HR Based Salary Eligibility Indicator
Overtime Hours Salary Eligibility Indicator
Commission Eligibility Indicator
Spiff Allowed Flag
Total Hours Worked
Total Overtime Hours

Employee Basket Analysis Target Tables

The DT rules are stored in target table, `dwd_emp_bskt_rules`.

The SVM factor details of source attributes are stored in target table, `dwd_emp_bskt_svm_factor`.

Employee Basket Analysis Example of Desired DT Rules

Desired Rules Examples:

1. IF *SALARY ELIGIBILITY* IS (N) AND *EMPLOYEE_TYPE* IS (TEMPORARY)
THEN
NUMBER OF BASKETS IS THE HIGHEST
2. IF *SALARY ELIGIBILITY* IS (N) AND *EMPLOYEE_TYPE* IS (TEMPORARY)
THEN
NUMBER OF BASKETS IS THE LOWEST

Employee Basket Analysis Attribute Ranking with SVM Factors

[Table 10–4](#) shows sample Employee Basket Analysis Attribute Ranking with SVM Factors.

Table 10–4 Employee Basket Analysis Attribute Ranking with SVM Factors

Attribute Name	Attribute Value	Coefficient	Rank
DESIGNATION_NAME	TEMPORARY CASHIER	0.89	1
COMMISSION_ELIGIBILITY_IND	N	0.45	2
HR_BASED_SALARY_ELGBLTY_IND	Y	0.37	3
SPIFF_ALLOWED_FLAG	N	0.21	4
DESIGNATION_NAME	JUNIOR SUPERVISOR	0.19	5

Employee Basket Analysis Employee KPIs Prediction using DT

[Table 10–5](#) shows sample Employee Basket Analysis Employee KPIs Prediction using DT.

Table 10–5 Employee Basket Analysis Employee KPIs Prediction using DT Sample 1

Employee ID	Employee Name	Target Variable	DT Prediction	DT Probability
10001	Chloe Waite	AVG_BASKET_SIZE_DECILE	7	0.65
10002	Delora Walker	AVG_BASKET_SIZE_DECILE	4	0.87
10003	Max Gerber	AVG_BASKET_SIZE_DECILE	8	0.94
10004	Glen Christian	AVG_BASKET_SIZE_DECILE	3	0.82
10005	Mason Murray	AVG_BASKET_SIZE_DECILE	10	0.96

[Table 10–6](#) shows sample Employee Basket Analysis Employee KPIs Prediction using DT.

Table 10–6 Employee Basket Analysis Employee KPIs Prediction using DT Sample 2

Employee ID	Employee Name	Target Variable	DT Prediction	DT Probability
10001	Chloe Waite	TOTAL_BASKET_COUNT_QUINTILE	5	0.65
10002	Delora Walker	TOTAL_BASKET_COUNT_QUINTILE	3	0.87
10003	Max Gerber	TOTAL_BASKET_COUNT_QUINTILE	1	0.94
10004	Glen Christian	TOTAL_BASKET_COUNT_QUINTILE	3	0.82
10005	Mason Murray	TOTAL_BASKET_COUNT_QUINTILE	4	0.96

Employee Basket Analysis Employee KPIs Prediction using SVM

[Table 10–7](#) shows sample Employee Basket Analysis Employee KPIs Prediction using SVM.

Table 10–7 Employee Basket Analysis Employee KPIs Prediction using SVM Sample 1

Employee ID	Employee Name	Target Variable	SVM Prediction
10001	Chloe Waite	AVG_BASKET_SIZE	35
10002	Delora Walker	AVG_BASKET_SIZE	45
10003	Max Gerber	AVG_BASKET_SIZE	60
10004	Glen Christian	AVG_BASKET_SIZE	30
10005	Mason Murray	AVG_BASKET_SIZE	50

[Table 10–8](#) shows sample Employee Basket Analysis Employee KPIs Prediction using SVM.

Table 10–8 Employee Basket Analysis Employee KPIs Prediction using SVM Sample 2

Employee ID	Employee Name	Target Variable	SVM Prediction
10001	Chloe Waite	TOTAL_BASKET_COUNT	125
10002	Delora Walker	TOTAL_BASKET_COUNT	110
10003	Max Gerber	TOTAL_BASKET_COUNT	95
10004	Glen Christian	TOTAL_BASKET_COUNT	115
10005	Mason Murray	TOTAL_BASKET_COUNT	100

Model 2: Employee Sales Analysis

The business problem is to build a profile of employees to explain their sales, cost, and profit KPIs, such as Sales Amount, Cost Amount, Profit Amount, and other statistics and predict employee KPIs.

The KPIs are converted into categorical variables using standard database binning operations for Decision Tree algorithm. The categorical variables are modeled as a classification model to identify or predict the impact of various independent variables (attributes) on the dependent target variable (KPI - categorical). Using Oracle Data Mining, the binned KPIs are modeled using classification Algorithm Decision Tree (DT) and the actual KPIs are modeled using classification algorithm Support Vector Machines (SVM).

This analysis identifies which key attributes of an employee influence sales amount, cost amount, and profit amount. This model mines the various attributes of employees. The model takes the binned variables one at a time for the Sales Amount, Cost Amount, and Profit Amount as the target variable of a Decision Tree (DT) model with a single feature and discovers rules described in terms of employee attributes. The SVM model takes one of three KPIs (Sales Amount, Cost Amount, and Profit Amount) at a time as a target variable.

The output from the model is twofold:

1. The discovered rules provide correlation between the Sales, Cost, and Profit KPIs and employee attributes.
2. A prediction can be made on new employees' data using the model built on past data.

Employee Sales Analysis Target Variables

The rules are designed to be generated monthly. Therefore, three SVM and nine DT models are created every month across all the employees using the following variables as targets:

Target variables for Decision Tree (DT) are:

1. Sales Amount Quartile (SAQR)
2. Sales Amount Quintile (SAQN)
3. Sales Amount Decile (SADE)
4. Cost Amount Quartile (CAQR)
5. Cost Amount Quintile (CAQN)
6. Cost Amount Decile (CADE)
7. Profit Amount Quartile (PAQR)
8. Profit Amount Quintile (PAQN)
9. Profit Amount Decile (PADE)

Target variables for Support Vector Machines (SVM) are:

1. Sales Amount (SA)
2. Cost Amount (CA)
3. Profit Amount (PA)

Employee Sales Analysis Source Table

Table 10–9 shows the attributes for employees that are identified from the Oracle Retail Data Model data warehouse tables as source variables for the models (a few of these variables are unique identifiers and are treated as supplementary variables).

Table 10–9 Employee Sales Analysis Source Table

Attribute Name
Case Id Alt (PK)
Month Code
Employee Id
Designation Name
Designation Title
Designation Level
Nationality
Gender
Marital Status
Age
Net Income
Demographics Code
Title
Total Months of Job
Employee Type
Correspondence Language
Disability Indicator
Rehire Recommendation Indicator
HR Based Salary Eligibility Indicator
Overtime Hours Salary Eligibility Indicator
Commission Eligibility Indicator
Spiff Allowed Flag
Total Hours Worked
Total Overtime Hours

Employee Sales Analysis Target Tables

The DT rules are stored in target table, `dwd_emp_sls_rules`.

The SVM factor details of source attributes are stored in target table, `dwd_emp_sls_svm_factor`.

Employee Sales Analysis Example of Desired DT Rules

Desired Rules Examples:

1. IF EMPLOYEE IS NOT ELIGIBLE FOR SPIFF AND EMPLOYEE IS ELIGIBLE FOR SALARY
AND EMPLOYEE IS NOT ELIGIBLE FOR COMMISSION

THEN
EMPLOYEE PROFIT IS THE LOWEST

2. IF EMPLOYEE IS ELIGIBLE FOR SPIFF AND EMPLOYEE IS NOT ELIGIBLE FOR SALARY
AND EMPLOYEE IS NOT ELIGIBLE FOR COMMISSION
THEN
EMPLOYEE PROFIT IS THE HIGHEST

Employee Sales Analysis Attribute Ranking with SVM Factors

Table 10–10 shows sample Employee Sales Analysis Attribute Ranking with SVM Factors.

Table 10–10 Employee Sales Analysis Attribute Ranking with SVM Factors

Attribute Name	Attribute Value	Coefficient	Rank
DESIGNATION_NAME	TEMPORARY CASHIER	0.89	1
COMMISSION_ELIGIBILITY_IND	N	0.45	2
HR_BASED_SALARY_ELGLBTY_IND	Y	0.37	3
SPIFF_ALLOWED_FLAG	N	0.21	4
DESIGNATION_NAME	JUNIOR SUPERVISOR	0.19	5

Employee Sales Analysis Employee KPIs Prediction using DT

Table 10–11 shows sample Employee Sales Analysis Employee KPIs Prediction using DT.

Table 10–11 Employee Sales Analysis Employee KPIs Prediction using DT Sample 1

Employee ID	Employee Name	Target Variable	DT Prediction	DT Probability
10001	Chloe Waite	SALES_AMOUNT_DECILE	7	0.65
10002	Delora Walker	SALES_AMOUNT_DECILE	4	0.87
10003	Max Gerber	SALES_AMOUNT_DECILE	8	0.94
10004	Glen Christian	SALES_AMOUNT_DECILE	3	0.82
10005	Mason Murray	SALES_AMOUNT_DECILE	10	0.96

Table 10–12 shows sample Employee Sales Analysis Employee KPIs Prediction using DT.

Table 10–12 Employee Sales Analysis Employee KPIs Prediction using DT Sample 2

Employee ID	Employee Name	Target Variable	DT Prediction	DT Probability
10001	Chloe Waite	COST_AMOUNT_QUINTILE	5	0.65
10002	Delora Walker	COST_AMOUNT_QUINTILE	3	0.87

Table 10–12 (Cont.) Employee Sales Analysis Employee KPIs Prediction using DT Sample 2

Employee ID	Employee Name	Target Variable	DT Prediction	DT Probability
10003	Max Gerber	COST_AMOUNT_QUINTILE	1	0.94
10004	Glen Christian	COST_AMOUNT_QUINTILE	3	0.82
10005	Mason Murray	COST_AMOUNT_QUINTILE	4	0.96

Employee Sales Analysis Employee KPIs Prediction using SVM

Table 10–13 shows sample Employee Sales Analysis Employee KPIs Prediction using SVM.

Table 10–13 Employee Sales Analysis Employee KPIs Prediction using SVM Sample 1

Employee ID	Employee Name	Target Variable	SVM Prediction
10001	Chloe Waite	SALES_AMOUNT	3500
10002	Delora Walker	SALES_AMOUNT	4500
10003	Max Gerber	SALES_AMOUNT	6000
10004	Glen Christian	SALES_AMOUNT	3000
10005	Mason Murray	SALES_AMOUNT	5000

Table 10–14 shows sample Employee Sales Analysis Employee KPIs Prediction using SVM.

Table 10–14 Employee Sales Analysis Employee KPIs Prediction using SVM Sample 2

Employee ID	Employee Name	Target Variable	SVM Prediction
10001	Chloe Waite	COST_AMOUNT	1250
10002	Delora Walker	COST_AMOUNT	1100
10003	Max Gerber	COST_AMOUNT	950
10004	Glen Christian	COST_AMOUNT	1150
10005	Mason Murray	COST_AMOUNT	1000

Model 3: Customer Loyalty Analysis

The business problem is to build a profile of customers to explain impact of customers' characteristics on their loyalty to a store. Using Oracle Data Mining, the KPIs are modeled using two popular Classification Algorithms - Decision Tree (DT) and Support Vector Machines (SVM). This analysis identifies which key attributes of a customer influence his loyalty to a store. This model mines the various attributes of customers.

The output from the model is twofold:

1. The discovered rules provide correlation between the customer loyalty to a store and customer attributes.
2. A prediction can be made on new customers' data using the model built on historical data.

Customer Loyalty Analysis Target Variable

The rules are designed to be generated monthly. Therefore, one SVM and one DT models are created every month across all customers using the following variables as targets:

Target variable for Decision Tree (DT) is:

Customer Loyalty Code

Target variable for Support Vector Machines (SVM) is:

Customer Loyalty Code

Customer Loyalty Analysis Source Table

Table 10–15 shows the attributes for customers that are identified from the Oracle Retail Data Model data warehouse tables as source variables for the models (a few of these variables are unique identifiers and are treated as supplementary variables).

Table 10–15 Customer Loyalty Analysis Source Table

Attribute Name	Attribute Description
Case Id Alt (PK)	
Month Code	
Customer Number	
Customer Type	
Frequent Shopper Indicator	
Mail Allowed Indicator	
Customer District	
Customer City	
Customer State	
Customer Country	
Primary Occasion	
Primary Preference	
Primary Status Code	
Primary Status Reason Code	
Primary Effective Date	
No. Of Survival months	
Primary Effective Date	
Living at Current Address Since	
INDIVIDUAL CUSTOMER ATTRIBUTES	
Registered as Gift Receiver	
Registered as Gift Giver	
Customer Identity Required Indicator	
Customer Identity Type Name	
Age	

Table 10–15 (Cont.) Customer Loyalty Analysis Source Table

Attribute Name	Attribute Description
Marital Status	
Gender	
Income	
Race	
Education	
Profession	
Household Size	
Dwelling Size	
Years of Residence	
Demography Group Name	
Ethnic Background	
Income Group	
ORGANIZATION CUSTOMER ATTRIBUTES	
Organization Type	
Year of Establishment	
Total Employee Strength	
SIC Code	
Industry Code	
Public Indicator	
OTHER ATTRIBUTES	
Customer Occasion Type This Month	
Campaign This Month	
Membership Account Type Code	None if the customer does not have any account; the last used account if the customer has multiple accounts
Life-To-Date Points	
Available Points	
Customer Account Type	None if the customer does not have any account; the last used account if the customer has multiple accounts
Customer Group Code	None if the customer does not belong to any group
Number of Return items	
Percentage of Return items	
Total Revenue	
Total Orders Placed	
Total Orders Cancelled	
Revenue this month	
Orders this month	
Channel Type Code	

Customer Loyalty Analysis Target Tables

The DT rules are stored in target table, `dwd_cust_lylty_rules`.

The SVM factor details of source attributes are stored in target table, `dwd_cust_lylty_svm_factor`.

Customer Loyalty Analysis Example of Desired DT Rules

Desired Rules Examples:

1. IF `YEARS OF RESIDENCE` IS (8 - 10) AND `HOUSEHOLD_SIZE` IS (3+) THEN
`CUSTOMER IS GROUP A`
2. IF `YEARS OF RESIDENCE` IS (1 - 3) AND `HOUSEHOLD_SIZE` IS LESS THAN 3 THEN
`CUSTOMER IS GROUP E`

Customer Loyalty Analysis Attribute Ranking with SVM Factors

[Table 10-16](#) shows sample Customer Loyalty Analysis Attribute Ranking with SVM Factors.

Table 10-16 Customer Loyalty Analysis Attribute Ranking with SVM Factors

Attribute Name	Attribute Value	Coefficient	Rank
HOUSEHOLD_SIZE	3	1.5	1
MARITAL_STATUS	SINGLE	0.9	2
MARITAL_STATUS	MARRIES	0.8	3
EDUCATION	12th	0.65	4
EDUCATION	PhD	0.34	5

Customer Loyalty Analysis Customer Loyalty Prediction (By SVM & DT)

[Table 10-17](#) shows sample Customer Loyalty Analysis Customer Loyalty Prediction (By SVM & DT).

Table 10-17 Customer Loyalty Analysis Customer Loyalty Prediction (By SVM & DT)

Customer ID	Customer Name	SVM Prediction	SVM Probability	DT Prediction	DT Probability
20001	Sunil Milenova	MOST LOYAL	0.65	MOST LOYAL	0.65
20002	Buzz Krishnan	PRETTY LOYAL	0.87	PRETTY LOYAL	0.87
20003	Helena Lamar	MARGINALLY LOYAL	0.94	MARGINALLY LOYAL	0.94
20004	Uraih Konur	PRETTY LOYAL	0.82	PRETTY LOYAL	0.82
20005	Bonnibelle Goode	MOST LOYAL	0.96	MOST LOYAL	0.96

Model 4: Store Loss Analysis

The business problem is to build a profile of a store for Shrinkage, Theft, and to predict store KPIs. The KPIs are converted into categorical variables using standard database binning operations for Decision Tree (DT) algorithm. The categorical variables are modeled as a classification model to identify or predict the impact of various

independent variables (attributes) on the dependent target variable (KPI - categorical). Using Oracle Data Mining, the binned KPIs are modeled using the classification algorithm Decision Tree (DT) and actual KPIs are modeled using the classification algorithm Support Vector Machines (SVM).

This analysis identifies which key attributes of a store influence Shrinkage and Theft at that store. This model mines the various attributes of store. The model takes the binned variables one at a time for the Total Shrink Count, Total Shrink Amount, Shrink as a percentage, Total Theft Count, Total Theft Amount, Theft as a percentage of Sales as the target variable of a Decision Tree (DT) model with a single feature and discovers rules described in terms of store attributes. The SVM model takes one of six KPIs (Total Shrink Count, Total Shrink Amount, Shrink as a percentage of Sales, Total Theft Count, Total Theft Amount, Theft as a percentage of Sales) at a time as a target variable.

The output from the model is twofold:

1. The discovered rules provide correlation between the Shrinkage, Theft KPIs and store attributes.
2. A prediction can be made on new store data using the model built with past data.

Target Variables

The rules are designed to be generated monthly. Therefore the SVM and DT models are created every month across all the employees using the following variables as targets:

Target variables for Decision Tree (DT) are:

1. Total Shrink Count Quartile (TSCQR)
2. Total Shrink Count Quintile (TSCQN)
3. Total Shrink Count Decile (TSCDE)
4. Total Shrink Amount Quartile (TSAQR)
5. Total Shrink Amount Quintile (TSAQN)
6. Total Shrink Amount Decile (TSADE)
7. Shrink as a percentage of Sales Quartile (STSQR)
8. Shrink as a percentage of Sales Quintile (STSQN)
9. Shrink as a percentage of Sales Decile (STSDE)
10. Total Theft Count Quartile (TTCQR)
11. Total Theft Count Quintile (TTCQN)
12. Total Theft Count Decile (TTCDE)
13. Total Theft Amount Quartile (TTAQR)
14. Total Theft Amount Quintile (TTAQN)
15. Total Theft Amount Decile (TTADE)
16. Theft as a percentage of Sales Quartile (TTSQR)
17. Theft as a percentage of Sales Quintile (TTSQN)
18. Theft as a percentage of Sales Decile (TTSDE)

Target variables for Support Vector Machines (SVM) are.

1. Total Shrink Count (TSC)

2. Total Shrink Amount (TSA)
3. Shrink as a percentage of Sales (STS)
4. Total Theft Count Quartile (TTC)
5. Total Theft Amount Quintile (TTA)
6. Theft as a percentage of Sales (TTS)

Store Loss Analysis Source Table

Table 10–18 shows attributes for stores that are identified from the Oracle Retail Data Model data warehouse tables as source variables for the models (a few of these variables are unique identifiers and are treated as supplementary variables).

Table 10–18 Store Loss Analysis Source Table

Attribute Name

Case Id Alt (PK)
 Month Code
 Store ID
 Store Name
 Store Manager Name
 Store Usage (Store, Store within a store, Department, Kiosk, and others)
 Store Status (Under construction, New, and others)
 Total Open Hours
 Store Location Type (Free standing, Shopping Center, CBD, SBD, NBD, and others)
 Primary Trade Area Code
 Trade Area Coverage
 Market Area Code
 Market Area Type (Urban, Suburban, Rural, and others)
 Market Area Population
 Pull Factor
 Total Commuter Population
 Peak Season Population
 Tourist Population
 Average Drive Time
 Number of Households
 Average Household Size
 Average Family Size
 Per Capita Income
 Average Number of Vehicles per Household
 Shopping Center Type (Strip Center, Mall, and others)
 Store Concept (Convenience, General Merchandise, Fashion oriented, and others)
 Terrain (Mountain, Inland, Desert)

Table 10–18 (Cont.) Store Loss Analysis Source Table**Attribute Name**

Total Built-up Area
 Total Super Built-up Area
 Number of Functional Months
 Usable Area
 Inventory Area
 Selling Area
 New Store Indicator
 Store Price Index
 Number of Levels of Floors
 Number of Window Displays
 Area of Window Displays
 Fitting Rooms Available
 Number of External Signs
 Rest Rooms Available
 Type Of Parking
 Distance to Nearest Cross
 Distance from Market Area Center
 Store County or District
 Store City
 Store State or Province
 State Population
 State Sales
 Store Country
 Store World Region

Store Loss Analysis Target Tables

The DT rules are stored in target table, *dwd_store_loss_rules*.

The SVM factor details of source attributes are stored in target table, *dwd_store_loss_svm_factor*.

Store Loss Analysis Examples of Desired Rules

Desired Rules Examples:

1. IF *STORE IS NEW* and *NUMBER OF WINDOW DISPLAYS IS (4 - 5)*
 and *STORE DEPARTMENT IS (RETURN)*
 THEN
STORE THEFT AMOUNT IS THE HIGHEST
2. IF *STORE IS NEW* and *NUMBER OF WINDOW DISPLAYS IS (4 - 5)*
 and *STORE DEPARTMENT IS (GIFT)*

THEN

STORE THEFT AMOUNT IS THE LOWEST

Store Loss Analysis Attribute Ranking with SVM Factor

Table 10–19 shows sample Store Loss Analysis Attribute Ranking with SVM Factor.

Table 10–19 Store Loss Analysis Attribute Ranking with SVM Factor

Attribute Name	Attribute Value	Coefficient	Rank
STATE_POPULATION	MN	1.6	1
STATE_POPULATION	VA	1.2	2
STORE_MANAGER_NAME	FRANK KRATKY	0.95	3
STORE_USAGE	PICKUP COUNTER	0.9	4
NEW_STORE_INDICATOR	N	0.55	5

Store Loss Analysis Store KPIs Prediction using DT

Table 10–20 shows sample Store Loss Analysis Store KPIs Prediction using DT.

Table 10–20 Store Loss Analysis Store KPIs Prediction using DT Sample 1

Store ID	Store Name	Target Variable	DT Prediction	DT Probability
601	Chloe Waite	TOTAL_SHRINK_COUNT_DECILE	7	0.65
602	Delora Walker	TOTAL_SHRINK_COUNT_DECILE	4	0.87
603	Max Gerber	TOTAL_SHRINK_COUNT_DECILE	8	0.94
604	Glen Christian	TOTAL_SHRINK_COUNT_DECILE	3	0.82
605	Mason Murray	TOTAL_SHRINK_COUNT_DECILE	10	0.96

Table 10–21 shows sample Store Loss Analysis Store KPIs Prediction using DT.

Table 10–21 Store Loss Analysis Store KPIs Prediction using DT Sample 2

Store ID	Store Name	Target Variable	DT Prediction	DT Probability
601	STORE_601	TOTAL_THEFT_AMOUNT_QUINTILE	5	0.65
602	STORE_602	TOTAL_THEFT_AMOUNT_QUINTILE	3	0.87
603	STORE_603	TOTAL_THEFT_AMOUNT_QUINTILE	1	0.94
604	STORE_604	TOTAL_THEFT_AMOUNT_QUINTILE	3	0.82
605	STORE_605	TOTAL_THEFT_AMOUNT_QUINTILE	4	0.96

Store Loss Analysis Store KPIs Prediction Using SVM

Table 10–22 shows sample Store Loss Analysis Store KPIs Prediction Using SVM.

Table 10–22 Store Loss Analysis Store KPIs Prediction Using SVM

Store ID	Store Name	Target Variable	SVM Prediction
601	STORE_601	TOTAL_SHRINK_COUNT	35
602	STORE_602	TOTAL_SHRINK_COUNT	45

Table 10–22 (Cont.) Store Loss Analysis Store KPIs Prediction Using SVM

Store ID	Store Name	Target Variable	SVM Prediction
603	STORE_603	TOTAL_SHRINK_COUNT	60
604	STORE_604	TOTAL_SHRINK_COUNT	30
605	STORE_605	TOTAL_SHRINK_COUNT	50

Table 10–23 shows sample Store Loss Analysis Store KPIs Prediction Using SVM.

Table 10–23 Store Loss Analysis Store KPIs Prediction Using SVM

Store ID	Store Name	Target Variable	SVM Prediction
601	STORE_601	TOTAL_THEFT_AMOUNT	1250
602	STORE_602	TOTAL_THEFT_AMOUNT	1100
603	STORE_603	TOTAL_THEFT_AMOUNT	950
604	STORE_604	TOTAL_THEFT_AMOUNT	1150
605	STORE_605	TOTAL_THEFT_AMOUNT	1000

Model 5: Item POS Loss Analysis

The business problem is to build a profile of an item (product) regarding POS losses and predict item KPIs. The KPIs are converted into categorical variables using standard database binning operations for Decision Tree (DT) algorithm. The categorical variables are modeled as a classification model to identify or predict the impact of various independent variables (attributes) on the dependent target variable (KPI - categorical). Using Oracle Data Mining, the binned KPIs are modeled using the classification algorithm Decision Tree (DT) and the actual KPIs are modeled using the classification algorithm Support Vector Machines (SVM).

This analysis identifies which key attributes of an item influence its Shrink and Theft. This model mines the various attributes of items. It takes the binned variables one at a time for the Total Shrink Count, Total Shrink Amount, Shrink as a percentage of Sales, Total Theft Count, Total Theft Amount, Theft as a percentage of Sales as the target variable of a Decision Tree (DT) model with a single feature and discovers rules described in terms of employee attributes. The SVM model takes one of six KPIs (Total Shrink Count, Total Shrink Amount, Shrink as a percentage of Sales, Total Theft Count, Total Theft Amount, Theft as a percentage of Sales) at a time as a target variable.

The output from the model is twofold:

1. The discovered rules provide correlation between POS loss and item attributes.
2. The prediction can be made on new item data after the model is trained.

Item POS Loss Analysis Target Variables

The rules are designed to be generated monthly. Therefore, the SVM and DT models are created every month across all the stores using the following variables as targets:

Target variables for Decision Tree (DT) are:

1. Total Shrink Count Quartile (TSCQR)
2. Total Shrink Count Quintile (TSCQN)
3. Total Shrink Count Decile (TSCDE)
4. Total Shrink Amount Quartile (TSAQR)

5. Total Shrink Amount Quintile (TSAQN)
6. Total Shrink Amount Decile (TSADE)
7. Shrink as a percentage of Sales Quartile (STSQR)
8. Shrink as a percentage of Sales Quintile (STSQN)
9. Shrink as a percentage of Sales Decile (STSDE)
10. Total Theft Count Quartile (TTCQR)
11. Total Theft Count Quintile (TTCQN)
12. Total Theft Count Decile (TTCDE)
13. Total Theft Amount Quartile (TTAQR)
14. Total Theft Amount Quintile (TTAQN)
15. Total Theft Amount Decile (TTADE)
16. Theft as a percentage of Sales Quartile (TTSQR)
17. Theft as a percentage of Sales Quintile (TTSQN)
18. Theft as a percentage of Sales Decile (TTSDE)

Target variables for Support Vector Machines (SVM) are:

1. Total Shrink Count (TSC)
2. Total Shrink Amount (TSA)
3. Shrink as a percentage of Sales (STS)
4. Total Theft Count Quartile (TTC)
5. Total Theft Amount Quintile (TTA)
6. Theft as a percentage of Sales (TTS)

Item POS Loss Analysis Source Table

Table 10–24 shows attributes for POS and Item that are identified from the Oracle Retail Data Model data warehouse tables as source variables for the models (a few of these variables are unique identifiers and are treated as supplementary variables).

Table 10–24 Item POS Loss Analysis Source Table

Attribute Name

Case Id Alt (PK)

Store Id

Month Code

Item ID

Brand Name

Category Name

Department Name

Customer Pickup Type Code

Discount Indicator

Table 10–24 (Cont.) Item POS Loss Analysis Source Table

Attribute Name
Hazardous Material Type Code
Perishable Indicator
Kit Set Code
Order Collection Code
Price Audit Flag
Sale Weight or Unit Count Code
Security Required Type Code
Sell Unit Landed Cost Amount
Sell Unit Last Received Base Cost Amount
Sell Unit Last Received Net Cost Amount
Item Sale Unit Price Amount
Shrink Flag
Substitute Identified Indicator
Swell Flag
Item Usage Code
Vendor Item Number
Max Shipping Capability
Min Order Quantity
Sale Unit per Packet Unit Count
Shipping Capability Units
Store Order Allowed Flag
Store Receipt Allowed Flag
Style Description
Terms Code
Vendor Number
Vendor Class Code
Buy Status Indicator
Credit Limit Offered
Inform Government Indicator
Vendor Number of Years in Business
Pay Status Indicator
Competitor Retail Item Name
Competitor Name
Competitor Item Local Advertising Flag
Competitor Item On Promotion Flag
Competitor Item Promotion Store Coupon Indicator
Competitor Sale Unit Price Amount

Table 10–24 (Cont.) Item POS Loss Analysis Source Table**Attribute Name**

Allow Coupon Multiply Indicator

Allow Food Stamp Indicator

Coupon Restricted Indicator

Electronic Coupon Flag

Employee Discount Allowed Flag

Frequent Shopper Points

Frequent Shopper Points Eligibility Indicator

Give Away Flag

Item Tender Restriction Group Code

Manufacturer

Manufacturer Family Code

Maximum Sale Unit Count

Price Entry Required Flag

Prohibit Repeat Key Flag

Prohibit Return Flag

Selling Status Code

Visual Verify Price Flag

Weight Entry Required Flag

Retail Transaction Measures

Total Number of Retail Transactions For Item

Total Amount of Retail Transactions For Item

Average Amount Per Retail Transaction For Item

Number of Distinct Currency Used For Item

Total Units Sold For Item

Average Units Sold Per Retail Transaction For Item

Total Idle Interval For Item (This is the sum of idle intervals of all transactions that contain this item)

Average Idle Interval Per Retail Transaction For Item

Total Ring Interval For Item (This is the sum of ring intervals of all transactions that contain this item)

Average Ring Interval Per Retail Transaction For Item

Total Tender Interval For Item (This is the sum of tender intervals of all transactions that contain this item)

Average Tender Interval Per Retail Transaction For Item

Total Lock Interval For Item (This is the sum of lock intervals before or after all transactions that contain this item)

Average Lock Interval Per Retail Transaction For Item

Total Line Items Scanned For Item (This is the total number of times this item is scanned)

Average Line Items Scanned Per Units Sold For Item

Table 10-24 (Cont.) Item POS Loss Analysis Source Table**Attribute Name**

Total Line Items Keyed For Item (This is the total number of times this item is keyed)
Average Line Items Keyed Per Units Sold
Total Key Department Count For Item (This is the total number of times this item is keyed by the department)
Average Key Department Count Per Units Sold
Total Service Charge For Item
Average Service Charge Per Retail Transaction For Item
Total Tax Amount For Item
Average Tax Amount Per Retail Transaction For Item
Total Number of Voided Transactions For Item
Average Number of Voided Transactions Per Retail Transaction For Item
Total Amount of Voided Transactions For Item
Average Amount of Voided Transactions Per Retail Transaction For Item
Average Amount of Voided Transaction as Percentage of Total Retail Transaction Amount For Item
Total Number of Discount Line Items For Item
Average Number of Discount Line Items Per Retail Transaction For Item
Total Amount of Discount Line Items For Item
Average Amount of Discount Line Items Per Retail Transaction For Item
Average Amount of Discount Line Items as Percentage of Total Retail Transaction Amount For Item
Total Number of Return Line Items For Item
Average Number of Return Line Items Per Retail Transaction For Item
Total Amount of Return Line Items For Item
Average Amount of Return Line Items Per Retail Transaction For Item
Average Amount of Return Line Items as Percentage of Total Retail Transaction Amount For Item
Total Number of Miscellaneous Fee Line Items For Item
Average Number of Miscellaneous Fee Line Items Per Retail Transaction For Item
Total Amount of Miscellaneous Fee Line Items For Item
Average Amount of Miscellaneous Fee Line Items Per Retail Transaction For Item
Average Amount of Miscellaneous Fee Line Items as Percentage of Total Retail Transaction Amount For Item
Total Number of Promotional Line Items For Item
Average Number of Promotional Line Items Per Retail Transaction For Item
Total Amount of Promotional Line Items For Item
Average Amount of Promotional Line Items Per Retail Transaction For Item
Average Amount of Promotional Line Items as Percentage of Total Retail Transaction Amount For Item

Table 10–24 (Cont.) Item POS Loss Analysis Source Table**Attribute Name**

Total Number of Deposit Redemption Line Items For Item

Average Number of Deposit Redemption Line Items Per Retail Transaction For Item

Total Amount of Deposit Redemption Line Items For Item

Average Amount of Deposit Redemption Line Items Per Retail Transaction For Item

Average Amount of Deposit Redemption Line Items as Percentage of Total Retail Transaction Amount For Item

Control Transaction Measures

Total Tax Exempt Transaction Count For Item

Average Tax Exempt Transaction Count Per Retail Transaction For Item

Tax Exempt Total Amount For Item

Average Tax Exempt Amount Per Retail Transaction For Item

Tax Exempt Total Amount as a Percentage of Total Retail Transaction Amount For Item

Total Number of Store Coupons For Item

Average Number of Store Coupons Per Retail Transaction For Item

Average Number of Store Coupons Per Retail Transaction For Item

Total Amount of Store Coupons For Item

Average Amount of Store Coupons Per Retail Transaction For Item

Average Amount of Store Coupons as Percentage of Total Retail Transaction Amount For Item

Total Markdown Count For Item

Average Markdown Count per Retail Transaction For Item

Markdown Total Amount For Item

Average Markdown Amount Per Retail Transaction For Item

Average Markdown Amount as a Percentage of Total Retail Transaction Amount For Item

Total Employee Discount Count For Item

Average Employee Discount Per Retail Transaction For Item

Total Employee Discount Amount For Item

Average Employee Discount Amount Per Retail Transaction For Item

Average Employee Discount Amount as a Percentage of Retail Transaction Amount For Item

Total Weighed Line Item Count For Item

Average Weighed Line Item Count Per Retail Transaction For Item

Total Weighed Line Item Amount For Item

Average Weighed Line Item Amount Per Retail Transaction For Item

Average Weighed Line Item Amount as a Percentage of Total Retail Transaction Amount For Item

Total Layaway Payments Collected Count For Item

Average Layaway Payments Collected Count Per Retail Transaction For Item

Table 10–24 (Cont.) Item POS Loss Analysis Source Table**Attribute Name**

Total Layaway Payments Collected Amount For Item
Average Layaway Payments Collected Amount Per Retail Transaction For Item
Average Layaway Payments Collected Amount as a Percentage of Total Retail Transaction Amount For Item
Total Container Deposit Count For Item
Average Container Deposit Count Per Retail Transaction For Item
Total Container Deposit Amount For Item
Average Container Deposit Amount Per Retail Transaction For Item
Average Container Deposit Amount as a Percentage of Total Retail Transaction Amount For Item
Total Redeemed Container Deposit Count For Item
Average Redeemed Container Deposit Count Per Retail Transaction For Item
Total Redeemed Container Deposit Amount For Item
Average Redeemed Container Deposit Amount Per Retail Transaction For Item
Average Redeemed Container Deposit Amount as a Percentage of Total Retail Transaction Amount For Item
Total Cash Tender Count For Item
Average Cash Tender Count Per Retail Transaction For Item
Total Cash Tender Amount For Item
Average Cash Tender Amount Per Retail Transaction For Item
Average Cash Tender Amount as a Percentage of Total Retail Transaction Amount For Item
Total Check Tender Count For Item
Average Check Tender Count Per Retail Transaction For Item
Total Check Tender Amount For Item
Average Check Tender Amount Per Retail Transaction For Item
Average Check Tender Amount as a Percentage of Total Retail Transaction Amount For Item
Total Credit Card Tender Count For Item
Average Credit Card Tender Count Per Retail Transaction For Item
Total Credit Card Tender Amount For Item
Average Credit Card Tender Amount Per Retail Transaction For Item
Average Credit Card Tender Amount as a Percentage of Total Retail Transaction Amount For Item
Total Debit Card Tender Count For Item
Average Debit Card Tender Count Per Retail Transaction For Item
Total Debit Card Tender Amount For Item

Table 10–24 (Cont.) Item POS Loss Analysis Source Table**Attribute Name**

Average Debit Card Tender Amount Per Retail Transaction For Item
Average Debit Card Tender Amount as a Percentage of Total Retail Transaction Amount For Item
Total Customer Account Tender Count For Item
Average Customer Account Tender Count Per Retail Transaction For Item
Total Customer Account Tender Amount For Item
Average Customer Account Tender Amount Per Retail Transaction
Average Customer Account Tender Amount as a Percentage of Total Retail Transaction Amount
Total Gift Certificate Tender Count For Item
Average Gift Certificate Tender Count Per Retail Transaction For Item
Total Gift Certificate Tender Amount For Item
Average Gift Certificate Tender Amount Per Retail Transaction For Item Amount For Item
Total Coupon Tender Count For Item
Average Coupon Tender Count Per Retail Transaction For Item
Total Coupon Tender Amount For Item
Average Coupon Tender Amount Per Retail Transaction For Item
Average Coupon Tender Amount as a Percentage of Total Retail Transaction Amount For Item

Item POS Loss Analysis Target Tables

The DT rules are stored in target table, `dwd_item_pos_loss_rules`.

The SVM factor details of source attributes are stored in target table, `dwd_item_pos_loss_svm_factor`.

Item POS Loss Analysis Examples of Desired Rules

Desired Rules Examples:

1. IF `EMP_DISCOUNT_ALLOWED_IND` IS 'Y' and `SCANNED_PER_UNITS_SOLD` IS (0.8-1)
THEN
`THEFT_AMOUNT_TO_SALES_AMOUNT_QUARTILE` IS THE HIGHEST
2. IF `SCANNED_PER_UNITS_SOLD` IS (0.8-1) and `DEPARTMENT_NAME` IN ('BEVERAGE', 'CIGARETTES')
THEN
`SHRINK_AMOUNT_TO_SALES_AMOUNT_QUARTILE` IS THE HIGHEST

Item POS Loss Analysis Attribute Ranking with SVM Factor

Table 10–25 shows sample Item POS Loss Analysis Attribute Ranking with SVM Factor.

Table 10–25 Item POS Loss Analysis Attribute Ranking with SVM Factor

Attribute Name	Attribute Value	Coefficient	Rank
ENVIRONMENT_TYPE_CODE	EXTRA LIGHTING	1.63	1
STORE_ORDER_ALLOWED_IND	N	1.26	2
HAZARDOUS_MATERIAL_TYPE_CODE	201	0.93	3
COUPON_RESTRICTED_IND	N	0.87	4
ALLOW_FOOD_STAMP_IND	Y	0.76	5

Item POS Loss Analysis Item KPIs Prediction using DT

Table 10–26 shows sample Item POS Loss Analysis Item KPIs Prediction using DT.

Table 10–26 Item POS Loss Analysis Item KPIs Prediction using DT Sample 1

Item ID	Item Name	Target Variable	DT Prediction	DT Probability
2000001	Item_2000001	TOTAL_SHRINK_COUNT_DECILE	7	0.65
2000002	Item_2000002	TOTAL_SHRINK_COUNT_DECILE	4	0.87
2000003	Item_2000003	TOTAL_SHRINK_COUNT_DECILE	8	0.94
2000004	Item_2000004	TOTAL_SHRINK_COUNT_DECILE	3	0.82
2000005	Item_2000005	TOTAL_SHRINK_COUNT_DECILE	10	0.96

Table 10–27 shows sample Item POS Loss Analysis Item KPIs Prediction using DT.

Table 10–27 Item POS Loss Analysis Item KPIs Prediction using DT Sample 2

Item ID	Item Name	Target Variable	DT Prediction	DT Probability
2000001	Item_2000001	TOTAL_THEFT_AMOUNT_QUINTILE	5	0.65
2000002	Item_2000002	TOTAL_THEFT_AMOUNT_QUINTILE	3	0.87
2000003	Item_2000003	TOTAL_THEFT_AMOUNT_QUINTILE	1	0.94
2000004	Item_2000004	TOTAL_THEFT_AMOUNT_QUINTILE	3	0.82
2000005	Item_2000005	TOTAL_THEFT_AMOUNT_QUINTILE	4	0.96

Item POS Loss Analysis Item KPIs Prediction using SVM

Table 10–28 shows sample Item POS Loss Analysis Item KPIs Prediction using SVM.

Table 10–28 Item POS Loss Analysis Item KPIs Prediction using SVM Sample 1

Item ID	Item Name	Target Variable	SVM Prediction	SVM Probability
2000001	Item_2000001	TOTAL_SHRINK_COUNT	35	0.65
2000002	Item_2000002	TOTAL_SHRINK_COUNT	45	0.87
2000003	Item_2000003	TOTAL_SHRINK_COUNT	60	0.94
2000004	Item_2000004	TOTAL_SHRINK_COUNT	30	0.82
2000005	Item_2000005	TOTAL_SHRINK_COUNT	50	0.96

Table 10–29 shows sample Item POS Loss Analysis Item KPIs Prediction using SVM.

Table 10–29 Item POS Loss Analysis Item KPIs Prediction using SVM Sample 2

Item ID	Item Name	Target Variable	SVM Prediction	SVM Probability
2000001	Item_2000001	TOTAL_THEFT_AMOUNT	1250	0.65
2000002	Item_2000002	TOTAL_THEFT_AMOUNT	1100	0.87
2000003	Item_2000003	TOTAL_THEFT_AMOUNT	950	0.94
2000004	Item_2000004	TOTAL_THEFT_AMOUNT	1150	0.82
2000005	Item_2000005	TOTAL_THEFT_AMOUNT	1000	0.96

Model 6: Product Category Mix Analysis

This model addresses the business problem of discovering product categories that are frequently bought together by customers. The model is used to understand the Categories purchased by a Customer in a typical transaction in terms of the components like the Categories in the Basket, Target Category in a Basket and additional information like Basket Significance (Sales Value), Target Category Significance (Sales Value) which are generated from regular Customer Transactional data.

Using Oracle Data Mining, the KPIs are modeled with the APRIORI algorithm utilized by the Association Rules model. The model type used for Association Rules with Apriori Algorithm is APASS. This is an example of Unclassified Learning since the Categories (or Target Category) which make up the Category Basket are not inferred or guided (as part of data preparation) but are generated by the model itself.

The output from the model is, the purchase patterns are designed to be generated monthly. Therefore, the APASS models are created every month.

Product Category Mix Analysis Source Table

Table 10–30 shows the item attributes that are identified as source variables for this Association Rules model.

Table 10–30 Product Category Mix Analysis Source Table**Attribute Name**

Case Id Alt (PK)

Store ID

Month Code

ID

Name

Value

Note: If mining has to performed at multiple levels, such as category, subcategory, item, there may be multiple source tables.

Product Category Mix Analysis Target Table

The mined patterns/rules are stored in target table, `dwd_prod_deptmix_assoc_rules`.

Product Category Mix Analysis Examples of Desired Rules**Desired Rules Example1**

IF *CUSTOMER HAS BOUGHT 'BABY', 'GRAB AND GO'*

THEN

CUSTOMER IS LIKELY TO BUY 'PACKAGED BEVERAGES' (Support: 36%, Probability: 56%)

Category Basket Significance of ('BABY', 'GRAB AND GO', 'PACKAGED BEVERAGES') is 45% of Sales Value => The Sales from the 3 categories in Category Basket ('BABY', 'GRAB AND GO', 'PACKAGED BEVERAGES') account for 45% of the Total Sales across all categories in that particular store.

The Category Basket Significance (Sales Value) KPI allows us to filter out Rules which may be insignificant from a Basket Sales Value perspective.

Target Category Significance of ('PACKAGED BEVERAGES') is 60% of the Basket Sales Value => The Sales from the Target Category ('PACKAGED BEVERAGES') account for 60% of the Total Sales from the Category Basket ('BABY', 'GRAB AND GO', 'PACKAGED BEVERAGES') in that particular store.

The Target Category Significance (Sales Value) KPI allows us to filter out Rules determining insignificant Customer Purchases (insignificant Target Category). In other words, it helps us to extract Rules which relate to significant Customer Purchases, where the Target Category is significant within the Basket of Categories (from a Sales Value perspective). This could be useful from a campaign/promotion/upsell perspective.

Desired Rules Example2

IF

CUSTOMER HAS BOUGHT 'FLORAL', 'PHARMACY', 'HOT FOODS'

THEN

CUSTOMER IS LIKELY TO BUY 'BABY' (Support: 36%, Probability: 62%)

Model 7: Product Price Elasticity Analysis

This model addresses the business problem of predicting price elasticity of a product or a group of products. Here, product is SKU item and a group of products can be either sub-class, class, and so on. Predicting price elasticity of a product can help calculate sales of a product across different stores.

A model is built for each product using promotion sales data till date across all stores as training data. The built model of each product is used to predict what would be the price elasticity of each product. Sales of a product in coming time period are calculated using price elasticity of the product, which will eventually help retailer to take a decision on promotion of the product.

Using Oracle Data Mining, the target variable (KPI) is modeled using Regression algorithm - Support Vector Machines (SVM).

The output from the model is, the price elasticity of each product to be predicted every month. Therefore, the SVM Regression models are created one time each month.

Product Price Elasticity Analysis Source Table

Table 10-31 shows the sample Product Price Elasticity Analysis Source Table.

Table 10-31 Product Price Elasticity Analysis Source Table

Attribute Name	Attribute Description
case_id (PK)	
mo_cd	
bsns_unit_key	Store Key
bsns_unit_typ_cd	Store Type Code
sku_item_key	
sku_item_nbr	
sku_item_name	
sku_item_desc	
item_class_key	
class_cd	
class_name	
wk_key	
wk_cd	
rtl_typ_cd	
chnl_typ_cd	
phs_key	
prmtn_key	
cmpgn_media_key	
media_slng_item_key	
pos_dept_key	
sls_unit_cnt_last_wk	
sls_trx_cnt_last_wk	

Table 10–31 (Cont.) Product Price Elasticity Analysis Source Table

Attribute Name	Attribute Description
sls_amt_last_wk	
sls_unit_price_last_wk	
sls_unit_cnt_curr_wk	
sls_trx_cnt_curr_wk	
sls_amt_curr_wk	
sls_unit_price_curr_wk	
prcntg_chg_in_sls_amt	
price_mrkdwn_rate	
sku_item_price_elstcty_dmnd (Target variable)	Price elasticity of demand variable)

Product Price Elasticity Analysis Target Table

The SVM factor details of source attributes are stored in target tables, `dwd_sku_prc_elsty_svm_factor` and `dwd_class_prc_elsty_svm_factor`.

Product Price Elasticity Analysis Attribute Ranking with SVM Factor

[Table 10–32](#) shows sample Product Price Elasticity Analysis Attribute Ranking with SVM Factor.

Table 10–32 Product Price Elasticity Analysis Attribute Ranking with SVM Factor

Attribute Name	Attribute Value	Coefficient	Rank
SLS_UNIT_CNT_CURR_WK	null	0.89	1
BSNS_UNIT_TYP_CD	WareHouse	0.45	2
PRICE_MRKDOWN_RATE	null	0.37	3
MO_CD	20040202	0.21	4
BSNS_UNIT_TYP_CD	RtlStore	0.19	5

Model 8: Employee Combination Analysis

The business problem is to identify combination of employees, which is likely to perform better at a store on a shift. The training data would include following attributes of combination, employee average, minimum, and maximum age, employee average, minimum, and maximum distance from store, employee average, minimum, and maximum total baskets, and so on. Those combination attributes are extracted from employee attributes. The performance of each combination, which is target attribute of classification model, is measured by total store sales amount for the shift combination of employees work.

The performance metric, total store sales amount, is converted into categorical variable using standard binning operations. The categorical variable is modeled as a classification model to identify the impact of combination attributes on the target variable. Using Oracle Data Mining, the categorical target attribute is modeled using one or both classification algorithms - Decision Tree (DT) and Support Vector Machines (SVM).

The retailer has to generate different combinations of employees, based on the availability of employees for a shift and also need to extract same attributes (used in training data) for each combination. The trained model is used to predict the categorical performance attribute value for all the combinations of employees generated. The combination which is predicted to perform better can be assigned to targeted store on a shift.

This classification analysis identifies which attributes of a combination influence the overall performance of a store on a shift. The output of this analysis is twofold:

1. The rules discovered by DT model provide correlation between store performance and employees combination attributes.
2. For future employee allocation, the trained model is applied on different combinations to predict what would be the performance of store.

Employee Combination Analysis Target Variables

The rules are designed to be generated monthly. Therefore, one SVM and one DT models are created every month across all the employees at each store using the following variable as target:

Target variable for Decision Tree (DT) and Support Vector Machines (SVM) is:
PERFORMANCE INDICATOR

The values for target variable could be: VERY_HIGH, HIGH, MEDIUM, LOW, VERY_LOW

Employee Combination Analysis Source Table

[Table 10-33](#) shows the attributes that are extracted for each combination from employees attributes. (a few of these variables are unique identifiers and are treated as supplementary variables).

Table 10-33 Employee Combination Analysis Source Table

Attribute Name	Attribute Description
Case id	need unique identified for mining analysis
Store key	
Store name	
Shift mode	
Month mode	
Derived Attributes	
Emp count	
Emp avg age	
Emp min age	
Emp max age	
Avg household size	
Min household size	
Max household size	
No. of emp with 10th education	
No. of emp with 12th education	

Table 10–33 (Cont.) Employee Combination Analysis Source Table

Attribute Name	Attribute Description
No. of emp with UG education	
Emp house avg distance from store	
Emp house min distance from store	
Emp house max distance from store	
Married count	
Single count	
Divorced count	
Male emp count	
Female emp count	
Emp avg income	
Emp min income	
Emp max income	
No. of emp with disability	
No. of emp eligible for HR based salary	
No. of emp eligible for overtime hours salary	
No. of emp eligible for commission	
No. of emp eligible for SPIFF	
Emp avg total hours worked	
Emp min total hours worked	
Emp max total hours worked	
Emp avg total overtime hours worked	
Emp min total overtime hours worked	
Emp max total overtime hours worked	
Emp avg total sales amount	
Emp min total sales amount	
Emp max total sales amount	
Emp avg basket size	
Emp min basket size	
Emp max basket size	
Emp avg basket value	
Emp min basket value	
Emp max basket value	

Employee Combination Analysis Target Tables

The DT rules are stored in target table, `dwd_emp_cmbntn_dt_rules`.

The SVM factor details of source attributes are stored in target table, `dwd_emp_cmbntn_mnng`.

Employee Combination Analysis Examples of Desired DT Rules

Desired Rules Example 1

IF *emp avg age* is 25 AND *min household size* is 2

THEN

PERFORMANCE INDICATOR IS HIGH

Desired Rules Example 2

IF number of emp eligible for HR based salary is 10 AND married count is 8

THEN

PERFORMANCE INDICATOR IS LOW

Employee Combination Analysis Attribute Ranking with SVM Factor

Table 10–34 shows sample Employee Combination Analysis Attribute Ranking with SVM Factor.

Table 10–34 Employee Combination Analysis Attribute Ranking with SVM Factor

Attribute Name	Attribute Value	Coefficient	Rank
Emp min age	21	1	1
Male emp count	10	0.87	2
No. of emp eligible for HR based salary	3	0.39	3
Emp avg total sales amount	\$25000	0.39	4
Emp avg income	\$3200	0.22	5
No. of emp with 12th education	15	0.17	6

Employee Combination Analysis Employee Combination Performance Prediction (By DT & SVM)

Table 10–35 shows sample Employee Combination Analysis Employee Combination Performance Prediction (By DT & SVM).

Table 10–35 Employee Combination Analysis Employee Combination Performance Prediction (By DT & SVM)

Combination ID	SVM Prediction	SVM Probability	DT Prediction	DT Probability
10001	HIGH	0.65	HIGH	0.56
10002	VERY HIGH	0.87	VERY HIGH	0.78
10003	LOW	0.94	LOW	0.94
10004	MEDIUM	0.82	MEDIUM	0.82
10005	HIGH	0.96	HIGH	0.69

Model 9: Customer Segmentation Analysis

The business problem is to group customers into generally homogeneous groups based on customer demographics, usage pattern and products they purchased

(customer purchase history). Business Analysts can look into each segments to further understand the customer group discovered by the model and name each segment.

The customers are clustered using Clustering algorithms - O-cluster and K-Means. The discovered clustering rules draw the profile of customers.

Customer Segmentation Analysis Source Table

Table 10-36 shows the attributes for customers that are identified from the Oracle Retail Data Model data warehouse tables as source variables for the models (a few of these variables are unique identifiers and are treated as supplementary variables).

Table 10-36 Customer Segmentation Analysis Source Table

Attribute Name	Attribute Description
Customer Key (PK)	
Month Code	
Customer Number	
Customer Type	
Frequent Shopper Indicator	
Mail Allowed Indicator	
Customer District	
Customer City	
Customer State	
Customer Country	
Primary Occasion	
Primary Preference	
Primary Status Code	
Primary Status Reason Code	
Primary Effective From Date	
No. Of Survival months	
Primary Effective To Date	
Living at Current Address Since	
INDIVIDUAL CUSTOMER ATTRIBUTES	
Registered as Gift Receiver	
Registered as Gift Giver	
Customer Identity Required Indicator	
Customer Identity Type Name	
Age	
Marital Status	
Gender	
Income	
Race	
Education	

Table 10–36 (Cont.) Customer Segmentation Analysis Source Table

Attribute Name	Attribute Description
Occupation	
Household Size	
Dwelling Size	
Years of Residence	
Demography Group Name	
Ethnic Background	
Income Group	
ORGANIZATION CUSTOMER ATTRIBUTES	
Organization Type	
Year of Establishment	
Total Employee Strength	
SIC Code	
Industry Code	
Public Indicator	
OTHER ATTRIBUTES	
Customer Occasion Type This Month	
Customer Preference Value This Month	
Campaign This Month	
Membership Account Type Code	None if the customer does not have any account; the last used account if the customer has multiple accounts
Life-To-Date Points	
Available Points	
Customer Account Type	None if the customer does not have any account; the last used account if the customer has multiple accounts
Customer Group Code	None if the customer does not belong to any group
Number of Return items	
Percentage of Return items	
Total Revenue	
Total Orders Placed	
Total Orders Cancelled	
Revenue this month	
Orders this month	
Channel Type Code	

Customer Segmentation Analysis Target Table

The clustering rules are stored in target table, `dwr_cust_sgmnt`.

Customer Segmentation Analysis Examples of desired Segment profile

Desired Rules Example 1

IF *YEARS OF RESIDENCE* IS (8 - 10) and *HOUSEHOLD_SIZEIS* (3+) and *MARITAL_STATUS* IS SINGLE

and *EDUCATION* 12th and *INCOME LEVEL* IS BETWEEN 1000 AND 2000

THEN

SEGMENT_ID IS 3

Desired Rules Example 2

IF *YEARS OF RESIDENCE* IS (1 - 3) and *HOUSEHOLD_SIZEIS* (3+) and *MARITAL_STATUS* IS SINGLE

and *EDUCATION* PHD and *INCOME LEVEL* IS (5000 - 10000)

THEN

SEGMENT_ID IS 8

Model 10: Customer Life Time Value Analysis

The business problem is to identify/predict the customers who are likely to represent the highest value of revenue over their life time based on criteria such as customer demographic information, purchase behavior, and service quality, and so on.

This analysis identifies which key attributes of a customer influence his or her Life Time Value. Life Time Value is continuous value (total revenue contributed by the customer). The Life Time Value is converted into categorical values using standard binning operations. The categorical variables are modeled as a classification model to identify or predict the impact of various independent variables (attributes) on the dependent target variable (KPI - categorical). Using Oracle Data Mining, the target variable, *Categorical Life Time Value*, is modeled using classification algorithm, Decision Tree (DT).

The continuous Life Time Value is modeled as a regression model using regression algorithm, Support Vector Machines (SVM).

The mining models are built every month using the customer latest data and the mining models are applied on customers data to predict which customer is likely to represent the highest value of revenue over their life time.

The output from the model is two-fold:

1. The discovered rules to outline the profile of customers who are most likely to represent the highest value of revenue over their life time.
2. A prediction can be made on customer data after the model is trained.

Customer Life Time Value Analysis Target Variables

The rules are designed to be generated monthly. Therefore, two SVM and two DT models are created every month across all the customers using the following variables as targets:

Target variables for Decision Tree (DT) is:

1. Life Time Value Code

2. Life Time Survival Value Code

Target variables for Support Vector Machines (SVM) are:

1. Life Time Value
2. Life Time Survival Value

Customer Life Time Value Analysis Source Table

Table 10-37 shows the attributes for customers that are identified from the Oracle Retail Data Model data warehouse tables as source variables for the models (a few of these variables are unique identifiers and are treated as supplementary variables).

Table 10-37 Customer Life Time Value Analysis Source Table

Attribute Name	Attribute Description
Case Id Alt (PK)	
Month Code	
Customer Number	
Customer Type	
Frequent Shopper Indicator	
Mail Allowed Indicator	
Customer District	
Customer City	
Customer State	
Customer Country	
Primary Occasion	
Primary Preference	
Primary Status Code	
Primary Status Reason Code	
Primary Effective Date	
No. Of Survival months	
Primary Effective Date	
Living at Current Address Since	
INDIVIDUAL CUSTOMER ATTRIBUTES	
Registered as Gift Receiver	
Registered as Gift Giver	
Customer Identity Required Indicator	
Customer Identity Type Name	
Age	
Marital Status	
Gender	
Income	
Race	

Table 10–37 (Cont.) Customer Life Time Value Analysis Source Table

Attribute Name	Attribute Description
Education	
Profession	
Household Size	
Dwelling Size	
Years of Residence	
Demography Group Name	
Ethnic Background	
Income Group	
ORGANIZATION CUSTOMER ATTRIBUTES	
Organization Type	
Year of Establishment	
Total Employee Strength	
SIC Code	
Industry Code	
Public Indicator	
OTHER ATTRIBUTES	
Customer Occasion Type This Month	
Campaign This Month	
Membership Account Type Code	None if the customer does not have any account; the last used account if the customer has multiple accounts
Life-To-Date Points	
Available Points	
Customer Account Type	None if the customer does not have any account; the last used account if the customer has multiple accounts
Customer Group Code	None if the customer does not belong to any group
Number of Return items	
Percentage of Return items	
Total Revenue	
Total Orders Placed	
Total Orders Cancelled	
Revenue this month	
Orders this month	
Channel Type Code	

Customer Life Time Value Analysis Target Tables

The DT rules are stored in target table, `dwd_cust_ltv_dt_rules`.

The SVM factor details of source attributes are stored in target table, `dwd_cust_ltv_svm_factor`.

Customer Life Time Value Analysis Examples of Desired DT Rules

Desired Rules Example 1

IF *YEARS OF RESIDENCE* IS (8 - 10) AND *HOUSEHOLD_SIZE* IS (3+)
THEN
CUST_LTV IS HIGH

Desired Rules Example 2

IF *YEARS OF RESIDENCE* IS (1 - 3) AND *HOUSEHOLD_SIZE* IS (LESS THAN 3)
THEN
CUST_LTV IS VERY_LOW

Customer Life Time Value Analysis Attribute Ranking with SVM Factor

[Table 10–38](#) shows sample Customer Life Time Value Analysis Attribute Ranking with SVM Factor.

Table 10–38 Customer Life Time Value Analysis Attribute Ranking with SVM Factor

Attribute Name	Attribute Value	Coefficient	Rank
YEARS_OF_RESIDENCE	10	1.51	1
HOUSEHOLD_SIZE	3	1.32	2
MARITAL_STATUS	SINGLE	1.2	3
MARITAL_STATUS	MARRIED	0.98	4
EDUCATION	12th	0.84	5
EDUCATION	PhD	0.78	6
EDUCATION	Masters	0.66	7
MARITAL_STATUS	DIVORCED	0.25	8
INCOME_LEVEL	1500	0.24	9
INCOME_LEVEL	10000	0.22	10
RACE	White	0.16	11
CUST_OCCASIONTYPE_THIS_MONTH	ANNIVERSARY	0.15	12

Customer LTV Code Prediction (Using DT) - Classification

[Table 10–39](#) shows sample Customer LTV Code Prediction (Using DT) - Classification.

Table 10–39 Customer LTV Code Prediction (Using DT) - Classification

Customer ID	Customer Name	DT Prediction	DT Probability
20001	Sunil Milenova	LOW	0.56
20002	Buzz Krishnan	MEDIUM	0.78
20003	Helena Lamar	VERY LOW	0.94
20004	Uraih Konur	HIGH	0.82

Customer LTV Prediction (Using SVM)- Regression

Table 10–40 shows sample Customer LTV Prediction (Using SVM)- Regression.

Table 10–40 Customer LTV Prediction (Using SVM)- Regression

Customer ID	Customer Name	LTV Predicted Value - SVM
20001	Sunil Milenova	1400
20002	Buzz Krishnan	3500
20003	Helena Lamar	950
20004	Uraih Konur	7500

Customer LT Survival Value Code Prediction (Using) - Classification

Table 10–41 shows sample Customer LT Survival Value Code Prediction (Using) - Classification.

Table 10–41 Customer LT Survival Value Code Prediction (Using) - Classification

Customer ID	Customer Name	DT Prediction	DT Probability
20001	Sunil Milenova	LOW	0.56
20002	Buzz Krishnan	MEDIUM	0.78
20003	Helena Lamar	VERY LOW	0.94
20004	Uraih Konur	HIGH	0.82

Customer LT Survival Value Prediction (Using SVM)- Regression

Table 10–42 shows sample Customer LT Survival Value Prediction (Using SVM) Regression.

Table 10–42 Customer LT Survival Value Prediction (Using SVM)- Regression

Customer ID	Customer Name	LT Survival Value Predicted - SVM (in Months)
20001	Sunil Milenova	23
20002	Buzz Krishnan	37
20003	Helena Lamar	11
20004	Uraih Konur	54

Model 11: Customer Churn Analysis

The business problem is to identify/predict the customers who are likely to leave the current retailer for a competitor based on criteria such as customer demographic information, purchase behavior, and service quality, and so on.

This analysis identifies which key attributes of a customer influence his or her churn indicator value. Using Oracle Data Mining, the target variable, *churn indicator*, is modeled using classification algorithms - Decision Tree (DT) and Support Vector Machines (SVM).

The mining models (DT & SVM) are built every month using the historical customer data and the mining models are applied on current base customers data to predict which customer is likely to leave (churn) the current retailer.

The output from the model is two fold:

1. The discovered rules to outline the profile of customers who are most likely to churn. What type of customer is more likely to churn.
2. The prediction can be made on customer data after the Churn model is trained.

Customer Churn Analysis Source Table

Table 10-43 shows the attributes for customers that are identified from the Oracle Retail Data Model data warehouse tables as source variables for the models (a few of these variables are unique identifiers and are treated as supplementary variables).

Table 10-43 Customer Churn Analysis Source Table

Attribute Name	Attribute Description
Case Id Alt (PK)	
Month Code	
Customer Number	
Customer Type	
Frequent Shopper Indicator	
Mail Allowed Indicator	
Customer District	
Customer City	
Customer State	
Customer Country	
Primary Occasion	
Primary Preference	
Primary Status Code	
Primary Status Reason Code	
Primary Effective Date	
No. Of Survival months	
Primary Effective Date	
Living at Current Address Since	
INDIVIDUAL CUSTOMER ATTRIBUTES	
Registered as Gift Receiver	
Registered as Gift Giver	
Customer Identity Required Indicator	
Customer Identity Type Name	
Age	

Table 10–43 (Cont.) Customer Churn Analysis Source Table

Attribute Name	Attribute Description
Marital Status	
Gender	
Income	
Race	
Education	
Profession	
Household Size	
Dwelling Size	
Years of Residence	
Demography Group Name	
Ethnic Background	
Income Group	
ORGANIZATION CUSTOMER ATTRIBUTES	
Organization Type	
Year of Establishment	
Total Employee Strength	
SIC Code	
Industry Code	
Public Indicator	
OTHER ATTRIBUTES	
Customer Occasion Type This Month	
Campaign This Month	
Membership Account Type Code	None if the customer does not have any account; the last used account if the customer has multiple accounts
Life-To-Date Points	
Available Points	
Customer Account Type	None if the customer does not have any account; the last used account if the customer has multiple accounts
Customer Group Code	None if the customer does not belong to any group
Number of Return items	
Percentage of Return items	
Total Revenue	
Total Orders Placed	
Total Orders Cancelled	
Revenue this month	
Orders this month	
Channel Type Code	

Customer Churn Analysis Target Tables

The DT rules are stored in target table, `dwd_cust_chrn_dt_rules`.

The SVM factor details of source attributes are stored in target table, `dwd_cust_chrn_svm_factor`.

Customer Churn Analysis Examples of Desired DT Rules

Desired Rules Example 1

```
IF YEARS_OF_RESIDENCE IS (8 - 10) AND HOUSEHOLD_SIZE IS (3+)
THEN
CHURN_IND IS 1
```

Desired Rules Example 2

```
IF YEARS_OF_RESIDENCE IS (1 - 3) AND HOUSEHOLD_SIZE IS (LESS THAN 3)
THEN
CHURN_IND IS 0
```

Customer Churn Analysis Attribute Ranking with SVM Factor

[Table 10–44](#) shows sample Customer Churn Analysis Attribute Ranking with SVM Factor.

Table 10–44 Customer Churn Analysis Attribute Ranking with SVM Factor

Attribute Name	Attribute Value	Coefficient	Rank
YEARS_OF_RESIDENCE	10	1.51	1
HOUSEHOLD_SIZE	3	1.32	2
MARITAL_STATUS	SINGLE	1.2	3
MARITAL_STATUS	MARRIED	0.98	4
EDUCATION	12th	0.84	5
EDUCATION	PhD	0.78	6
EDUCATION	Masters	0.66	7
MARITAL_STATUS	DIVORCED	0.25	8
INCOME_LEVEL	1500	0.24	9
INCOME_LEVEL	10000	0.22	10
RACE	White	0.16	11
CUST_OCCASIONTYPE_THIS_MONTH	ANNIVERSARY	0.15	12

Customer Churn Prediction (By DT & SVM)

[Table 10–45](#) shows sample Customer Churn Prediction (By DT & SVM).

Table 10–45 Customer Churn Prediction (By DT & SVM)

Customer ID	Customer Name	SVM Prediction	SVM Probability	DT Prediction	DT Probability
20001	Sunil Milenova	1	0.65	0	0.56
20002	Buzz Krishnan	0	0.87	0	0.78
20003	Helena Lamar	0	0.94	0	0.94
20004	Uraih Konur	0	0.82	0	0.82
20005	Bonnibelle Goode	1	0.96	1	0.69

Model 12: Customer Sentiment Analysis

The business problem is to measure customer sentiment regarding the products and service quality according to any text message received from the customer. Those text messages may be emails from a customer, or written by call center agents during call center calls, and so on. Some companies use voice recognition technology and others have call center service agents write what the customer said.

This model leverages Text mining capability provided by Oracle database. The text messages are transformed using Oracle text. A classification model is built over the training data using the classification algorithm, Support Vector Machines (SVM). The built model is applied on new customers text messages and also on existing customers new text messages to predict the sentiment.

Customer Sentiment Analysis Target Variable

The sentiment mining model is trained once a month. Therefore one SVM model is created every month across all the customers with the following variable as target:

1. Customer Sentiment

Customer Sentiment Analysis Source Table

Table 10–46 shows the attributes for the source table.

Table 10–46 Customer Sentiment Analysis Source Table

Attribute Name	Attribute Description
Case Id	Primary Key
Customer Key	
Month Code	
Sentiment	Target Variable
Positive Sentiment Probability	
Negative Sentiment Probability	
Customer Comment	Text message from customer

Customer Sentiment Analysis Target Table

The following columns in the customer mining target table, DWD_CUST_MNNG, are populated with prediction results.

- sntmnt_ctgry_cd
- manual_sntmnt_ctgry_cd
- sntmnt_prob

Oracle Retail Data Model Utility Scripts

This chapter describes the Oracle Retail Data Model utility script.

This chapter includes the following sections:

- [Calendar Population](#)
- [Time Dimension Incremental Load](#)

Calendar Population

The Calendar population scripts consist of two one-time installation packages.

Calendar Population Scripts

The Calendar population scripts include the following packages:

- `calendar_population_header.sql`
- `calendar_population_body.sql`

Running these packages does the following:

1. Prepares necessary changes for the schema `ordm_sys`.
2. Creates the `Calendar_Population` package that contains the following procedures:
 - `RUN(in_setup_start_date, in_setup_no_years, in_setup_day_of_week)` is the main procedure to populate everything about calendar.
 - `RBIW_Base_Time_Tables_ddl` creates the base table needed to support multiple hierarchies: Business or Calendar.
 - `RBIW_Populate_Time_Hier_Bsns(in_setup_start_date, in_setup_no_years, in_setup_day_of_week)` sets up the data in base table for the Business hierarchy as specified in setup or install section.
 - `RBIW_Populate_Time_Hier_Clnr(in_setup_start_date, in_setup_no_years, in_setup_day_of_week)` sets up the data in base table for the Calendar hierarchy as specified in setup or install section.
 - `RBIW_Time_hier_Star` sets up the Time hierarchy reporting layer tables.
 - `RBIW_Populate_Time_Transform` populates the Time transformation tables using the base Time tables or views. It populates transformation data for the Business Hierarchy alone.

How to Populate Calendar Data

To populate calendar data:

1. Log in to ORDM_SYS user.
2. Execute the following SQL statement:

```
exec Calendar_Population.run(date,num_years,dayofweek);
```

where:

date is the start date with which you want to populate calendar data. It is of type CHAR and should be input in the format 'YYYYMMDD' (for example, '20050518' to represent date 18-MAY-2005.

num_years is the number of years to populate calendar data, which should be INTEGER.

dayofweek is the week start day to populate calendar week (should be CHAR type). For example, 'MONDAY'.

Time Dimension Incremental Load

Oracle Retail Data Model lets you extend the Time Dimension for an implementation which was initially set to a certain value. For example for an initial Time dimension of 10 years (from BY 2005 to BY 2014), you can change this to 30 years to support realized forecasting into the future beyond 2014. For example you might like to extend the Time dimension by 20 years.

For example, if the initial Time Calendar was setup with the following inputs:

```
start date = 20050101 (that is, 01-Jan-2005)
week start date = MONDAY
Number of years = 30
```

First Leap Year = 2007 ... NOTE: default value as set in the package=2001. This means that the package was edited and re-run with first leap year = 2007. This setting is present in procedure "RBIW_Populate_Time_Hier_Bsns". Search for "SETUP/INSTALL PARAMETERS" within the package code.

Then, use these five steps to extend the dates and to perform the Time Dimension Incremental Load:

1. Create new user ordm_tmp and grant default privileges:

As dba user:

```
create user ordm_tmp identified by ordm_tmp default tablespace USERS temporary
tablespace TEMP;
```

```
grant
CONNECT,
CREATE PROCEDURE,
CREATE SEQUENCE,
CREATE SESSION,
CREATE SYNONYM,
CREATE VIEW,
CREATE TABLE,
CREATE MATERIALIZED VIEW,
CREATE TYPE,
CREATE CUBE,
CREATE CUBE DIMENSION,
```

```

CREATE DIMENSION
to ordm_tmp;

alter user ordm_tmp quota unlimited on USERS;

grant read,write on directory DATA_PUMP_DIR to ordm_tmp;

```

2. Import ordm_tmp schema using a dmp file and ddl file.

NOTE: The time tables would be empty to begin with:

- Place the dmp file "ordm_tmp_empty.dmp" located in directory \$ORACLE_HOME/ordm/utilities/time_incr in the directory corresponding to Database directory DATA_PUMP_DIR (typically, \$ORACLE_BASE/admin/\$ORACLE_SID/dpdump)

- Import the dmp into ordm_tmp schema

```

$ impdp ordm_tmp/ordm_tmp dumpfile=ordm_tmp_empty.dmp logfile=impdp_ordm_
tmp_empty.log directory=DATA_PUMP_DIR

```

- Run the file time_ddl_install.sql to define (or re-define) 6 views, 11 sequences and 1 package - Calendar_Population in ordm_tmp schema

NOTE: Sequences can't be redefined without dropping them so the script attempts to drop them before attempting to create the sequences. Ignore any errors due to the sequences not existing before being created.

As ordm_tmp user:

```
SQL> @time_ddl_install.sql
```

3. Using script time_grant_select_tmp.sql, grant privileges on time tables:

As ordm_tmp user:

```
SQL> @time_grant_select_tmp.sql
```

4. Run the calendar script for 30 years with appropriate inputs:

NOTE 1: It is critical to use the same values as used in Oracle Retail Data Model initial load. The ordm_sys contains time data as per initial settings. The ordm_tmp time dimension should be created with the same time series behavior and should only extend the behavior along time and should not exhibit a different behavior. The behavior of ordm_tmp time dimension would be different if the inputs provided to the Calendar function vary from what was used while setting up time dimension in ordm_sys schema.

NOTE 2: Currently there is no placeholder for storing these inputs in the Oracle Retail Data Model model and expect the customer/Implementor to store, make a note of the values used during Oracle Retail Data Model Installation for future use.

Run the calendar population script with appropriate input parameters:

For example, you can use:

```

start date = 20050101 (that is, 01-Jan-2005)
week start date = MONDAY
Number of years = 30
First Leap Year = 2007

```

NOTE 1: This setting is inside the package. Edit it, if you wish to change the default settings. Please check if you have customized the Calendar package anytime during the initial Oracle Retail Data Model Installation or later. If so, please copy/paste the package code from `ordm_sys` schema and compile it over in the current temp schema `ordm_tmp` so that the two schemas are using the same package.

The example scenario used does require you to modify the package as it uses a value which is different from its default settings and so you should edit and recompile the package before using it.

NOTE 2: If the first leap year was 2008 instead of 2007 then you would not have to edit/recompile the package. 2001 and every 7th year (2008, 2015,...) after that would have been treated as "leap year" by default.

As `ordm_tmp`:

- Edit the package `Calendar_Population` in `ordm_tmp` schema. Installed by the `dmp` and edit it so that the default settings for first leap year is modified from 2001 (default) to 2007 (as in `ordm_sys`).
- Recompile the package, package body.

As `ordm_tmp`:

```
set define off
set serverout on size 1000000
set timing on
spool calendar_incr_run.log
begin
    Calendar_Population.Run('20050101',30,'MONDAY');
end;
/

spool off
```

5. Run the script `update_clndr_data_for_olap.sql` to make the data suitable for loading into olap time dimension:

As `ordm_tmp`:

```
SQL> @update_clndr_data_for_olap.sql
```

Check: Time dimension in `ordm_tmp` schema is from BY 2005 to BY 2034 in `DWR_BSNS_YR` table.

As `ordm_tmp`:

```
SQL> select bsns_yr_key, yr_desc, yr_nbr from dwr_bsns_yr order by 1;
```

Migrate the data from `ordm_tmp` into target/original schema `ordm_sys`.

6. Copy the entire data for tables - `DWR_DAY`, `DWR_BSNS_WK`, and so on, ... incl. `DWR_CLNDR_WK`, `DWR_CLNDR_HLF_MO` etc. from BY 2005 onwards up to BY 2034. Ideally this should be a series of inserts into various tables without errors.

Do this in three steps:

- a. Disable All FKs relating to the affected list of time tables using script `time_fk_disable.sql`:

As `ordm_sys`:

```
SQL> @time_fk_disable.sql
```

- b. Move data from `ordm_tmp` to `ordm_sys` schema using script `time_incr_move_data.sql`

NOTE: this runs as a single step or a single pl/sql block. Commit if no errors throughout, rollback otherwise.

As `ordm_sys`:

```
SQL> @time_incr_move_data.sql
```

- c. If step above "`time_incr_move_data.sql`" is successful (view the log file `time_incr_move_data.log` to determine outcome), then enable the FKs disabled above using script `time_fk_enable.sql`

As `ordm_sys`:

```
SQL> @time_fk_enable.sql
```

```
=====
Example log content in log file time_incr_move_data.log created in 2nd task of step 6
=====
```

```
07:01:19 : Data movement for object: DWL_CLNDR_TYP: Deleted 2 rows.
07:01:19 : Data movement for object: DWL_CLNDR_TYP: Inserted 2 rows.
07:01:19 : Data movement for object: DWL_CLNDR_TYP completed successfully!!
07:01:19 : Data movement for object: DWR_CLNDR: Deleted 0 rows.
07:01:19 : Data movement for object: DWR_CLNDR: Inserted 0 rows.
07:01:19 : Data movement for object: DWR_CLNDR completed successfully!!
07:01:19 : Data movement for object: DWR_WKDAY: Deleted 7 rows.
07:01:20 : Data movement for object: DWR_WKDAY: Inserted 7 rows.
07:01:20 : Data movement for object: DWR_WKDAY completed successfully!!
07:01:20 : Data movement for object: DWR_BASE_DAY: Deleted 7299 rows.
07:01:20 : Data movement for object: DWR_BASE_DAY: Inserted 21905 rows.
07:01:20 : Data movement for object: DWR_BASE_DAY completed successfully!!
07:01:20 : Data movement for object: DWR_TOT_TIME: Deleted 1 rows.
07:01:20 : Data movement for object: DWR_TOT_TIME: Inserted 1 rows.
07:01:20 : Data movement for object: DWR_TOT_TIME completed successfully!!
07:01:20 : Data movement for object: DWR_ADVR_YR: Deleted 0 rows.
07:01:20 : Data movement for object: DWR_ADVR_YR: Inserted 0 rows.
07:01:20 : Data movement for object: DWR_ADVR_YR completed successfully!!
07:01:20 : Data movement for object: DWR_ADVR_QTR: Deleted 0 rows.
07:01:20 : Data movement for object: DWR_ADVR_QTR: Inserted 0 rows.
07:01:20 : Data movement for object: DWR_ADVR_QTR completed successfully!!
07:01:20 : Data movement for object: DWR_ADVR_PERIOD: Deleted 0 rows.
07:01:20 : Data movement for object: DWR_ADVR_PERIOD: Inserted 0 rows.
07:01:20 : Data movement for object: DWR_ADVR_PERIOD completed successfully!!
07:01:20 : Data movement for object: DWR_ADVR_WK: Deleted 0 rows.
07:01:20 : Data movement for object: DWR_ADVR_WK: Inserted 0 rows.
07:01:20 : Data movement for object: DWR_ADVR_WK completed successfully!!
07:01:20 : Data movement for object: DWR_FSCL_YR: Deleted 0 rows.
07:01:20 : Data movement for object: DWR_FSCL_YR: Inserted 0 rows.
07:01:20 : Data movement for object: DWR_FSCL_YR completed successfully!!
07:01:20 : Data movement for object: DWR_FSCL_HLF_YR: Deleted 0 rows.
```

07:01:20 : Data movement for object: DWR_FSCL_HLF_YR: Inserted 0 rows.
07:01:20 : Data movement for object: DWR_FSCL_HLF_YR completed successfully!!
07:01:20 : Data movement for object: DWR_FSCL_QTR: Deleted 0 rows.
07:01:20 : Data movement for object: DWR_FSCL_QTR: Inserted 0 rows.
07:01:20 : Data movement for object: DWR_FSCL_QTR completed successfully!!
07:01:20 : Data movement for object: DWR_FSCL_MO: Deleted 0 rows.
07:01:20 : Data movement for object: DWR_FSCL_MO: Inserted 0 rows.
07:01:20 : Data movement for object: DWR_FSCL_MO completed successfully!!
07:01:20 : Data movement for object: DWR_FSCL_HLF_MO: Deleted 0 rows.
07:01:20 : Data movement for object: DWR_FSCL_HLF_MO: Inserted 0 rows.
07:01:20 : Data movement for object: DWR_FSCL_HLF_MO completed successfully!!
07:01:20 : Data movement for object: DWR_FSCL_WK: Deleted 0 rows.
07:01:20 : Data movement for object: DWR_FSCL_WK: Inserted 0 rows.
07:01:20 : Data movement for object: DWR_FSCL_WK completed successfully!!
07:01:20 : Data movement for object: DWR_PLNG_QTR: Deleted 0 rows.
07:01:20 : Data movement for object: DWR_PLNG_QTR: Inserted 0 rows.
07:01:20 : Data movement for object: DWR_PLNG_QTR completed successfully!!
07:01:20 : Data movement for object: DWR_PLNG_YR: Deleted 0 rows.
07:01:20 : Data movement for object: DWR_PLNG_YR: Inserted 0 rows.
07:01:20 : Data movement for object: DWR_PLNG_YR completed successfully!!
07:01:20 : Data movement for object: DWR_PLNG_PERIOD: Deleted 0 rows.
07:01:20 : Data movement for object: DWR_PLNG_PERIOD: Inserted 0 rows.
07:01:20 : Data movement for object: DWR_PLNG_PERIOD completed successfully!!
07:01:20 : Data movement for object: DWR_PLNG_SEASON: Deleted 0 rows.
07:01:20 : Data movement for object: DWR_PLNG_SEASON: Inserted 0 rows.
07:01:20 : Data movement for object: DWR_PLNG_SEASON completed successfully!!
07:01:20 : Data movement for object: DWR_PLNG_WK: Deleted 0 rows.
07:01:20 : Data movement for object: DWR_PLNG_WK: Inserted 0 rows.
07:01:20 : Data movement for object: DWR_PLNG_WK completed successfully!!
07:01:20 : Data movement for object: DWR_BSNS_YR: Deleted 11 rows.
07:01:20 : Data movement for object: DWR_BSNS_YR: Inserted 31 rows.
07:01:20 : Data movement for object: DWR_BSNS_YR completed successfully!!
07:01:20 : Data movement for object: DWR_BSNS_HLF_YR: Deleted 21 rows.
07:01:20 : Data movement for object: DWR_BSNS_HLF_YR: Inserted 61 rows.
07:01:20 : Data movement for object: DWR_BSNS_HLF_YR completed successfully!!
07:01:20 : Data movement for object: DWR_BSNS_QTR: Deleted 41 rows.
07:01:20 : Data movement for object: DWR_BSNS_QTR: Inserted 121 rows.
07:01:20 : Data movement for object: DWR_BSNS_QTR completed successfully!!
07:01:20 : Data movement for object: DWR_BSNS_MO: Deleted 121 rows.
07:01:20 : Data movement for object: DWR_BSNS_MO: Inserted 361 rows.
07:01:20 : Data movement for object: DWR_BSNS_MO completed successfully!!
07:01:20 : Data movement for object: DWR_BSNS_HLF_MO: Deleted 241 rows.
07:01:20 : Data movement for object: DWR_BSNS_HLF_MO: Inserted 721 rows.
07:01:20 : Data movement for object: DWR_BSNS_HLF_MO completed successfully!!
07:01:21 : Data movement for object: DWR_BSNS_WK: Deleted 522 rows.
07:01:21 : Data movement for object: DWR_BSNS_WK: Inserted 1565 rows.
07:01:21 : Data movement for object: DWR_BSNS_WK completed successfully!!
07:01:21 : Data movement for object: DWR_CLNDR_YR: Deleted 11 rows.
07:01:21 : Data movement for object: DWR_CLNDR_YR: Inserted 31 rows.
07:01:21 : Data movement for object: DWR_CLNDR_YR completed successfully!!
07:01:21 : Data movement for object: DWR_CLNDR_HLF_YR: Deleted 21 rows.
07:01:21 : Data movement for object: DWR_CLNDR_HLF_YR: Inserted 61 rows.
07:01:21 : Data movement for object: DWR_CLNDR_HLF_YR completed successfully!!
07:01:21 : Data movement for object: DWR_CLNDR_QTR: Deleted 41 rows.
07:01:21 : Data movement for object: DWR_CLNDR_QTR: Inserted 121 rows.
07:01:21 : Data movement for object: DWR_CLNDR_QTR completed successfully!!
07:01:21 : Data movement for object: DWR_CLNDR_MO: Deleted 121 rows.
07:01:21 : Data movement for object: DWR_CLNDR_MO: Inserted 361 rows.
07:01:21 : Data movement for object: DWR_CLNDR_MO completed successfully!!
07:01:21 : Data movement for object: DWR_CLNDR_HLF_MO: Deleted 241 rows.


```
07:01:21 : Data movement for object: DWR_CLNDR_HLF_MO: Inserted 721 rows.
07:01:21 : Data movement for object: DWR_CLNDR_HLF_MO completed successfully!!
07:01:21 : Data movement for object: DWR_CLNDR_WK: Deleted 523 rows.
07:01:21 : Data movement for object: DWR_CLNDR_WK: Inserted 1566 rows.
07:01:21 : Data movement for object: DWR_CLNDR_WK completed successfully!!
07:01:21 : Data movement for object: DWR_DAY: Deleted 3652 rows.
07:01:23 : Data movement for object: DWR_DAY: Inserted 10957 rows.
07:01:23 : Data movement for object: DWR_DAY completed successfully!!
07:01:23 : Data movement for object: DWR_HLF_YR_TODATE_TRANS: Deleted 30 rows.
07:01:23 : Data movement for object: DWR_HLF_YR_TODATE_TRANS: Inserted 90 rows.
07:01:23 : Data movement for object: DWR_HLF_YR_TODATE_TRANS completed successfully!!
07:01:23 : Data movement for object: DWR_QTR_TODATE_TRANS: Deleted 100 rows.
07:01:23 : Data movement for object: DWR_QTR_TODATE_TRANS: Inserted 300 rows.
07:01:23 : Data movement for object: DWR_QTR_TODATE_TRANS completed successfully!!
07:01:23 : Data movement for object: DWR_MO_TODATE_TRANS: Deleted 900 rows.
07:01:23 : Data movement for object: DWR_MO_TODATE_TRANS: Inserted 2700 rows.
07:01:23 : Data movement for object: DWR_MO_TODATE_TRANS completed successfully!!
07:01:23 : Data movement for object: DWR_HLF_MO_TODATE_TRANS: Deleted 3000 rows.
07:01:23 : Data movement for object: DWR_HLF_MO_TODATE_TRANS: Inserted 9000 rows.
07:01:23 : Data movement for object: DWR_HLF_MO_TODATE_TRANS completed successfully!!
07:01:24 : Data movement for object: DWR_WK_TODATE_TRANS: Deleted 13833 rows.
07:01:25 : Data movement for object: DWR_WK_TODATE_TRANS: Inserted 41552 rows.
07:01:25 : Data movement for object: DWR_WK_TODATE_TRANS completed successfully!!
07:01:47 : Data movement for object: DWR_DAY_TODATE_TRANS: Deleted 666876 rows.
07:01:59 : Data movement for object: DWR_DAY_TODATE_TRANS: Inserted 2003204 rows.
07:01:59 : Data movement for object: DWR_DAY_TODATE_TRANS completed successfully!!
07:01:59 : Data movement for object: DWR_YR_TRANS: Deleted 9 rows.
07:01:59 : Data movement for object: DWR_YR_TRANS: Inserted 29 rows.
07:01:59 : Data movement for object: DWR_YR_TRANS completed successfully!!
07:01:59 : Data movement for object: DWR_QTR_TRANS: Deleted 39 rows.
07:01:59 : Data movement for object: DWR_QTR_TRANS: Inserted 119 rows.
07:01:59 : Data movement for object: DWR_QTR_TRANS completed successfully!!
07:01:59 : Data movement for object: DWR_MO_TRANS: Deleted 120 rows.
07:01:59 : Data movement for object: DWR_MO_TRANS: Inserted 360 rows.
07:01:59 : Data movement for object: DWR_MO_TRANS completed successfully!!
07:01:59 : Data movement for object: DWR_WK_TRANS: Deleted 517 rows.
07:01:59 : Data movement for object: DWR_WK_TRANS: Inserted 1560 rows.
07:01:59 : Data movement for object: DWR_WK_TRANS completed successfully!!
07:02:00 : Data movement for object: DWR_DAY_TRANS: Deleted 3283 rows.
07:02:00 : Data movement for object: DWR_DAY_TRANS: Inserted 10584 rows.
07:02:00 : Data movement for object: DWR_DAY_TRANS completed successfully!!
07:02:00 : Data movement successfully completed for all objects!.. Committing the changes in the
database...
07:02:00 : COMMIT complete. Exiting...
```

PL/SQL procedure successfully completed.

Elapsed: 00:00:40.47

Oracle Retail Data Model Sample Reports

This chapter provides Oracle Retail Data Model sample reports.

This chapter includes the following sections:

- [Customer Reports](#)
- [Promotion Reports](#)
- [Category Reports](#)
- [Merchandise Reports](#)
- [Workforce Reports](#)
- [Point of Service Reports](#)
- [Loss Prevention Reports](#)
- [Inventory Reports](#)
- [Order Management Reports](#)
- [Store Operation Reports](#)

Customer Reports

The customer reports include the following:

- [Demography](#)
- [Frequent Shopper](#)
- [RFMP and Cluster](#)
- [Customer Analysis](#)

Demography

The demography area includes the following reports.

Customer Demographics by Income Band and Household Size

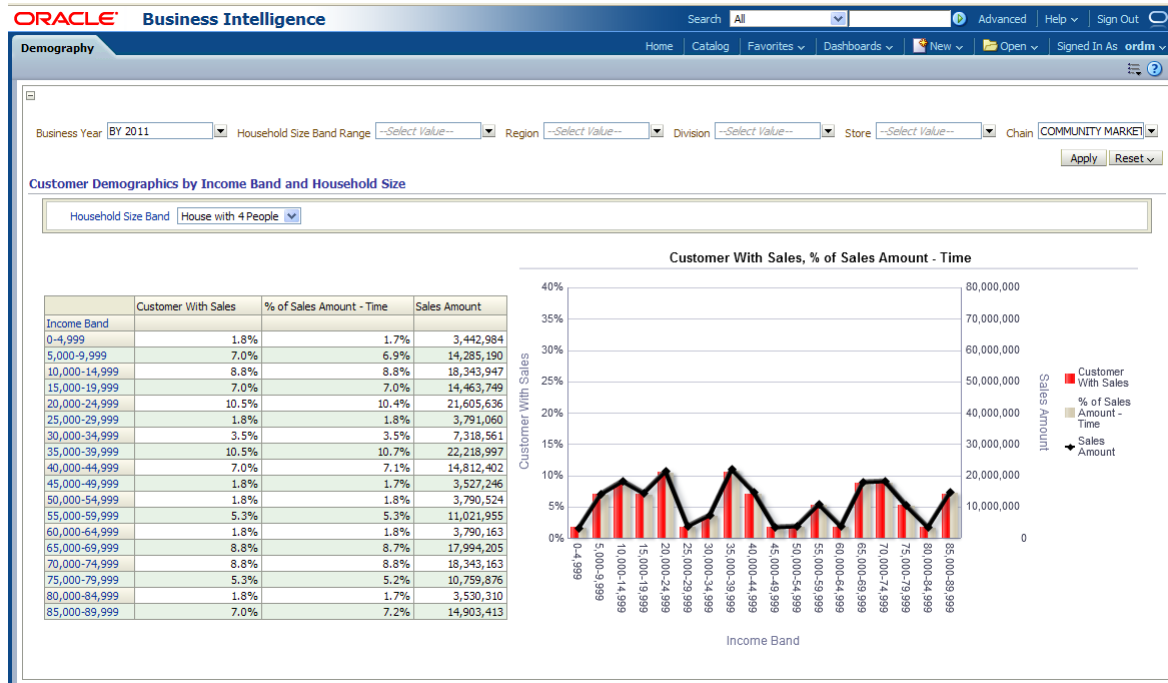
[Figure 12-1](#) provides count and sales information based on income band range. You can compare customer sales count, sales amount and % sales amount for each income band range.

Report dimensions are:

- Business Time
- Household Size Band Range

- Organization

Figure 12–1 Customer Demographics by Income Band and Household Size Report



Frequent Shopper

The frequent shopper area includes the following reports: [Frequent Shopper Penetration](#), [Frequent Shopper Sales Analysis](#), [Frequent Shopper Transactions](#), and [Frequent Shopper Distribution](#).

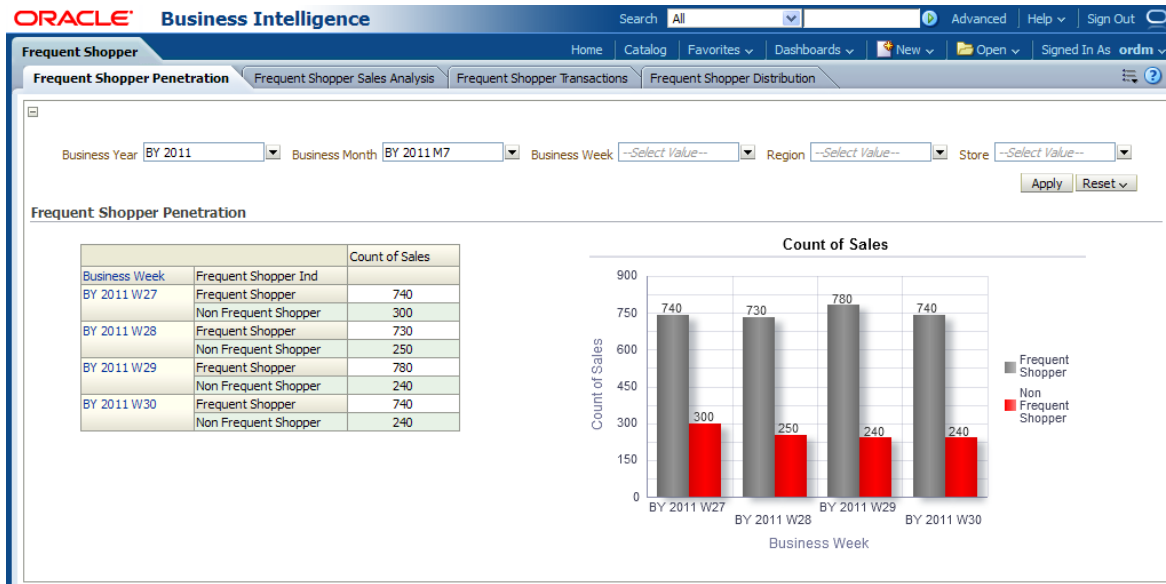
Frequent Shopper Penetration

Figure 12–2 shows frequent shopper transaction as percent of total transactions (time series analysis).

Report dimensions are:

- Business Time
- Organization

Figure 12-2 Frequent Shopper Penetration Report



Frequent Shopper Sales Analysis

Figure 12-3 shows how much the frequent shoppers contribute to total sales (by item-class).

Report dimensions are:

- Business Time
- Product

Figure 12-3 Frequent Shopper Sales Analysis



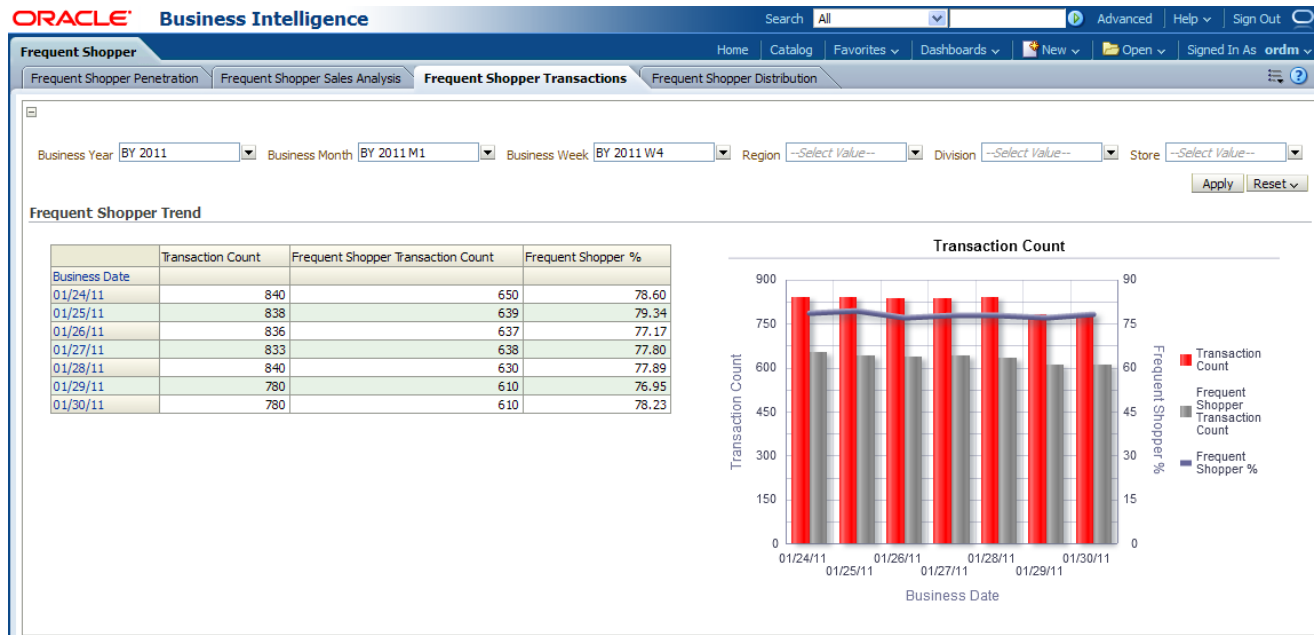
Frequent Shopper Transactions

Figure 12–4 provides frequent shopper transactions.

Report dimensions are:

- Business Time
- Organization

Figure 12–4 Frequent Shopper Transactions



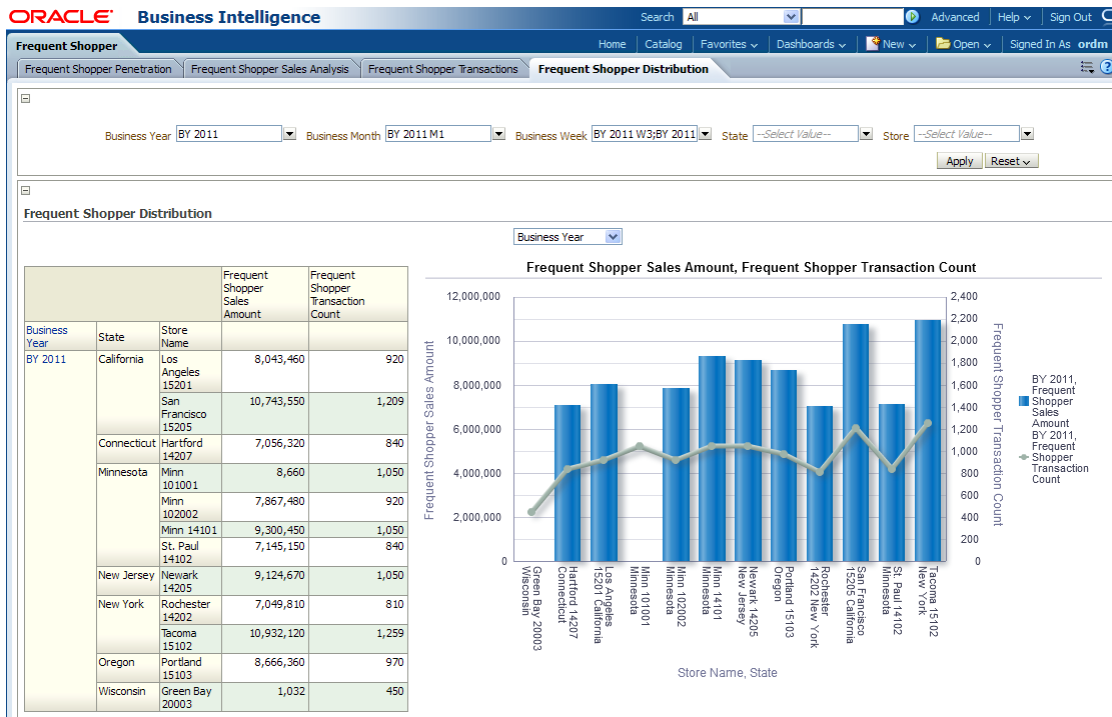
Frequent Shopper Distribution

Figure 12–5 frequent shopper distribution.

Report dimensions are:

- Business Time
- Customer

Figure 12–5 Frequent Shopper Distribution Report



RFMP and Cluster

The RFMP & Cluster area includes the following reports: [RFM Scoring](#), [RFMP Trending](#), [Cluster Analysis](#), and [Frequency Defection](#).

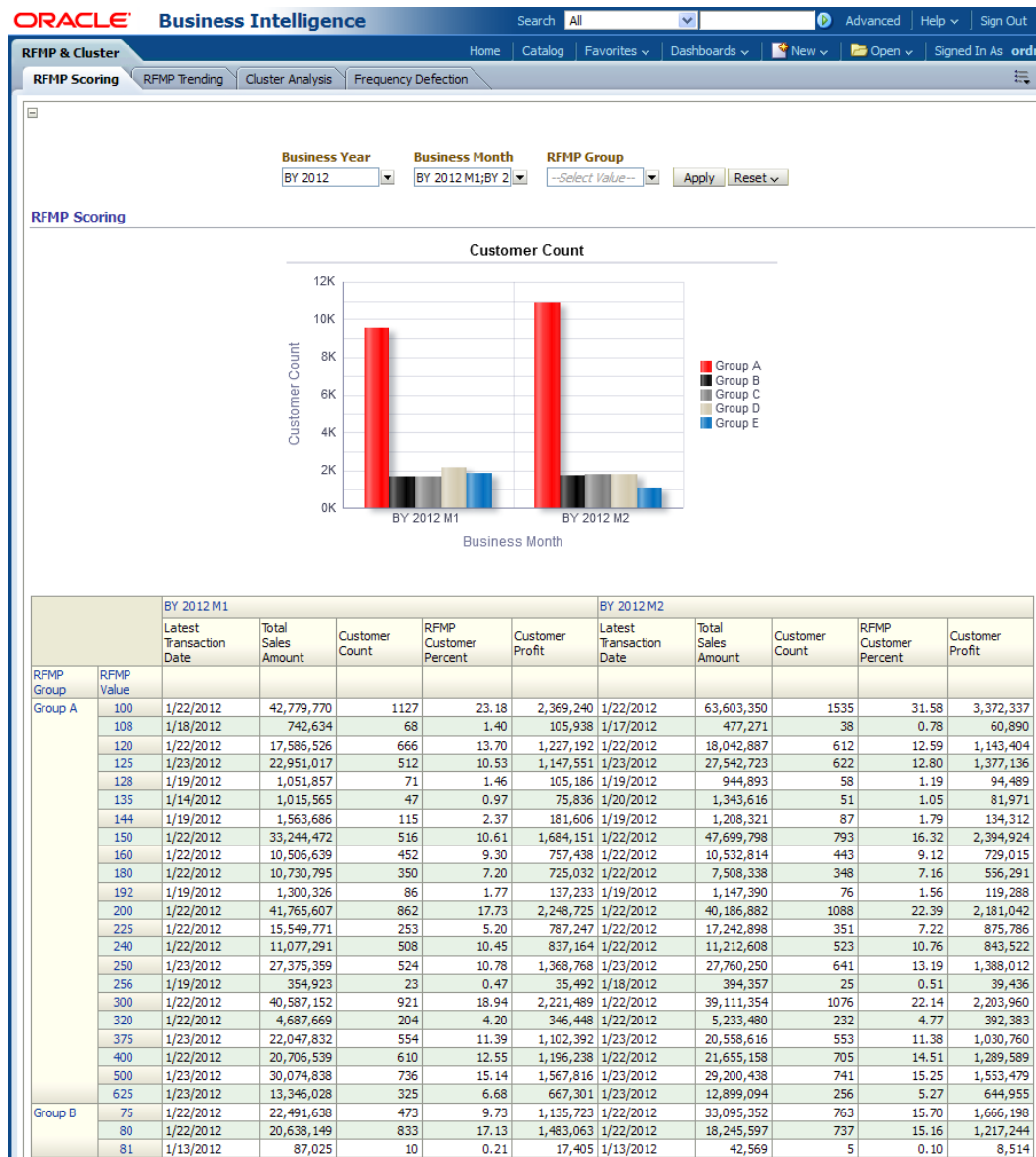
RFM Scoring

Figure 12–6 provides RFMP groupings statistics over time.

Report dimensions are:

- Business Time
- Customer

Figure 12–6 RFM Scoring Report



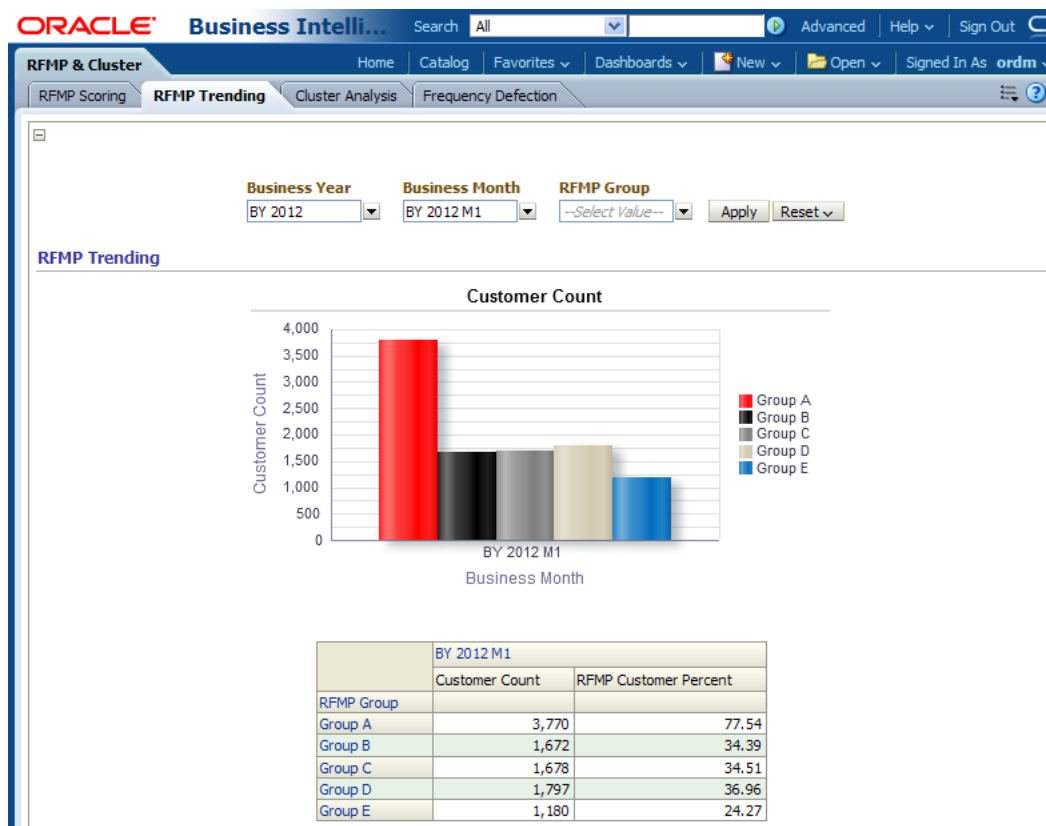
RFMP Trending

This report, as shown in Figure 12–7 provides month to month RFMP group migration.

Report dimensions are:

- Business Time
- Customer

Figure 12–7 RFMP Trending Report



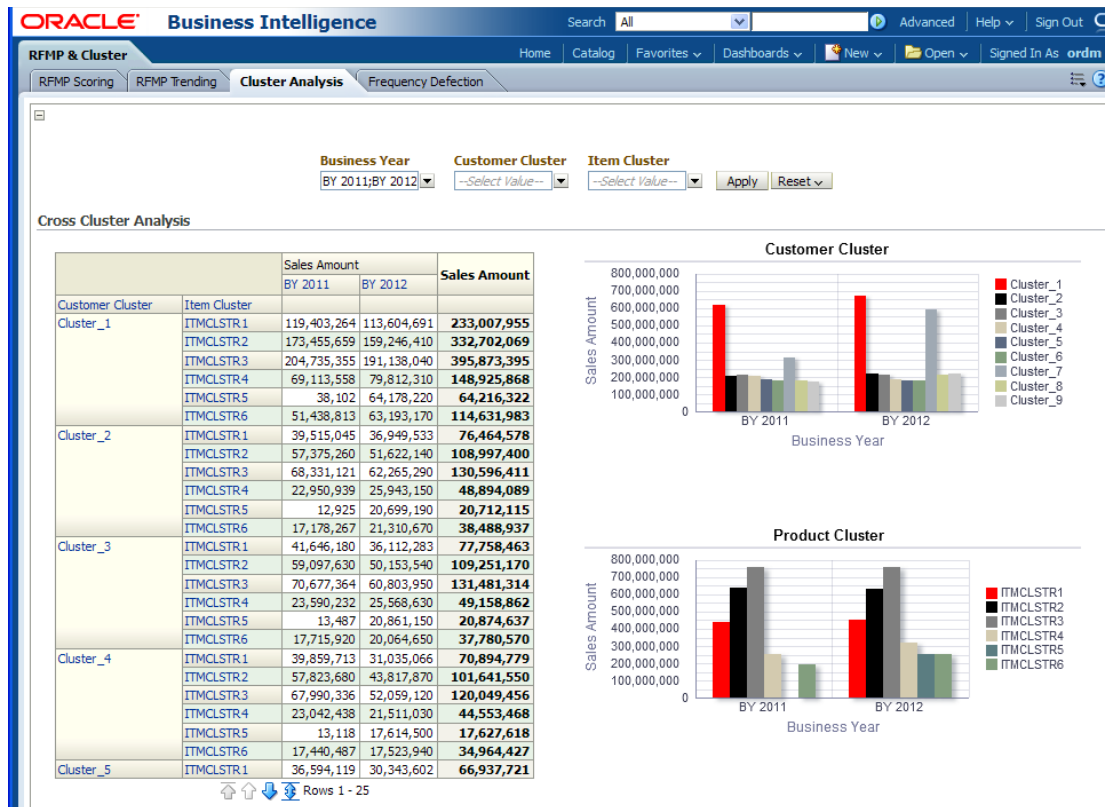
Cluster Analysis

This report, as shown in [Figure 12–8](#) provides sales and time information by customer cluster and product cluster.

Report dimensions are:

- Business Time
- Customer
- Product

Figure 12–8 Cluster Analysis



Frequency Defection

Figure 12–9 provides customer information for those at risk of defection based on frequency segment. The end user can view a list of frequency detection value and frequency segment of customers.

Report dimensions are:

- Business Time
- Customer

Figure 12–9 Frequency Defection

Business Year	Customer Last Name	Customer First Name	Email	Frequency Segment (Customer)	Frequency Segment (All Time)	Frequency Defection Value
BY 2012	Aaron	Opal	Opal_Aaron@def.com	8	9	-1
BY 2012	Abbassi	Hiram	Hiram_Abbassi@def.com	8	7	0
BY 2012	Abeles	Boriana	Boriana_Abeles@def.com	8	7	0
BY 2012	Abeles	Shiby	Shiby_Abeles@def.com	8	10	-1
BY 2012	Aldridge	Leora	Leora_Aldridge@def.com	8	10	-1
BY 2012	Alex	Hugo	Hugo_Alex@def.com	10	9	-1
BY 2012	Alexander	Hamilton	Hamilton_Alexander@def.com	8	7	0
BY 2012	Allis	Harold	Harold_Allis@def.com	8	8	-1
BY 2012	Atkins	Jamilah	Jamilah_Atkins@def.com	8	10	0
BY 2012	Atkins	Page	Page_Atkins@def.com	8	7	0

Customer Analysis

The customer analysis area includes the following reports: [Customer Loyalty DT Profile](#), [Customer Loyalty Factor Rank](#), [Customer Loyalty Prediction](#), [Customer Segmentation](#), and [Customer Segmentation Details](#).

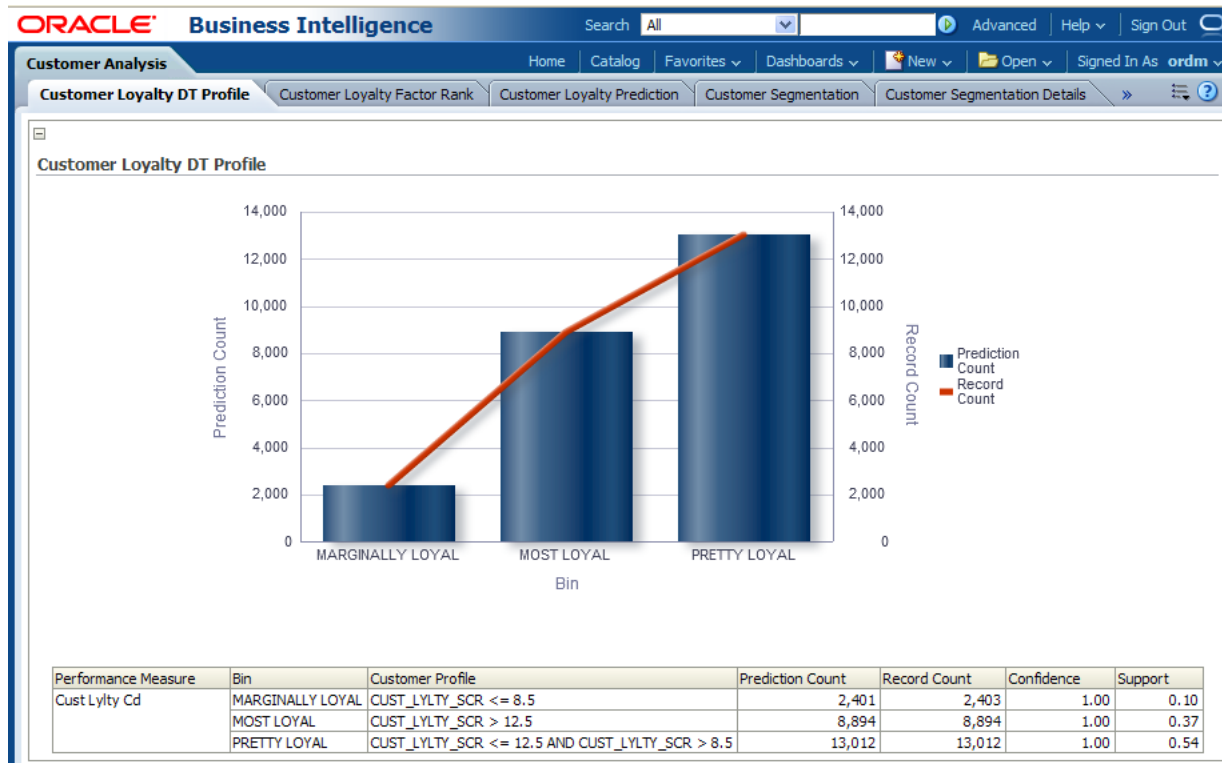
Customer Loyalty DT Profile

Figure 12–10 shows customer loyalty prediction Value Decision Tree rules generated by DT mining model (by DT).

Report dimensions are:

- Business Time
- Customer

Figure 12–10 Customer Loyalty DT Profile



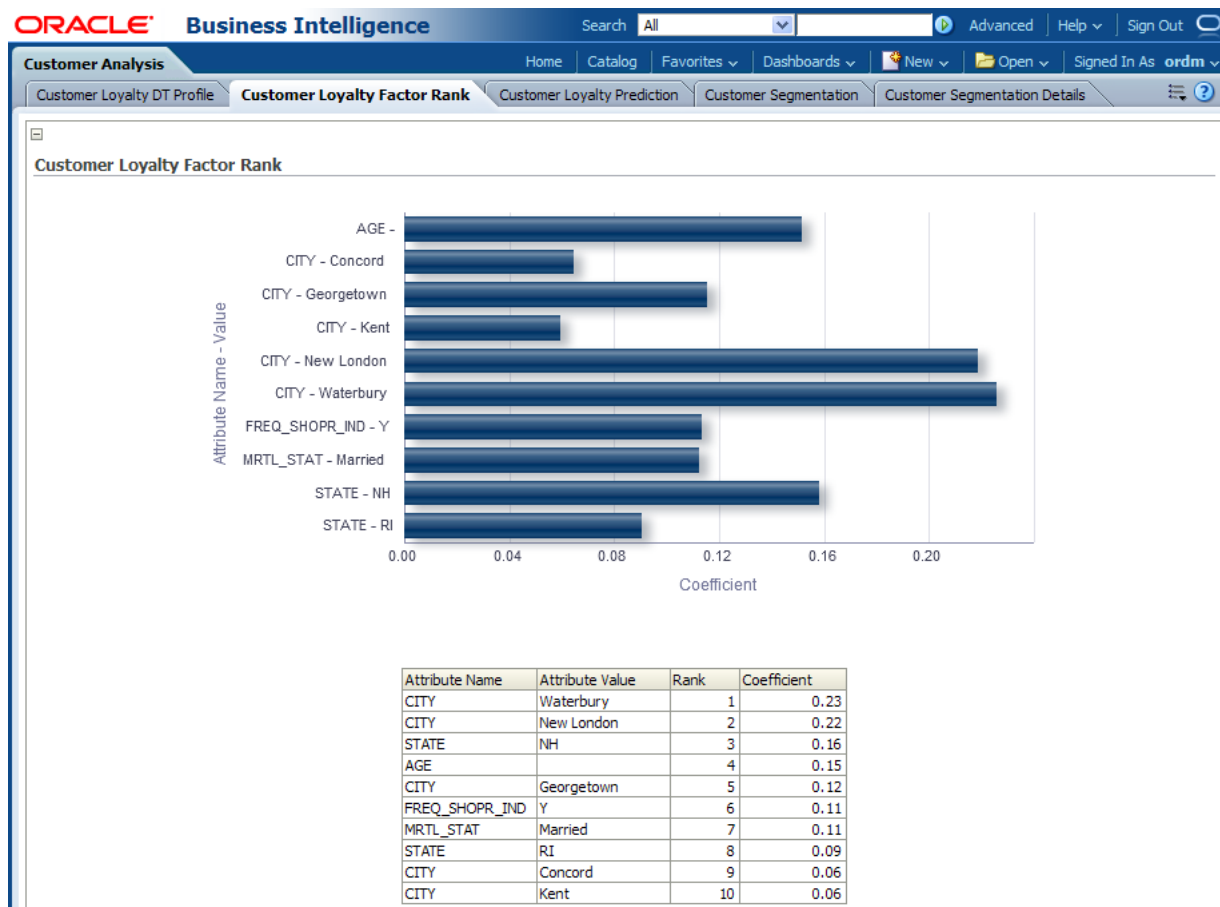
Customer Loyalty Factor Rank

Figure 12–11 provides customer information for customer loyalty analysis with attribute ranking with SVM Factors.

Report dimensions are:

- Business Time
- Customer

Figure 12–11 Customer Loyalty Factor Rank



Customer Loyalty Prediction

Figure 12–12 shows customer loyalty prediction (by SVM and DT).

Report dimensions are:

- Business Time
- Customer

Figure 12–12 Customer Loyalty Prediction Report

Customer Number	Customer Name	Customer Loyalty Prediction - SVM	Customer Loyalty Probability - SVM	Customer Loyalty Prediction - DT
100058	Nicholas Campbell	PRETTY LOYAL	0.74	PRETTY LOYAL
100174	Madison Nicholo	MOST LOYAL	0.74	MOST LOYAL
100227	Jordan Roy	PRETTY LOYAL	0.68	PRETTY LOYAL
100289	Aidan Carbery	MOST LOYAL	0.74	MOST LOYAL
100439	Uma Campbell	MOST LOYAL	0.58	MOST LOYAL
100454	Jayden Conway	MARGINALLY LOYAL	0.73	MARGINALLY LOYAL
100535	Connor Jenson	MOST LOYAL	0.74	MOST LOYAL
100557	Grace Jenson	MARGINALLY LOYAL	0.77	MARGINALLY LOYAL
101071	Dylan Dosi	MOST LOYAL	0.72	MOST LOYAL
101387	Haley Nicholo	MOST LOYAL	0.75	MOST LOYAL
101515	Pablo Drescher	MOST LOYAL	0.77	MOST LOYAL
101528	Buzz Berger	MOST LOYAL	0.45	PRETTY LOYAL
101713	Mark Bloom	MOST LOYAL	0.55	PRETTY LOYAL
101798	Marcos Kuntala	PRETTY LOYAL	0.57	PRETTY LOYAL
10214	Travers Faimon	MOST LOYAL	0.65	MOST LOYAL
102147	Pavani Haberstroh	PRETTY LOYAL	0.70	PRETTY LOYAL
10215	Travis Kuehler	MARGINALLY LOYAL	0.46	PRETTY LOYAL
102238	Joe Campos	MOST LOYAL	0.73	MOST LOYAL
102253	Denis Drescher	MOST LOYAL	0.74	MOST LOYAL
102493	Sunil Cay	MOST LOYAL	0.79	MOST LOYAL
102579	Jacek Bhagwat	PRETTY LOYAL	0.53	PRETTY LOYAL
102598	Evelyn Farrell	PRETTY LOYAL	0.75	PRETTY LOYAL
102665	Faruk Mukhin	PRETTY LOYAL	0.53	PRETTY LOYAL
102719	Marcos Milenova	MOST LOYAL	0.59	MOST LOYAL
102745	Margaret Kelly	MOST LOYAL	0.68	MOST LOYAL

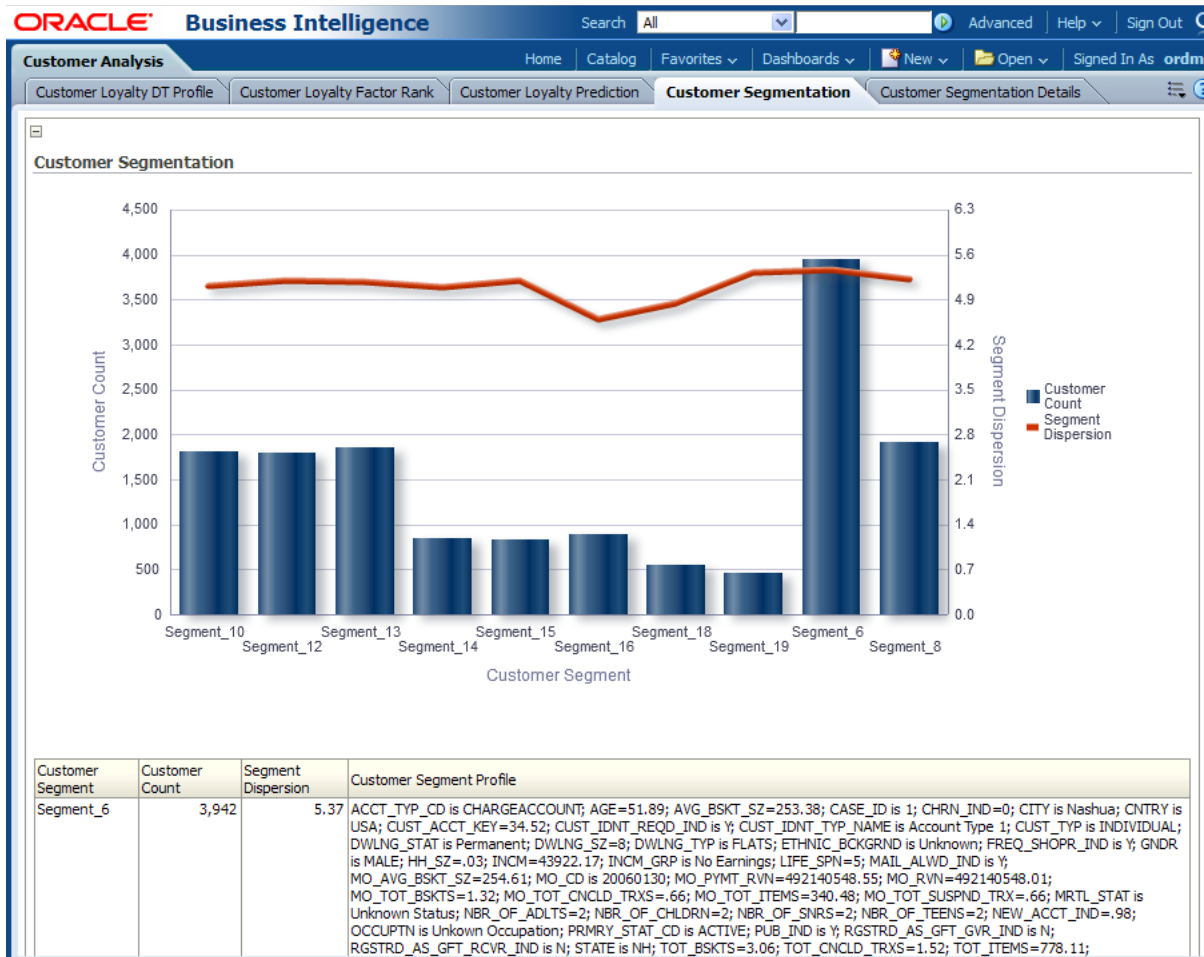
Customer Segmentation

Figure 12–13 provides This report provides segment analysis of customers.

Report dimensions are:

- Business Time
- Customer

Figure 12-13 Customer Segmentation Report



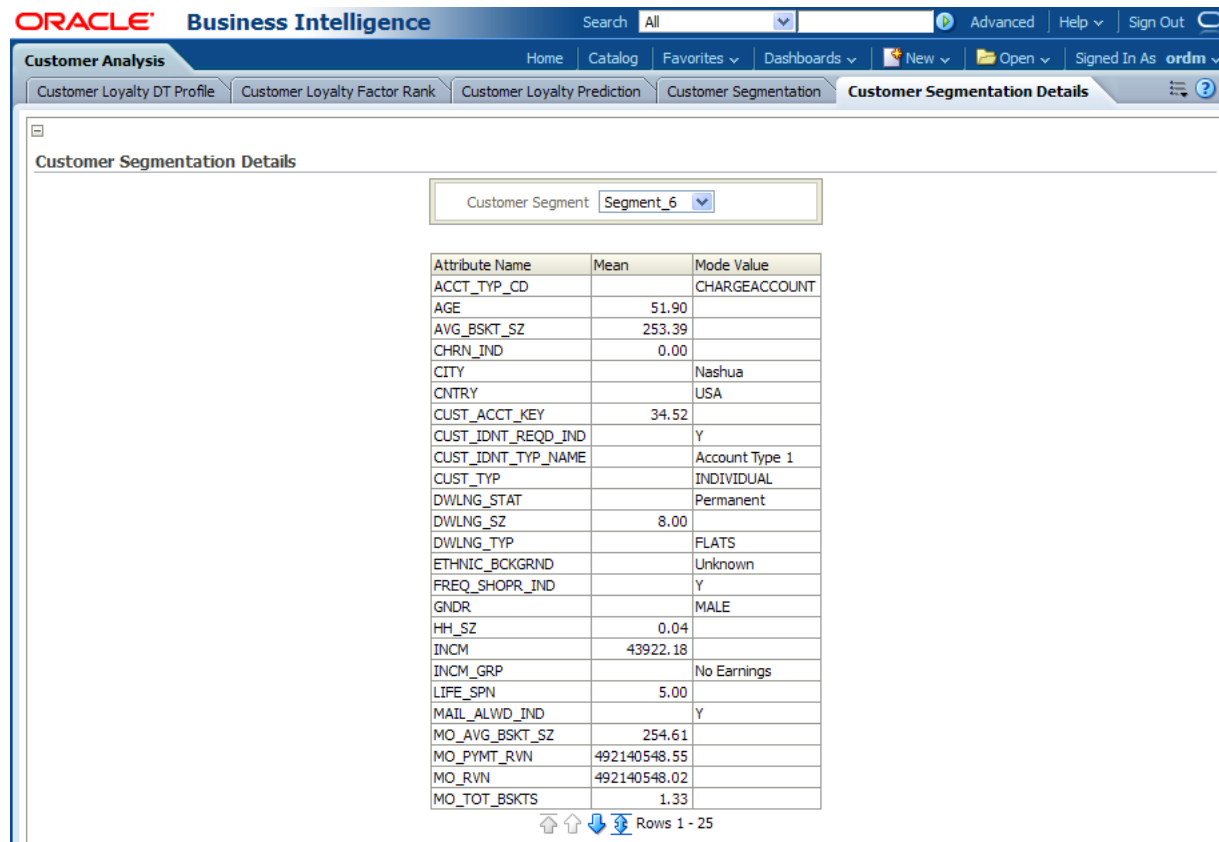
Customer Segmentation Details

Figure 12-14 provides customer information by a selected segment.

Report dimensions are:

- Business Time
- Customer

Figure 12–14 Customer Segmentation Details Report



Promotion Reports

The promotion reports include the following:

- [Actual and Plan](#)
- [Performance](#)
- [Response](#)

Actual and Plan

The actual and plan area includes the following reports: [Promotion Planning](#), [Promotion Comparison](#), and [Promotional Forecast Planning](#).

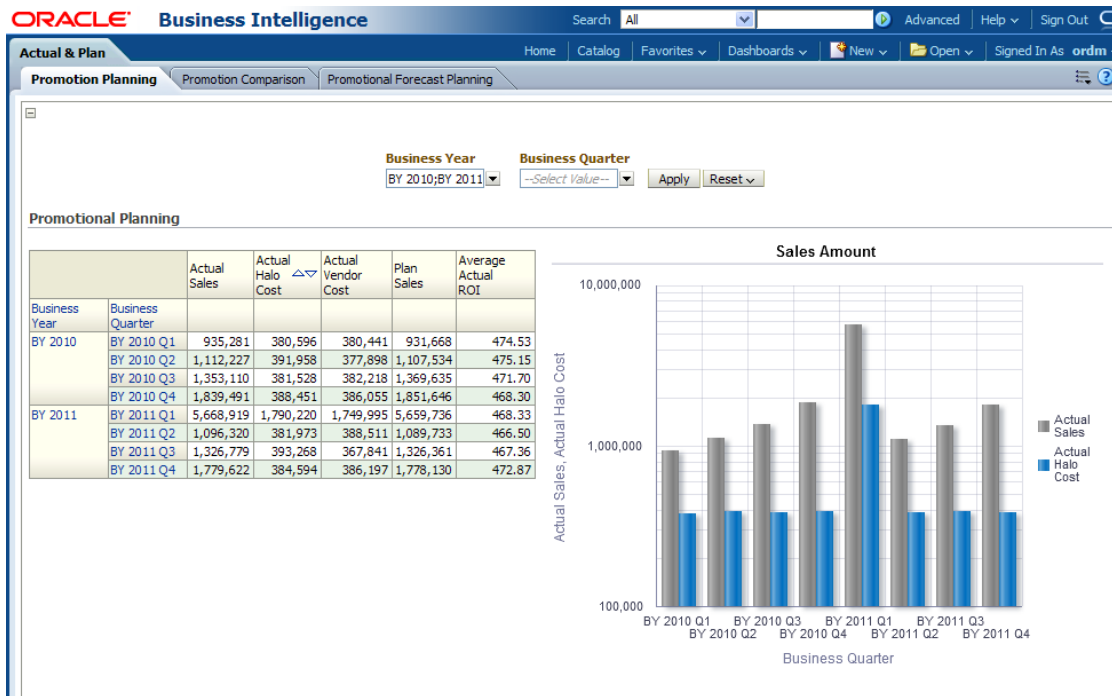
Promotion Planning

[Figure 12–15](#) provides promotion planning information.

Report dimensions are:

- Business Time

Figure 12-15 Promotional Planning



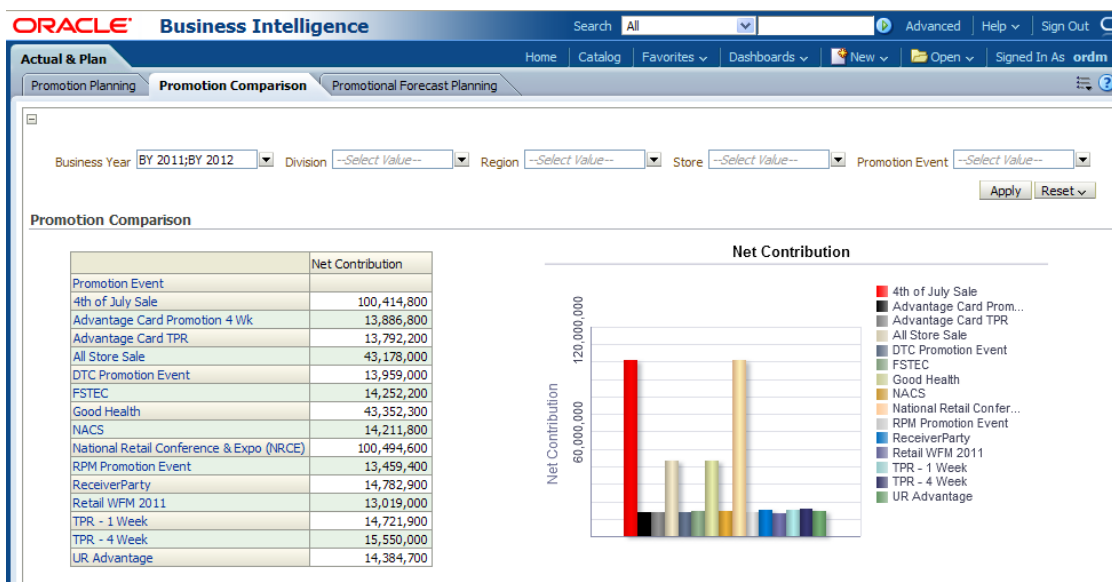
Promotion Comparison

Figure 12-16 provides response rate information for customers in the target group, all of whom received promotion, by frequency segment.

Report dimensions are:

- Business Time
- Promotion

Figure 12-16 Promotion Comparison



Promotional Forecast Planning

Figure 12–17 provides response rate information for customers in the target group, all of whom received promotion, by frequency segment.

Report dimensions are:

- Business Time
- Promotion

Figure 12–17 Promotional Forecast Planning

Business Week	Organization Division	Store	Actual Sales	Actual Halo Cost	Average Actual ROI	Actual Vendor Cost	Actual Net Contribution	Forecast Sales	Forecast Halo Cost	Forecast Net Contribution	Average Forecast ROI
BY 2011 W1	Central Division	Minn 101001	5,704	1,564	486.00	2,668	1,840	6,164	1,932	2392	697.00
BY 2011 W2	Central Division	Minn 101001	12,696	3,404	485.00	4,508	3,956	12,236	4,232	3864	662.00
BY 2011 W3	Central Division	Minn 101001	16,652	4,692	482.67	5,704	5,704	17,572	5,704	7176	645.67
BY 2011 W4	Central Division	Minn 101001	15,732	6,164	445.67	4,968	5,612	15,272	6,992	5704	674.00
BY 2011 W5	Central Division	Minn 101001	26,956	7,176	469.25	8,740	7,912	30,452	6,716	8832	655.50
BY 2011 W6	Central Division	Minn 101001	6,348	2,116	428.00	2,392	2,024	6,348	1,472	1472	688.00
BY 2011 W7	Central Division	Minn 101001	14,444	4,692	458.00	3,128	4,232	15,456	4,508	4048	617.50
BY 2011 W8	Central Division	Minn 101001	5,060	1,840	491.00	1,380	1,932	5,060	2,484	1748	653.00
BY 2011 W9	Central Division	Minn 101001	11,224	4,324	453.50	4,232	3,404	11,500	4,140	4324	647.00
BY 2011 W10	Central Division	Minn 101001	5,520	2,484	466.00	2,116	2,024	5,060	2,300	1656	647.00
BY 2011 W11	Central Division	Minn 101001	28,152	8,280	440.75	8,004	8,188	29,440	8,280	7912	661.25
BY 2011 W12	Central Division	Minn 101001	10,764	4,508	455.50	4,140	4,140	10,028	4,600	3404	665.50
BY 2011 W13	Central Division	Minn 101001	9,016	2,208	445.00	1,840	2,760	10,120	1,472	1656	684.00

Performance

The performance area includes the following reports: [Contribution by Promotion Event Type](#), [Promotion Scorecard](#), [Promotional Performance](#), and [Promotion Impact](#).

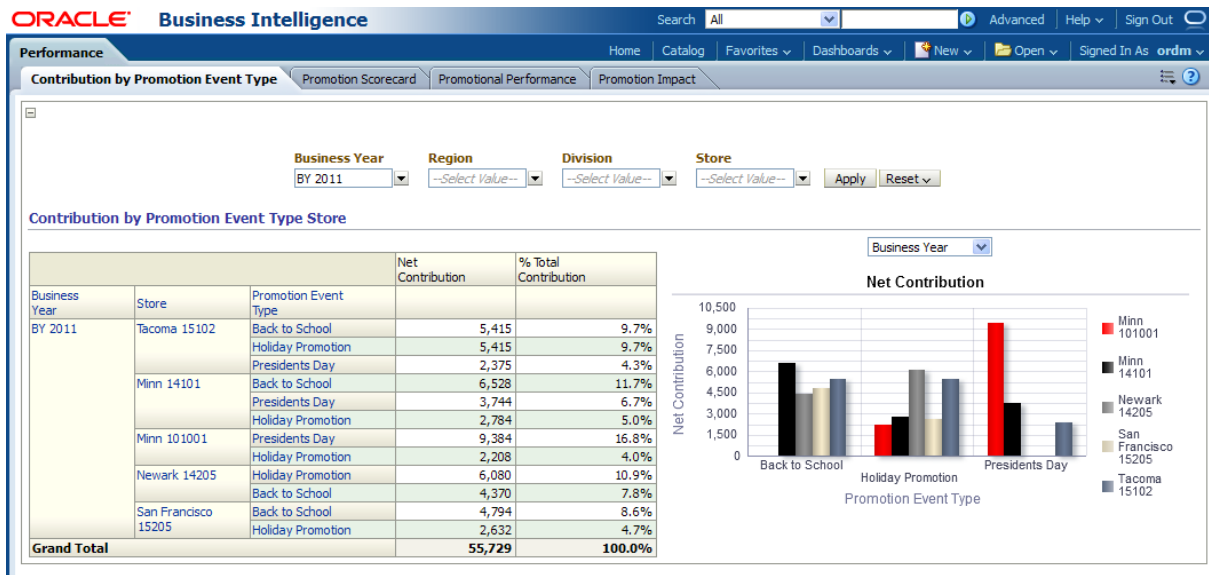
Contribution by Promotion Event Type

Figure 12–18 provides response rate information for customers in the target group, all of whom received promotion, by frequency segment.

Report dimensions are:

- Business Time
- Organization
- Promotion

Figure 12–18 Contribution by Promotion Event Type Store



Promotion Scorecard

Figure 12–19 provides information on promotion sales and results.

Report dimensions are:

- Business Time
- Organization
- Promotion

Figure 12–19 Promotion Scorecard Report

Business Year	Promotion Name	Start Date	End Date	Number of Promotion Days	Store Name	Item	Sales Amount	Promotion Period Sales Amount
BY 2011	BeautyMaker	09/24/10	10/29/10	35	St. Paul 14102	Pillsbury Potato Buds	544,355	544,355
						Pillsbury Potato Buds:Plain	545,314	545,314
						Pillsbury Potato Buds:Plain - Child 1	543,662	543,662
						Private Label Dehydrated Potatoes Bud	544,288	544,288
						Private Label Shampoo:Apple	545,248	545,248
						Private Label Shampoo:Strawberry	545,477	545,477
		08/18/11	08/19/11	1	Hartford 14207	Brand X Pasta	563,753	217,748
						Brand X Pasta:Mac n Cheese Elbow	562,829	217,772
						Brand X Pasta:Mac n Cheese Elbow:Varianc	1,127,566	435,551
						Brand X Pasta:Mac n Cheese Spiral Kraft	562,501	217,778
							563,226	217,797
							548,106	203,651
	Cleanser Promo	08/27/11	08/28/11	1	Rochester 14202	Betty Crocker Potatoes	548,106	203,651
						Betty Crocker Potatoes:06 ounce	548,582	203,406
Betty Crocker Potatoes:06 ounce:Special						548,962	203,658	
Betty Crocker Potatoes:06 ounce:Bonus Bo						547,866	203,684	
Betty Crocker Potatoes:06 ounce:Regular						548,952	203,668	
Pillsbury Potato Buds:Plain - Child 2						548,274	203,504	
DTC Prmtn Service 1	08/30/11	09/23/11	24	Newark 14205	Betty Crocker Potatoes:06 ounce:Size 7.0	558,813	198,871	
					Betty Crocker Potatoes:06 ounce:Size 7.5	559,047	198,777	
					Private Label Pasta	560,196	198,883	
					Private Label Pasta X	559,741	199,046	
					Private Label Pasta:Fettucini	559,210	198,696	
					Private Label Pasta:Spaghetti	559,727	198,780	
DTC Prmtn Service 2	08/18/11	08/31/11	13	Hartford 14207	Brand X Pasta	563,753	217,748	
					Brand X Pasta:Mac n Cheese Elbow	562,829	217,772	

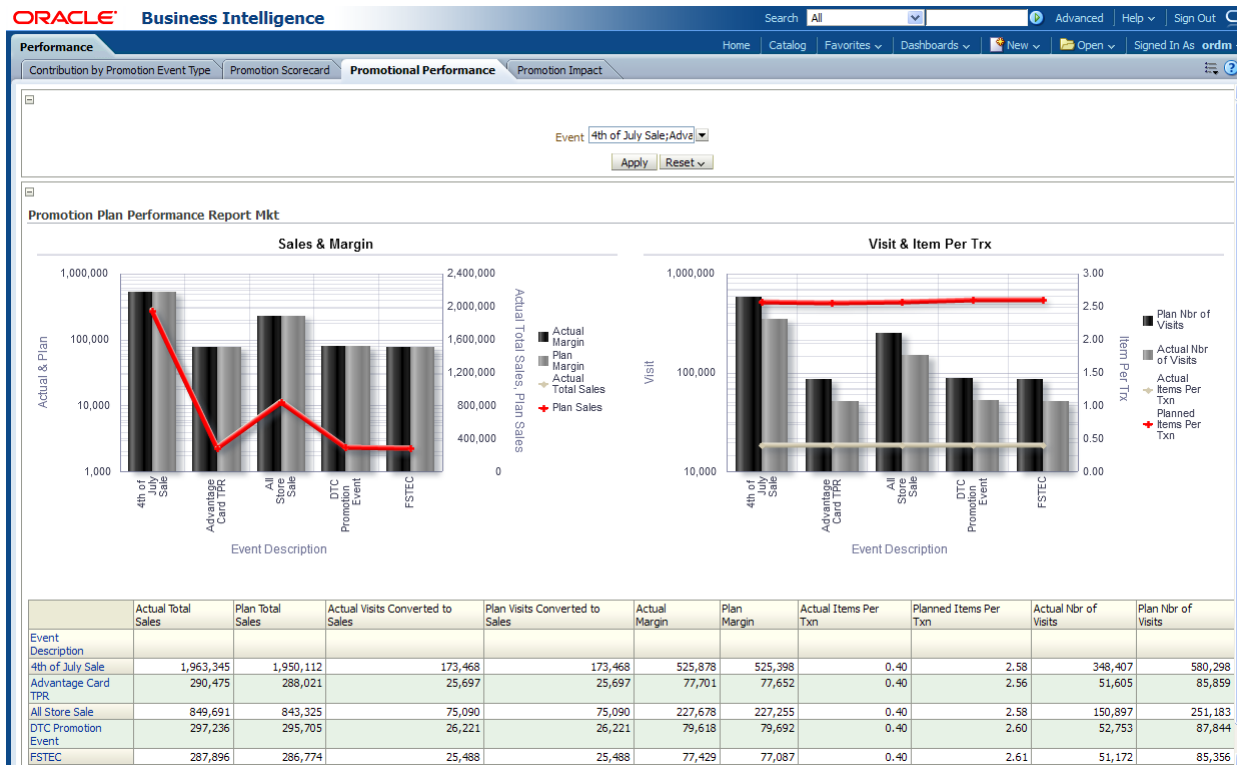
Promotional Performance

Figure 12–20 provides response rate information for customers in the target group, all of whom received promotion, by frequency segment.

Report dimensions are:

- Business Time
- Promotion

Figure 12–20 Promotional Performance Report



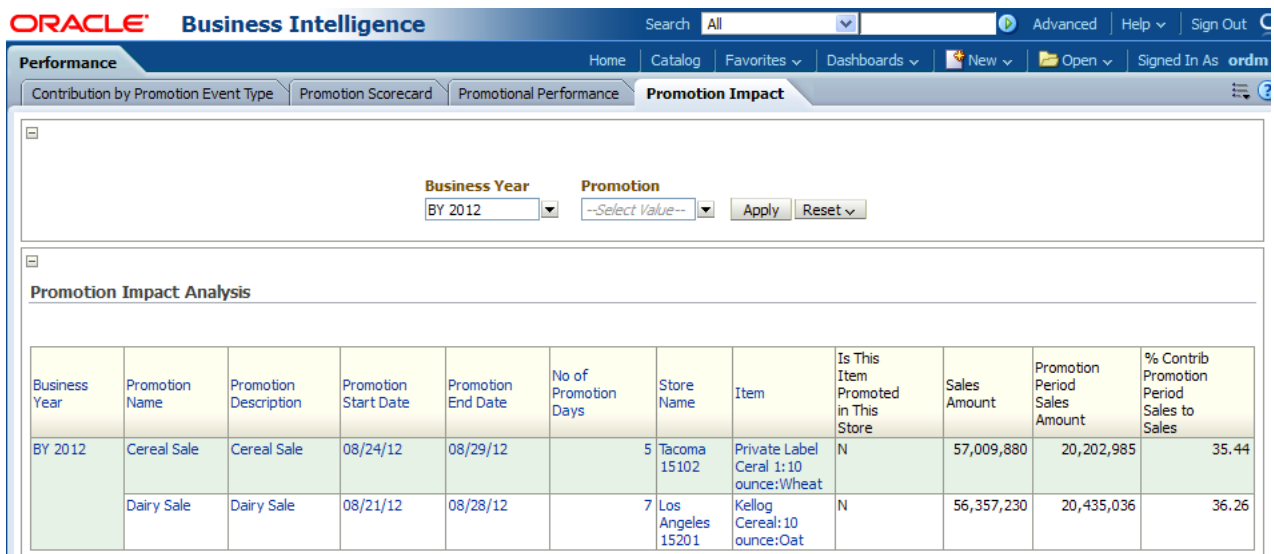
Promotion Impact

Figure 12–21 provides on promotion sales and results.

Report dimensions are:

- Business Time
- Promotion

Figure 12–21 Promotion Impact Report



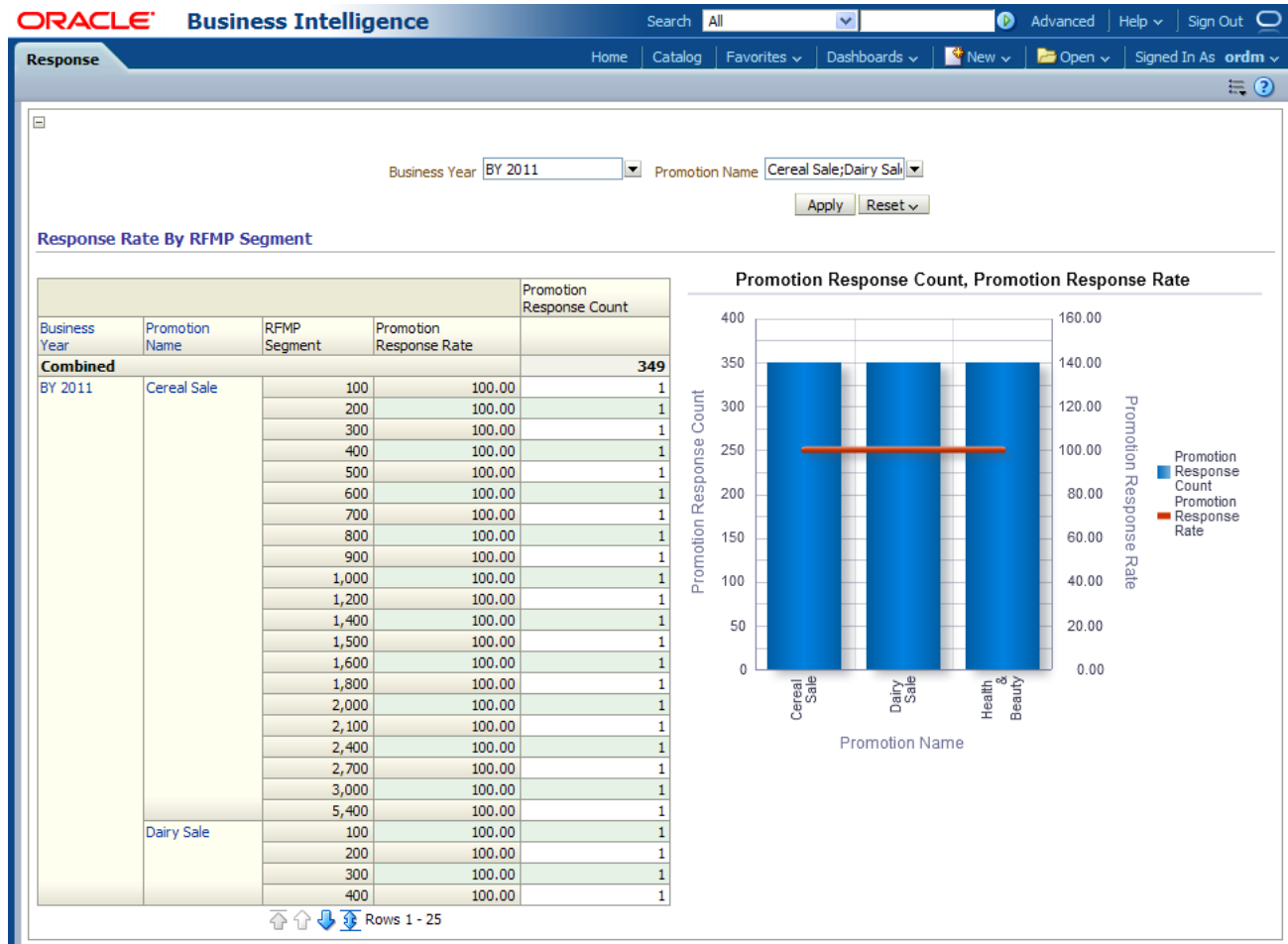
Response

Figure 12–22 provides response rate information for customers in the target group, all of whom received promotion, by frequency segment.

Report dimensions are:

- Business Time
- Promotion

Figure 12–22 Response Report



Category Reports

The category reports include the following areas:

- Contribution
- Performance
- Pricing
- Product Analysis
- Sales Analysis
- Sales and Profit

- Product Price Elasticity
- Product Category Mix

Contribution

The contribution area includes the following reports: [Scorecard](#), [Item Profit on Cost](#), [Pack Sales](#), [Profit on Net Cost](#), [Cost Trend](#), [Class Item Level Profit](#).

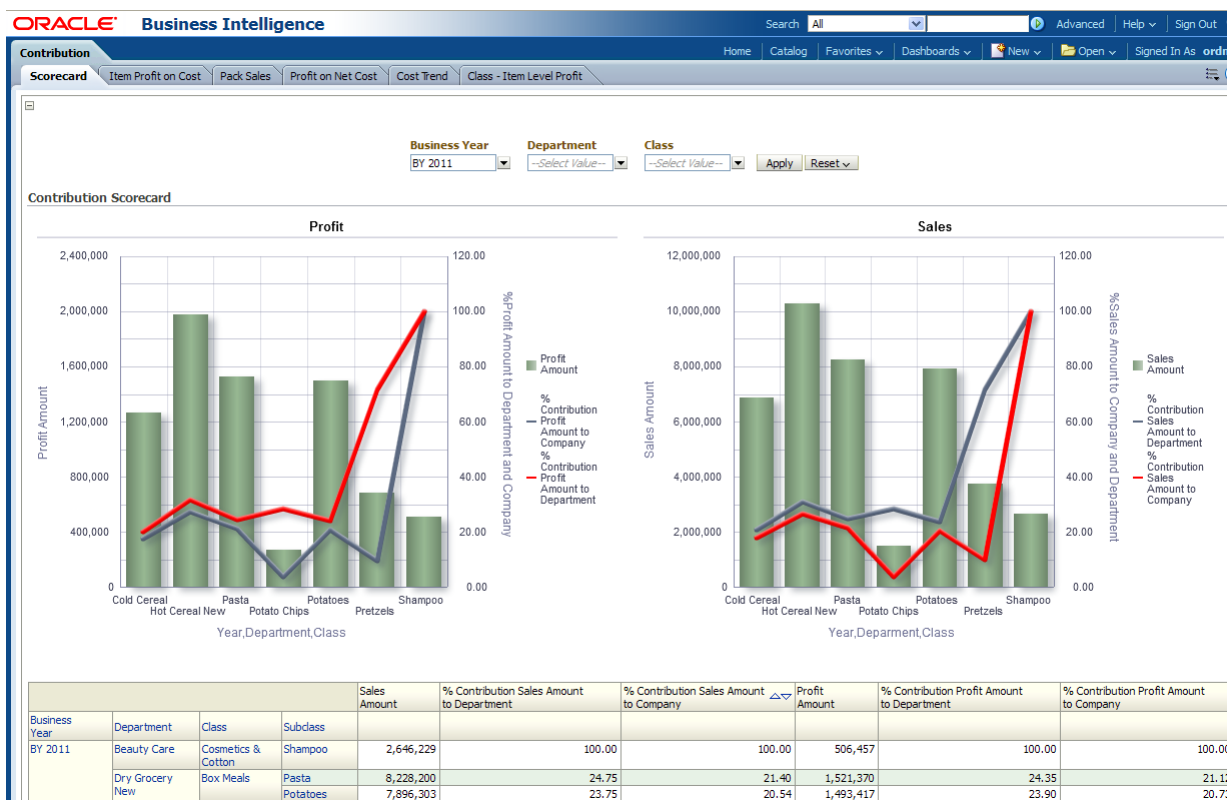
Scorecard

This report, as shown in [Figure 12-23](#) provides sales contribution information based on department. The end user can compare last year compared to current year scorecard sales contribution for each department, class and subclass.

Report dimensions are:

- Business Time
- Product

Figure 12-23 Contribution Scorecard



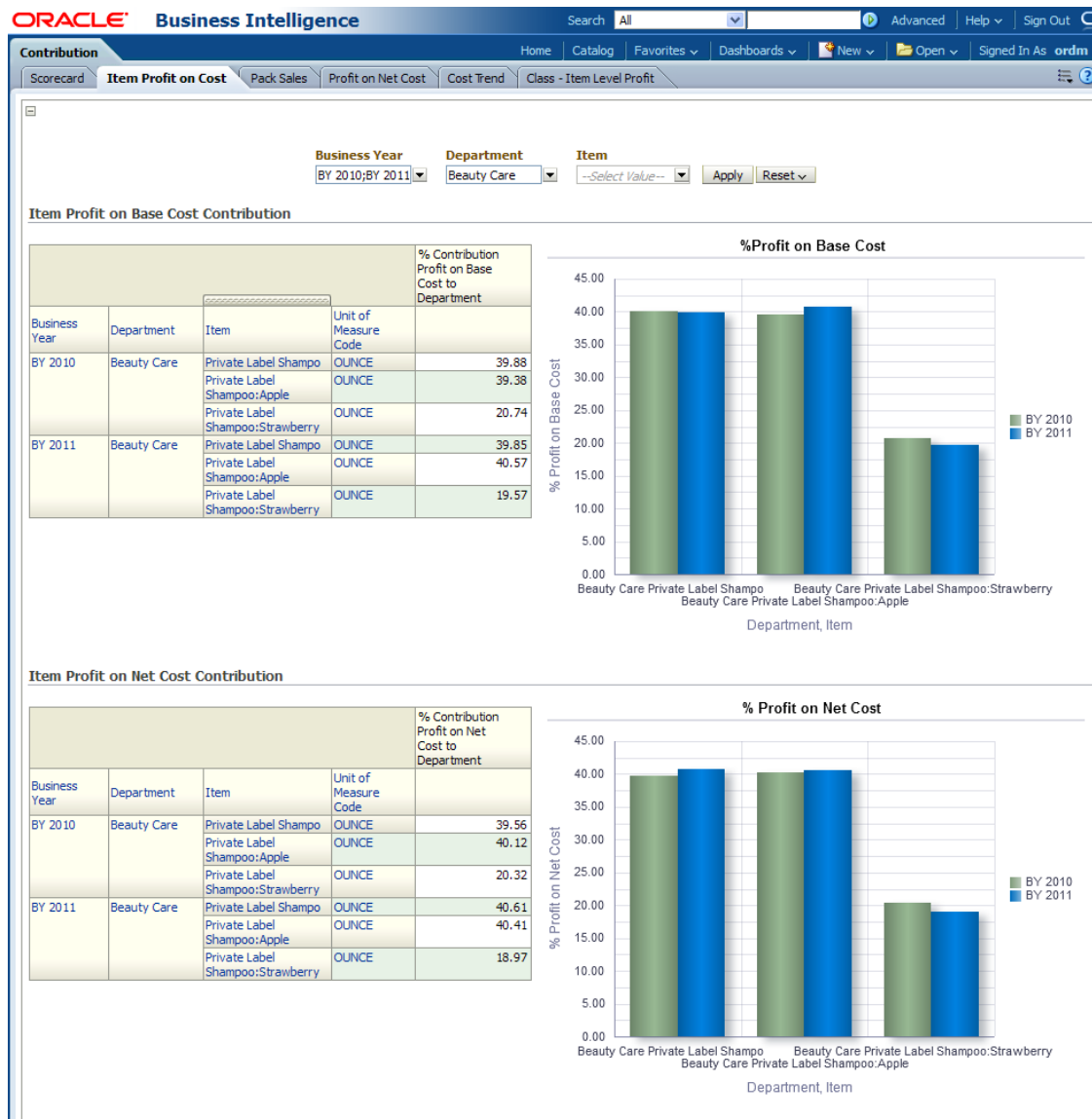
Item Profit on Cost

This report, as shown in [Figure 12-24](#) provides item percent profit on base cost and net cost to department information. The end user can compare the %Contribution Profit on Base Cost and Net Cost of a department with last year's metrics.

Report dimensions are:

- Business Time
- Product

Figure 12–24 Item Profit on Cost Report



Pack Sales

Figure 12–25 provides the yearly sales information of packaged items for each item.

Report dimensions are:

- Business Time
- Product
- Organization

Figure 12–25 Pack Sales Report

ORACLE Business Int... Search All [v] [i] Advanced Help Sign Out

Contribution Home Catalog Favorites Dashboards New Open Signed In As ordm

Scorecard Item Profit on Cost **Pack Sales** Profit on Net Cost Cost Trend Class - Item Level Profit

Business Year BY 2010;BY 2011 Item Pillsbury Potato Buds Store --Select Value--

Apply Reset

Item Pack Sales

Business Year	Item	Pack Sales Units	Pack Sales Amount	Standalone Sales Units	Standalone Sales Amount
BY 2010	Pillsbury Potato Buds			16,392	463,230
	Pillsbury Potato Buds:Plain	392,520	6,442,041		
	Pillsbury Potato Buds:Plain - Child 1	458,360	5,443,694		
	Pillsbury Potato Buds:Plain - Child 2	327,380	4,015,392		
	Private Label Cereal 1	262,480	4,379,958		
	Private Label Cereal 1:10 ounce:Bran	589,536	6,144,148		
	Private Label Cereal 1:10 ounce:Oat	525,600	7,444,797		
	Private Label Cereal 1:10 ounce:Wheat	657,520	7,369,956		
	Private Label Cereal 2	262,080	5,543,944		
	Private Label Dehydrated Potat:Large			16,407	464,764
	Private Label Dehydrated Potat:Old Box			16,449	464,000
	Private Label Dehydrated Potat:Regular			16,388	465,688
	Private Label Dehydrated Potatoes Bud			16,362	465,570
	Private Label Dehydrated Potatoes Flakes			16,435	467,807
	Private Label Hot Cereal 1	589,788	4,314,096		
	Private Label Hot Cereal 1:Bran:08 ounce	196,848	5,717,267		
	Private Label Hot Cereal 1:Oat:08 ounce	196,704	7,453,559		
	Private Label Hot Cereal 1:Wheat:08 ounce	655,840	4,920,972		
	Private Label Instant	655,400	4,274,276		
	Private Label Pasta	131,072	6,956,415		
	Private Label Pasta X	459,088	6,794,934		
	Private Label Pasta:Fettucini	130,928	5,092,928		
	Private Label Pasta:Spaghetti	655,600	3,845,971		
	Private Label Pretzels	65,472	6,641,993		
	Private Label Shampoo:Apple	261,936	5,218,046	16,430	468,340

Rows 1 - 25

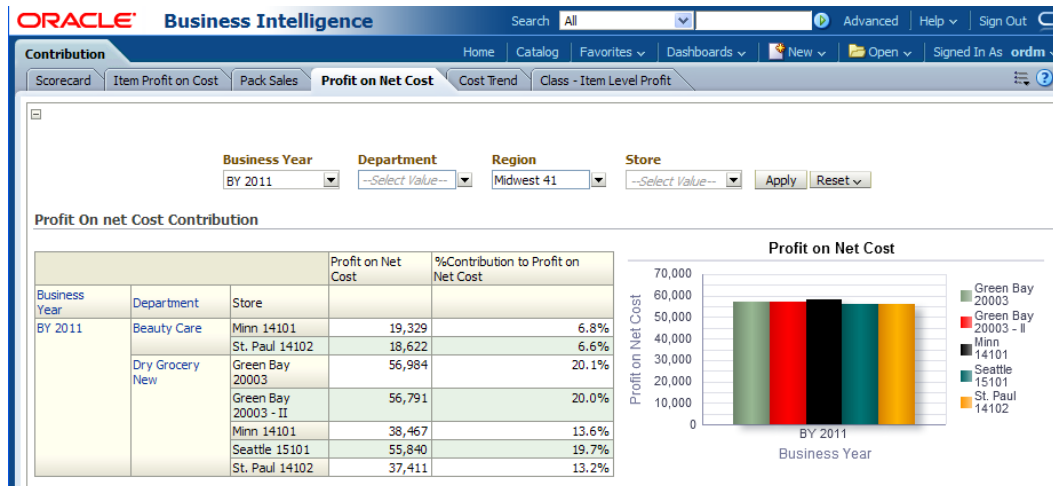
Profit on Net Cost

Figure 12–26 provides item percent profit on net cost information for each in a department. The end user can compare the %Profit Contribution on Net Cost for stores in a department with last year's metrics.

Report dimensions are:

- Business Time
- Product
- Organization

Figure 12–26 Profit on net Cost Contribution Report



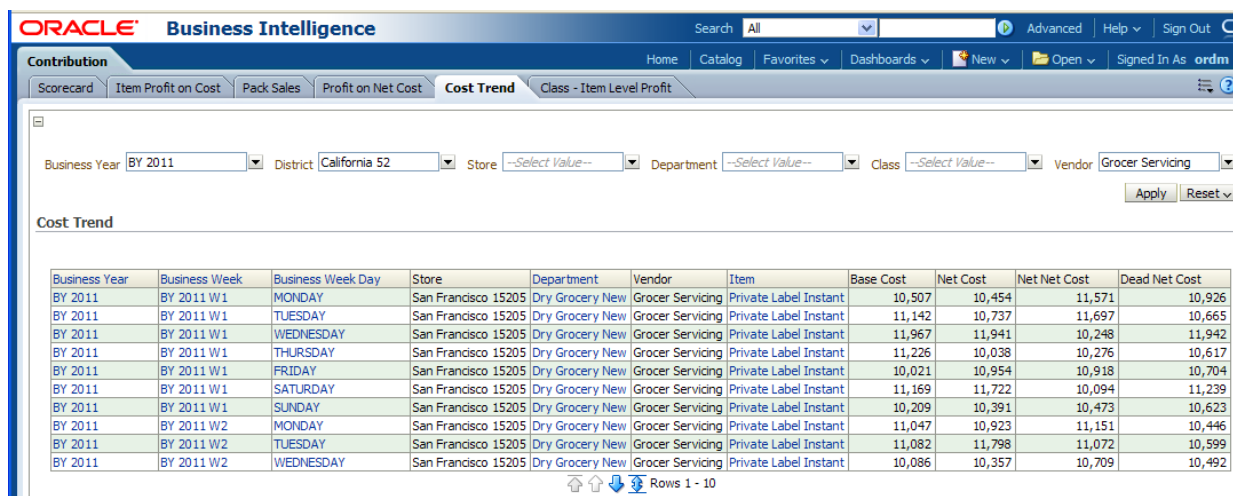
Cost Trend

Figure 12–27 provides information on item to category sales and market sales contribution. The end user can see a list of %base cost, net cost, net-net cost and dead net cost for each item.

Report dimensions are:

- Business Time
- Product
- Organization
- Vendor

Figure 12–27 Cost Trend Report



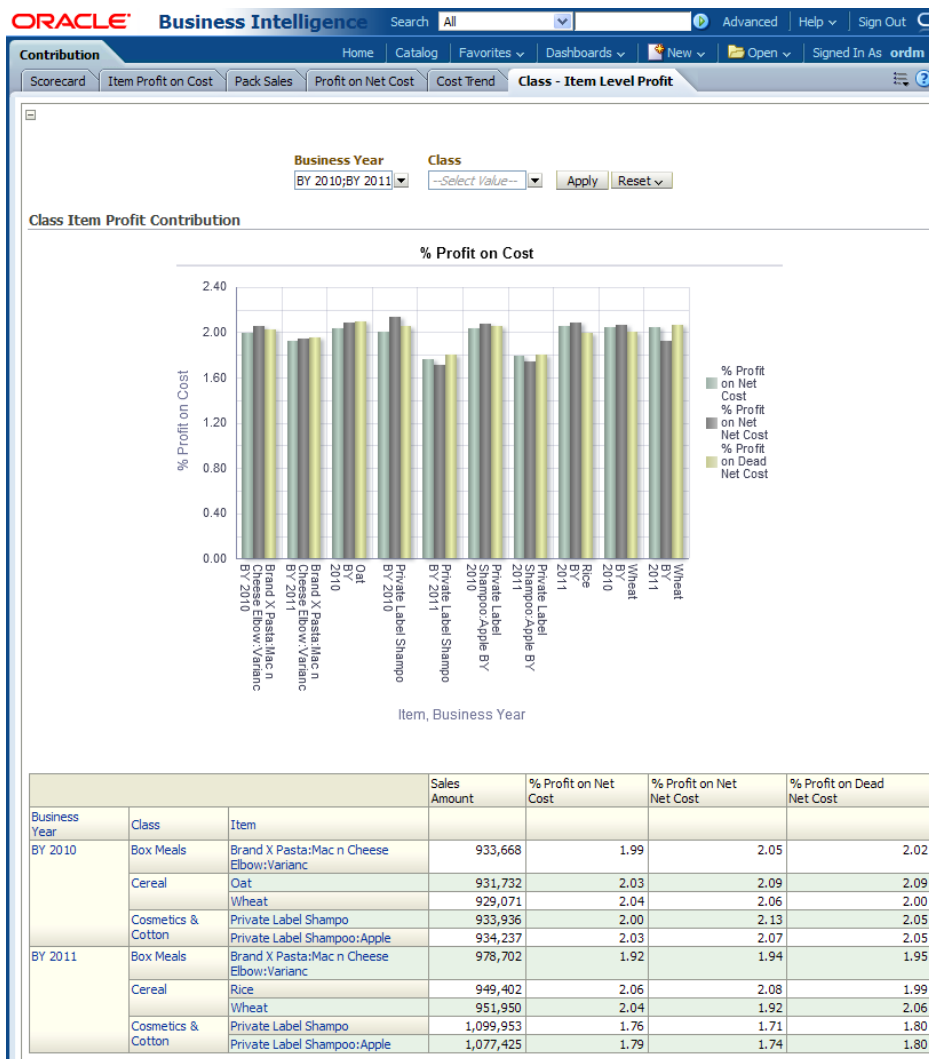
Class Item Level Profit

Figure 12–28 provides class-wise item level profit information. The end user can compare the %Profit on Net Cost, %Profit on Net-Net Cost and %Profit on Dead Net Cost for item in a class with last year's metrics.

Report dimensions are:

- Business Time
- Product

Figure 12–28 Class Item Level Profit Contribution Report



Performance

The performance area includes the following reports: [Bottom Performance by Sales](#), [Space Performance](#), [Bottom Performance % Profit](#), [Top Performance](#), and [Top by Store](#).

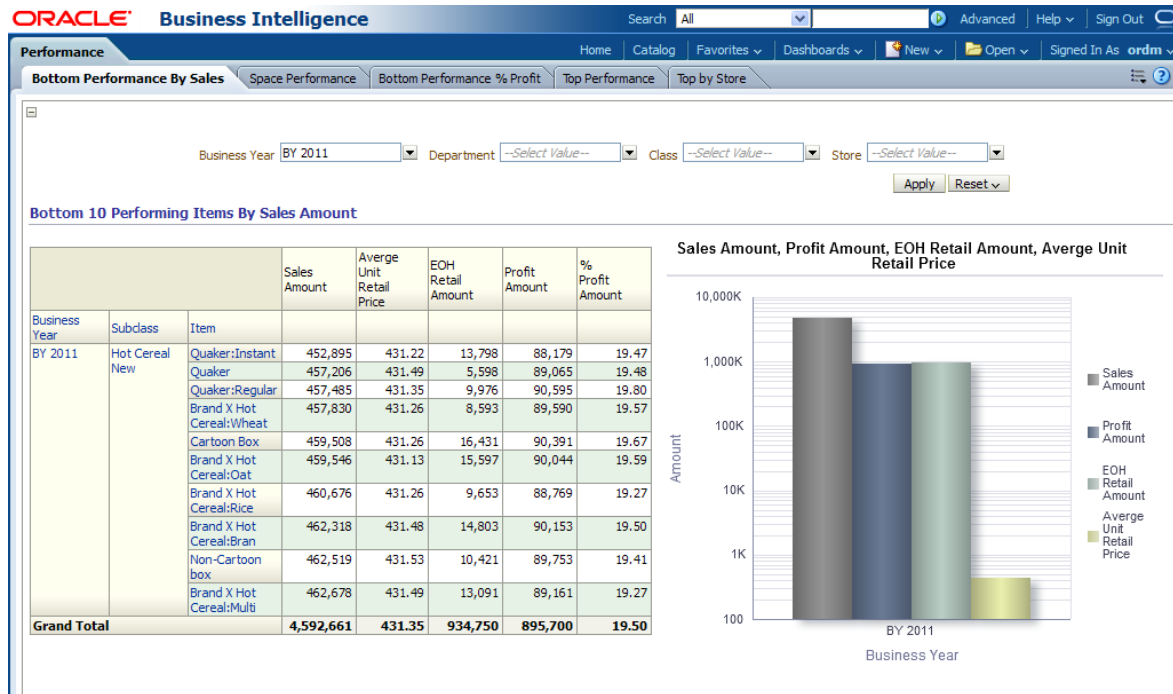
Bottom Performance by Sales

Figure 12–29 provides "Bottom 10 Performing Items By Sales Amount information for each year. The end user can compare EOH and BOH retail value and %Profit Amount for items with last year's metrics.

Report dimensions are:

- Business Time
- Product

Figure 12–29 Bottom Performance by Sales



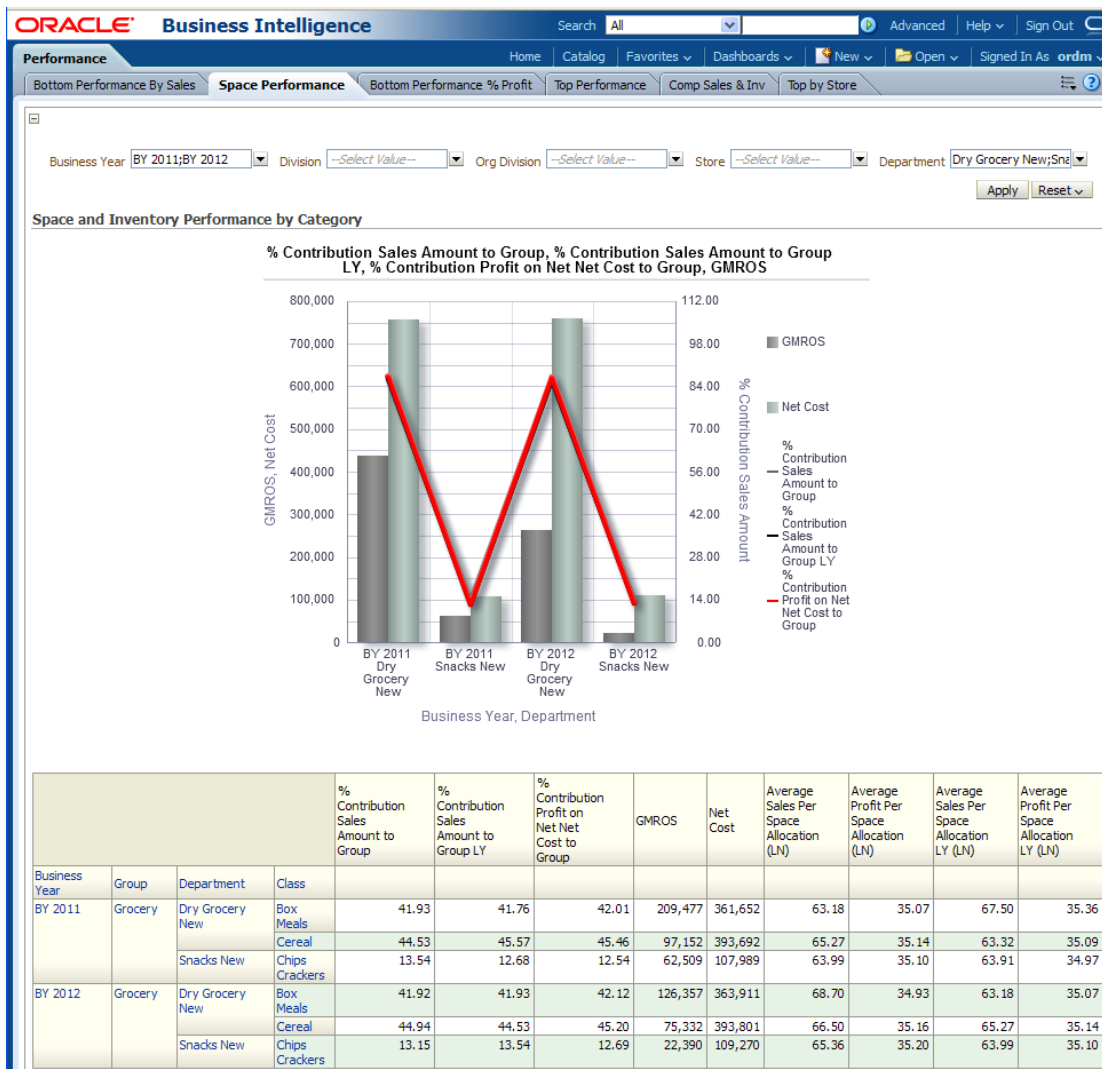
Space Performance

Figure 12–30 provides information on space allocation, sales, profit and contribution for items of current year compared to last year.

Report dimensions are:

- Business Time
- Product

Figure 12-30 Space Performance



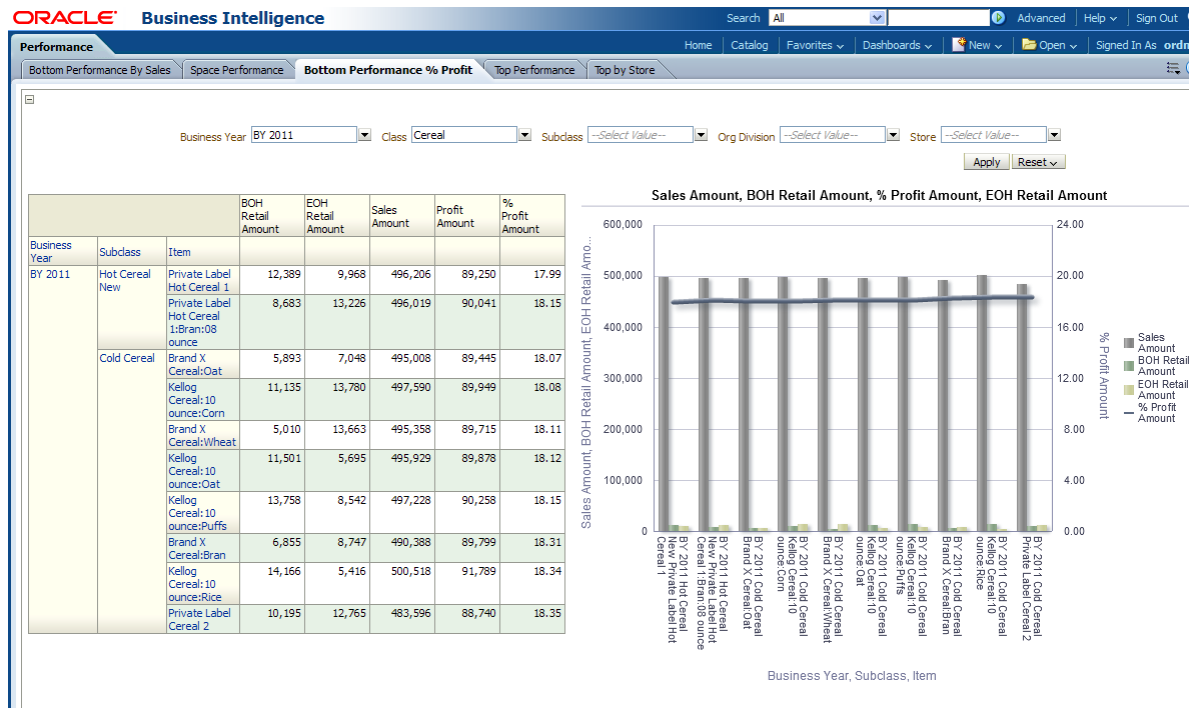
Bottom Performance % Profit

Figure 12-31 provides "Bottom Performing Items By % Profit" information for each year. The end user can compare EOH and BOH retail value and %Profit Amount for items with last year's metrics.

Report dimensions are:

- Business Time
- Product

Figure 12-31 Bottom Performing Items by % Profit Report



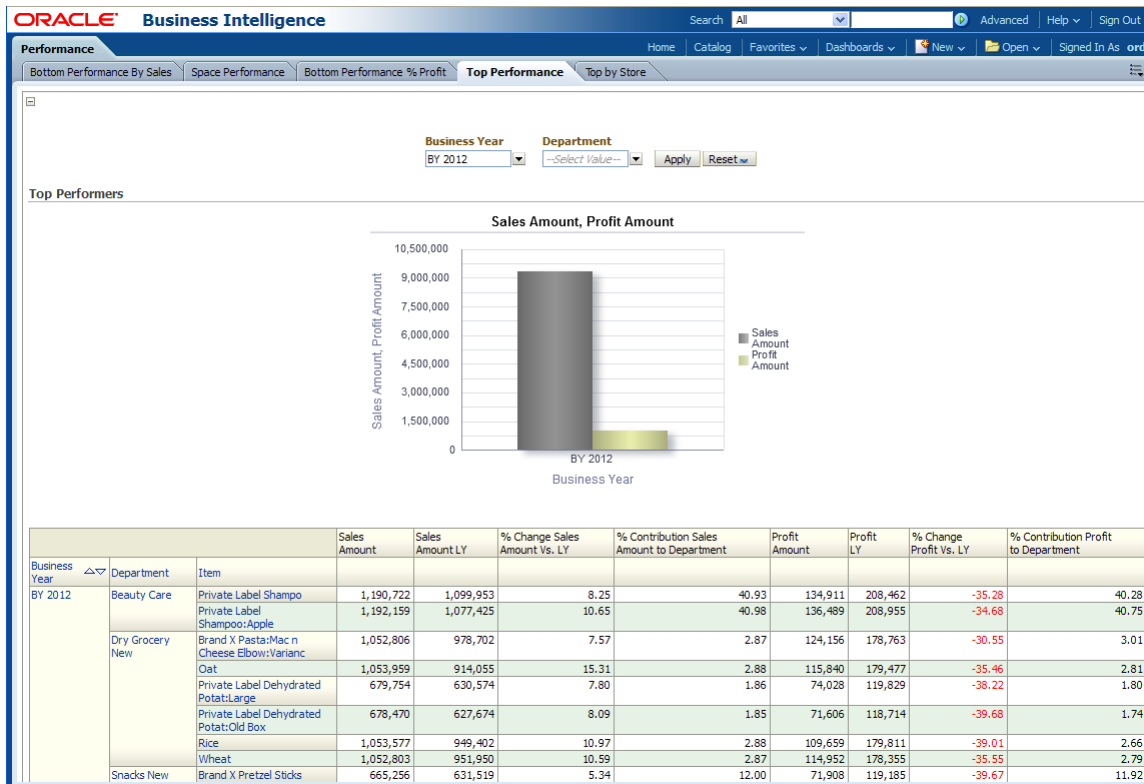
Top Performance

Figure 12-32 provides list of the top ten items based on sales. The information enables effective assortment efficiency and product positioning initiatives. The end user can compare the performer with last year's metrics such as: Sales Value, Sales Value LY, %Chg Sales Value Vs LY, Profit Amt, Profit Amt, Profit LY, %Contrib. Sales Value to Category, % Chg Profit Vs LY, %Contrib. Profit to Category.

Report dimensions are:

- Business Time
- Product

Figure 12–32 Top Performance Report



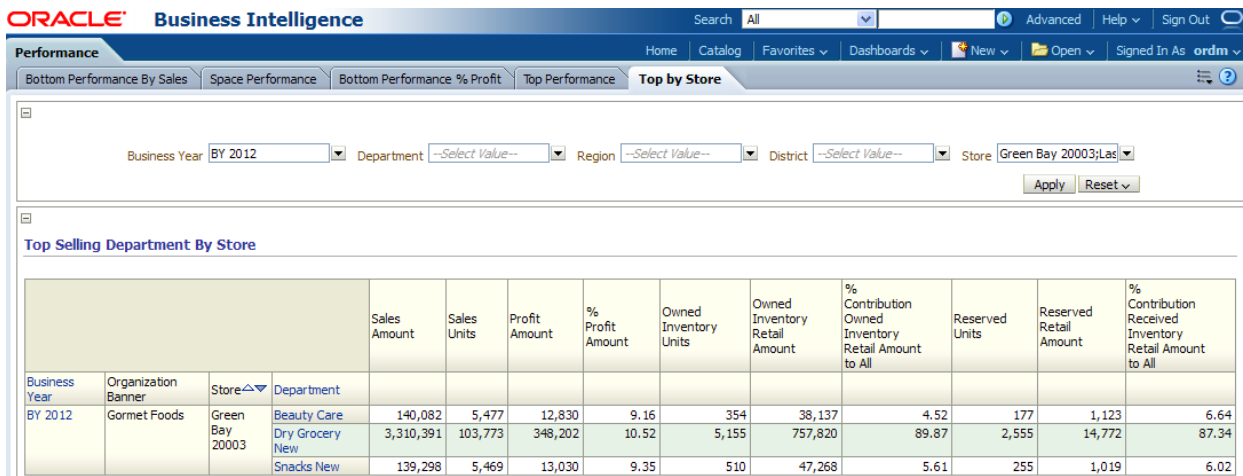
Top by Store

Figure 12–33 provides the top store performance.

Report dimensions are:

- Business Time
- Product

Figure 12–33 Top Selling Department by Store Report



Pricing

The pricing area includes the following reports: [Product Pricing](#) and [Organization Pricing](#).

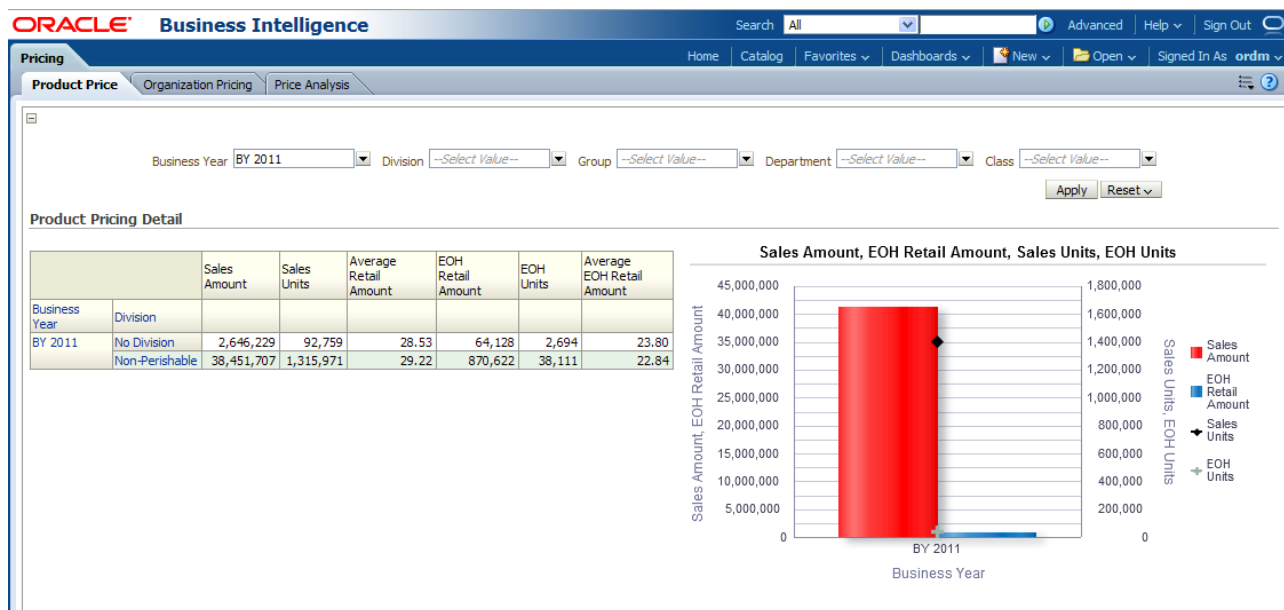
Product Pricing

[Figure 12-34](#) provides pricing information based on sales, price, and inventory measures, by product.

Report dimensions are:

- Business Time
- Organization

Figure 12-34 Product Pricing Detail Report



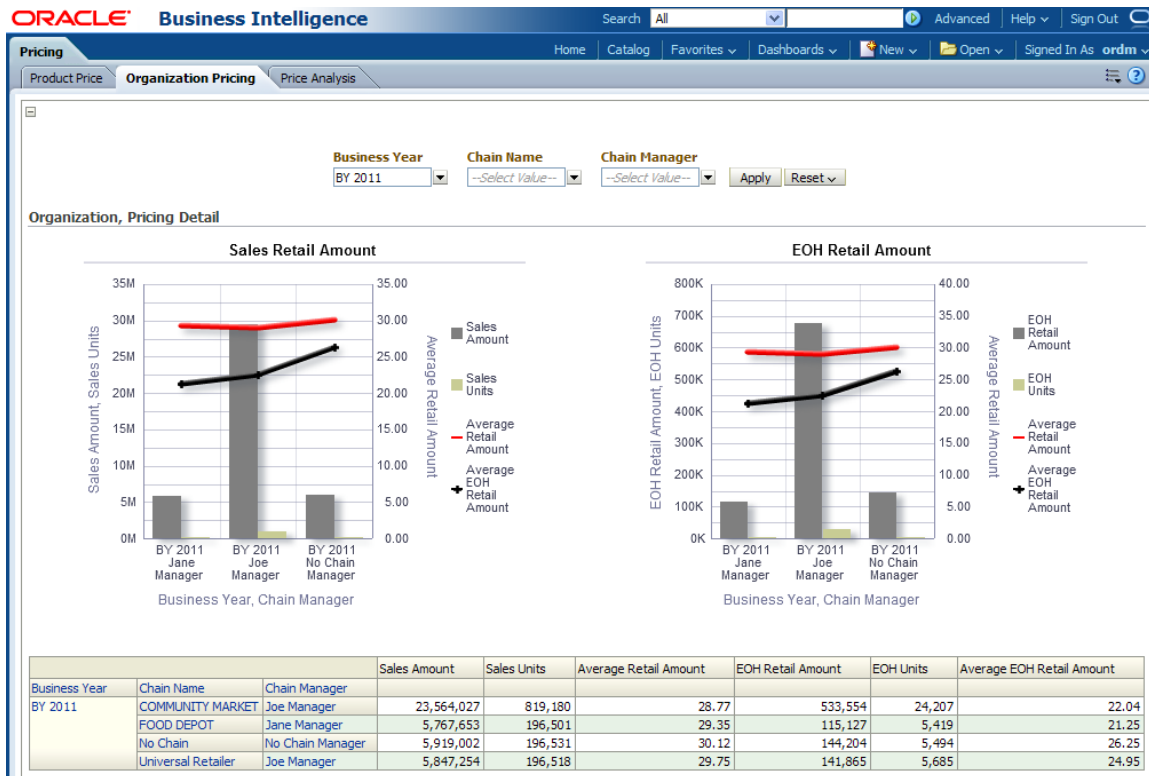
Organization Pricing

[Figure 12-35](#) provides pricing information based on sales, price and inventory measures, by organization.

Report dimensions are:

- Business Time
- Organization

Figure 12-35 Organization Pricing Detail Report



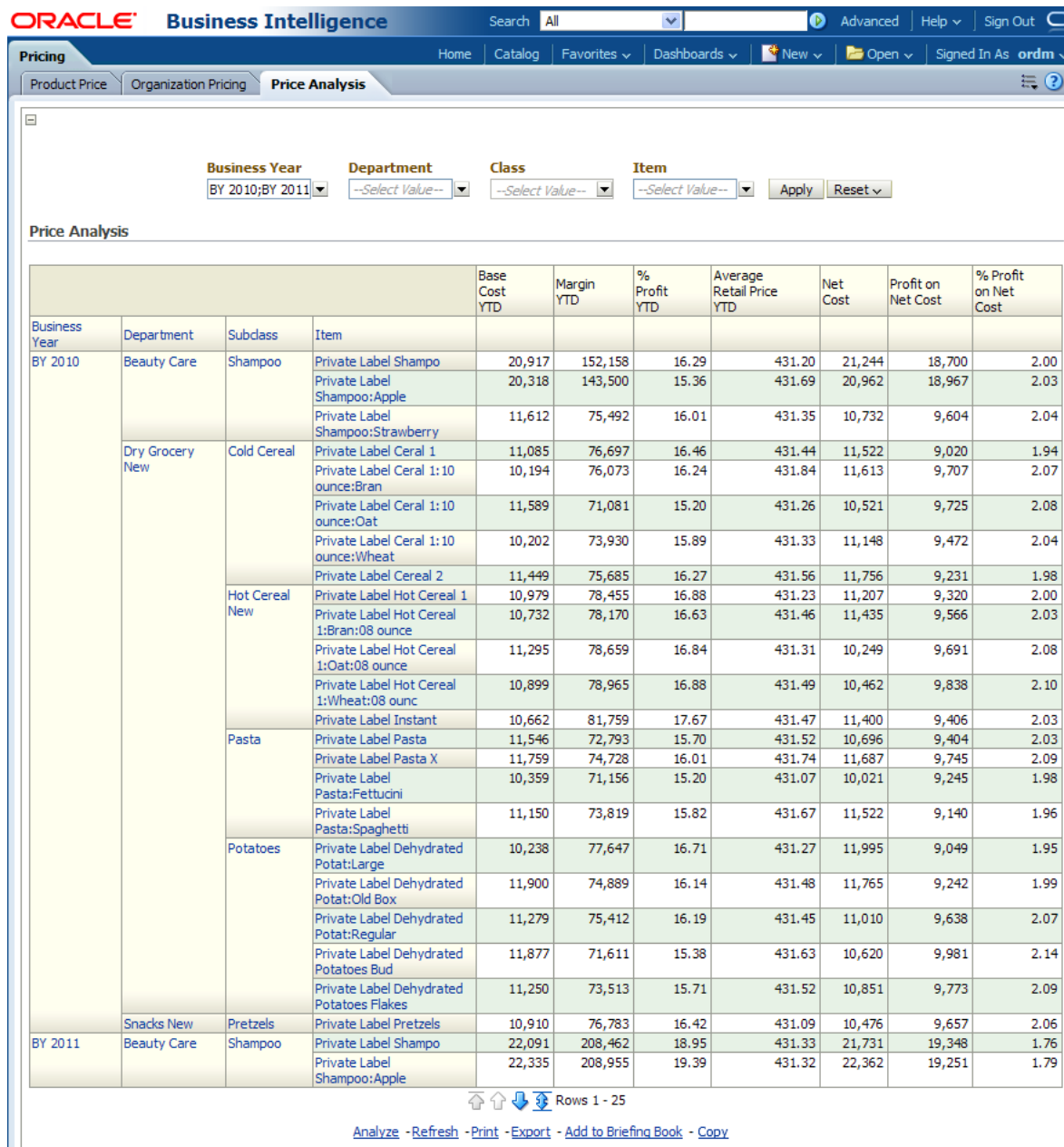
Price Analysis

Figure 12-36 provides price analysis information. The report enables comparison of product pricing for stores and items.

Report dimensions are:

- Business Time
- Product

Figure 12–36 Price Analysis Report



Product Analysis

The product analysis area includes the following reports: [Sales by Banner](#), [Listing \(Bottom\)](#), [Sales by Channel](#), and [Listing by Category](#).

Sales by Banner

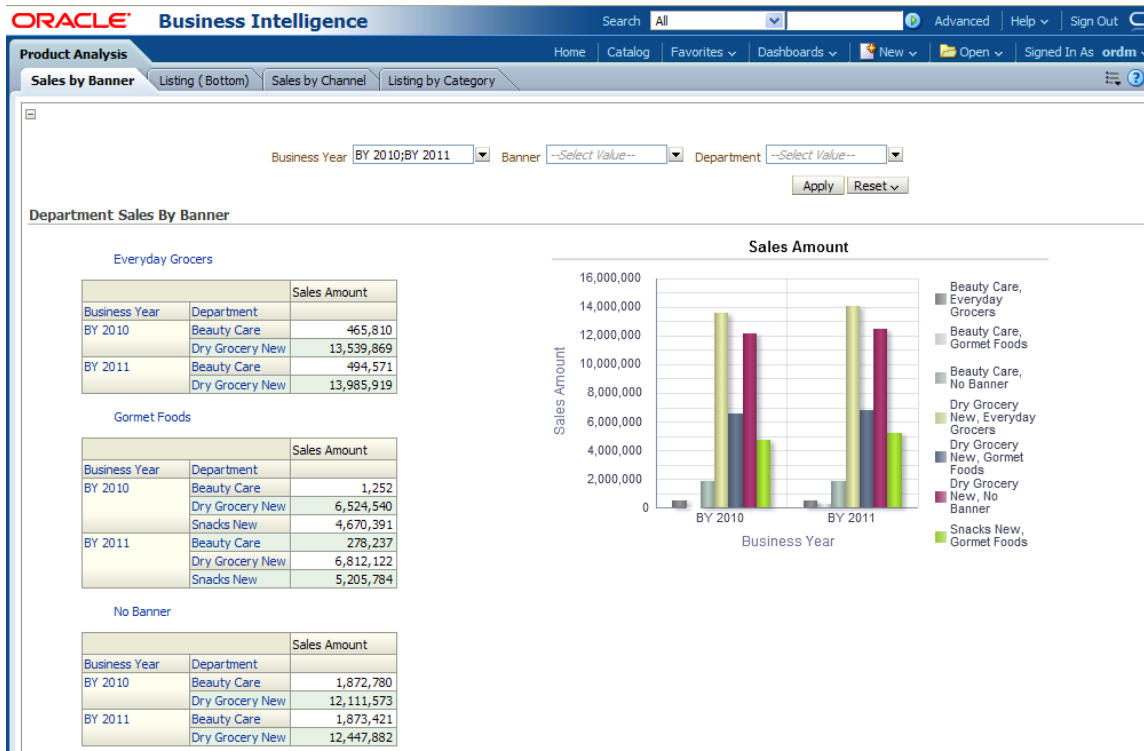
Figure 12–37 provides sales value organized by department and banner. The end user can compare the department, sales value and organization banner with last year's metrics.

Report dimensions are:

- Business Time

- Product
- Organization

Figure 12–37 Department Sales By Banner Report



Listing (Bottom)

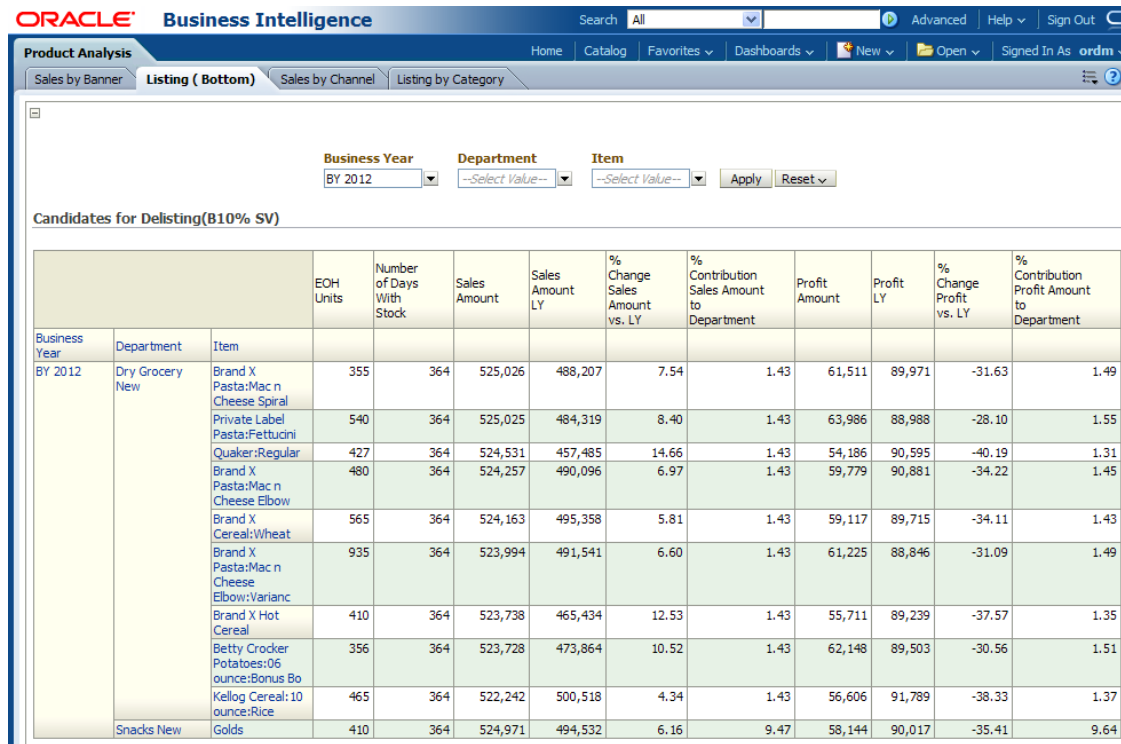
Figure 12–38 provides list of the bottom ten percent of items per category a retailer carries, based on sales value.

The end user can view a list of category-wise items, EOH units, no of days with stocks, sales value, sales value LY, %chg sales value compared to LY, % contrib. sales value to department, percent contrib. profit amt to department, profit amt, profit LY, %chg profit against LY, % contrib. profit amt department for a given year.

Report dimensions are:

- Business Time
- Product
- Organization

Figure 12–38 Candidates for Delisting (Bottom 10% SV) Report



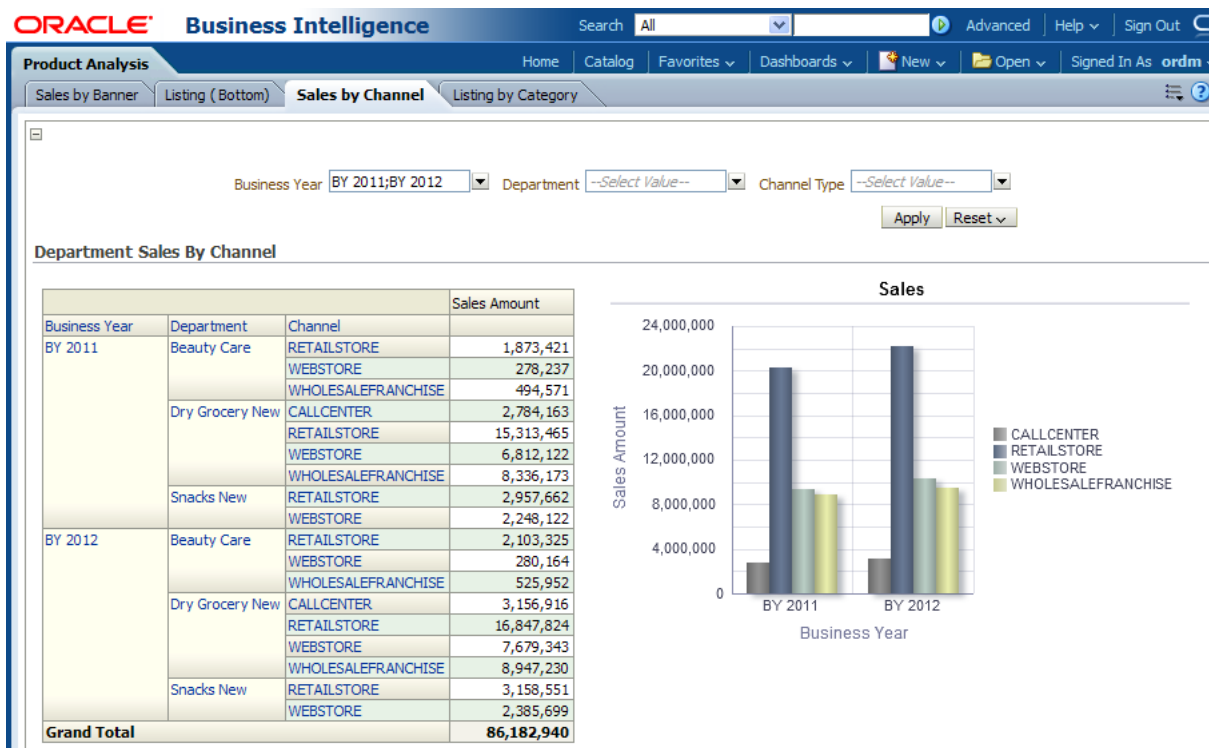
Sales by Channel

Figure 12–39 provides sales value information by department and channel. You can compare the sales values in lieu of channel type and department with last year's metrics.

Report dimensions are:

- Business Time
- Product
- Channel Type

Figure 12–39 Sales by Channel Report



Listing by Category

Figure 12–40 provides list of the bottom ten percent of items per category a retailer carries, based on sales value.

Report dimensions are:

- Business Time
- Product
- Organization

Figure 12-40 Listing by Category Report

ORACLE Business Intelligence Search All [v] [Advanced] [Help v] [Sign Out]

Product Analysis Home Catalog Favorites v Dashboards v New v Open v Signed In As [ordm]

Sales by Banner Listing (Bottom) Sales by Channel **Listing by Category**

Business Year: [BY 2011;BY 2012] Business Week: [--Select Value--] FMD CRMA: [CA FDM CRMA] Market Department: [--Select Value--] [Apply] [Reset v]

Candidates for Listing By Market Category

Business Year	Business Week	FMD CRMA	Market Department	Market Sales Amount	Market Sales Amount LW	% Change Market Sales Amount vs LW	Market Sales Units	Market Sales Units LW	% Change Market Sales Units vs LW	% Average ACV Weighted Distribution	Market Sales Rate	Average Market Item Per Store Selling	
BY 2011	BY 2011 W1	CA FDM CRMA	Market Department 1	607	304	99.67	593	286	107.34	27.50	84.50	89.50	
			Market Department 2	307			252			39.00	73.00	100.00	
			Market Department 3	605	309	95.79	787	255	208.63	25.00	80.00	43.50	
			Market Department 5		306			283					
			Market Department 6	302	306	-1.31	243	269	-9.67	35.00	62.00	57.00	
			Market Department 6										
	BY 2011 W2	CA FDM CRMA	Market Department 1	902	607	48.60	793	593	33.73	30.67	83.00	53.67	
			Market Department 2	607	307	97.72	605	252	140.08	27.00	85.50	86.00	
			Market Department 3	300	605	-50.41	202	787	-74.33	38.00	93.00	67.00	
			Market Department 6		302			243					
	BY 2011 W3	CA FDM CRMA	Market Department 1	307	902	-65.96	335	793	-57.76	32.00	78.00	74.00	
			Market Department 2		607			605					
			Market Department 3	616	300	105.33	605	202	199.50	35.50	87.00	72.50	
			Market Department 6	611				556		28.00	71.00	56.00	
	BY 2011 W4	CA FDM CRMA	Market Department 1	608	307	98.05	521	335	55.52	25.00	88.00	58.50	
			Market Department 3	908	616	47.40	753	605	24.46	21.33	74.33	62.00	
			Market Department 6	611	611	0.00	659	556	18.53	31.50	64.50	82.00	
	BY 2011 W5	CA FDM CRMA	Market Department 1	610	608	0.33	669	521	28.41	26.50	61.00	78.00	
			Market Department 2	300				364		38.00	89.00	97.00	
			Market Department 3	603	908	-33.59	560	753	-25.63	17.00	72.50	74.00	
			Market Department 5	300				290		40.00	87.00	71.00	
			Market Department 6		611			659					
	BY 2011 W6	CA FDM CRMA	Market Department 1	302	610	-50.49	382	669	-42.90	19.00	43.00	75.00	
			Market Department 2	306	300	2.00	390	364	7.14	15.00	64.00	95.00	
Market Department 3			924	603	53.23	1,028	560	83.57	33.33	66.33	69.33		
Market Department 5			304	300	1.33	277	290	-4.48	19.00	89.00	52.00		

Rows 1 - 25

Sales Analysis

The sales analysis area includes the following reports: [Sales by Channel](#), [Cross Sell Analysis](#), and [Vendor Sales by Channel](#).

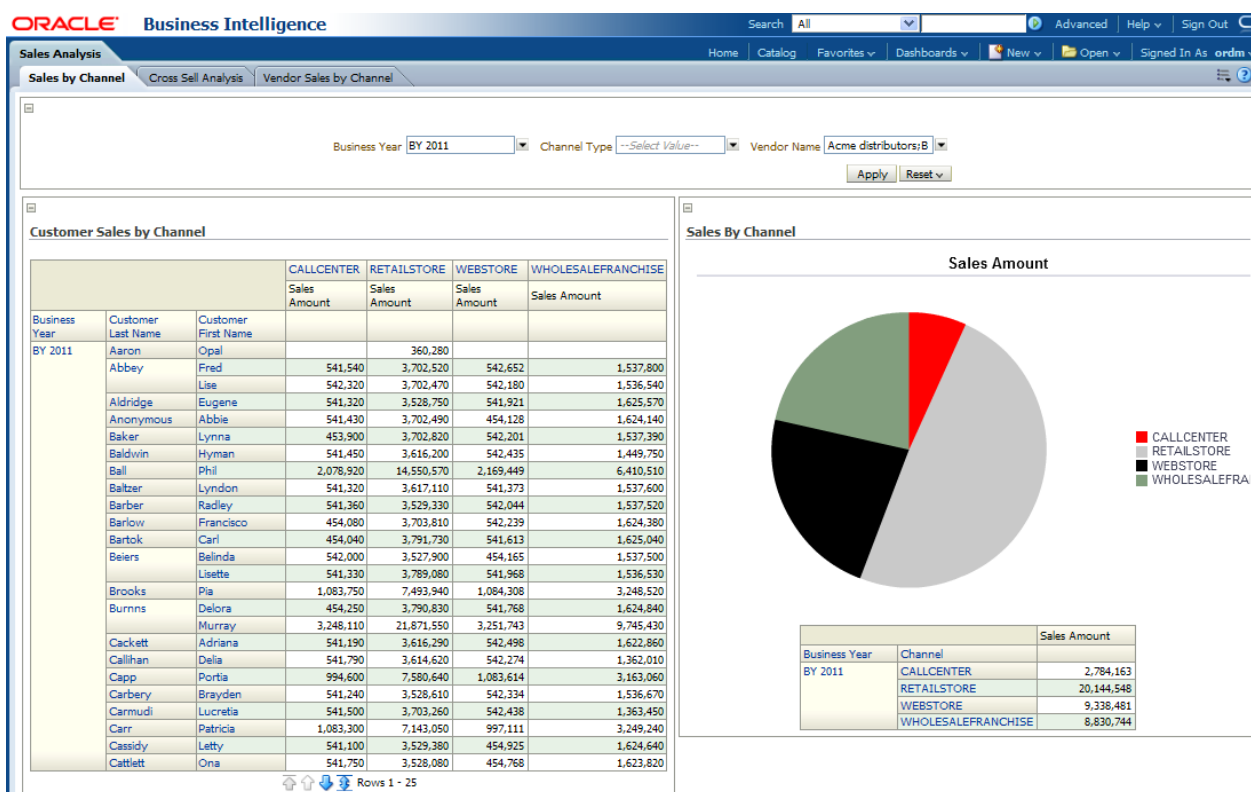
Sales by Channel

This report, as shown in Figure 12–41 provides sales information by channel. You can view a list of customer and sales value for each channel type for a business year.

Report dimensions are:

- Business Time
- Channel Type

Figure 12–41 Sales by Channel Report



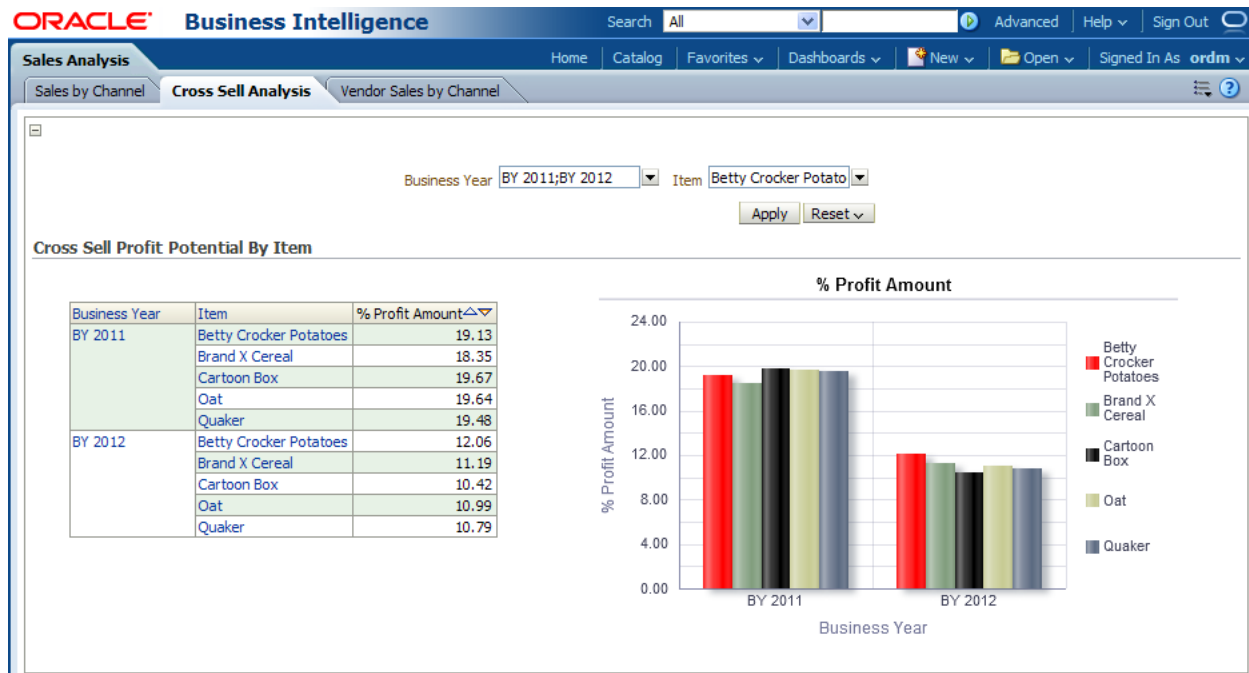
Cross Sell Analysis

This report, as shown in Figure 12–42 provides potential of items that have affinity to the customer selected.

Report dimensions are:

- Business Time
- Product

Figure 12–42 Cross Sell Profit Potential by Item



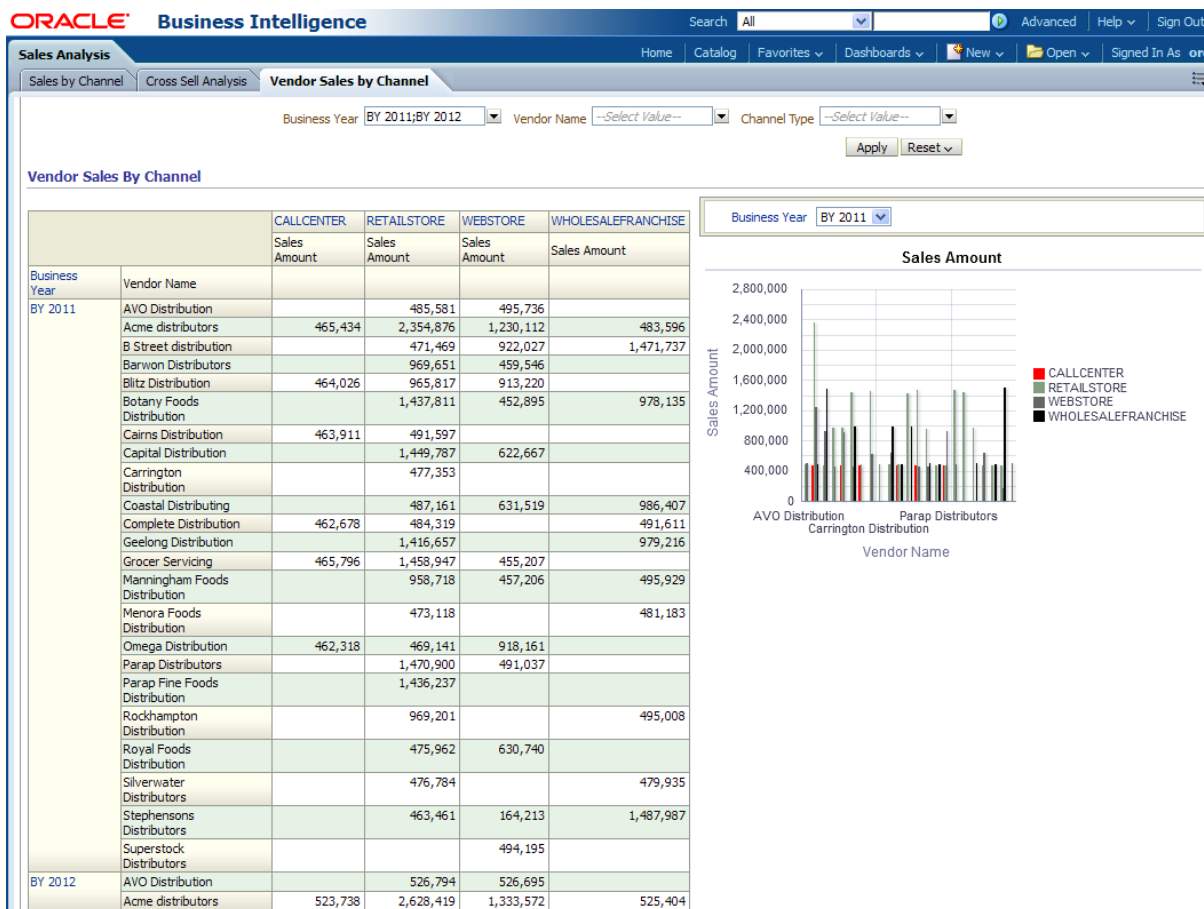
Vendor Sales by Channel

This report, as shown in [Figure 12–43](#) provides vendor sales by channel information. The end user can compare vendor sales value for each channel type with last year's metrics.

Report dimensions are:

- Business Time
- Vendor
- Channel Type

Figure 12-43 Vendor Sales by Channel Report



Sales and Profit

The sales and profit area includes the following reports: [Gross Profit](#), [Sales Profit Return by Channel \(with store for local values\)](#), [Sales Profit & Return by Channel](#), [Sales Profit by Product Cluster](#), [Product Cluster Sales and Profit](#), [Sales & Profit by Customer Cluster](#), and [Sales Profit & Return by Location Trait](#).

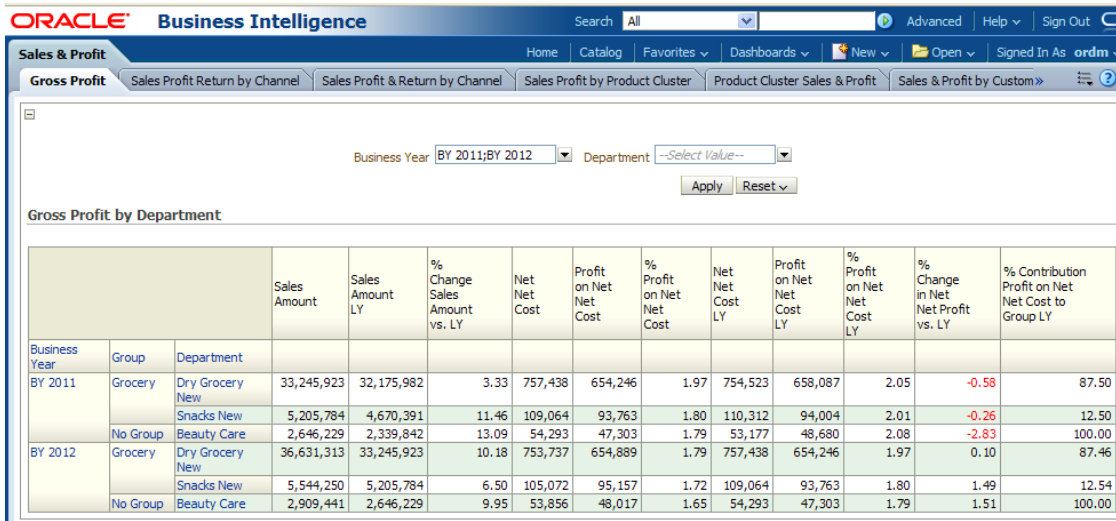
Gross Profit

This report, as shown in [Figure 12-44](#), provides "gross profit by department" information. The end user can compare the current year to the previous year profit on net-net cost measures at the item department level.

Report dimensions are:

- Business Time
- Product

Figure 12–44 Gross Profit by Department Report



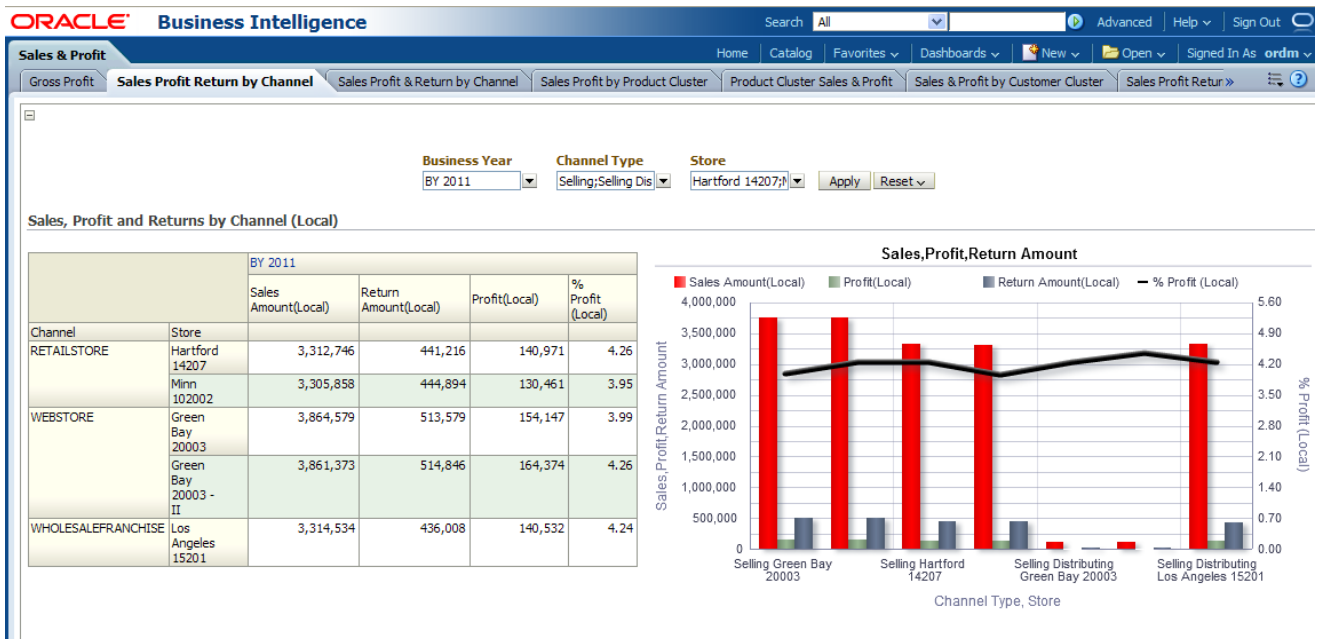
Sales Profit Return by Channel (with store for local values)

This report, as shown in Figure 12–45 provides sales, profit and returns information by channel. The end user can compare sales value, profit, %profit, return value for channel type and stores with last year's metrics.

Report dimensions are:

- Business Time
- Channel Type
- Organization

Figure 12–45 Sales, Profit, and Returns by Channel (Local) Report



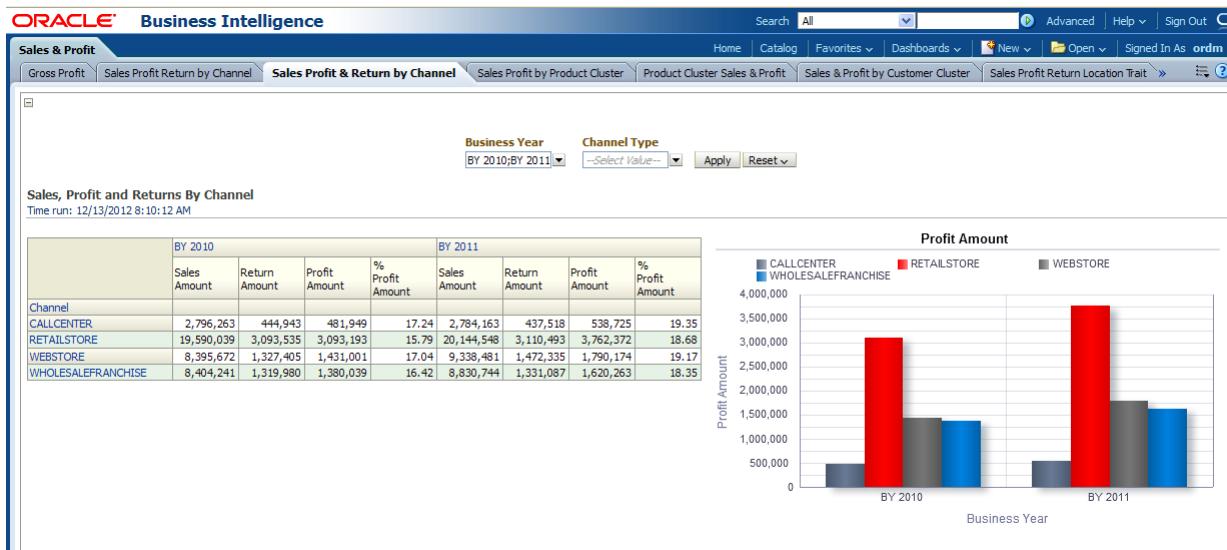
Sales Profit & Return by Channel

This report, as shown in [Figure 12–46](#) provides sales, profit, and returns information by channel in local currency. The end user can compare sales value, profit amt, and return value, % profit amt for channel types with last year's metrics.

Report dimensions are:

- Business Time
- Channel Type

Figure 12–46 Sales, Profit and Returns by Channel Report



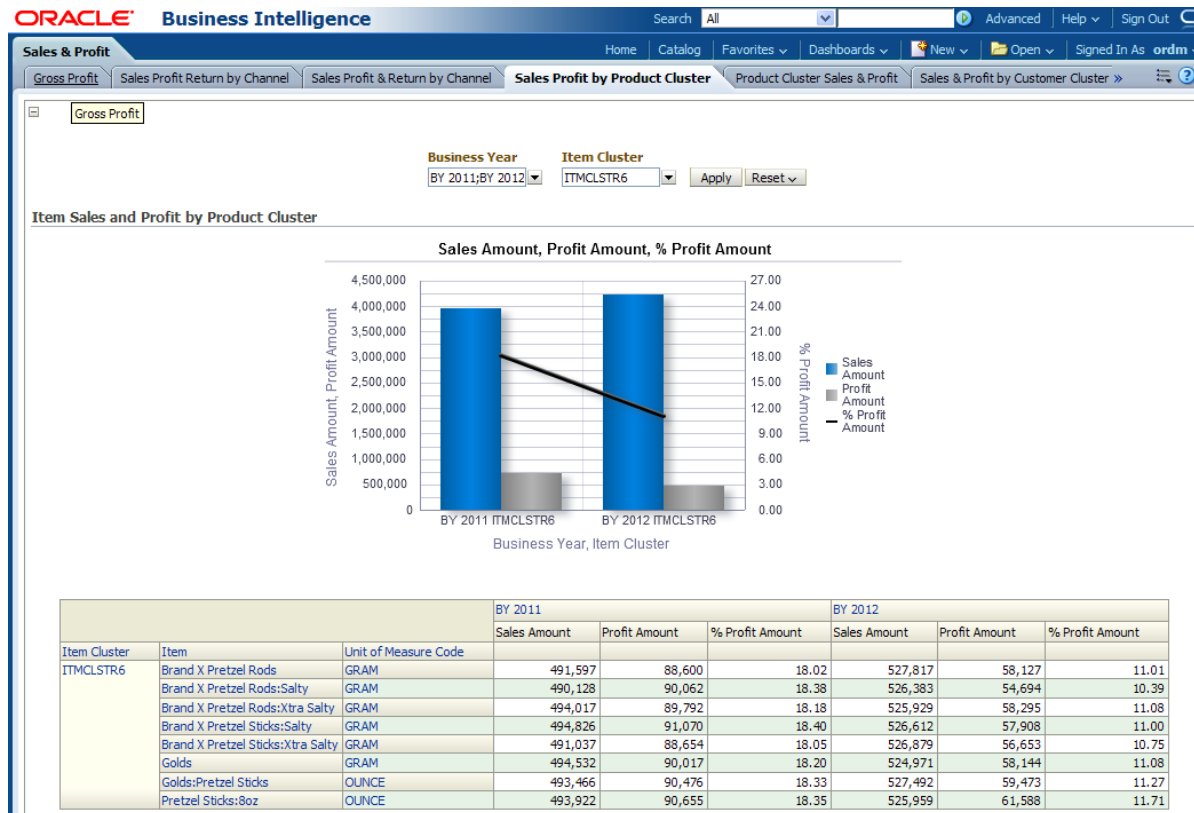
Sales Profit by Product Cluster

This report, as shown in [Figure 12–47](#) provides sales and profit information by product cluster. The end user can view a list of sales value, profit amt, %profit amt for items in a product cluster.

Report dimensions are:

- Business Time
- Product

Figure 12–47 Item Sales and Profit by Product Cluster Report



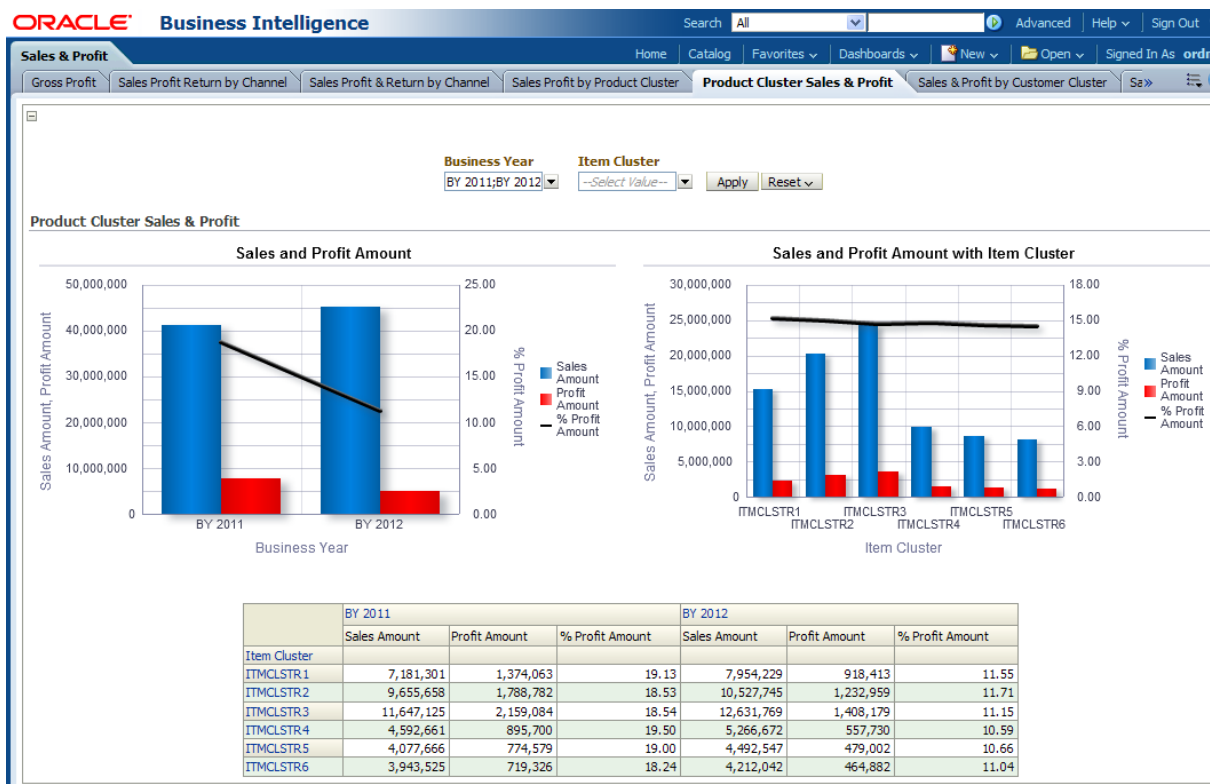
Product Cluster Sales and Profit

This report, as shown in Figure 12–48 provides sales and profit information by product cluster. The end user can view a list of sales value, profit amt, %profit amt for items in a product cluster.

Report dimensions are:

- Business Time
- Product

Figure 12–48 Product Cluster Sales & Profit Report



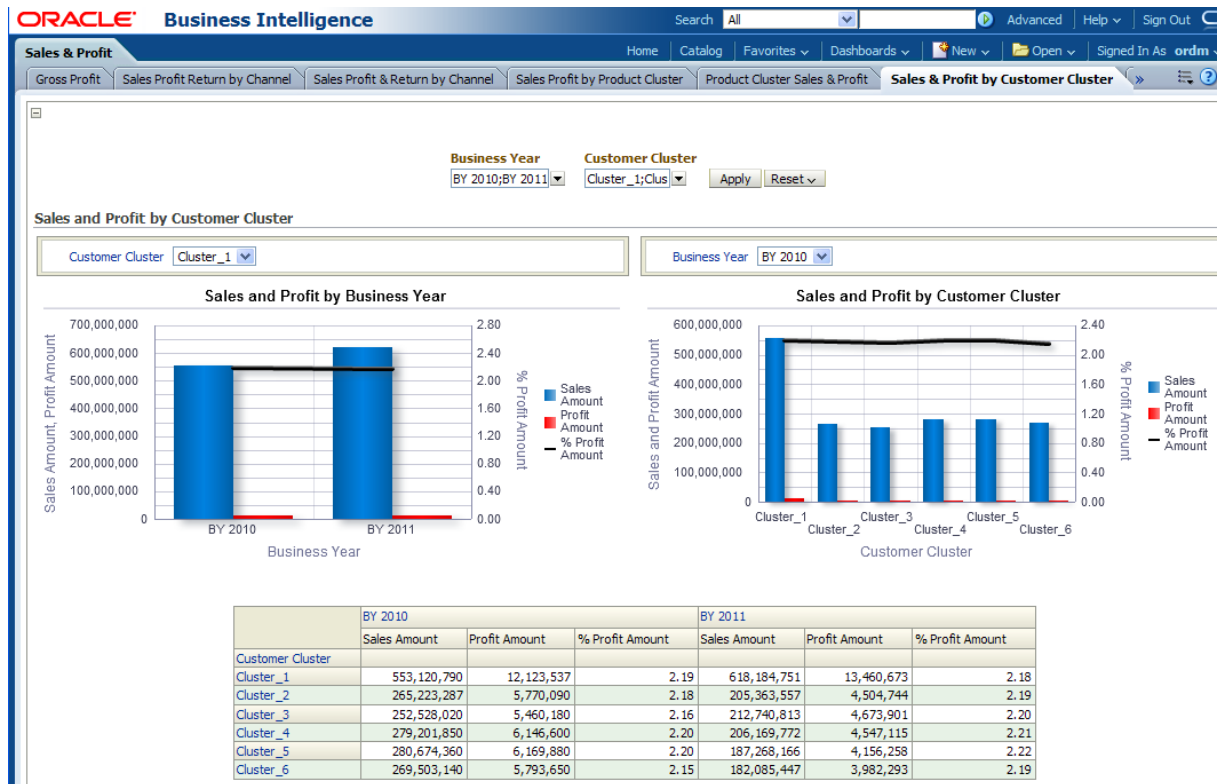
Sales & Profit by Customer Cluster

This report, as shown in Figure 12–49 provides sales and profit information by customer cluster and customer spending habits. The end user can compare sales value, profit amt and %profit amt for each customer cluster with last year's metrics.

Report dimensions are:

- Business Time
- Customer

Figure 12–49 Sales and Profit by Customer Cluster Report



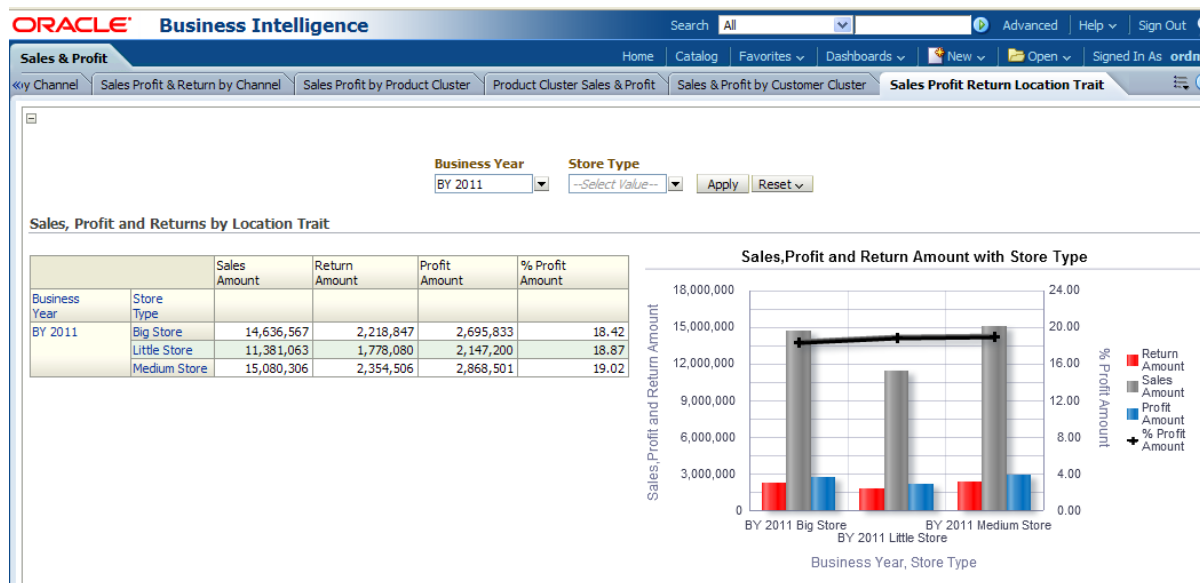
Sales Profit & Return by Location Trait

This report, as shown in [Figure 12–50](#) provides sales, profit and returns information based on location trait. The end user can compare current year against last year sales value, profit amount, return value, %profit amt for the store types.

Report dimensions are:

- Business Time
- Organization

Figure 12–50 Sales Profit and Returns by Location Trait Report



Product Price Elasticity

The product price elasticity area includes the following reports: [Sales Prediction - Batch Mode](#) and [Dynamic Sales Prediction](#).

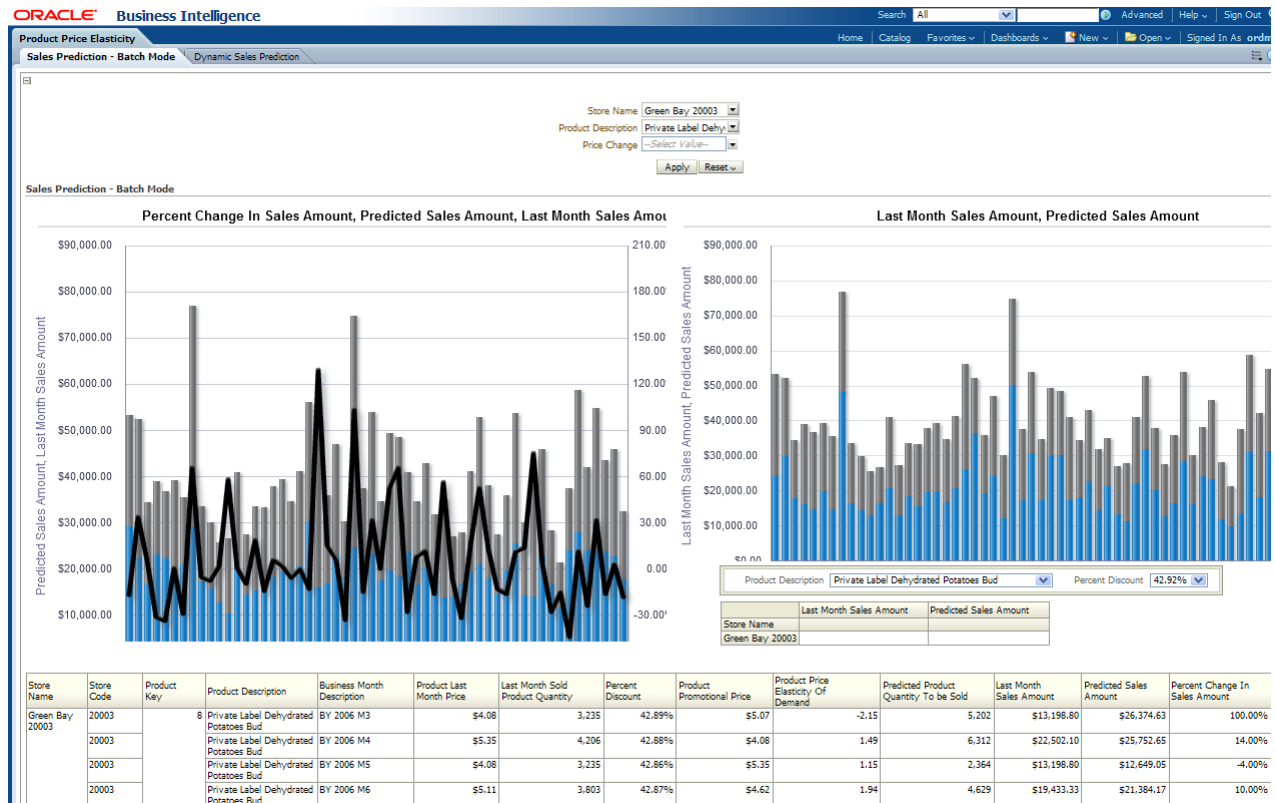
Sales Prediction - Batch Mode

This report, as shown in [Figure 12–51](#) provides sales prediction.

Report dimensions are:

- Product
- Organization
- Business Time

Figure 12–51 Product Price Elasticity Sales Prediction Batch Mode Report



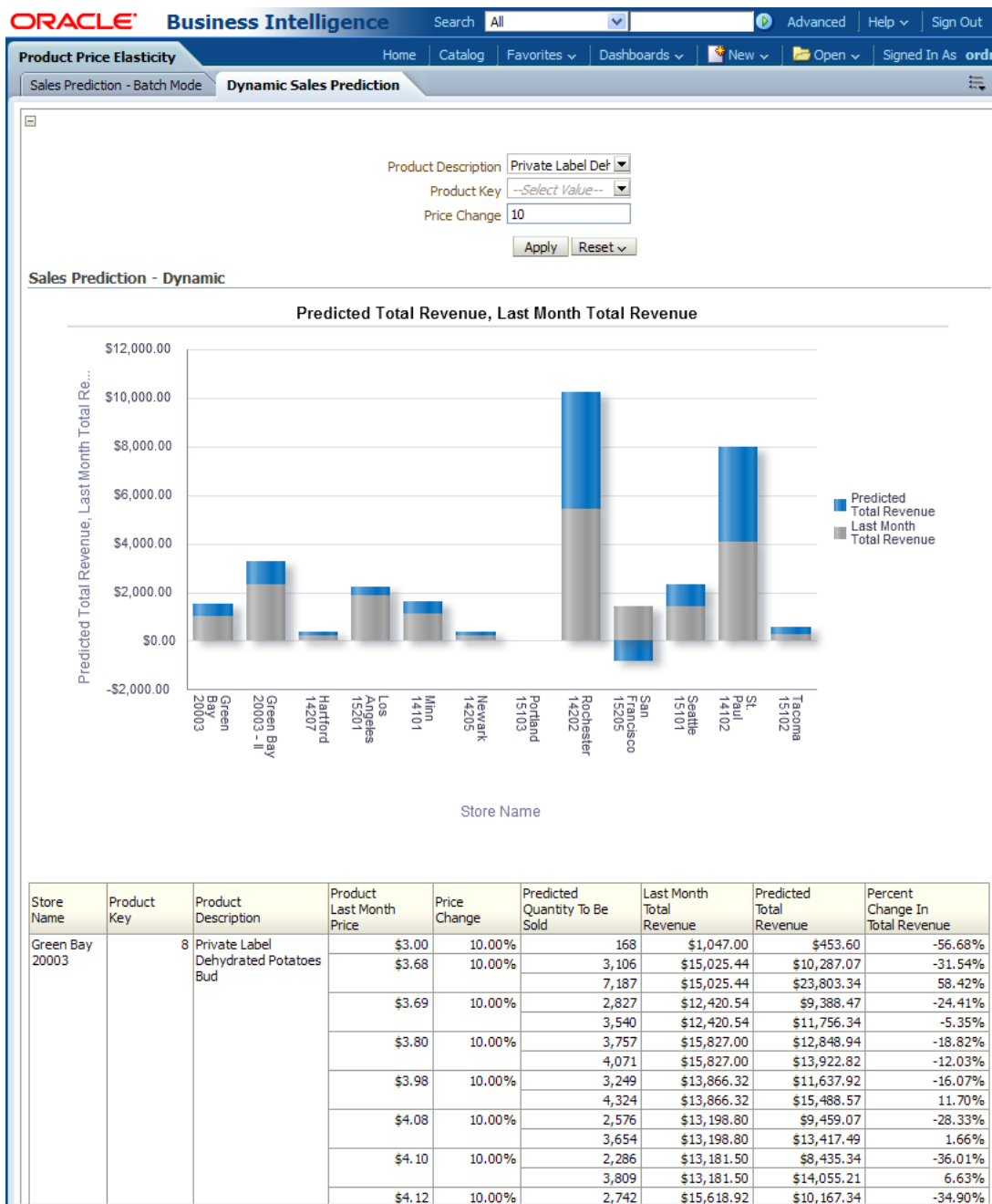
Dynamic Sales Prediction

This report, as shown in Figure 12–52 provides dynamic sales prediction.

Report dimensions are:

- Product
- Organization
- Business Time

Figure 12–52 Product Price Elasticity Dynamic Sales Prediction Report



Product Category Mix

The product category mix area includes the following reports: [Product Category Mix](#), [Product Set Rank by Support](#), and [Product Set Rank by Probability](#).

Product Category Mix

This report, as shown in [Figure 12–53](#) provides information on product categories.

Report dimensions are:

- Product

- Organization
- Business Time

Figure 12–53 Product Category Mix Report



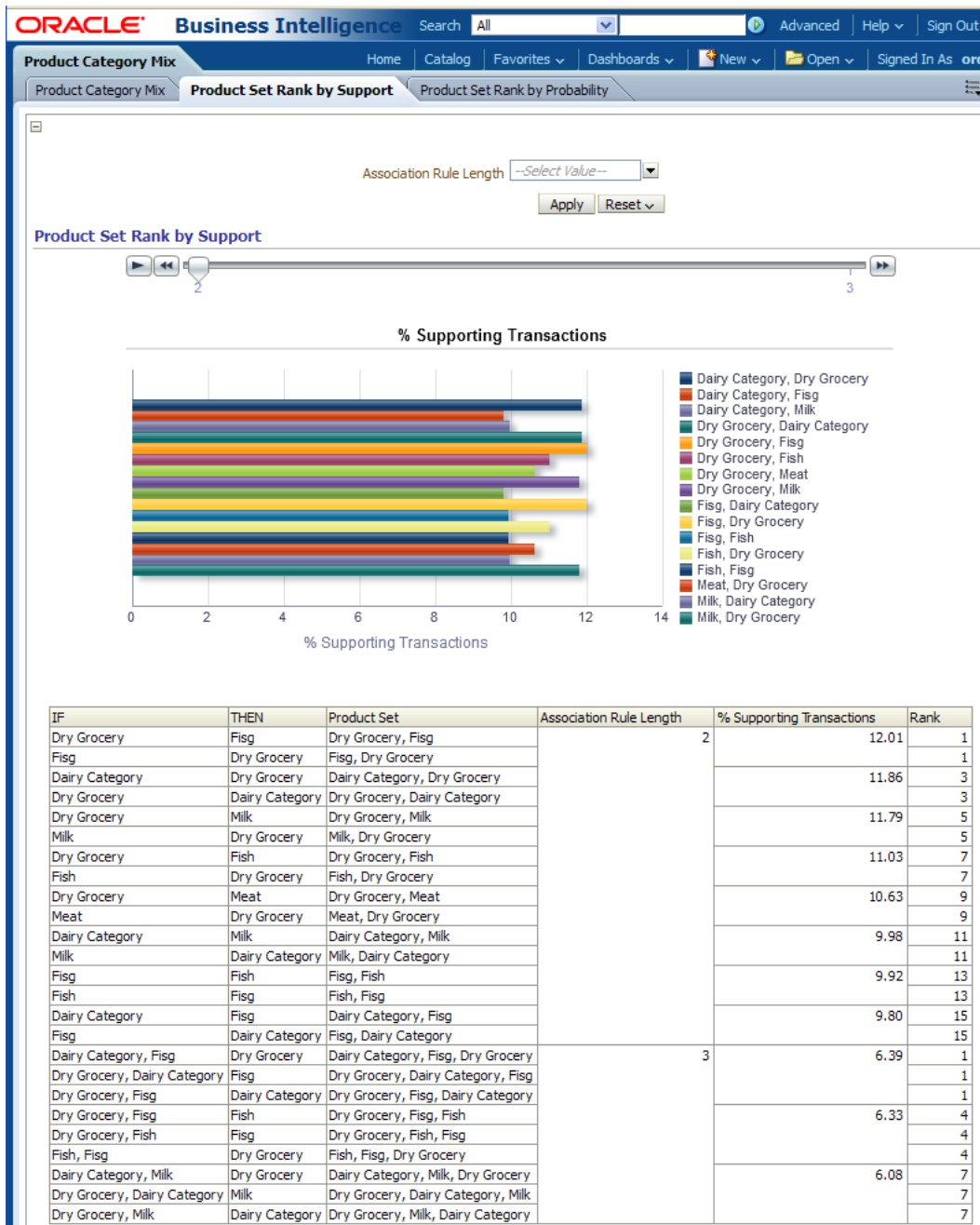
Product Set Rank by Support

This report, as shown in Figure 12–54 provides sales prediction.

Report dimensions are:

- Product
- Organization
- Business Time

Figure 12–54 Product Category Mix Product Set Rank by Support Report



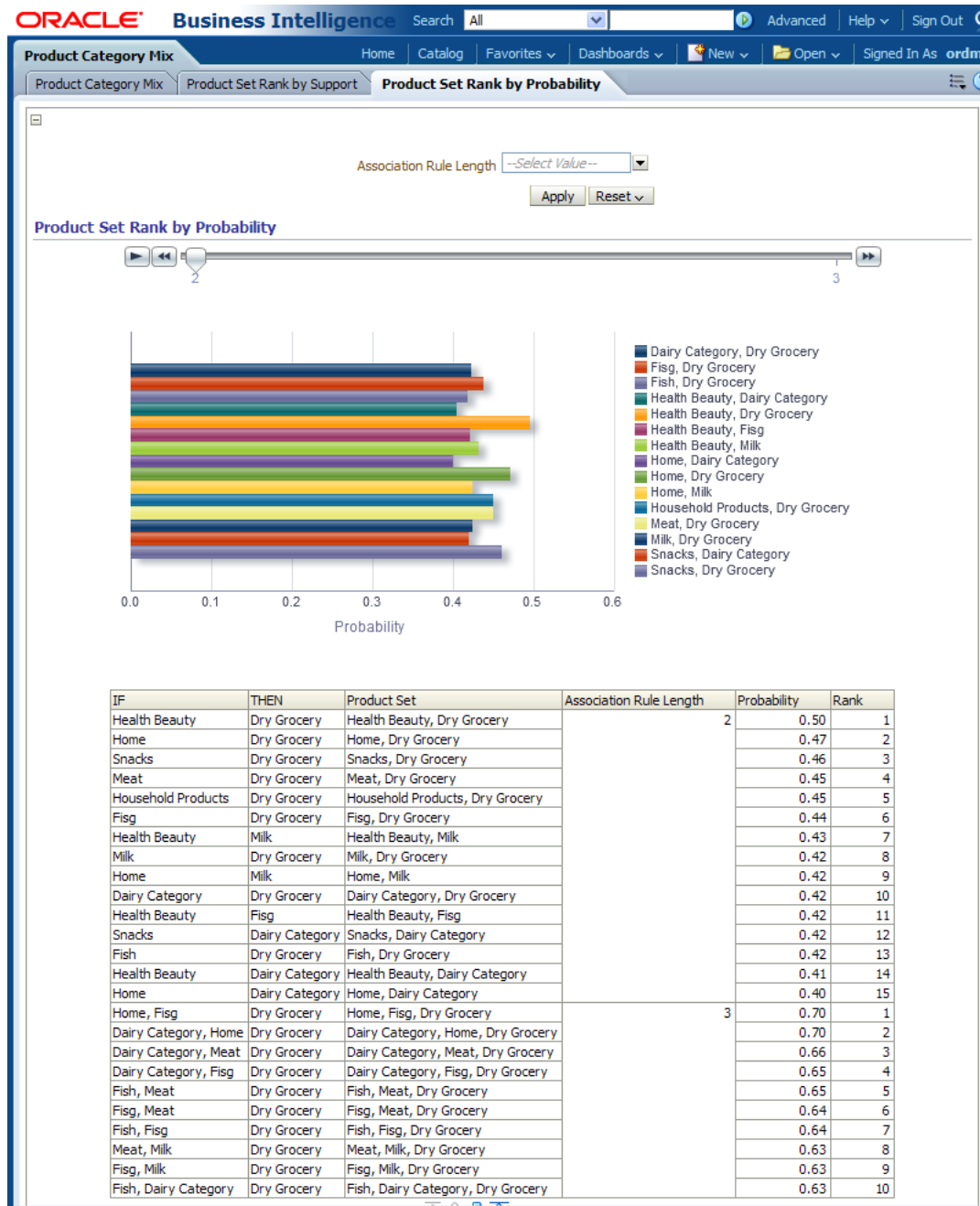
Product Set Rank by Probability

This report, as shown in Figure 12–55 provides sales prediction.

Report dimensions are:

- Product
- Organization
- Business Time

Figure 12–55 Product Category Mix Product Set Rank by Probability Report



Merchandise Reports

The merchandise reports include the following:

- Flow Analysis
- Margin Contribution
- Performance
- Sales Analysis
- Scorecard

- [Stock Movement](#)

Flow Analysis

The flow analysis area includes the following reports: [Fast Moving Items](#), [Store Sales Flash Compared with Last Year](#), [Department Chain Sales Flash](#), and [Store Sales Flash](#).

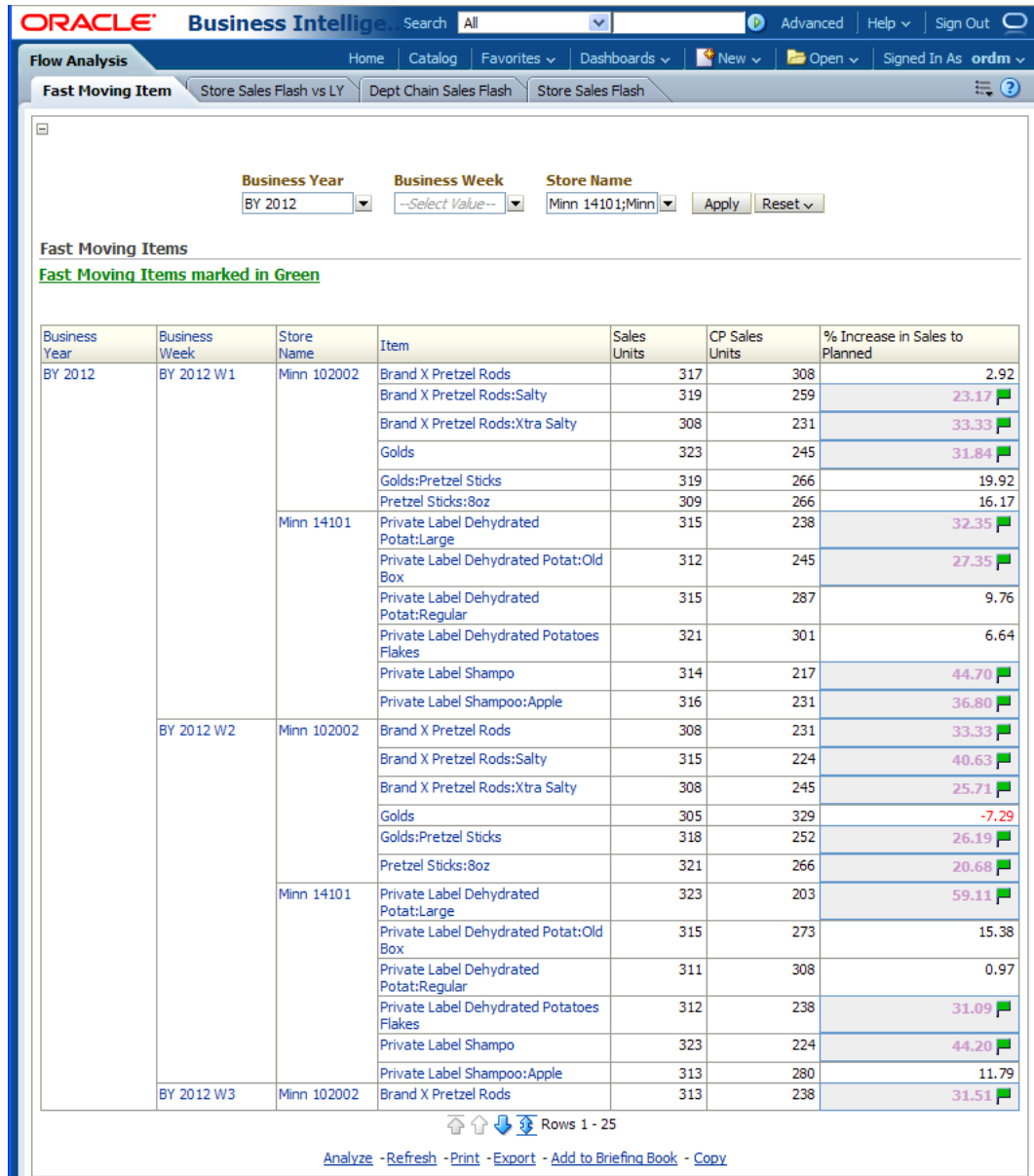
Fast Moving Items

This report, as shown [Figure 12-56](#) provides the year week-level "Fast Moving Items" information for each Store which can be compared with last year's metrics such as "Sales Units", "CP Sales Units", or "% Increase in Sales to Planned".

Report dimensions are:

- Business Time
- Product
- Organization

Figure 12–56 Merchandise Flow Analysis Fast Moving Items Report



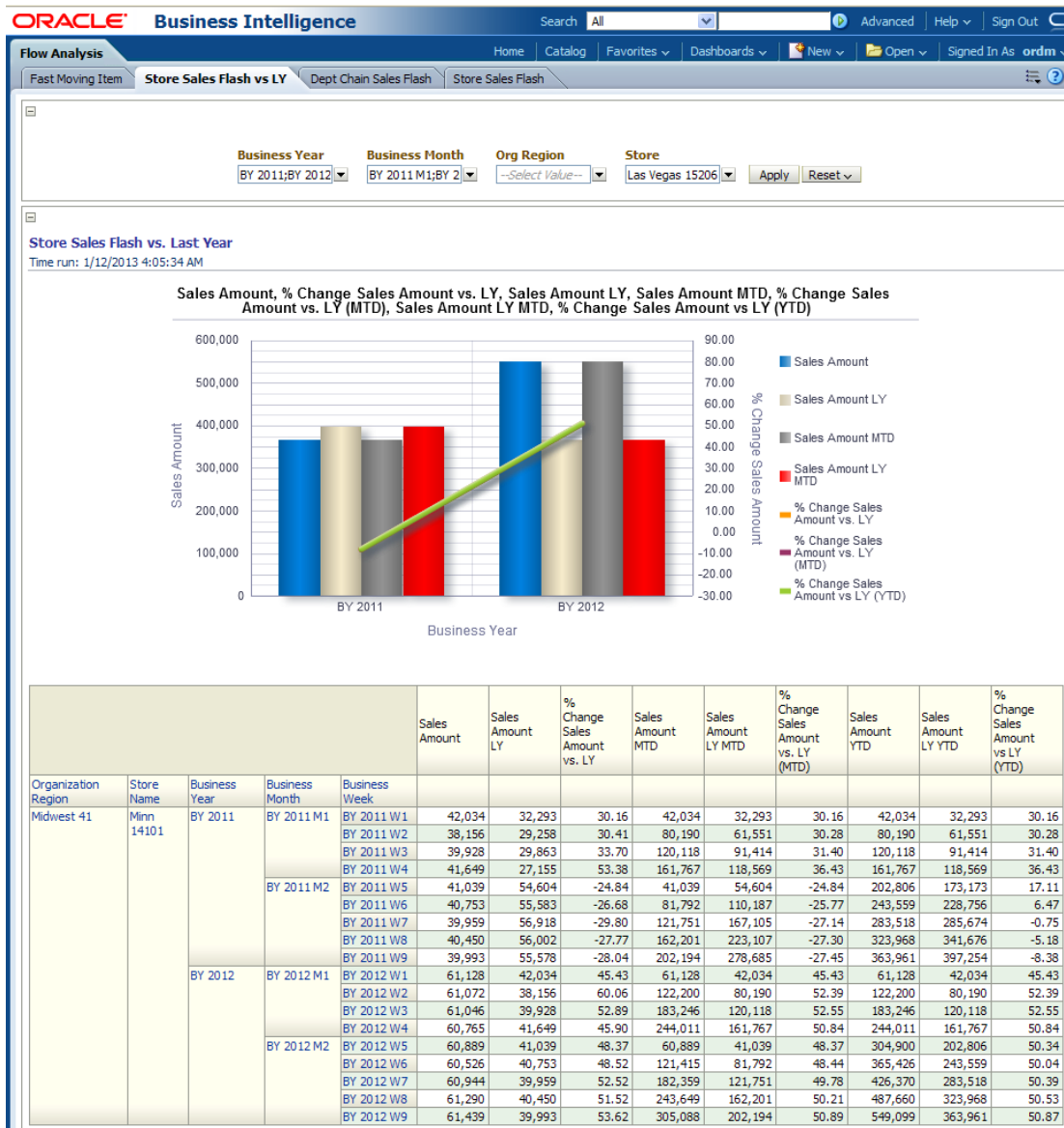
Store Sales Flash Compared with Last Year

This report, as shown Figure 12–57 provides the store sales flash comparison.

Report dimensions are:

- Business Time
- Product
- Organization

Figure 12-57 Store Sales Flash Compared with Last Year Report



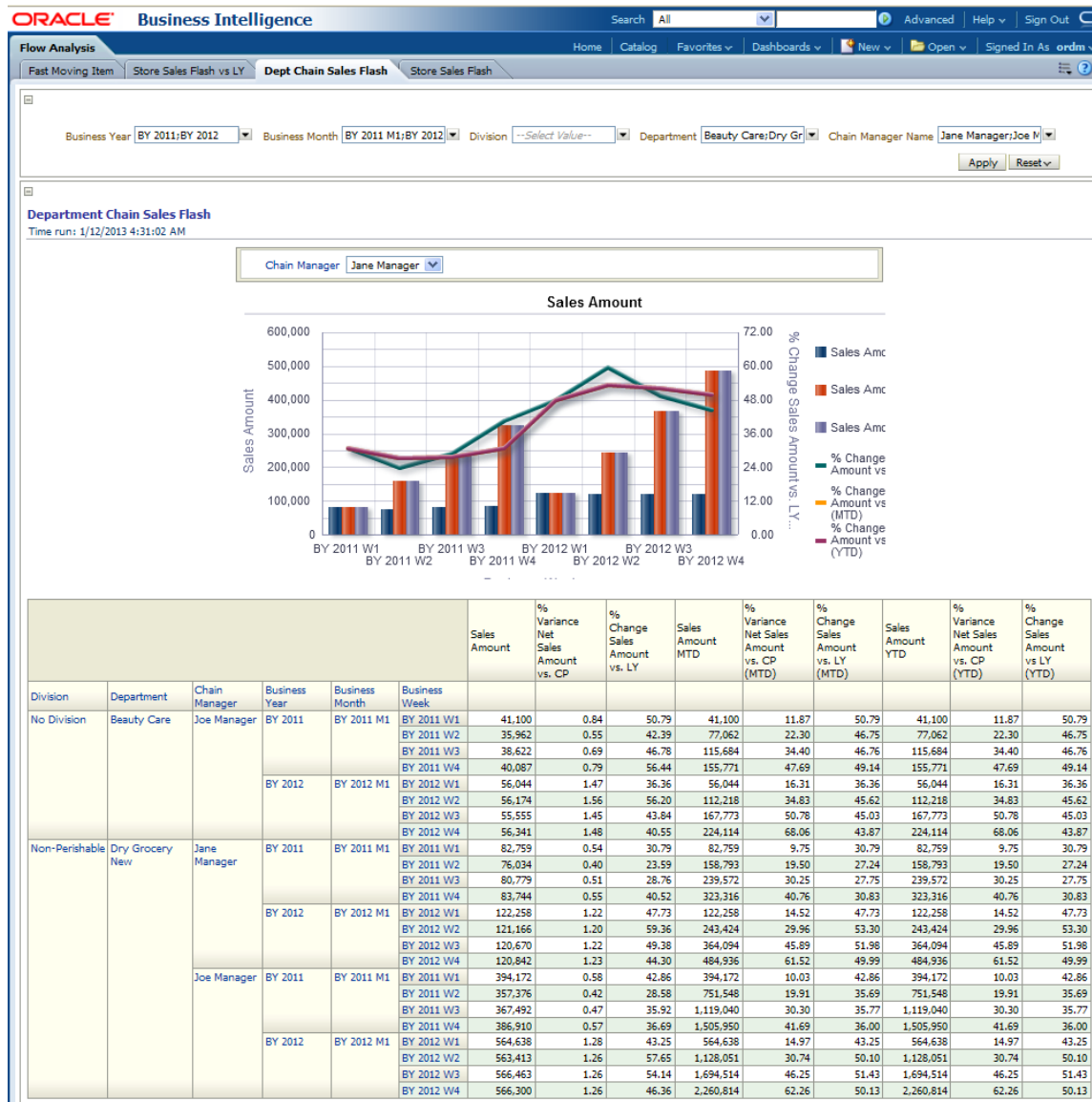
Department Chain Sales Flash

This report, as shown Figure 12-58 provides the department chain sales flash.

Report dimensions are:

- Business Time
- Product
- Organization

Figure 12–58 Department Chain Sales Flash Report



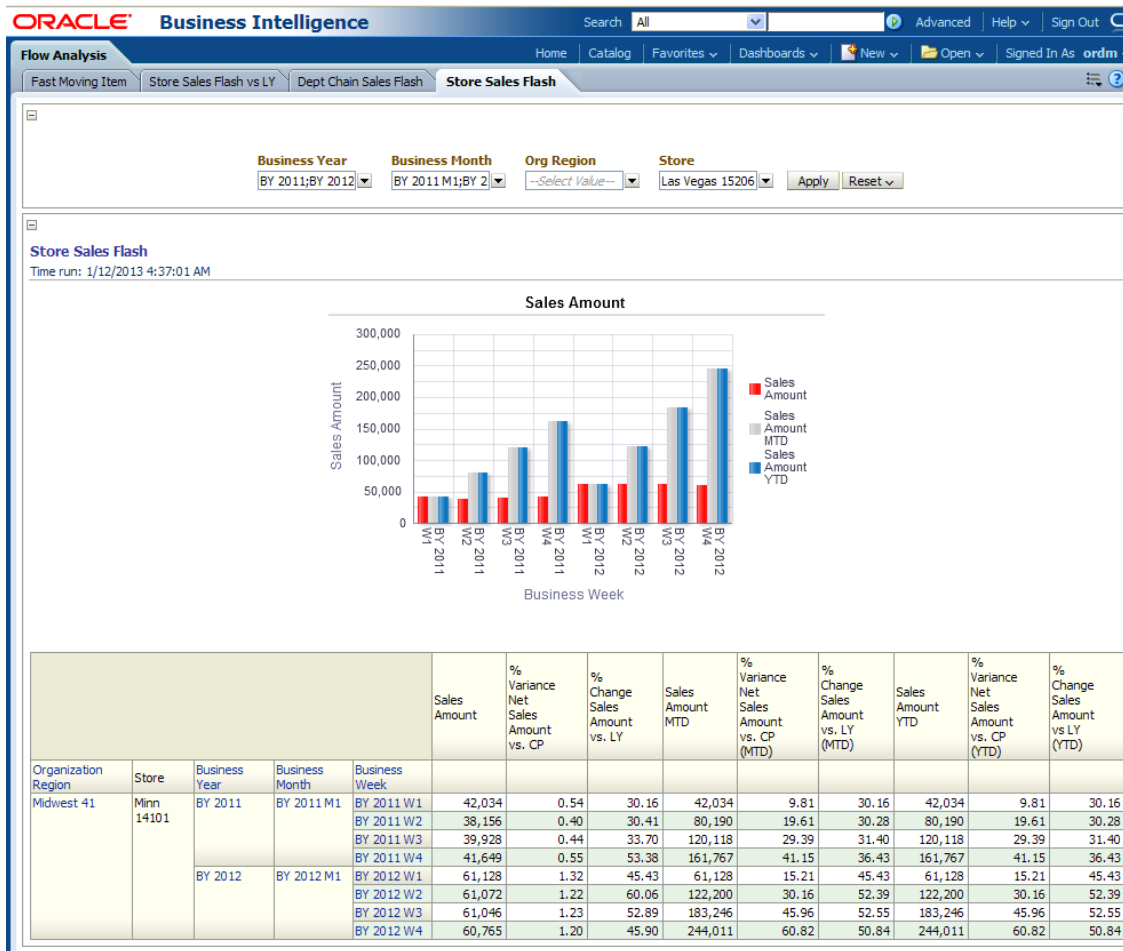
Store Sales Flash

This report, as shown Figure 12–59 provides provides the store sales flash.

Report dimensions are:

- Business Time
- Product
- Organization

Figure 12–59 Store Sales Flash Report



Margin Contribution

The margin contribution area includes the following reports: [Sales Analysis](#), [Contribution to Chain](#), [Organization Sales and Profit](#), [Sales and Stock](#), [Sales, Profit and Return Store](#), and [Sales, Return and Profit Channel](#).

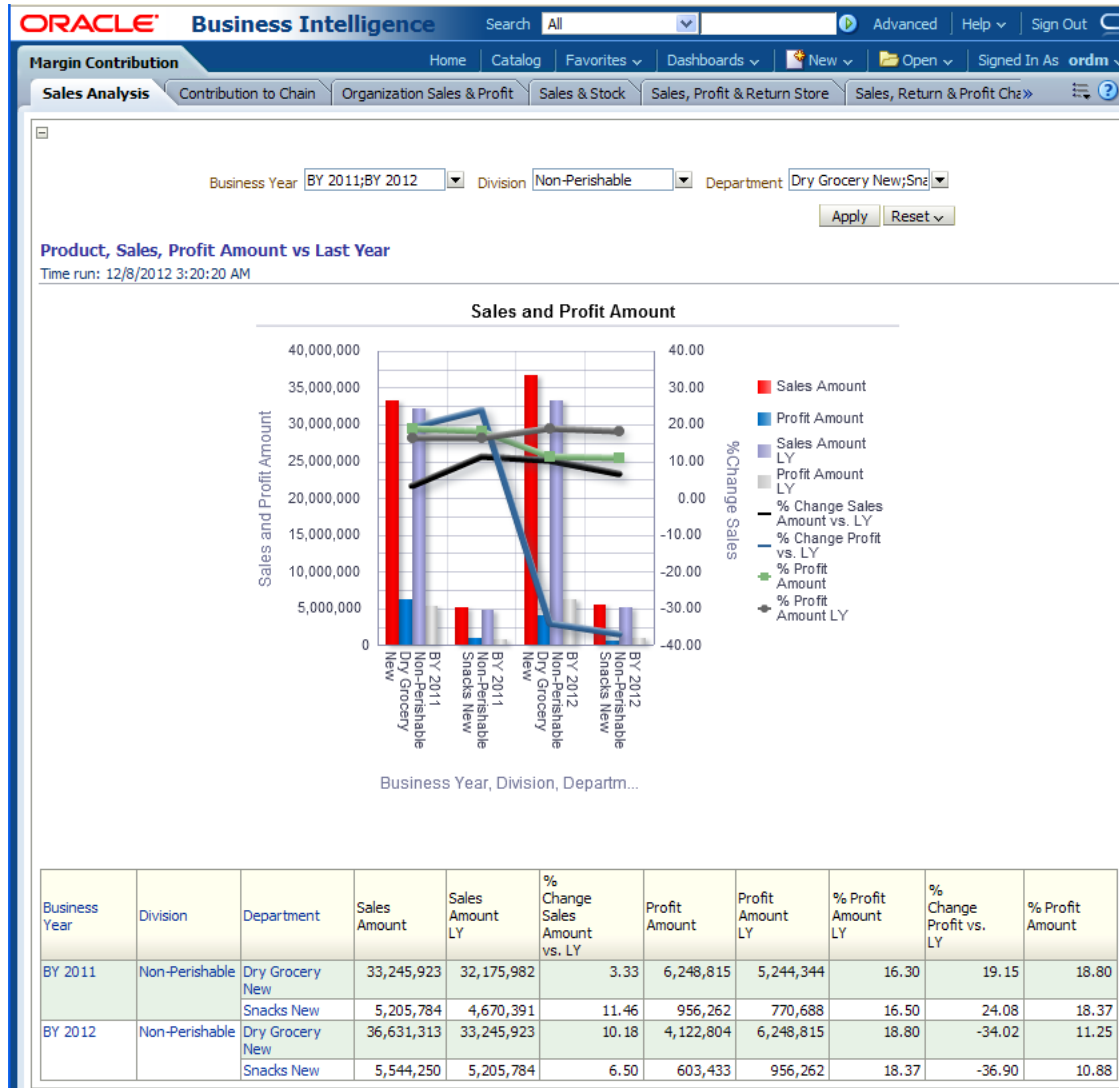
Sales Analysis

This report, as shown in [Figure 12–60](#) provides sales and profit information compared to last year, by product.

Report dimensions are:

- Business Time
- Product

Figure 12–60 Margin Contributions Product, Sales, Profit Value Against Last Year Report



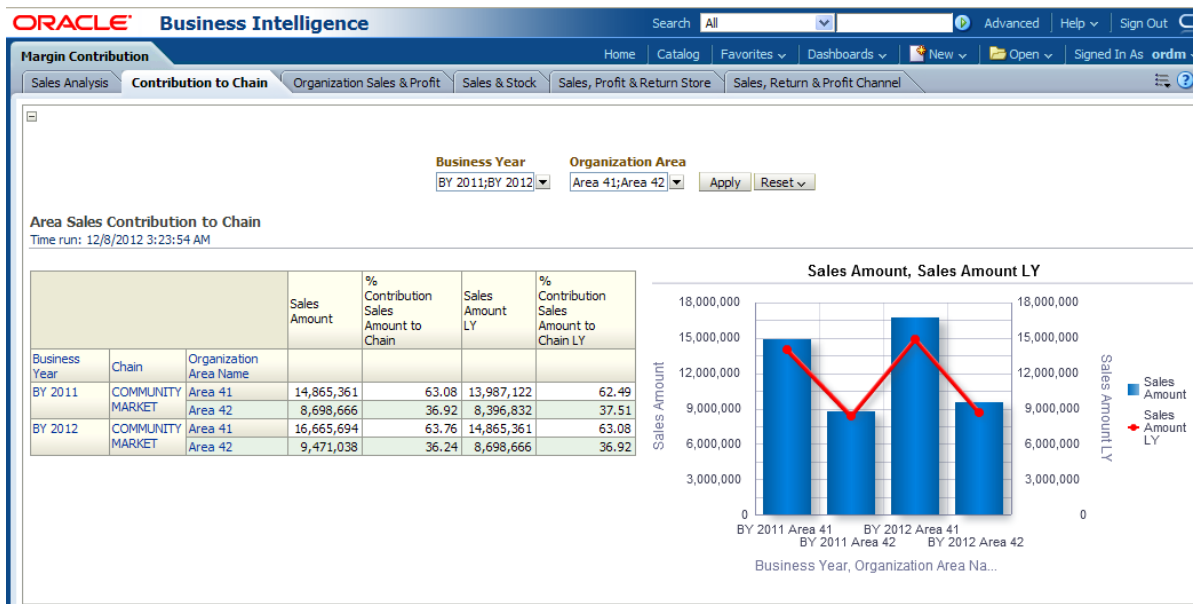
Contribution to Chain

This report, as shown in Figure 12–61 provides area contribution to sales value for a chain.

Report dimensions are:

- Business Time
- Organization

Figure 12–61 Margin Contribution to Chain Report



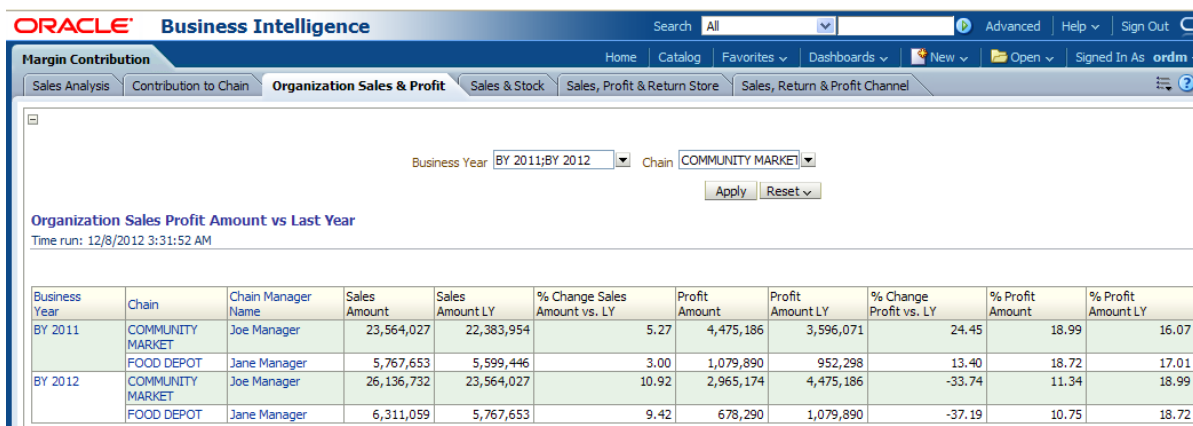
Organization Sales and Profit

This report, as shown in Figure 12–62 provides sales, inventory and variance measures chain Manager and department.

Report dimensions are:

- Business Time
- Organization

Figure 12–62 Margin Contribution Organization Sales and Profit Report



Sales and Stock

This report, as shown in Figure 12–63 provides sales, inventory and variance measures chain Manager and department.

Report dimensions are:

- Business Time
- Organization

- Product

Figure 12–63 Margin Contribution Sales and Stock



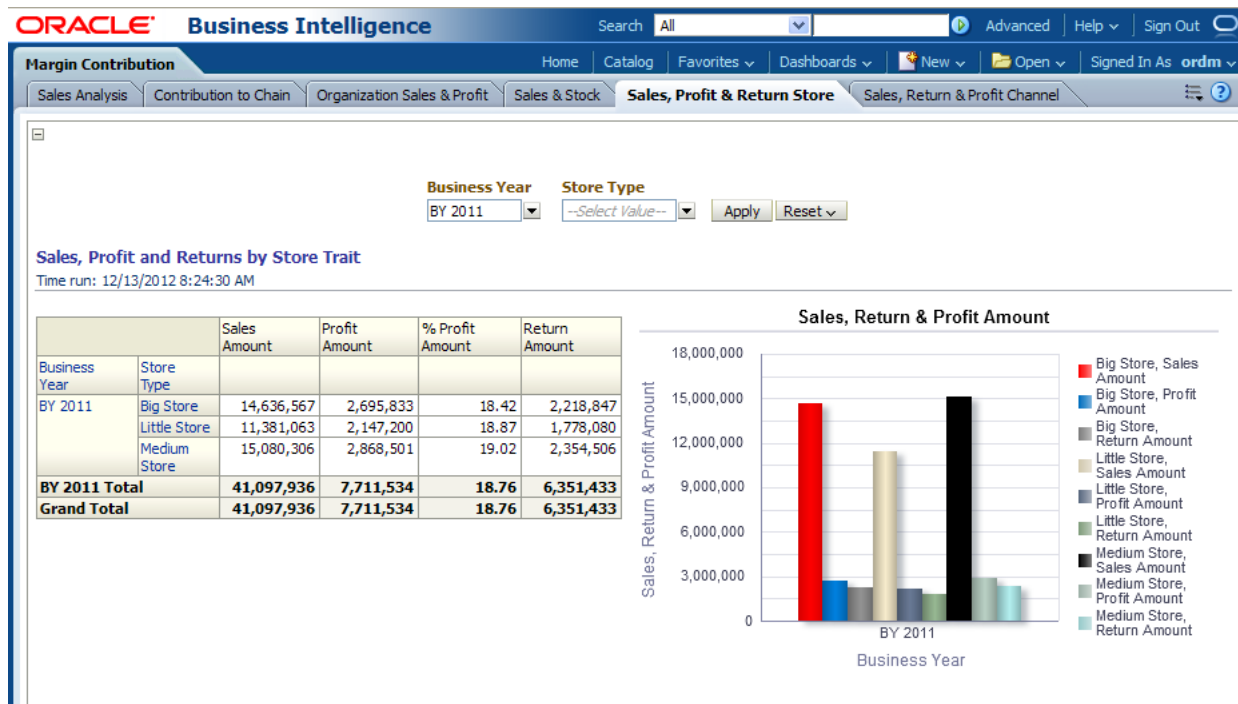
Sales, Profit and Return Store

This report, as shown in Figure 12–64 provides sales, profit and return information based on store trait.

Report dimensions are:

- Business Time
- Organization

Figure 12–64 Margin Contribution Sales, Profit and Return by Store Trait Report



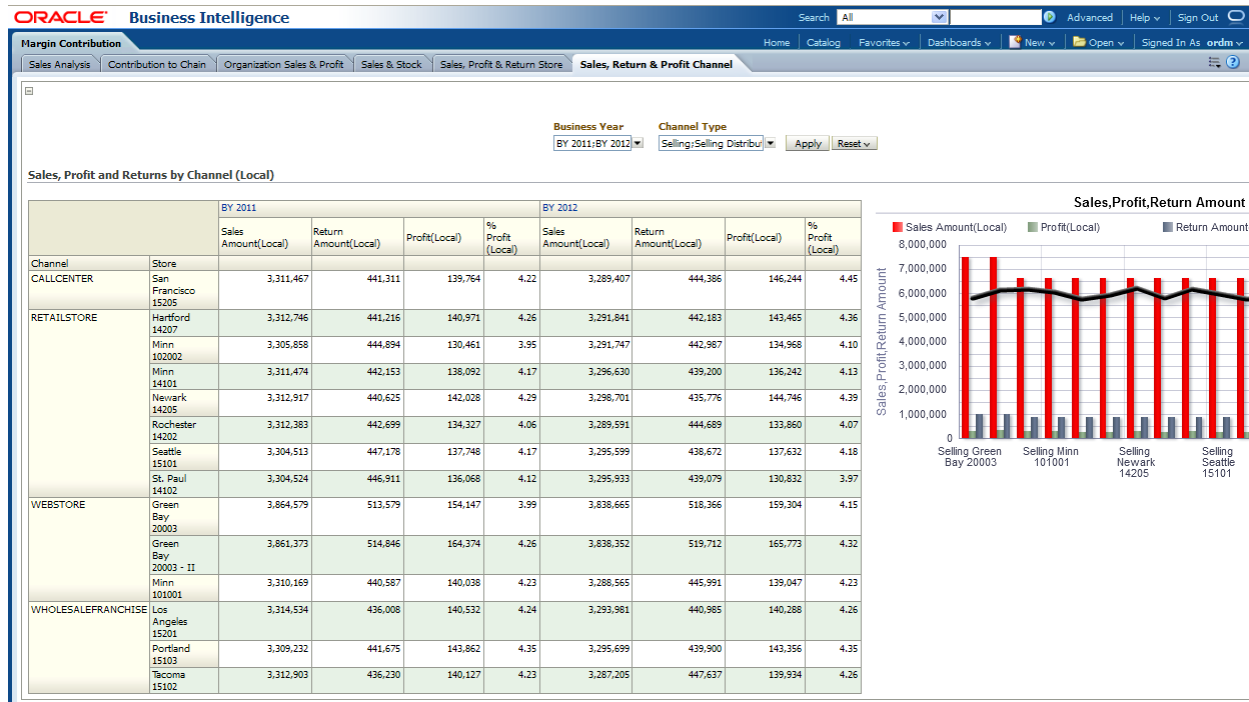
Sales, Return and Profit Channel

This report, as shown in [Figure 12–65](#) provides sales, profit and return information by channel.

Report dimensions are:

- Business Time
- Organization

Figure 12–65 Margin Contribution Sales, Profit and Returns by Channel Report



Performance

The performance area includes the following reports: [Contract Detail by Item](#), [Vendor](#), [Top Performance](#), [Vendor Product Summary](#), [Commitment Summary](#), [Daily Performance](#), [Monthly Performance](#), [Pack Compared to Standalone Sales](#), [Vendor Performance](#), [Delivery and Timeliness](#), and [Zero Selling](#).

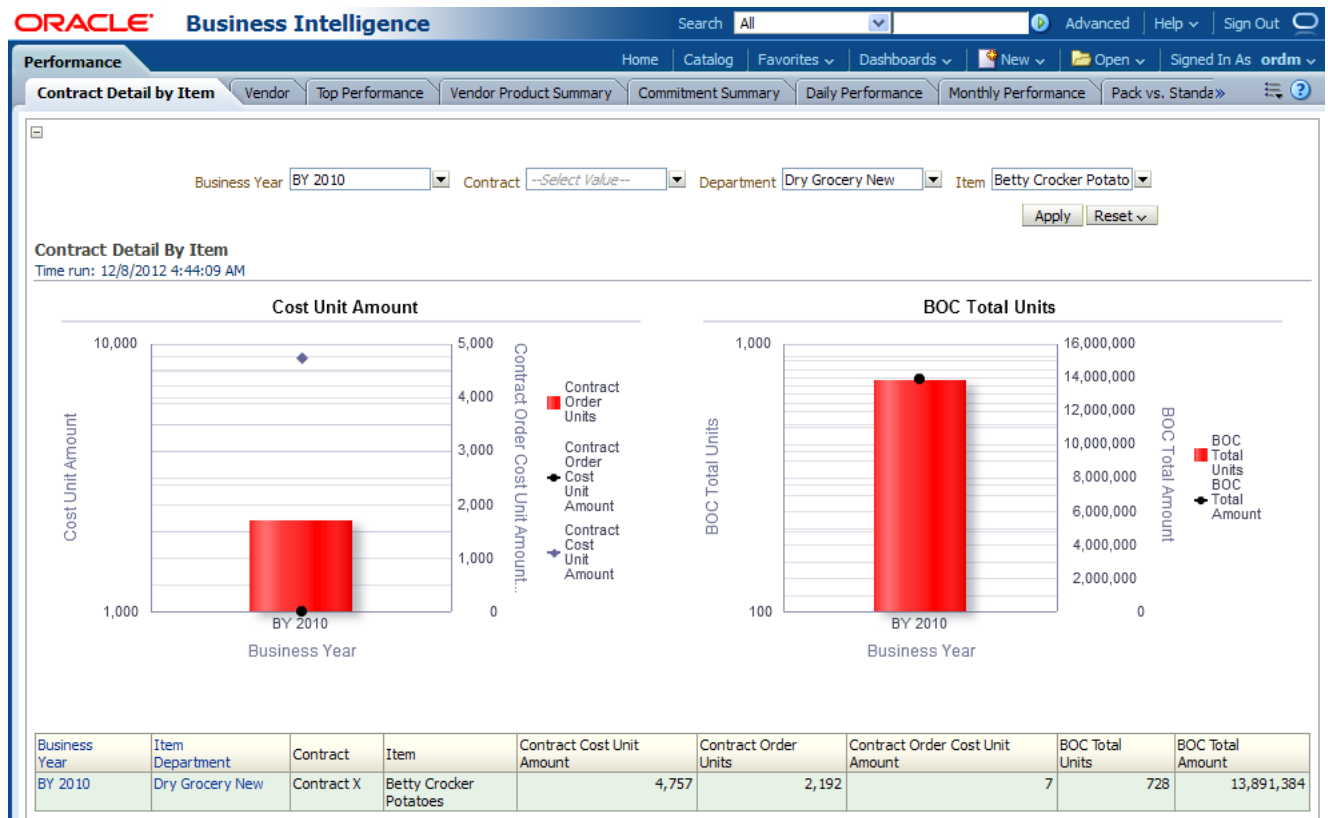
Contract Detail by Item

This report, as shown in [Figure 12–66](#) contract detail by item. performance.

Report dimensions are:

- Business Time
- Product
- Contract

Figure 12-66 Contract Detail by Item Report



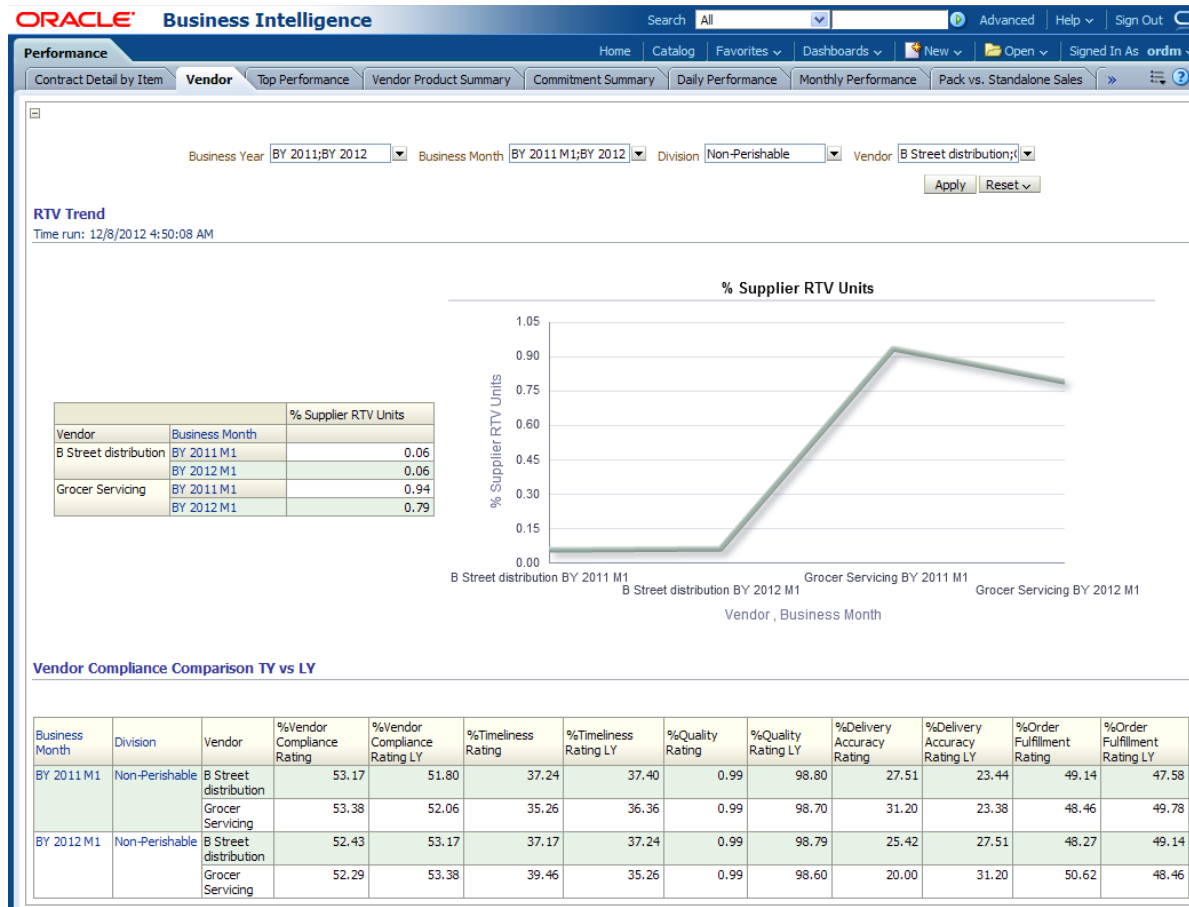
Vendor

This report, as shown in Figure 12-67 provides comparison for all supplier compliance and rating measure for current year compared to last year.

Report dimensions are:

- Business Time
- Vendor
- Product

Figure 12–67 Performance Vendor Report



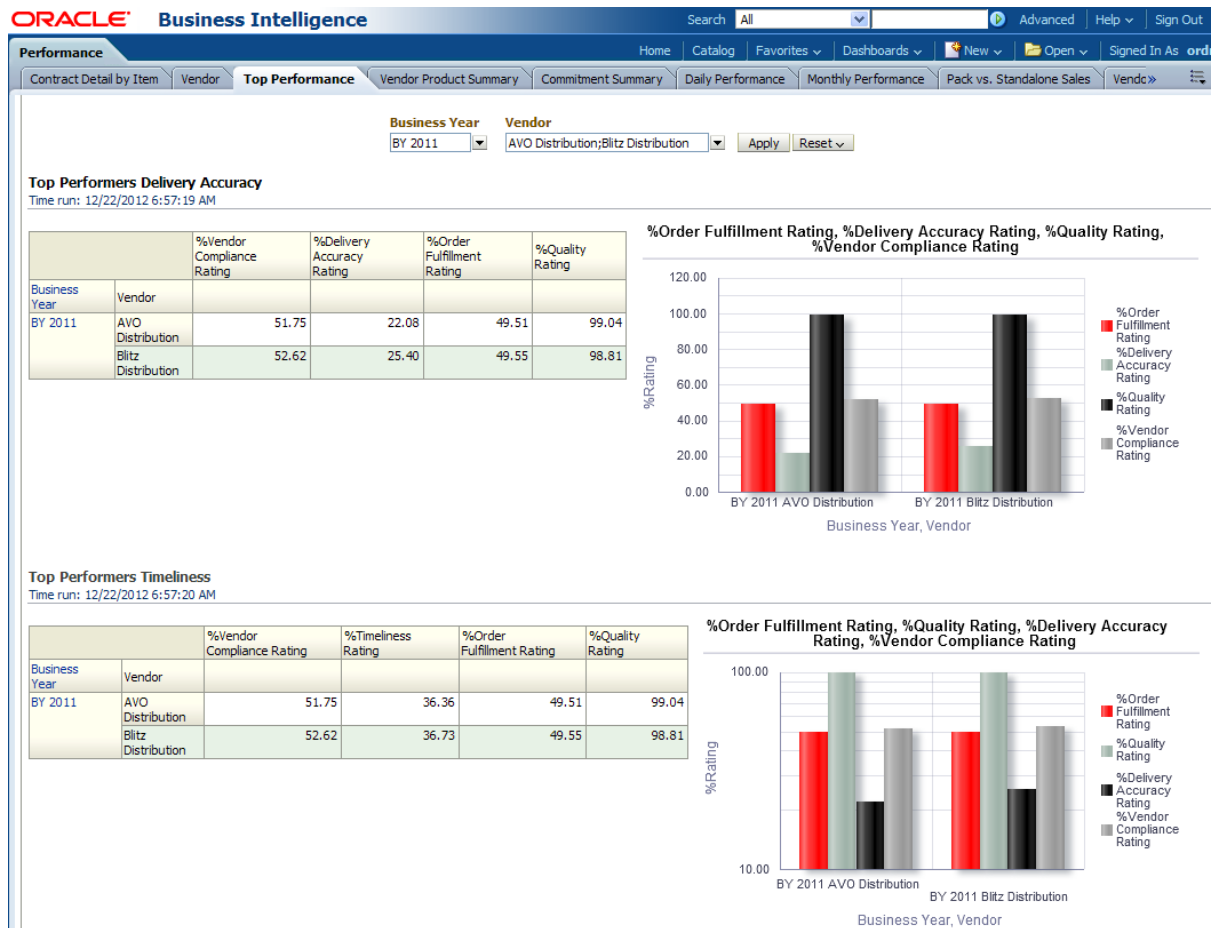
Top Performance

This report, as shown in Figure 12–68 provides the information about the top performance by vendors in delivery accuracy & timeliness.

Report dimensions are:

- Business Time
- Vendor

Figure 12–68 Margin Contribution Top Performance



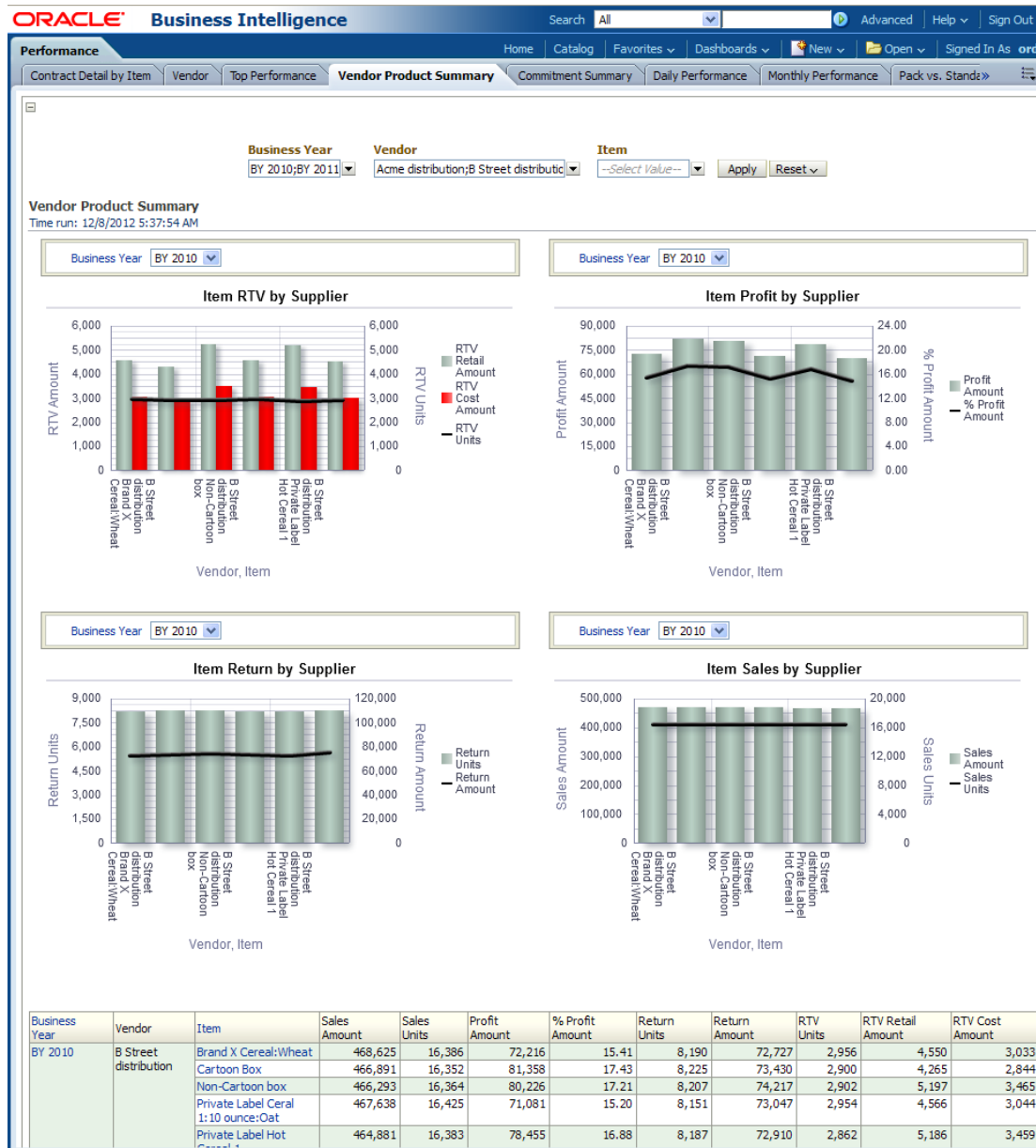
Vendor Product Summary

This report, as shown in Figure 12–69 provides unit sales, inventory and return measures by supplier, item and vendor product number.

Report dimensions are:

- Business Time
- Vendor
- Product

Figure 12–69 Vendor Product Summary Report



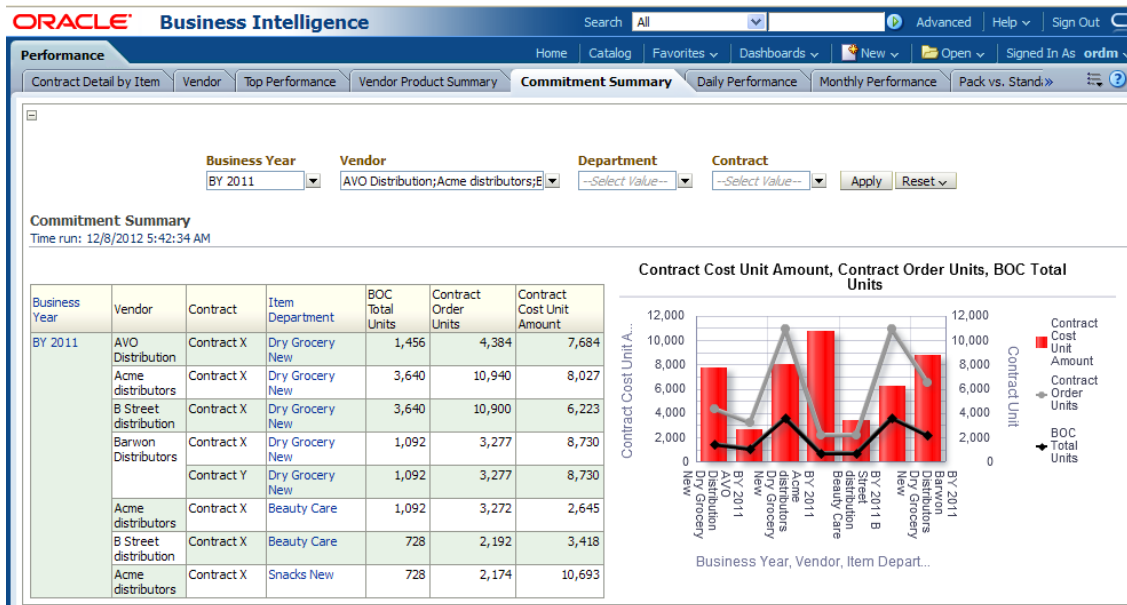
Commitment Summary

This report, as shown in Figure 12–70 provides commitment summary.

Report dimensions are:

- Business Time
- Vendor
- Department

Figure 12–70 Performance Commitment Summary



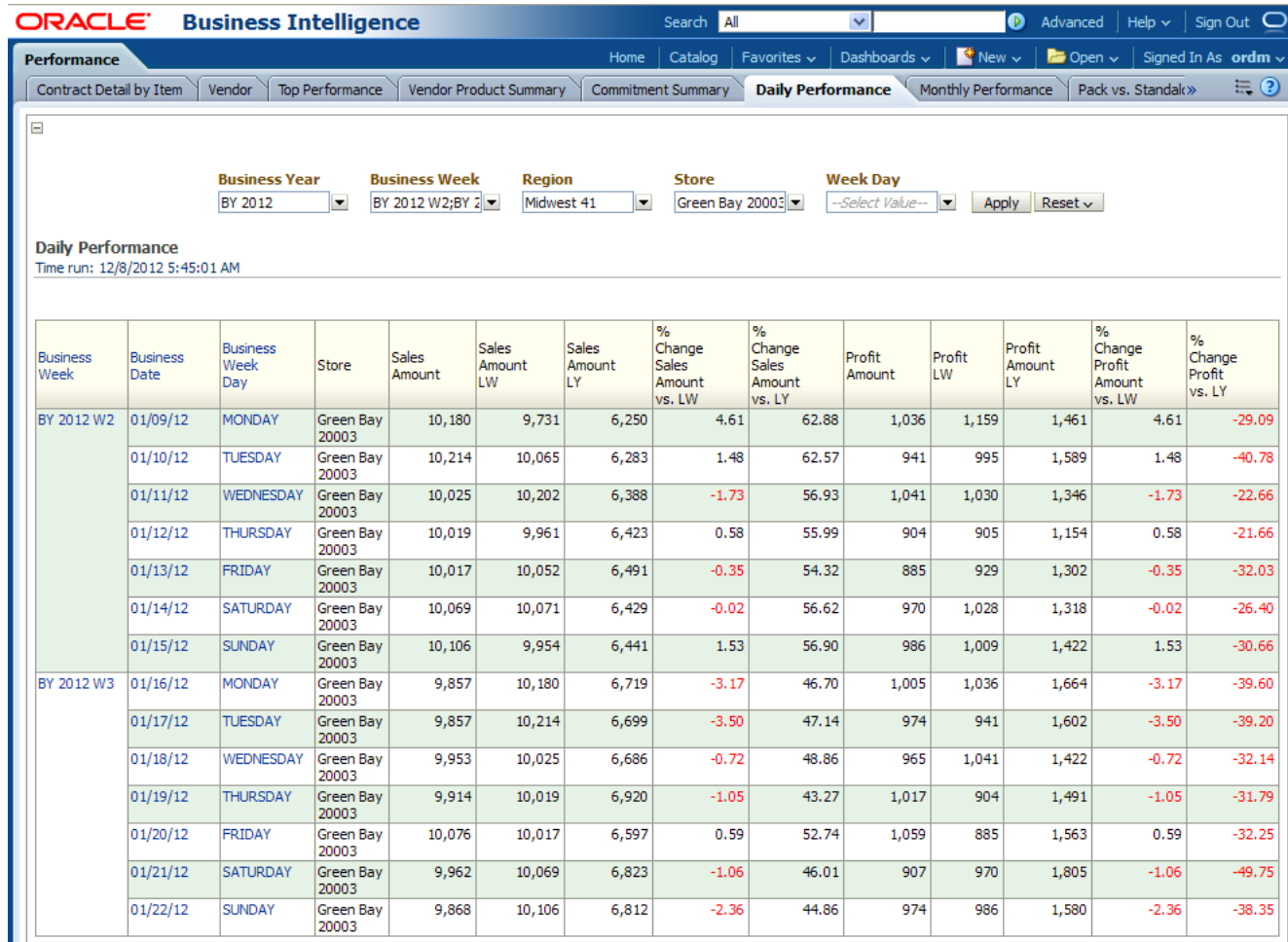
Daily Performance

This report, as shown in Figure 12–71 provides daily store performance information based on transaction sales and profit measures for this day, last week, and last year.

Report dimensions are:

- Business Time
- Organization

Figure 12–71 Daily Performance Report



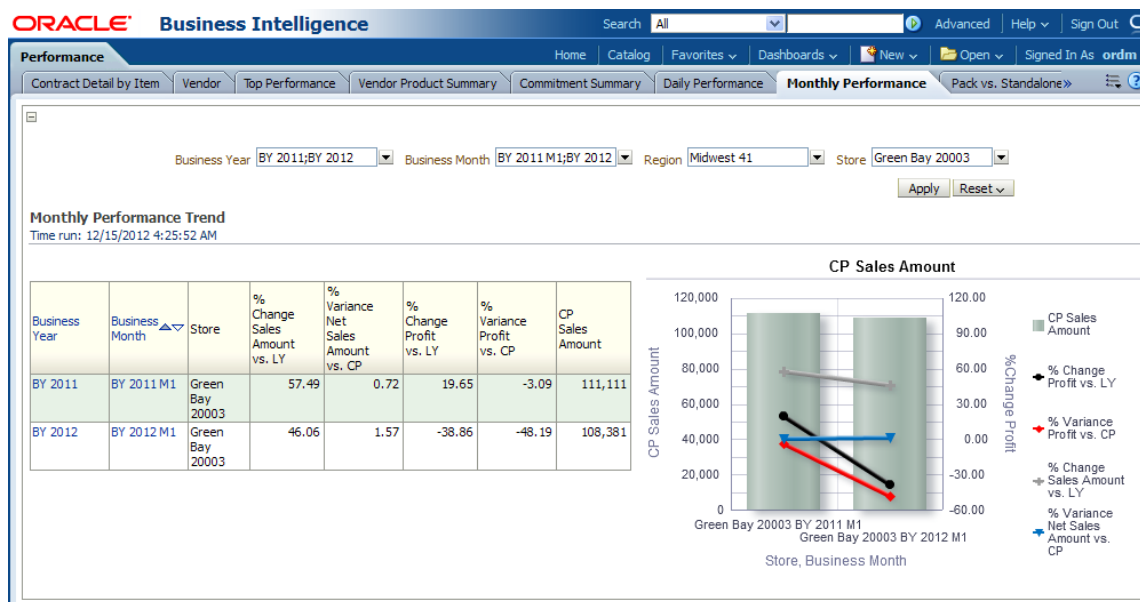
Monthly Performance

This report, as shown in Figure 12–72 provides monthly store performance information based on transaction sales and profit measures compared to last year and plan.

Report dimensions are:

- Business Time
- Organization

Figure 12–72 Monthly Performance Trend Report



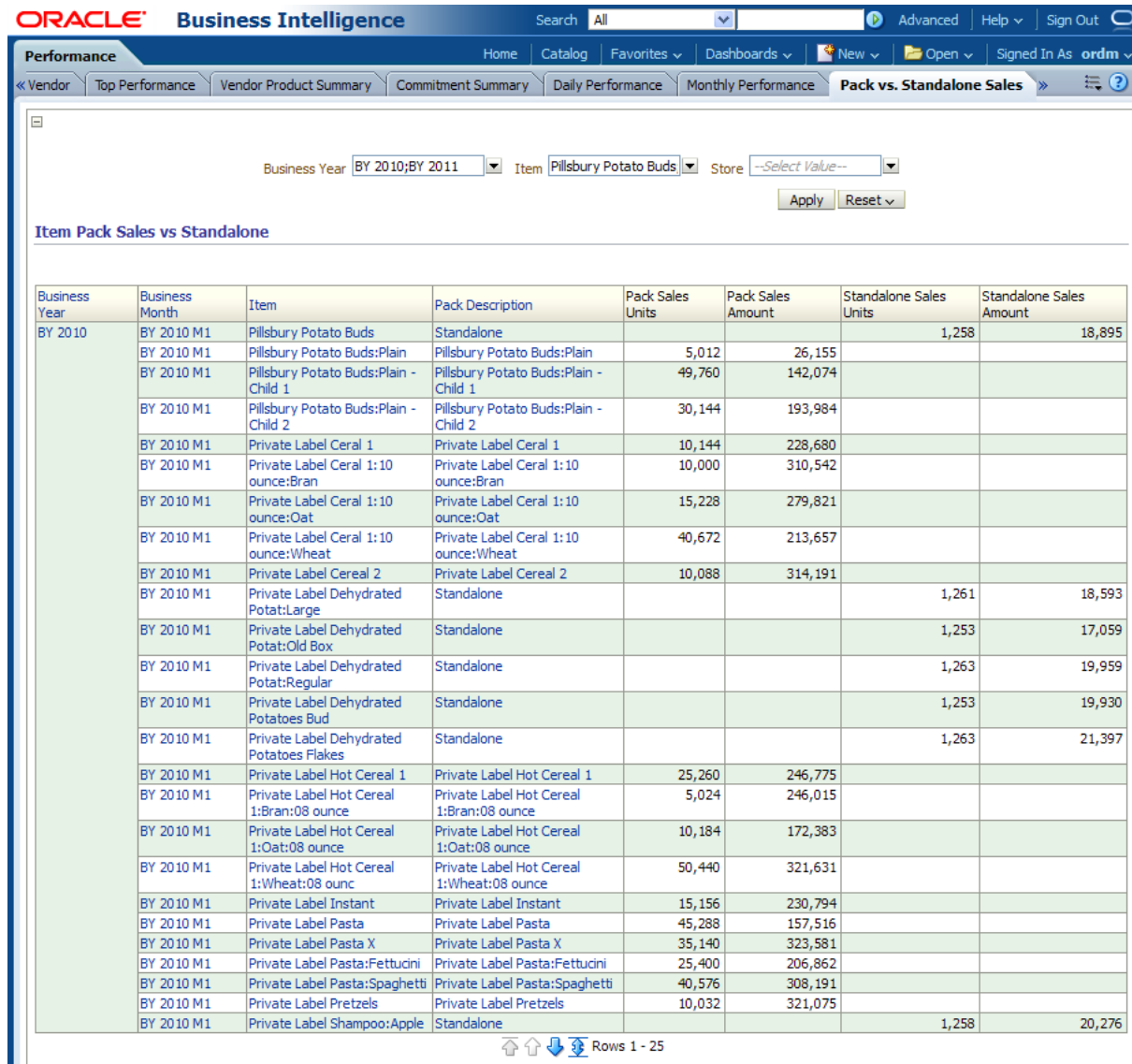
Pack Compared to Standalone Sales

This report, as shown in [Figure 12–73](#) compares and provides the yearly sales information of packed items with standalone items.

Report dimensions are:

- Business Time
- Product

Figure 12–73 Pack Compared to Standalone Sales



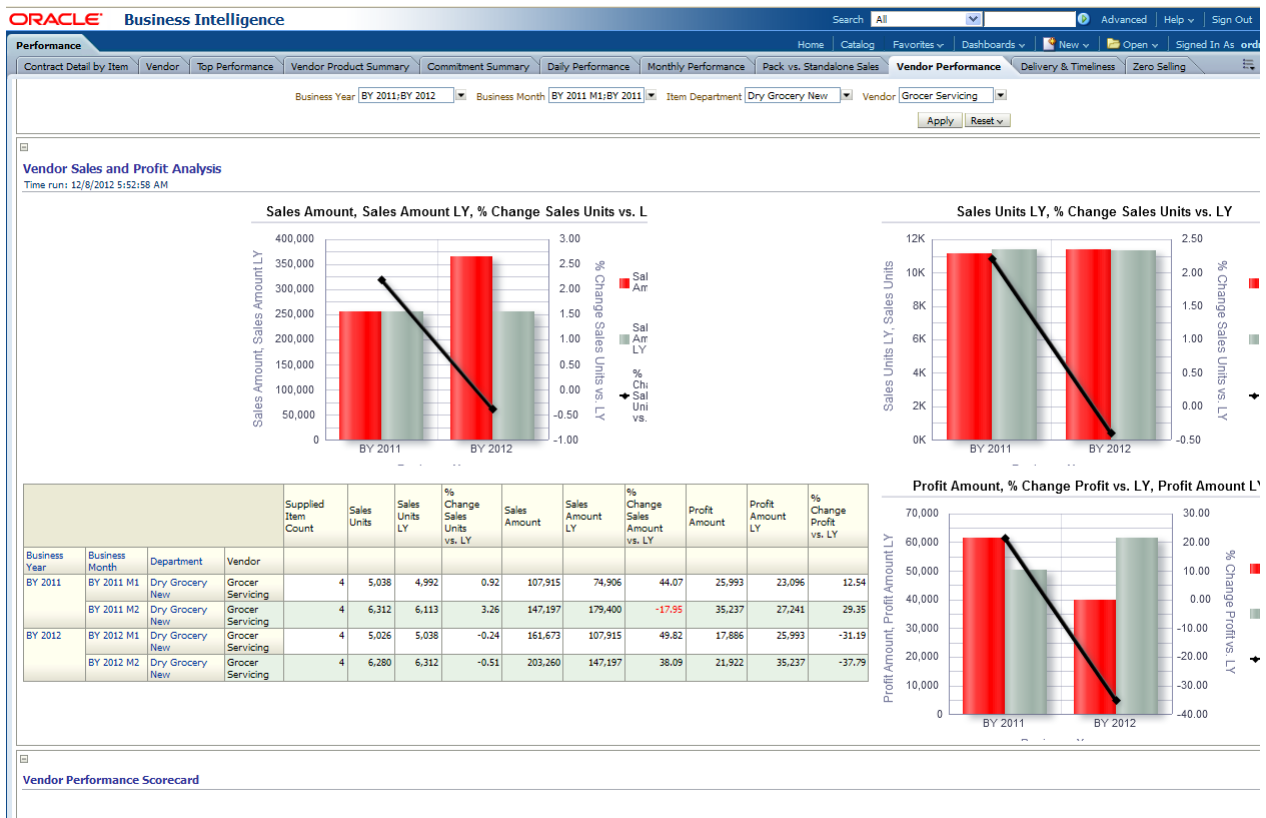
Vendor Performance

This report, as shown in Figure 12–74 compares and provides the yearly sales information of packed items with standalone items. This report provides the yearly, monthly "Vendor's performance" information for each vendor and item.

Report dimensions are:

- Business Time
- Product

Figure 12-74 Vender Performance Report



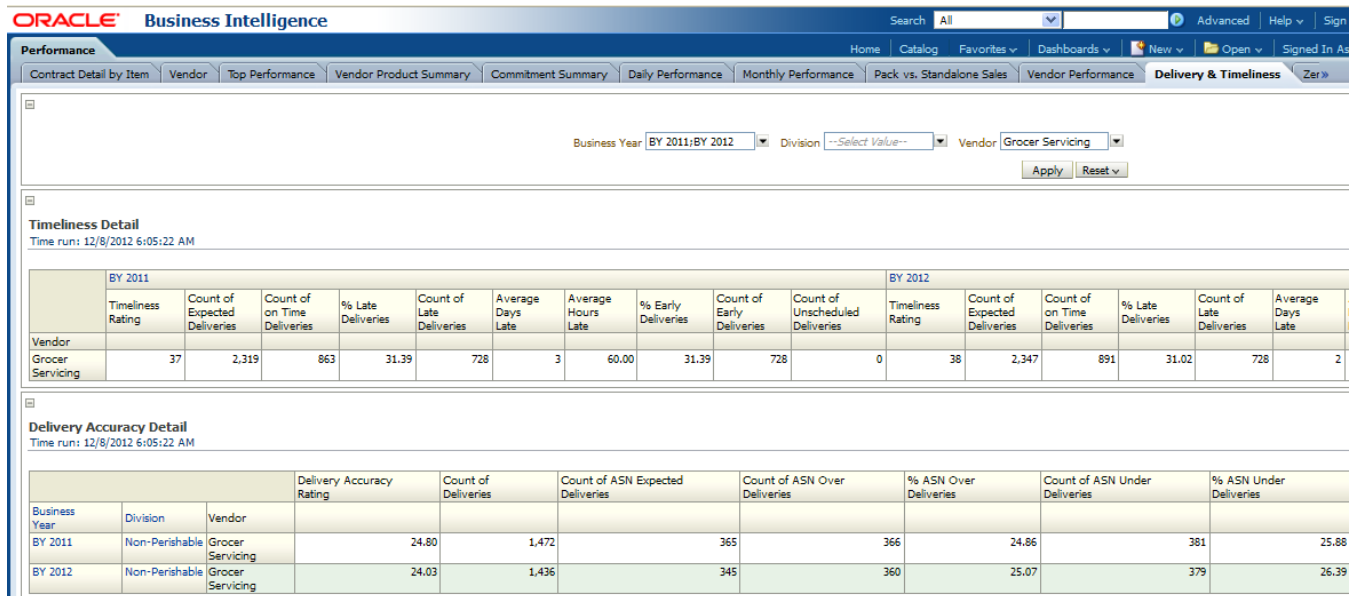
Delivery and Timeliness

This report as shown in Figure 12-75, provides the timeliness details for each product division vendor.

Report dimensions are:

- Business Time
- Vendor

Figure 12–75 Delivery and Timeliness Report



Zero Selling

This report as shown in [Figure 12–76](#) provides the timeliness details for each product division vendor.

Report dimensions are:

- Business Time
- Vendor

Figure 12–76 Zero Selling Report

Business Year	Business Month	Store Name	Item
BY 2011	BY 2011 M1	Green Bay 20003	Brand X Pretzel Sticks
			Private Label Dehydrated Potat:Old Box
		Private Label Shampoo:Apple	
	Green Bay 20003 - II	Private Label Dehydrated Potat:Large	
		Private Label Pretzels	
		Private Label Shampo	
BY 2011	BY 2011 M2	Green Bay 20003	Brand X Pretzel Sticks
			Private Label Dehydrated Potat:Old Box
		Private Label Shampoo:Apple	
	Green Bay 20003 - II	Private Label Dehydrated Potat:Large	
		Private Label Pretzels	
		Private Label Shampo	
BY 2012	BY 2012 M1	Green Bay 20003	Brand X Pretzel Sticks
			Private Label Dehydrated Potat:Old Box
		Private Label Shampoo:Apple	
	Green Bay 20003 - II	Private Label Dehydrated Potat:Large	
		Private Label Pretzels	
		Private Label Shampo	
BY 2012	BY 2012 M2	Green Bay 20003	Brand X Pretzel Sticks
			Private Label Dehydrated Potat:Old Box
		Private Label Shampoo:Apple	
	Green Bay 20003 - II	Private Label Dehydrated Potat:Large	
		Private Label Pretzels	
		Private Label Shampo	

Sales Analysis

The sales analysis area includes the following reports: [Product Sales & Return](#), [Item Profit](#), [Net Cost](#), [Net Profit](#), [Department Sales](#), [Vendor Sales](#), [Spatial Sales](#), and [Markdown](#).

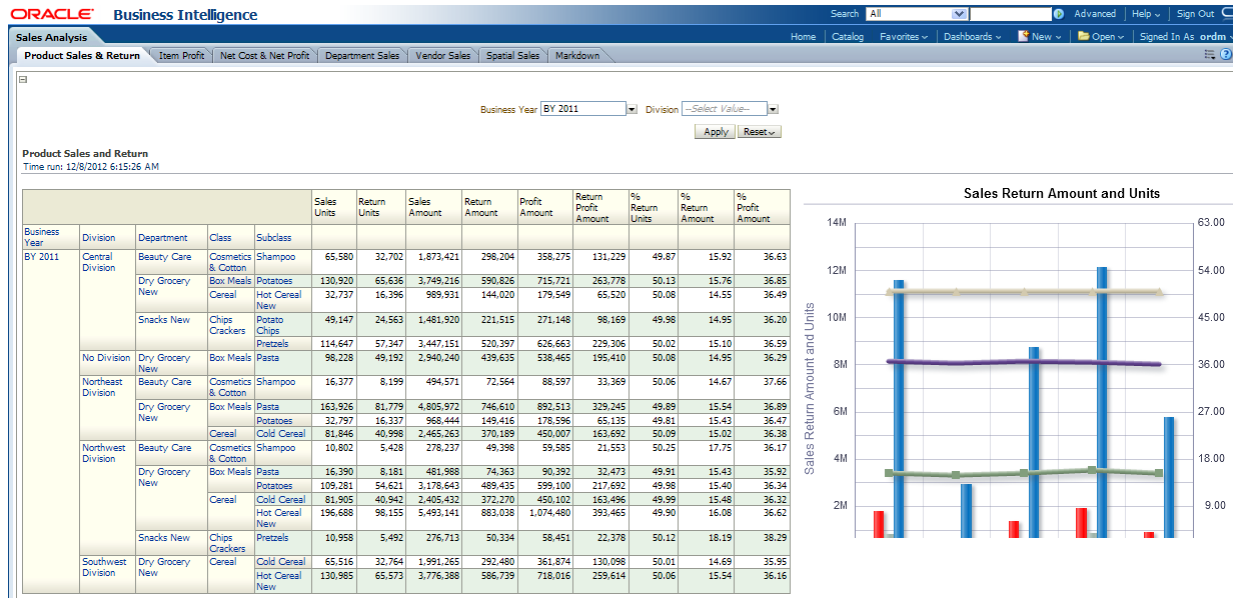
Product Sales & Return

This report, as shown in [Figure 12–77](#) provides sales, return and profit by product.

Report dimensions are:

- Business Time
- Product

Figure 12-77 Sales Analysis Product Sales and Return Report



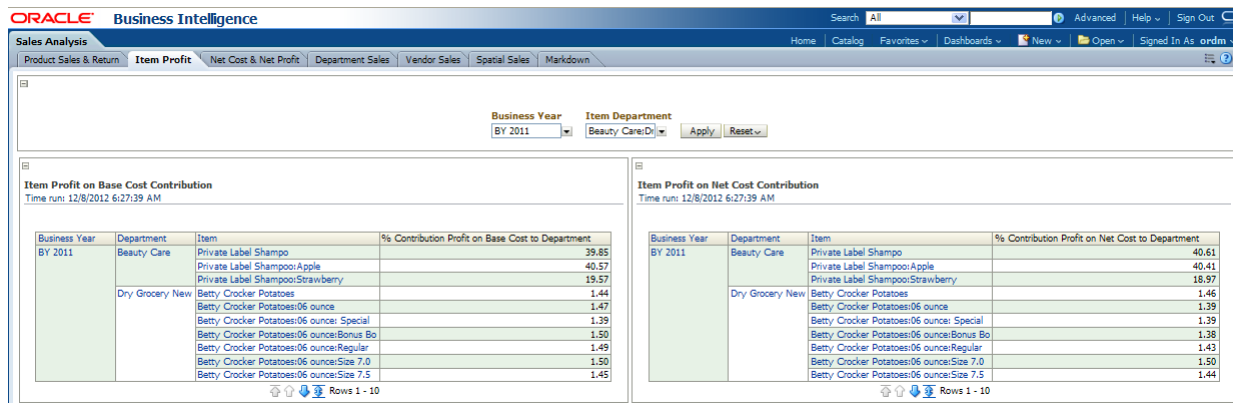
Item Profit

This report, as shown in Figure 12-78 provides the item profit of net cost contribution and base cost contribution.

Report dimensions are:

- Business Time
- Product

Figure 12-78 Sales Analysis Item, Profit Base Cost Contribution and net Cost Contribution Report



Net Cost, Net Profit

This report, as shown in Figure 12-79 provides yearly, monthly net sales and profit details for each vendor, item.

Report dimensions are:

- Business Time
- Organization

- Product
- Vendor

Figure 12–79 Sales Analysis Net Cost and Net Profit Report

ORACLE Business Intelligence Search All Advanced Help Sign Out

Sales Analysis Home Catalog Favorites Dashboards New Open Signed In As ord

Product Sales & Return Item Profit **Net Cost & Net Profit** Department Sales Vendor Sales Spatial Sales Markdown

Business Year: BY 2011 Business Month: --Select Value-- Region: --Select Value-- Store: --Select Value-- Vendor: --Select Value-- Apply Reset

Net Cost Detail
Time run: 12/8/2012 6:32:04 AM

Vendor Name	Item	Store Name	Business Year	Business Month	Base Cost	% Change Base Cost vs. LM	Net Cost	% Change in Net Cost vs. LM	Net Net Cost	% Change in Net Net Cost vs. LM	Dead Net Cost	% Change in Dead Net Cost vs. LM
AVO Distribution	Betty Crocker Potatoes:06 ounce:Size 7.5	Newark 14205	BY 2011	BY 2011 M1	11,744	4.61	10,824	0.18	10,863	0.95	11,132	0.25
				BY 2011 M2	10,542	-7.64	11,606	-2.67	11,512	5.93	11,217	9.74
				BY 2011 M3	10,245	-14.54	11,972	0.02	10,677	-8.91	10,387	-7.20
				BY 2011 M4	11,885	17.07	10,652	-6.53	11,579	5.13	11,660	15.51
				BY 2011 M5	11,945	0.58	11,097	9.69	10,772	-2.97	11,271	-2.54
				BY 2011 M6	11,787	-0.52	10,435	-7.95	10,342	-10.73	10,595	2.21
				BY 2011 M7	10,012	-13.23	11,928	-0.08	10,333	-1.31	10,014	-5.24
				BY 2011 M8	11,918	13.60	11,285	8.12	11,311	-2.07	11,688	16.29
				BY 2011 M9	11,438	3.70	10,299	2.89	10,278	-9.70	10,103	-11.83
				BY 2011 M10	10,068	-4.53	11,433	7.70	11,999	8.14	11,703	3.47
				BY 2011 M11	11,199	4.01	11,459	5.74	11,718	0.27	10,944	6.30
				BY 2011 M12	10,851	8.10	11,690	11.60	11,987	15.33	10,093	-6.39
Wheat	Minn 101001	BY 2011	BY 2011 M1	10,713	-8.76	11,070	-7.61	11,922	17.40	10,011	-1.73	
			BY 2011 M2	10,449	-7.72	11,445	0.56	10,896	8.85	10,664	-1.50	
			BY 2011 M3	11,094	5.95	11,295	6.61	11,390	8.16	11,472	12.47	
			BY 2011 M4	10,647	5.35	10,712	1.09	11,286	-3.70	10,020	-7.87	
			BY 2011 M5	11,965	2.62	11,050	6.30	10,955	4.02	10,995	-2.31	
			BY 2011 M6	11,553	3.94	11,915	5.44	10,653	-6.59	10,290	-4.74	
			BY 2011 M7	10,185	-9.21	11,029	6.08	11,182	-0.40	10,261	-12.40	
			BY 2011 M8	11,464	-2.74	10,476	1.55	11,857	3.28	10,512	-6.63	
			BY 2011 M9	11,062	2.44	10,036	-0.28	11,763	2.89	11,608	15.48	
			BY 2011 M10	11,281	5.19	10,050	-5.31	10,225	-6.49	11,343	1.16	
			BY 2011 M11	11,441	2.00	10,916	3.58	10,655	-10.96	10,560	-7.15	
			BY 2011 M12	11,900	13.05	10,454	-1.91	11,141	-5.61	10,925	7.87	
Acme distributors	Brand X Hot Cereal	San Francisco 15205	BY 2011	BY 2011 M1	10,074	-1.52	10,240	-10.10	11,765	7.88	10,037	-12.77

Rows 1 - 25

Net Profit Detail
Time run: 12/8/2012 6:32:04 AM

Vendor Name	Item	Store Name	Business Year	Business Month	Profit on Base Cost	% Change in Base Profit vs. LM	Profit on Net Cost	% Change in Net Profit vs. LM	Profit on Net Net Cost	% Change in Net Net Profit vs. LM	Profit on Dead Net Cost	% Change in Dead Net Profit vs. LM
AVO Distribution	Betty Crocker Potatoes:06 ounce:Size 7.5	Newark 14205	BY 2011	BY 2011 M1	9,071	0.40	9,423	-4.34	9,036	-5.14	9,235	-0.01
				BY 2011 M2	9,640	-2.56	9,089	-3.16	9,310	-1.24	9,399	-0.03
				BY 2011 M3	9,646	5.85	9,850	-0.58	9,799	5.84	9,655	-0.02
				BY 2011 M4	9,685	6.67	9,952	2.83	9,465	-4.84	9,170	-0.02

Department Sales

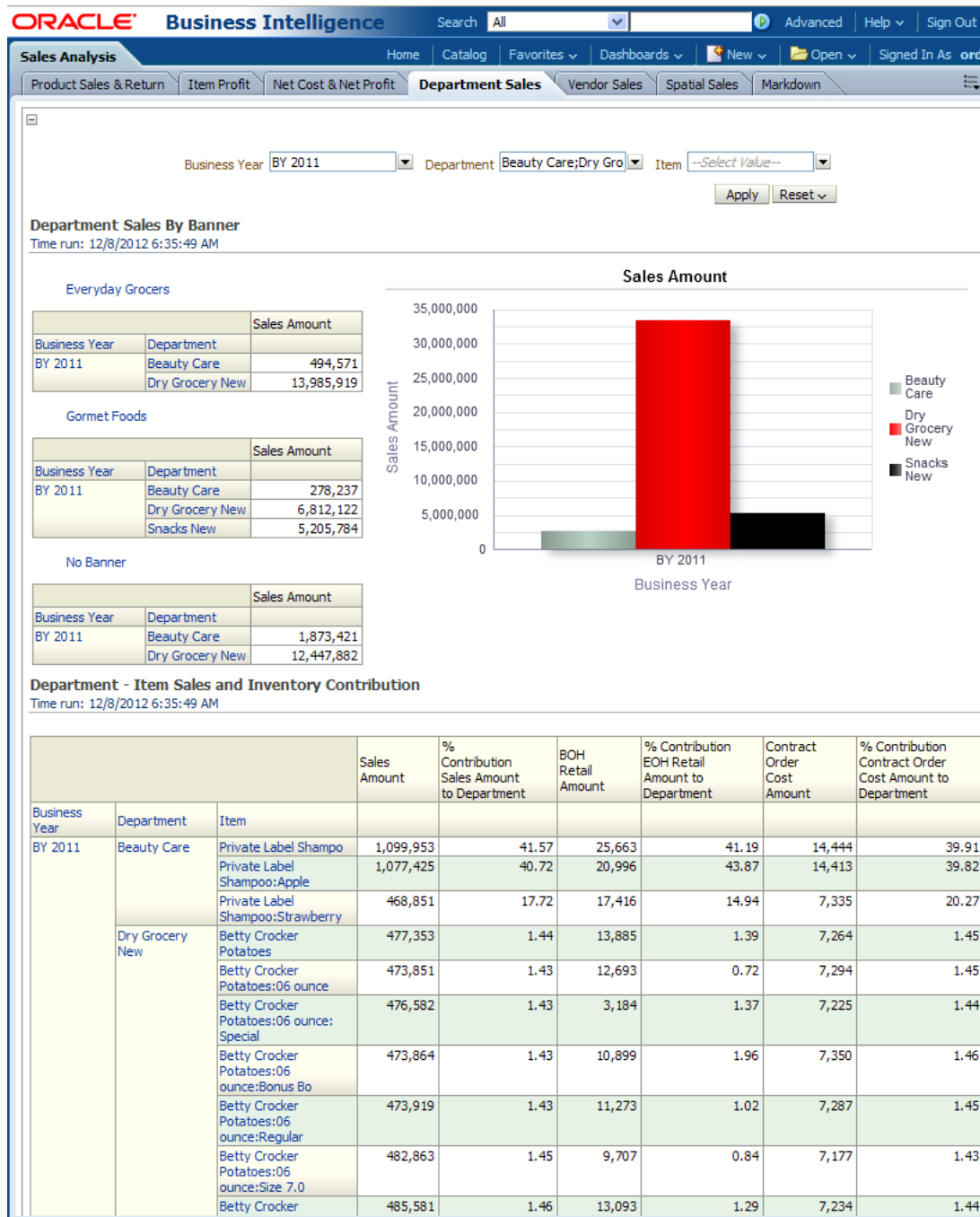
This report, as shown in Figure 12–80 provides sales value organized by department and banner. This report allows analysis of banner sales by department.

Report dimensions are:

- Business Time

- Product

Figure 12–80 Sales Analysis Department Sales Report



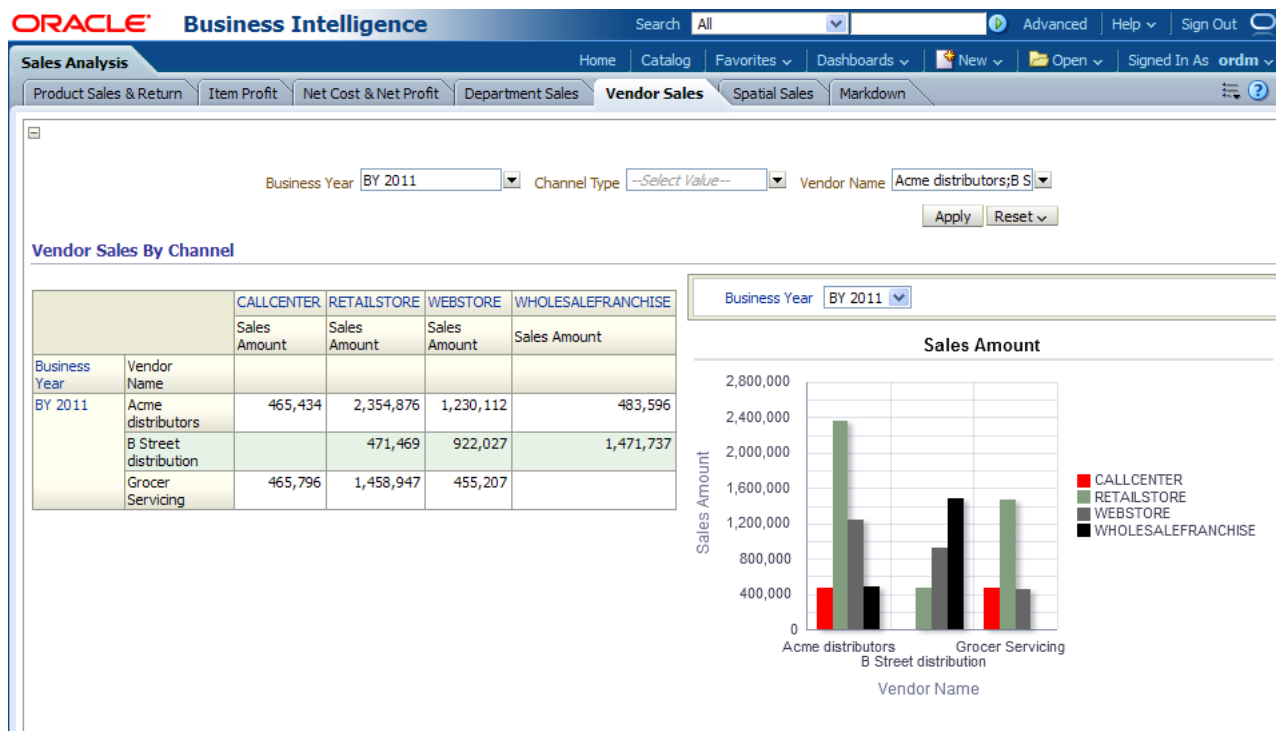
Vendor Sales

This report, as shown in Figure 12–81 provides the sales value by different channel like distribution and selling.

Report dimensions are:

- Business Time
- Product

Figure 12–81 Sales Analysis Vendor Sales Report



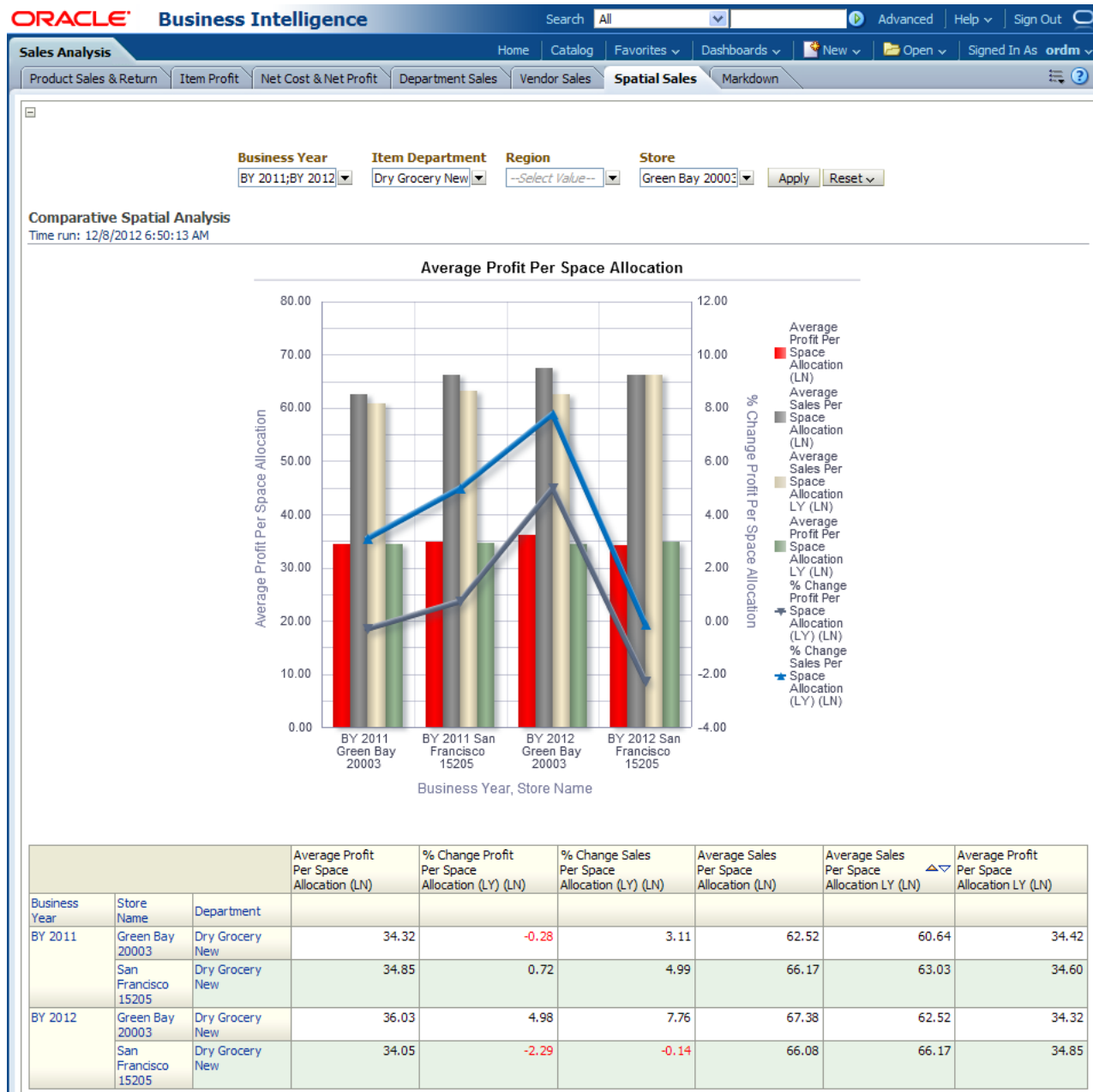
Spatial Sales

This report, as shown in [Figure 12–82](#) provides the sales value by different channel like distribution and selling.

Report dimensions are:

- Business Time
- Product

Figure 12–82 Sales Analysis Spatial Sales Report



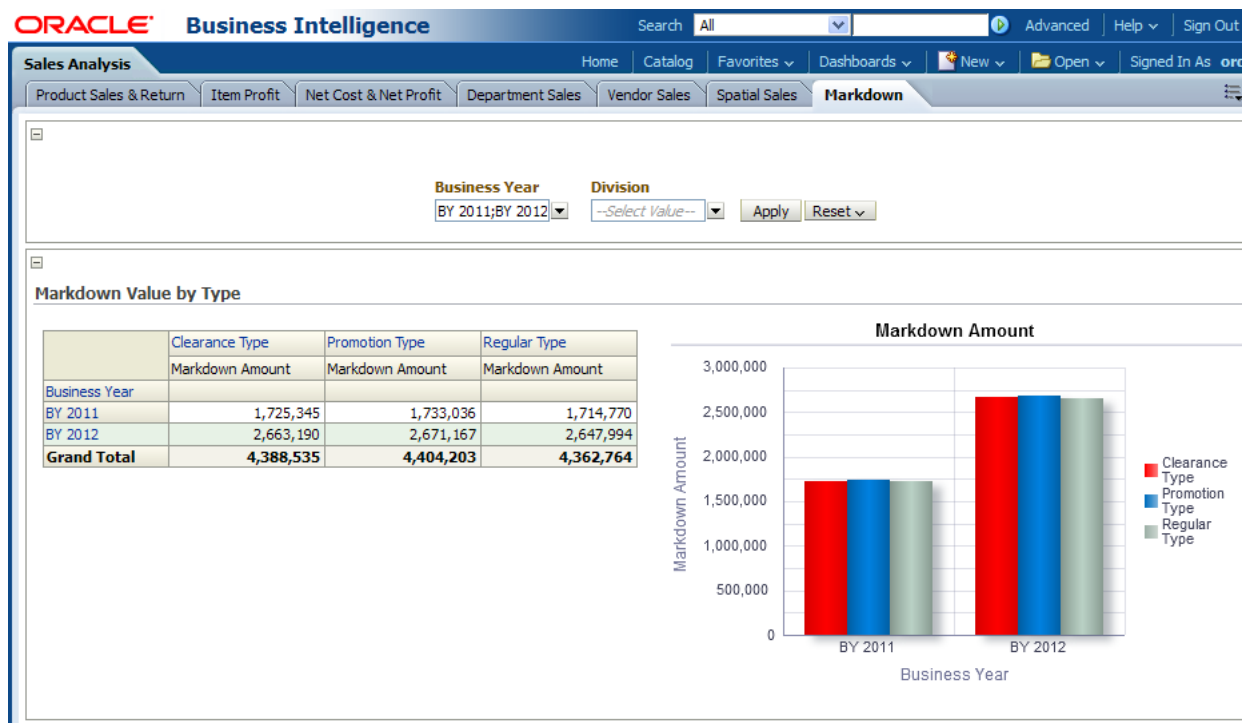
Markdown

This report, as shown in Figure 12–83 provides the sales value by different channel like distribution and selling.

Report dimensions are:

- Business Time
- Product

Figure 12–83 Sales Analysis Markdown Report



Scorecard

The scorecard area includes the following reports: [Sales Scorecard](#), [Store Sales Scorecard](#), [Vendor Scorecard](#), and [Markdown Scorecard](#).

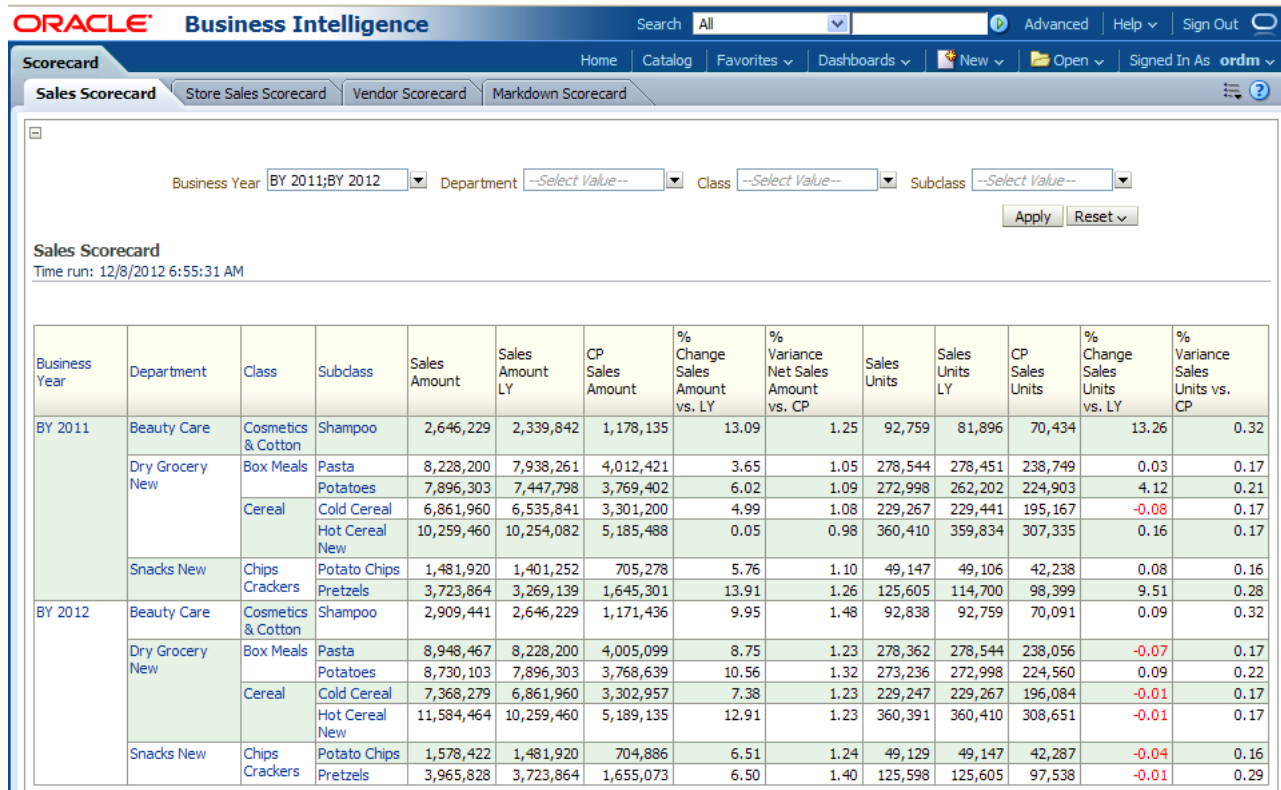
Sales Scorecard

This report, as shown in [Figure 12–84](#) provides (by store) department sales transaction sales units.

Report dimensions are:

- Business Time
- Product
- Organization

Figure 12–84 Scorecard Sales Scorecard Report



Store Sales Scorecard

This report, as shown in Figure 12–85 provides (by store) department sales quantity, value and variance information compared to last year.

Report dimensions are:

- Business Time
- Product
- Organization

Figure 12–85 Scorecard Store Sales Scorecard Report

ORACLE Business Intelligence

Search All Advanced Help Sign Out

Scorecard Home Catalog Favorites Dashboards New Open Signed In As ordm

Sales Scorecard **Store Sales Scorecard** Vendor Scorecard Markdown Scorecard

Business Year: BY 2011;BY 2012 Region: --Select Value-- Department: --Select Value-- Store: Hartford 14207;L Apply Reset

Store Sales Scorecard
Time run: 12/8/2012 7:12:01 AM

Store	Department	Business Year	Sales Amount	Sales Amount LY	% Change Sales Amount vs. LY	Profit Amount	Profit Amount LY	% Change Profit vs. LY
Hartford 14207	Dry Grocery New	BY 2011	2,940,240	2,800,257	5.00	538,465	452,417	19.02
		BY 2012	3,153,422	2,940,240	7.25	361,053	538,465	-32.95
Los Angeles 15201	Dry Grocery New	BY 2011	2,983,490	2,803,183	6.43	541,165	470,349	15.06
		BY 2012	3,154,143	2,983,490	5.72	339,588	541,165	-37.25
Minn 101001	Dry Grocery New	BY 2011	989,931	933,026	6.10	179,549	157,768	13.81
		BY 2012	1,052,520	989,931	6.32	114,143	179,549	-36.43
	Snacks New	BY 2011	1,971,409	1,868,220	5.52	358,209	311,783	14.89
		BY 2012	2,107,103	1,971,409	6.88	227,052	358,209	-36.61
Minn 102002	Snacks New	BY 2011	2,957,662	2,800,511	5.61	539,602	458,572	17.67
		BY 2012	3,158,551	2,957,662	6.79	350,321	539,602	-35.08
Minn 14101	Beauty Care	BY 2011	933,101	935,214	-0.23	180,153	146,504	22.97
		BY 2012	1,050,129	933,101	12.54	120,448	180,153	-33.14
	Dry Grocery New	BY 2011	1,862,992	1,860,487	0.13	358,639	301,185	19.08
		BY 2012	2,109,172	1,862,992	13.21	240,579	358,639	-32.92

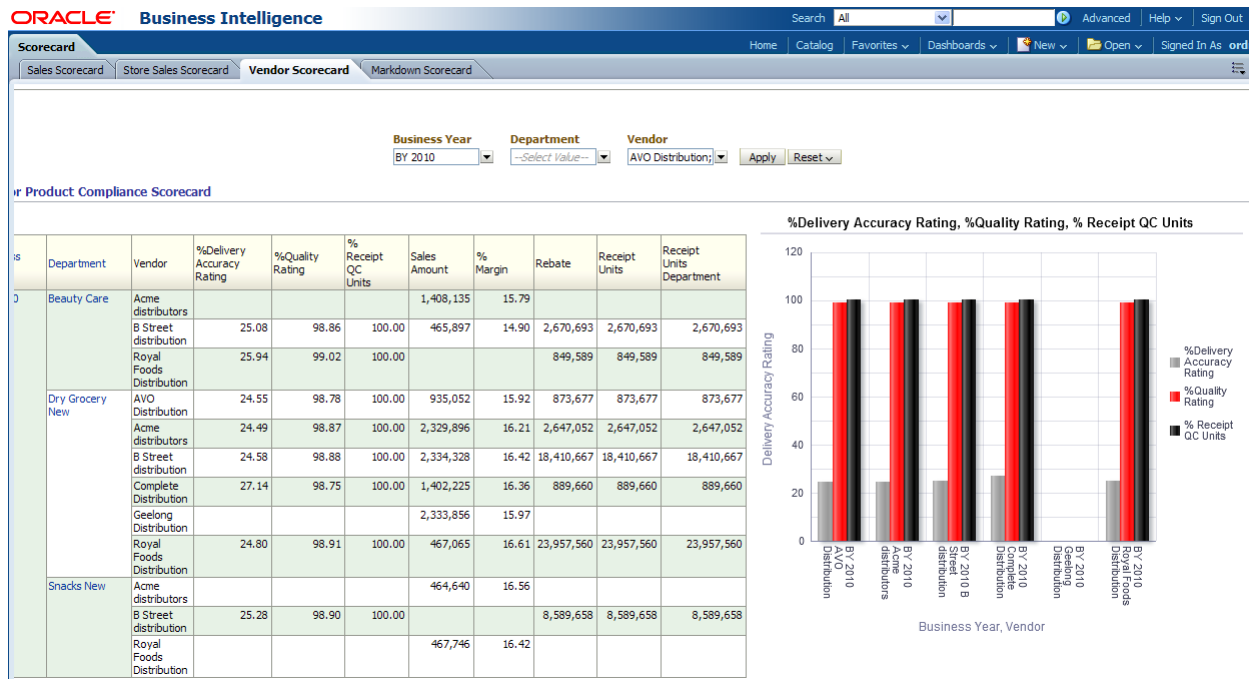
Vendor Scorecard

This report, as shown in Figure 12–86 provides (by vendor) department quality rating, sales value, margin and rebate.

Report dimensions are:

- Business Time
- Product
- Vendor

Figure 12–86 Scorecard Vendor Scorecard Report



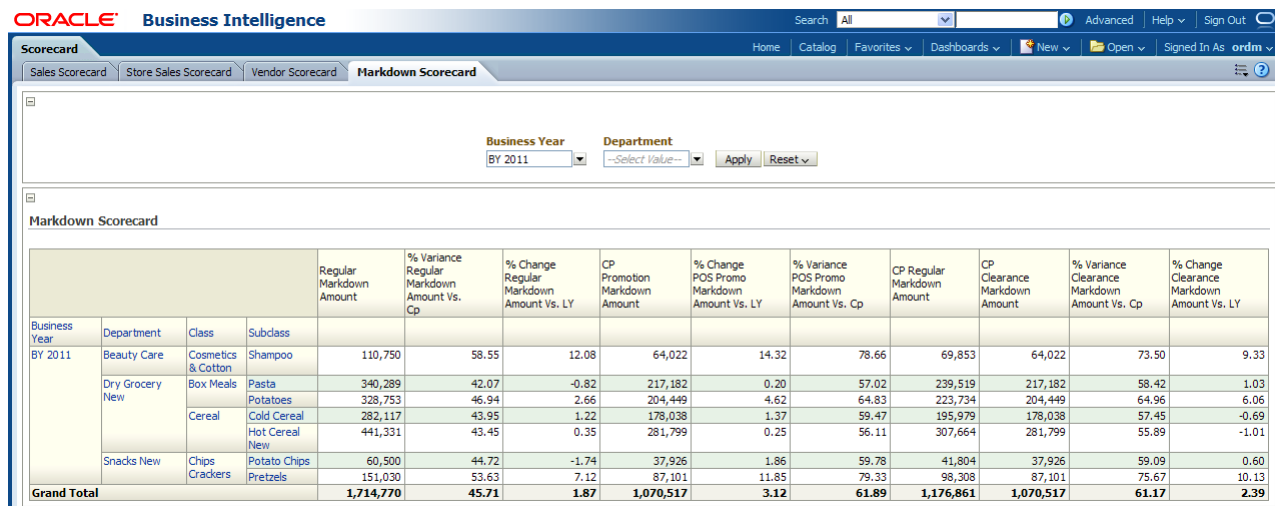
Markdown Scorecard

This report, as shown in Figure 12–87 provides (by vendor) department quality rating, sales value, margin and rebate.

Report dimensions are:

- Business Time
- Product
- Vendor

Figure 12–87 Scorecard Markdown Scorecard Report



Stock Movement

The stock movement area includes the following reports: [Receipts](#), [Stock Ledger](#), and [Inventory Actual Comparison by Week](#).

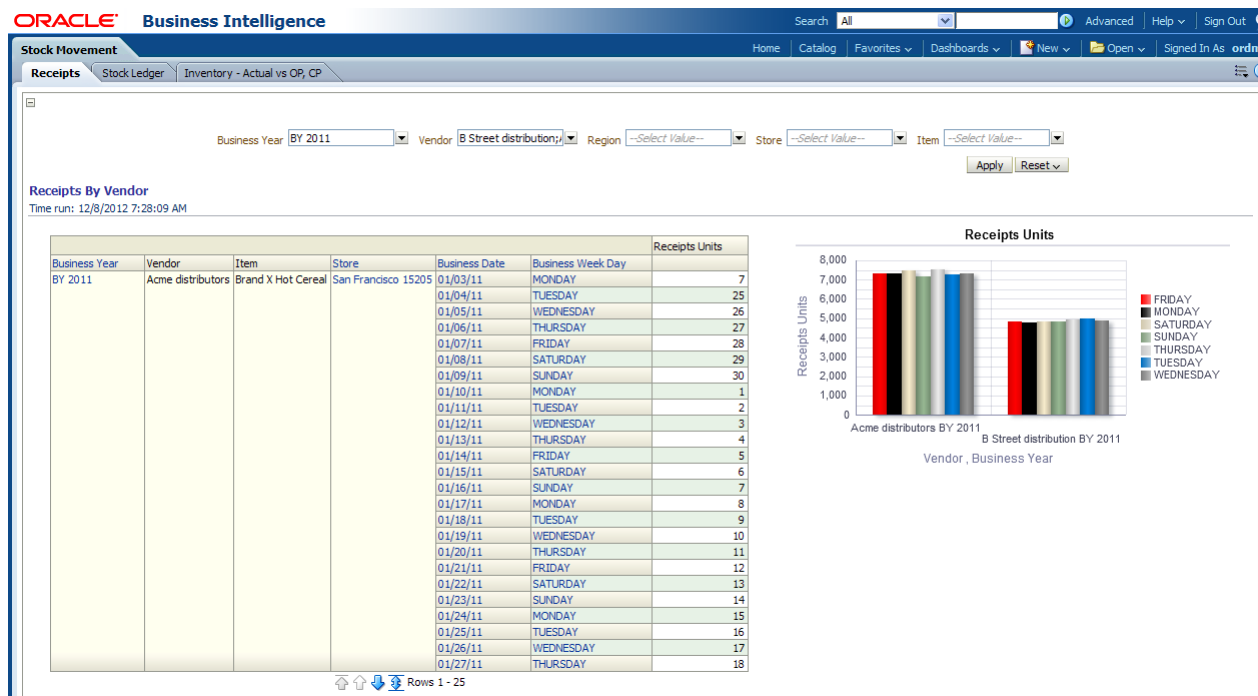
Receipts

This report, as shown in [Figure 12–88](#) provides "receipts by vendor" information such as items, stores, business date, business week day and receipt units listed by business year for a vendor.

Report dimensions are:

- Business Time
- Vendor
- Organization

Figure 12–88 Stock Movement Receipts Report



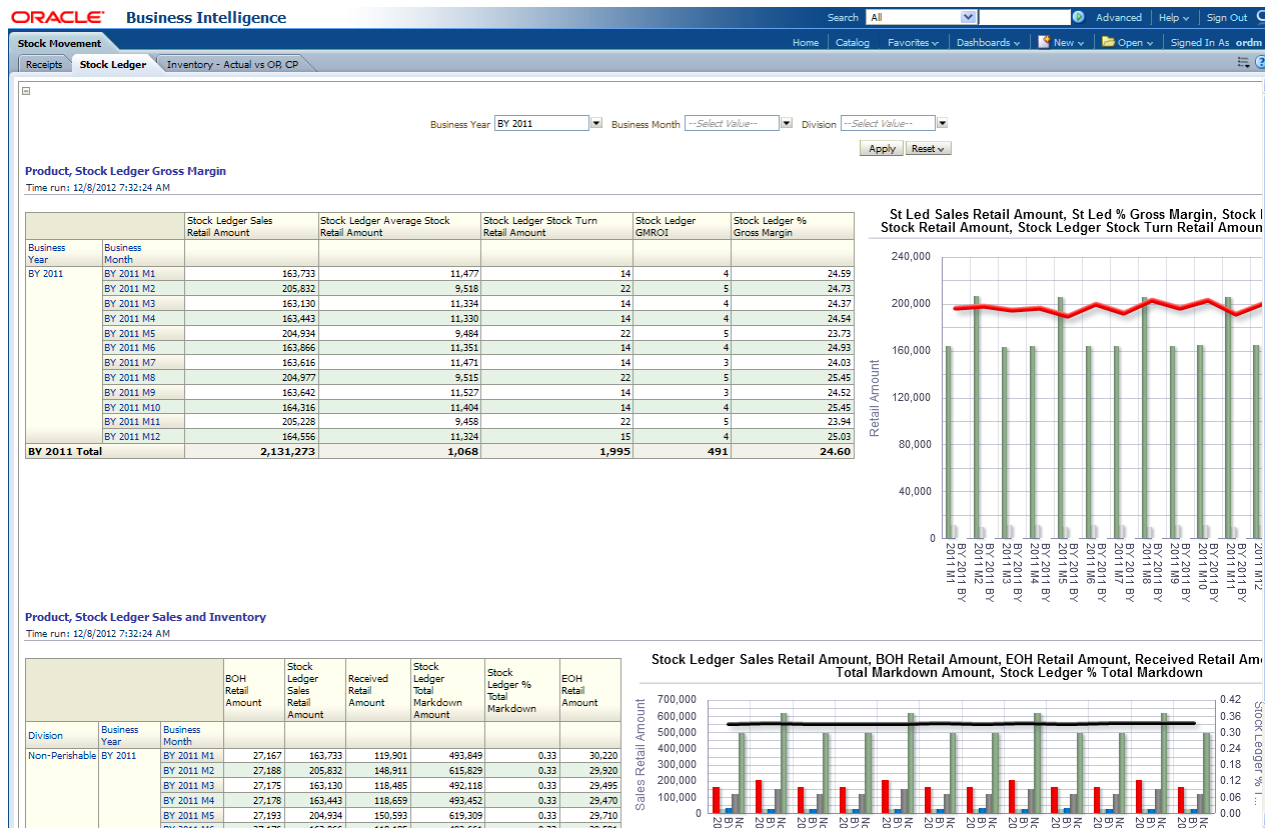
Stock Ledger

This report, as shown in [Figure 12–89](#) provides "Product, Stock Ledger Gross Margin" and Product, Stock Ledger Sales and Inventory information.

Report dimensions are:

- Business Time
- Organization

Figure 12–89 Stock Movement Stock Ledger Report



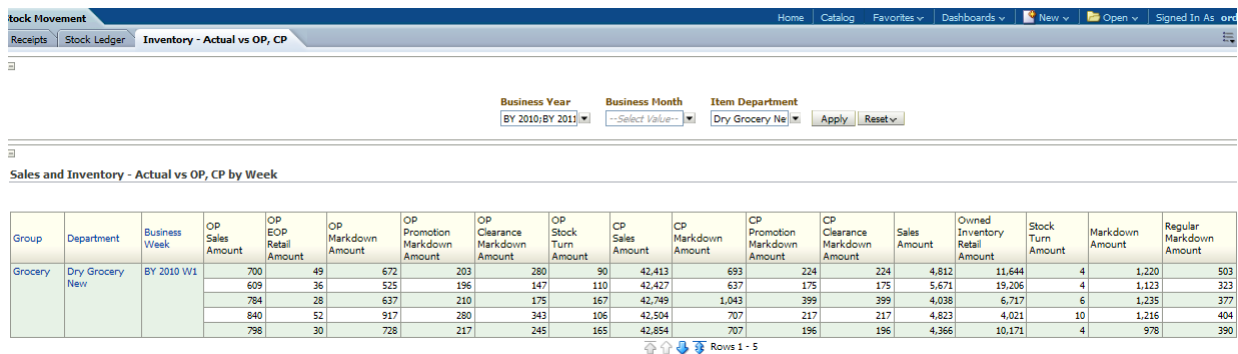
Inventory Actual Comparison by Week

This report, as shown in Figure 12–90 provides the organization, inventory movement details.

Report dimensions are:

- Business Time
- Organization

Figure 12–90 Stock Movement Inventory Report



Oracle Retail Data Model Sample Reports Continued

This chapter provides additional Oracle Retail Data Model sample reports.

This chapter includes the following sections:

- [Workforce Reports](#)
- [Point of Service Reports](#)
- [Loss Prevention Reports](#)
- [Inventory Reports](#)
- [Order Management Reports](#)
- [Store Operation Reports](#)

Workforce Reports

Workforce includes the following areas:

- [Performance](#)
- [Ranking](#)
- [Transactions](#)
- [Employee Analysis](#)

Performance

Ranking includes the [Salesperson Performance](#), [Salesperson Ranking](#), [Salesperson Profit](#), and [Cashier](#).

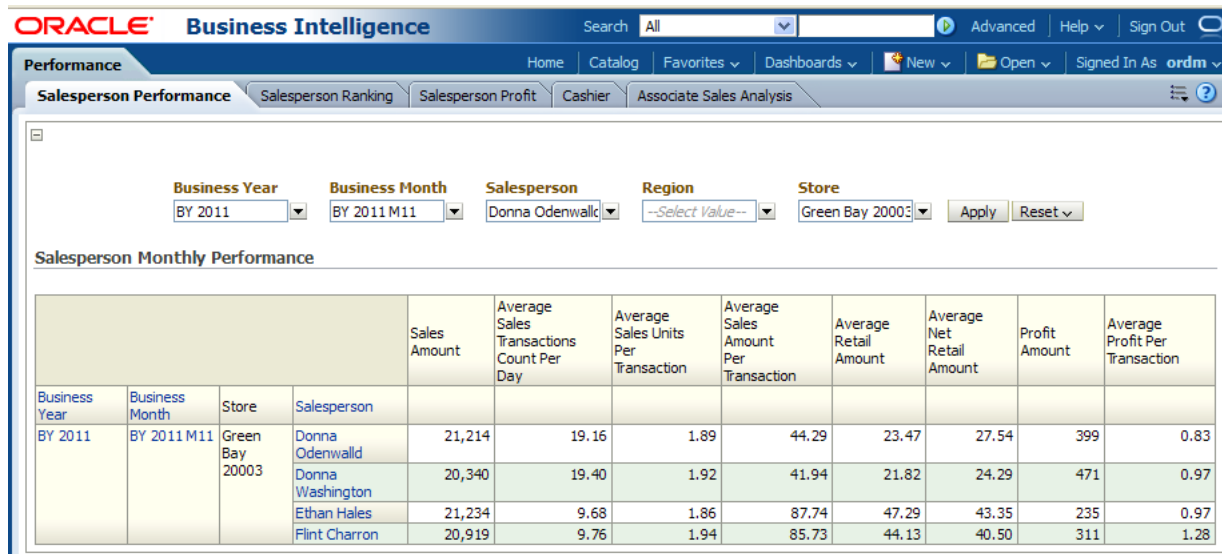
Salesperson Performance

This report, as shown in [Figure 13-1](#) provides monthly performance of sales person using sales measures. The report is used to identify the most or least productive salesperson.

Report dimensions are:

- Business Time
- Organization
- Salesperson

Figure 13–1 Salesperson Monthly Performance Report



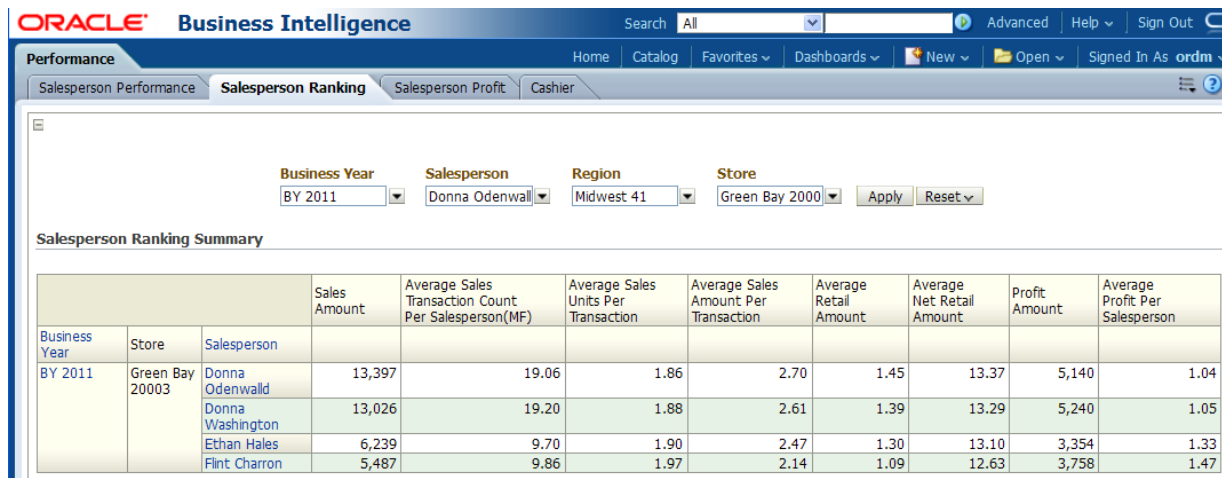
Salesperson Ranking

This report, as shown in Figure 13–2 provides salesperson ranking information based on the top sales value for each location. The report is used to identify the most or least productive salesperson in a particular location.

Report dimensions are:

- Business Time
- Organization
- Salesperson

Figure 13–2 Salesperson Ranking Report



Salesperson Profit

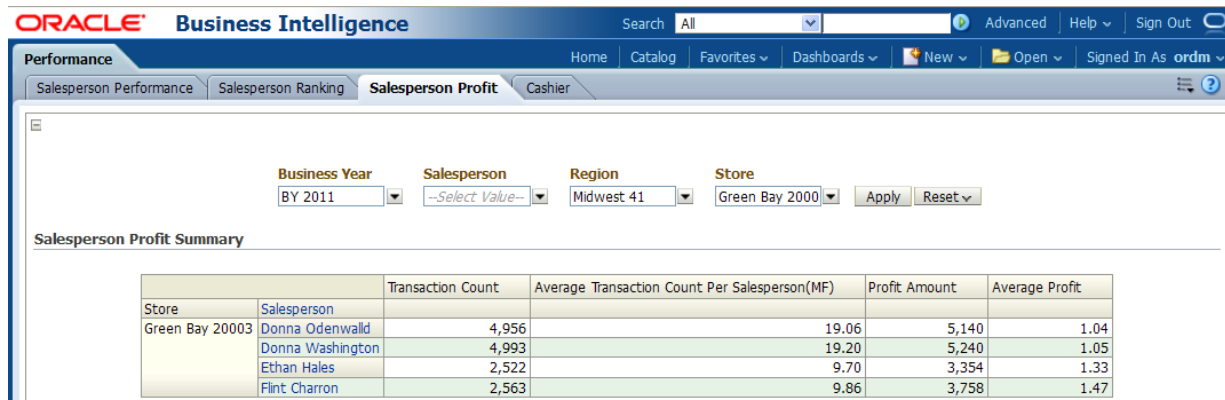
This report, as shown in Figure 13–3 provides salesperson productivity record, based on transaction and profit measures over time.

The report is used to identify the most or least profitable salesperson.

Report dimensions are:

- Business Time
- Organization
- Salesperson

Figure 13–3 Salesperson Profit Report



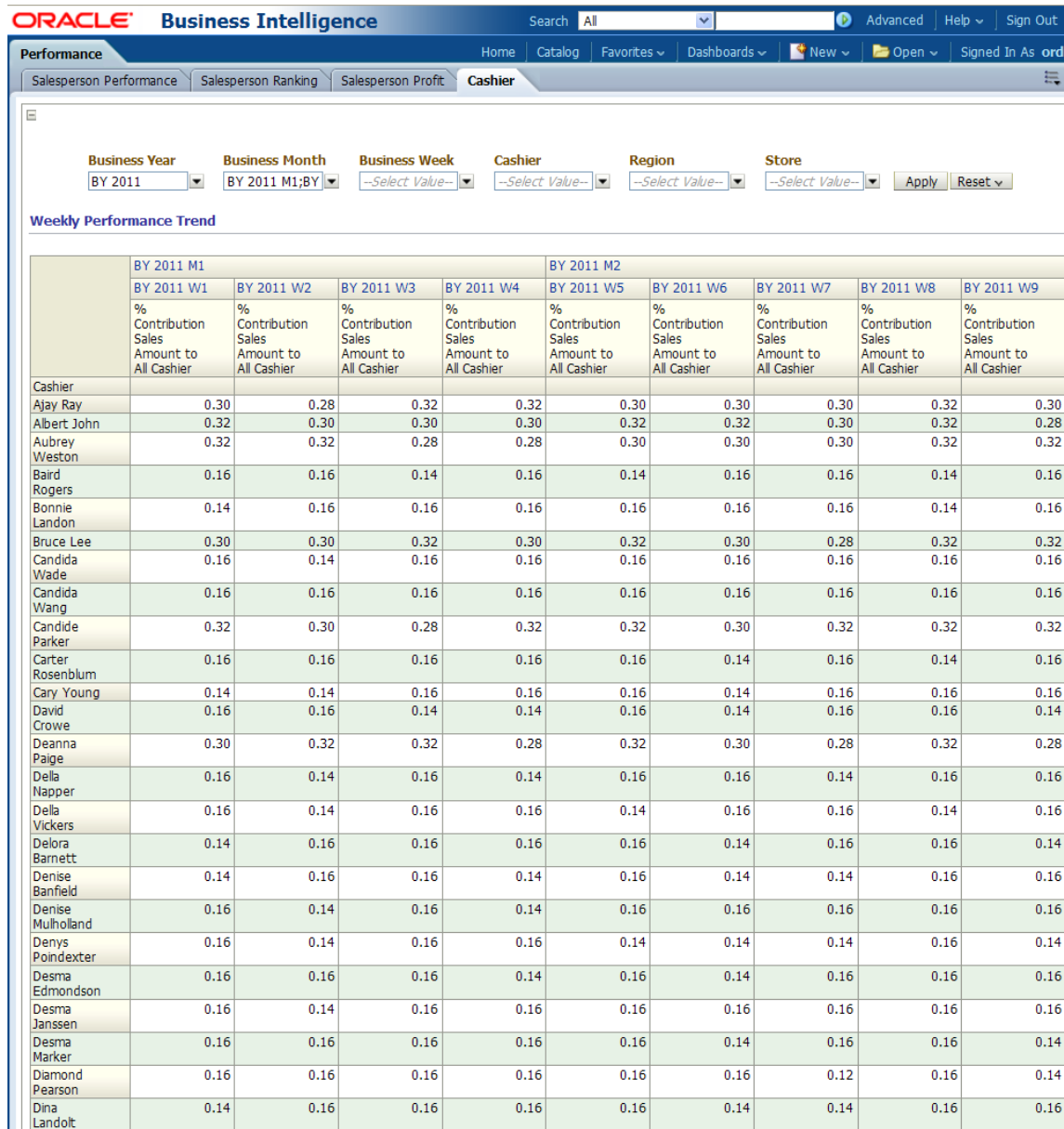
Cashier

This report, as shown in [Figure 13–4](#) provides contribution of cashiers to all cashiers. The report is used to identify the most or least productive cashiers.

Report dimensions are:

- Business Time
- Organization
- Cashier

Figure 13–4 Workforce Performance Cashier Report



Ranking

Ranking includes the [Cashier Ranking](#) and [Salesperson Ranking](#).

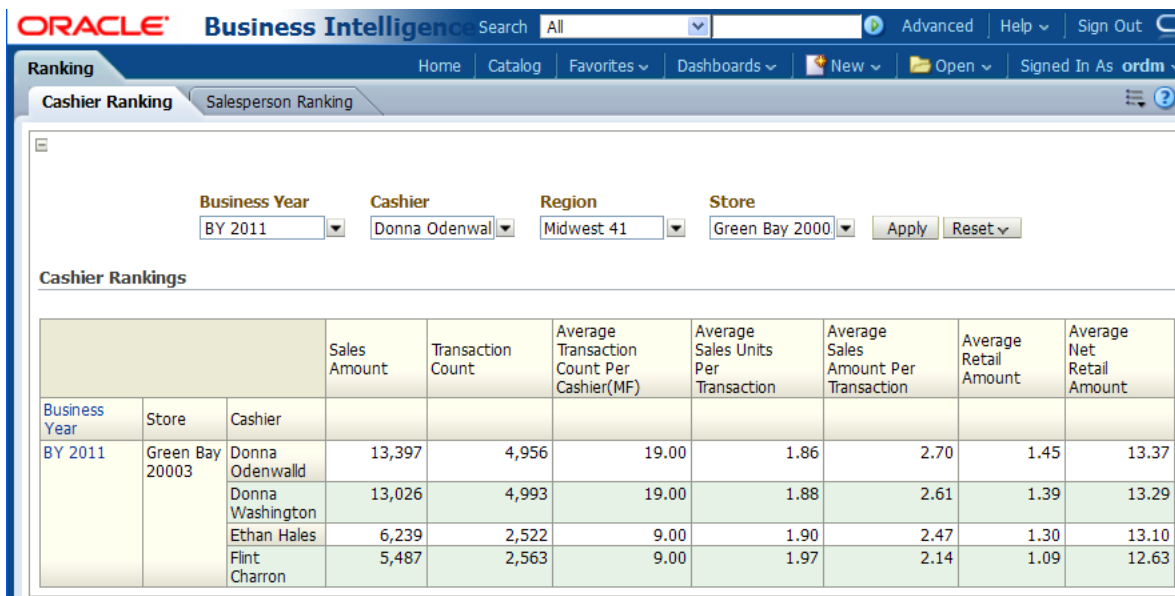
Cashier Ranking

This report, as shown in [Figure 13–5](#) provides cashier ranking information based on the top sales value for each location. The report is used to identify the most or least productive cashiers in a particular location.

Report dimensions are:

- Business Time
- Organization
- Cashier

Figure 13–5 Workforce Ranking Cashier Ranking Report



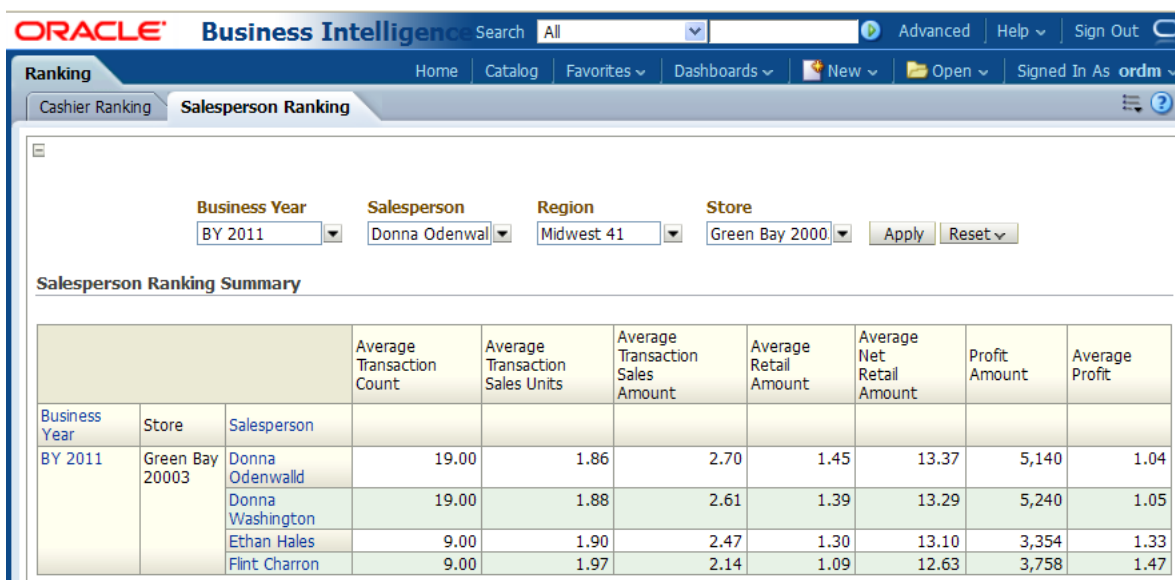
Salesperson Ranking

This report, as shown in Figure 13–6 provides salesperson ranking information based on the top sales value for each location. The report is used to identify the most or least productive cashiers in a particular location.

Report dimensions are:

- Business Time
- Organization
- Salesperson

Figure 13–6 Workforce Salesperson Ranking Report



Transactions

Transactions includes the [Employees Sales and Returns](#) and [Cashier Transaction Summary](#).

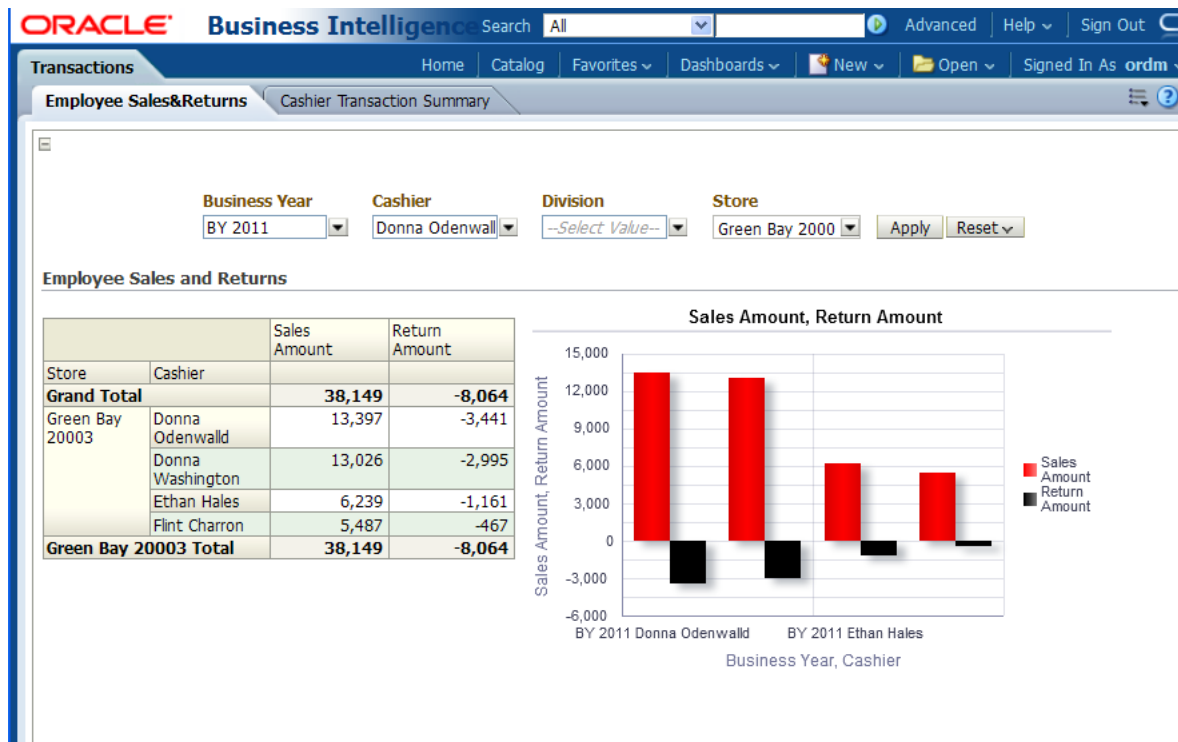
Employees Sales and Returns

This report, as shown in [Figure 13-7](#) provides sales and return measures by location and employee.

Report dimensions are:

- Business Time
- Organization
- Cashier

Figure 13-7 Employee Sales and Returns Report



Cashier Transaction Summary

This report, as shown in [Figure 13-8](#) provides cashier productivity information based on sales measures and transaction activity over time. The report is used to identify the most or least productive cashiers.

Report dimensions are:

- Business Time
- Organization
- Cashier

Figure 13–8 Cashier Transaction Summary Report

The screenshot shows the Oracle Business Intelligence interface for the 'Cashier Transaction Summary' report. The report is filtered for Business Year 2011, Cashier Donna Odenwal, and Store Green Bay 2000. The table displays the following data:

Store	Cashier	Transaction Count	Days Count Worked Cashier(MF)	Average Transaction Count Per Cashier(MF)	Average Transaction Sales Units	Average Transaction Sales Amount	Average Retail Amount	Average Net Retail Amount
Green Bay 20003	Donna Odenwald	4,956	260	19.00	1.86	2.70	1.45	13.37
	Donna Washington	4,993	260	19.00	1.88	2.61	1.39	13.29
	Ethan Hales	2,522	260	9.00	1.90	2.47	1.30	13.10
	Flint Charron	2,563	260	9.00	1.97	2.14	1.09	12.63

Employee Analysis

Employee analysis includes the [Employee Basket DT Profile](#), [Employee Basket Factor Rank](#), [Employee Basket Prediction](#), [Employee Sales DT Profile](#), [Employee Sales Factor Rank](#), [Employee Sales Prediction](#) and [Employee Combination DT Profile](#) reports.

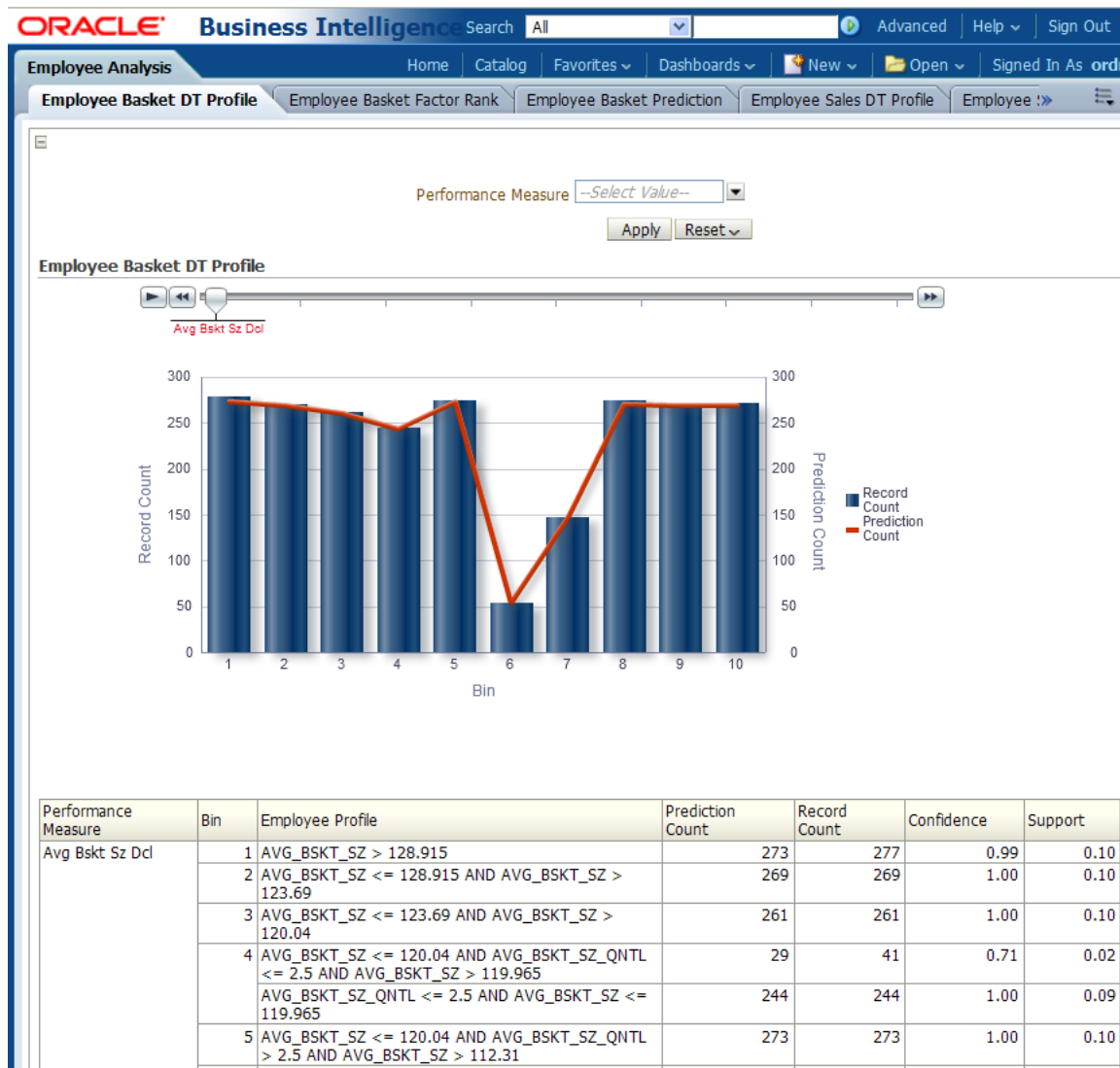
Employee Basket DT Profile

This report, as shown in [Figure 13–9](#) provides Employee Basket Analysis with DT rules.

Report dimensions are:

- Business Time
- Organization
- Cashier

Figure 13–9 Workforce Employee Basket DT Profile



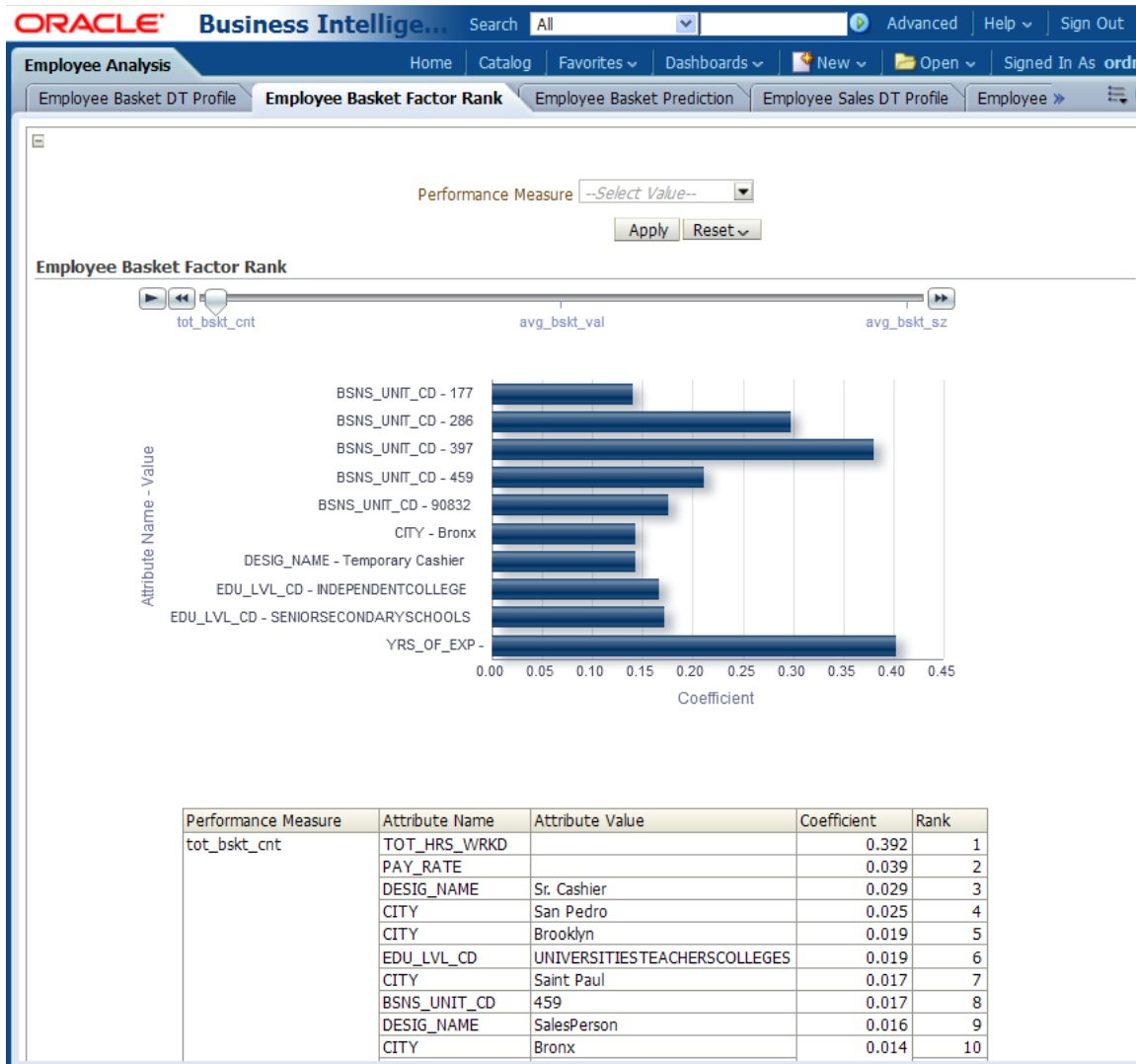
Employee Basket Factor Rank

This report, as shown in [Figure 13–10](#) provides Employee Basket Analysis Ranking with SVM Factors.

Report dimensions are:

- Business Time
- Organization
- Cashier

Figure 13–10 Employee Basket Factor Rank Report



Employee Basket Prediction

This report, as shown in Figure 13–11 provides employee basket prediction.

Report dimensions are:

- Business Time
- Organization
- Cashier

Figure 13–11 Employee Basket Prediction Report

The screenshot shows the Oracle Business Intelligence interface. The main report area displays a table titled "Employee Basket Prediction". The table has five columns: Employee Number, Employee Name, Average Basket Size, Average Basket Value, and Total Basket Count. The data is as follows:

Employee Number	Employee Name	Average Basket Size	Average Basket Value	Total Basket Count
10	Frank Levy	99	145	10
48	Bruce Ingersoll	78	117	2
84	Madelene Batterton	102	143	9
93	Marcel Groves	103	148	3
242	Candida Wang	104	149	24
245	Donna Odenwald	85	130	10
331	Dana Nesbit	91	127	11
333	Matthew Rodrick	78	138	2
349	Hali Bane	96	137	10
352	Thatcher Grigsby	99	138	6
379	Leora Rumfeldt	94	130	12
386	Thurston Durby	98	143	4
544	Thurston Robinson	78	123	2
577	Maynard Barone	79	145	2

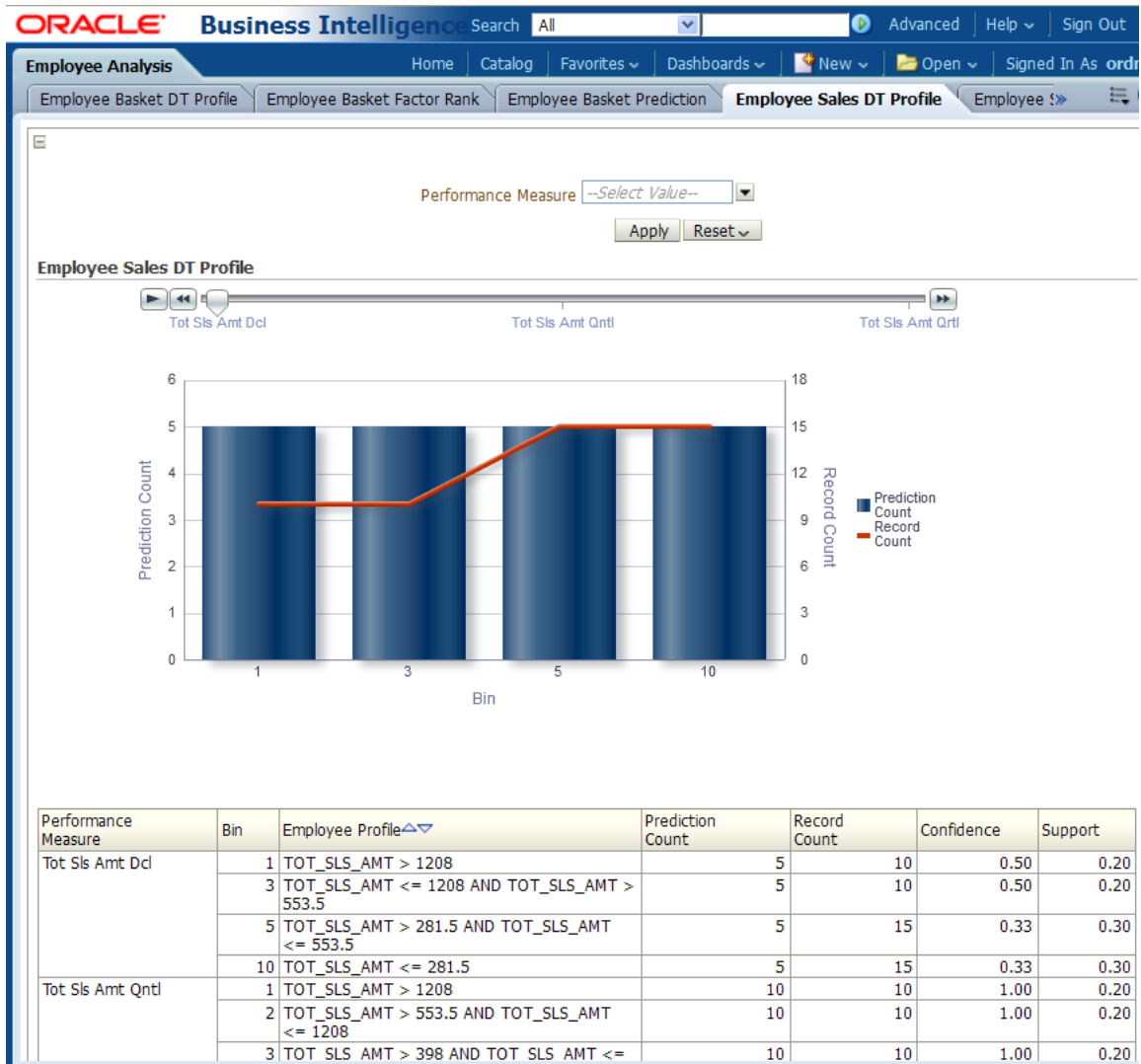
Employee Sales DT Profile

This report, as shown in [Figure 13–12](#) provides Employee Sales Analysis.

Report dimensions are:

- Business Time
- Organization
- Cashier

Figure 13–12 Employee Sales DT Profile Report



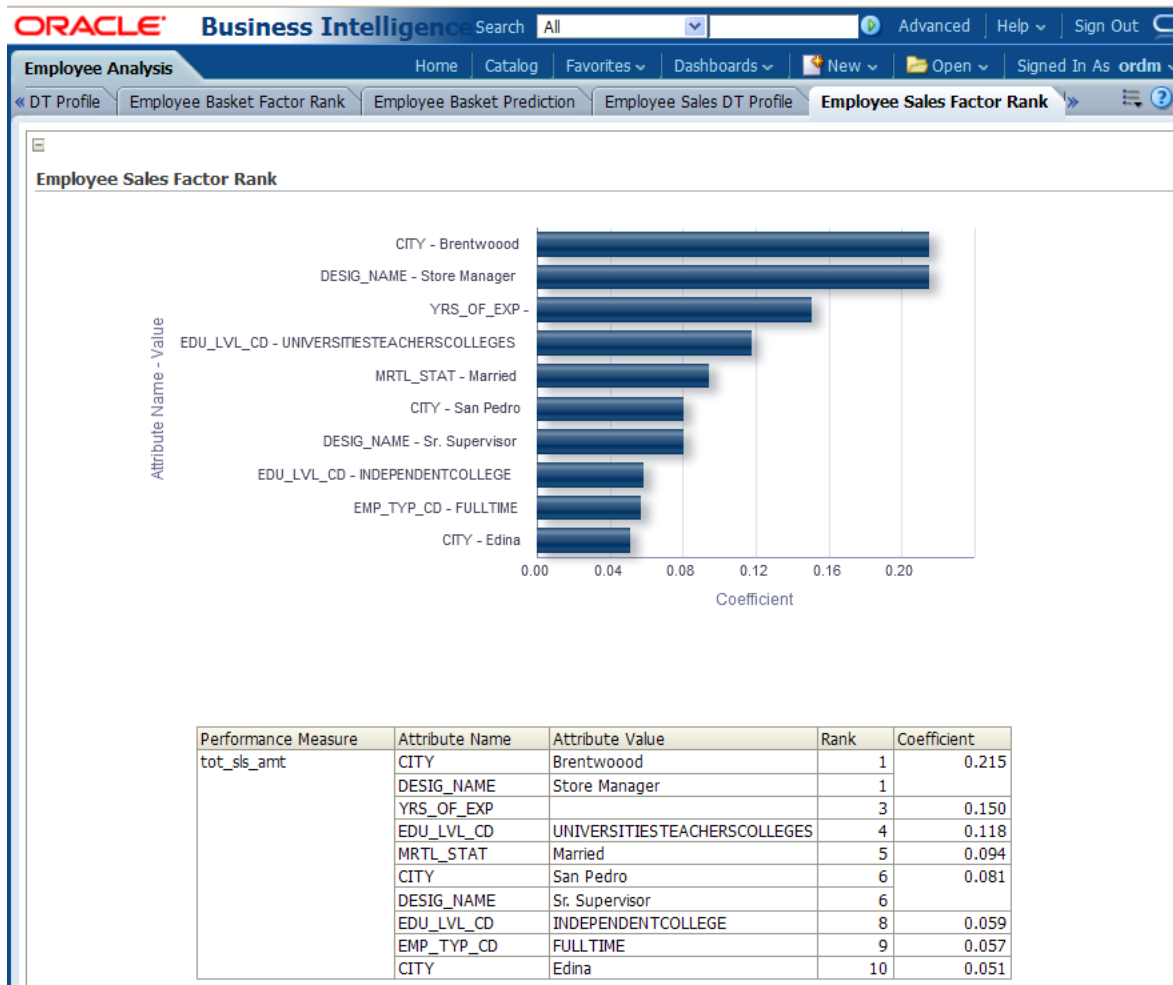
Employee Sales Factor Rank

This report, as shown in Figure 13–13 provides Employee Sales ranking.

Report dimensions are:

- Business Time
- Organization
- Cashier

Figure 13–13 Employee Sales Factor Rank Report



Employee Sales Prediction

This report, as shown in [Figure 13–14](#) provides Employee Sales prediction.

Report dimensions are:

- Business Time
- Organization
- Cashier

Figure 13–14 Employee Sales Prediction Report

The screenshot shows the Oracle Business Intelligence interface. The main content area displays a report titled "Employee Sales Prediction" with a table of data. The table has three columns: Employee Number, Employee Name, and Sales. The data is as follows:

Employee Number	Employee Name	Sales
10	Frank Levy	1,277
48	Bruce Ingersoll	253
84	Madelene Batterton	1,094
93	Marcel Groves	284
242	Candida Wang	2,456
245	Donna Odenwald	1,319
331	Dana Nesbit	1,405
333	Matthew Rodrick	254
349	Hali Bane	1,308
352	Thatcher Grigsby	666
379	Leora Rumfeldt	1,414
386	Thurston Durby	460
544	Thurston Robinson	244
577	Maynard Barone	322

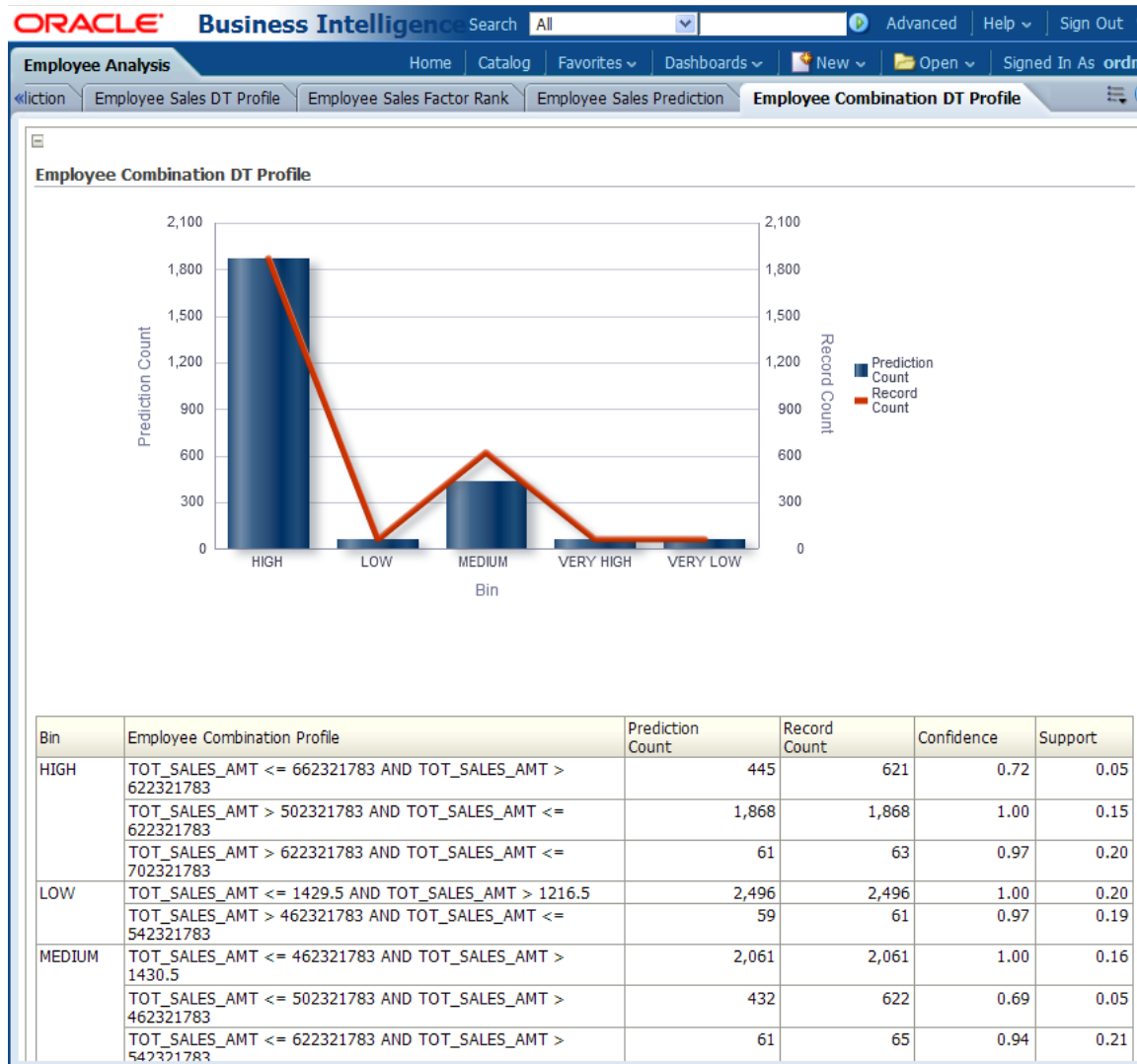
Employee Combination DT Profile

This report, as shown in [Figure 13–15](#) provides Employee Sales to identify combination of employees which is likely to perform better at a store on a shift.

Report dimensions are:

- Business Time
- Organization
- Cashier

Figure 13–15 Employee Combination DT Profile



Point of Service Reports

The points of service reports include the following areas:

- [Conversion](#)
- [Entry Methods](#)
- [Flow Analysis](#)
- [Scorecard](#)
- [Till Analysis](#)
- [Transactions](#)

Conversion

Conversion includes the [Sales Conversion](#), [Sales Comparison](#), [Store Traffic Day](#) and [Store Traffic Week](#) reports.

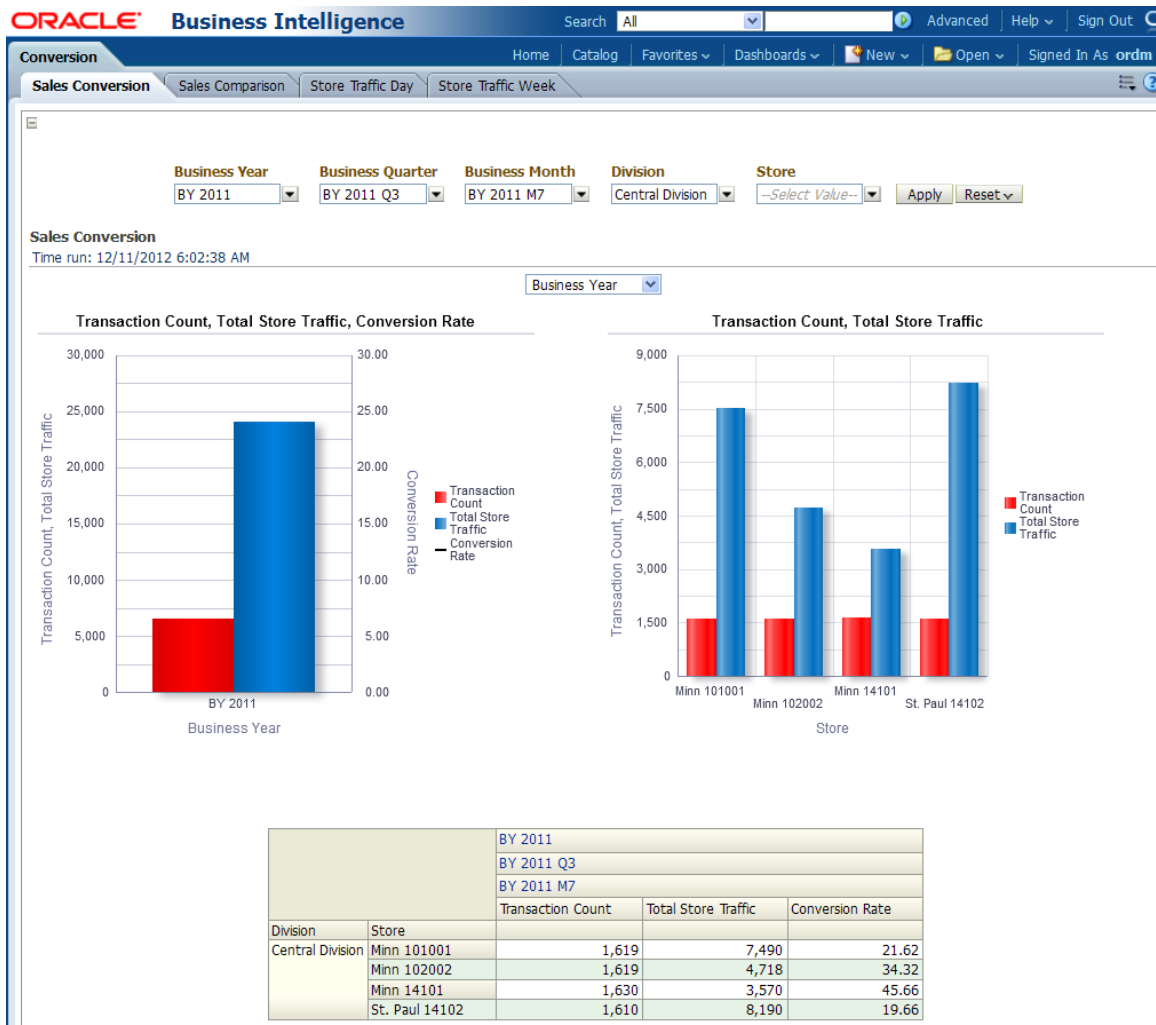
Sales Conversion

This report, as shown in Figure 13–16 provides the purchase rate per visit for store by year, Quarter, and Month.

Report dimensions are:

- Business Time
- Organization

Figure 13–16 Point of Sale Sales Conversion



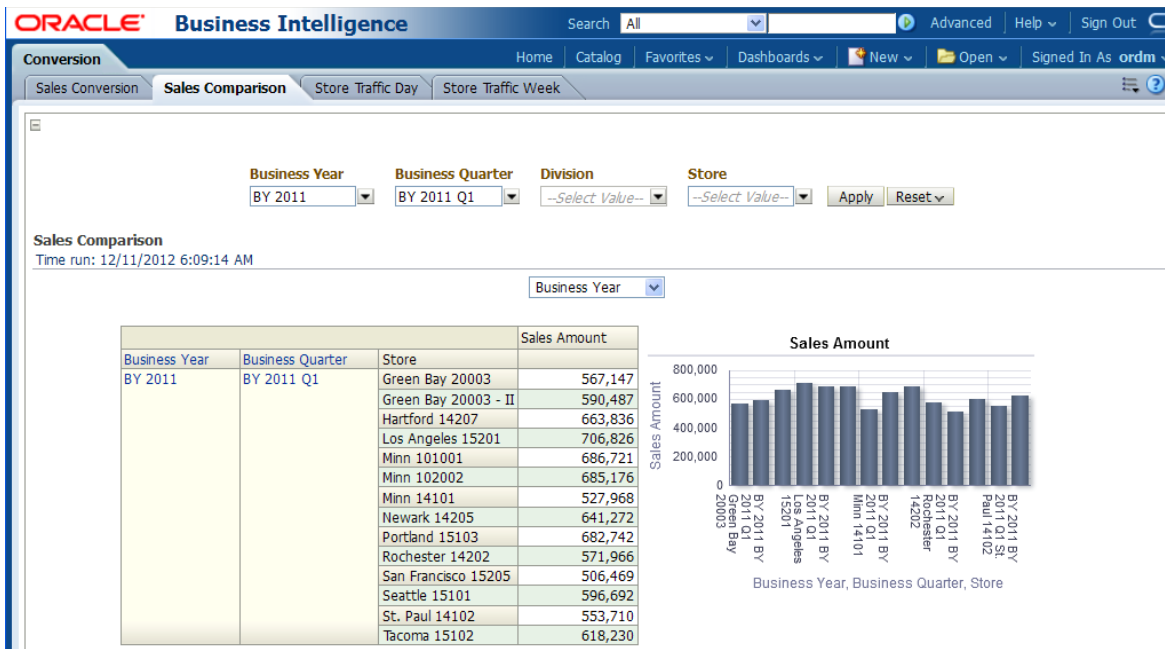
Sales Comparison

This report, as shown in Figure 13–17 provides the yearly or quarterly moving of sales for various stores.

Report dimensions are:

- Business Time
- Organization

Figure 13–17 Point of Service Sales Comparison



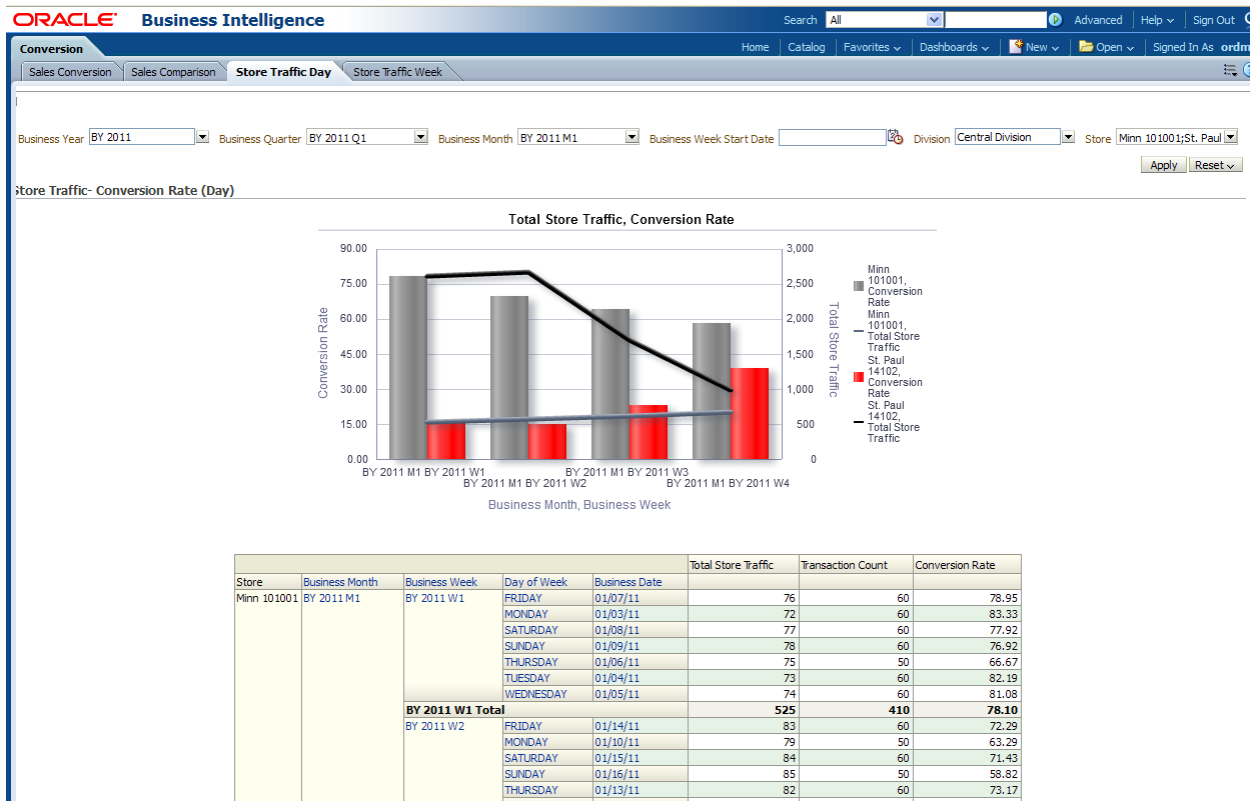
Store Traffic Day

This report, as shown in [Figure 13–18](#) provides the Daily transaction activity based on store traffic measure for one or more division.

Report dimensions are:

- Business Time
- Organization

Figure 13–18 Point of Sale Store Traffic Day



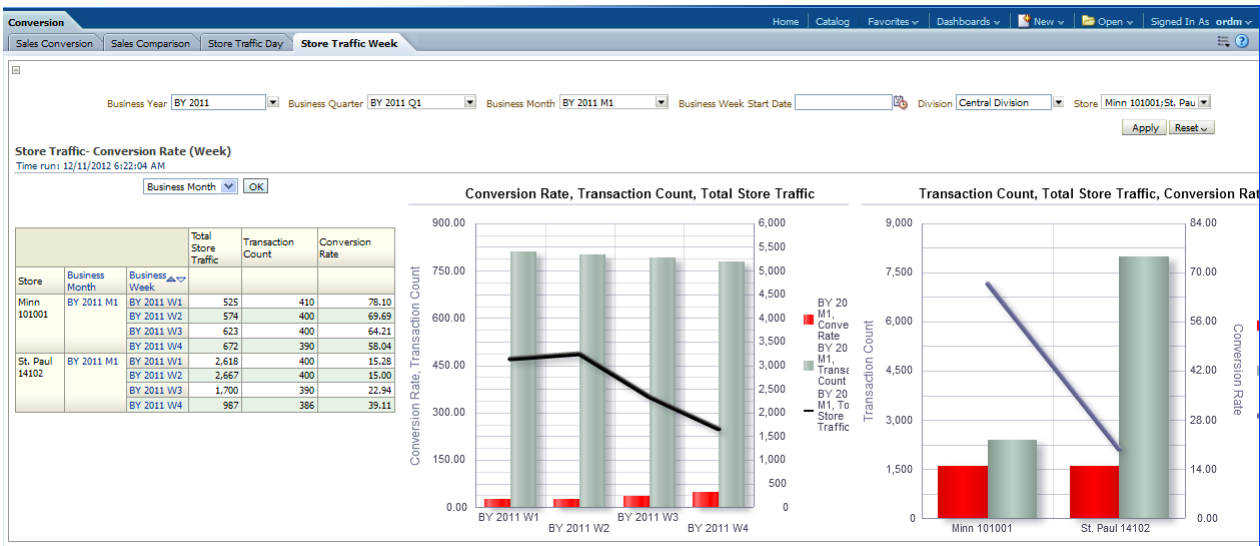
Store Traffic Week

This report, as shown in Figure 13–19 provides the weekly transaction activity based on store traffic measure for one or more division.

Report dimensions are:

- Business Time
- Organization

Figure 13–19 Store Traffic-Conversion Rate (Week) Report



Entry Methods

Entry methods includes the [Entry Methods \(Column Total\)](#), and [Entry Methods \(Row Total\)](#) reports.

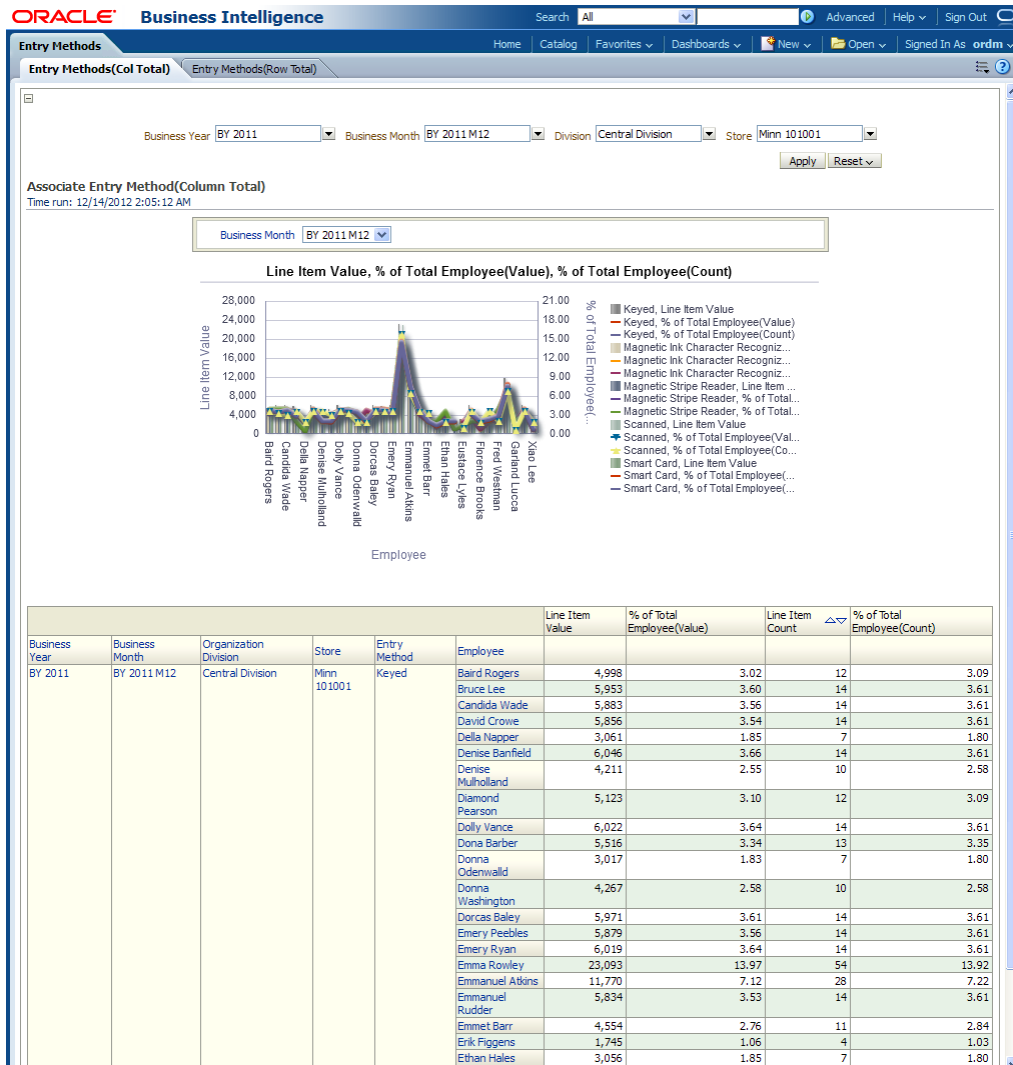
Entry Methods (Column Total)

This report, as shown in [Figure 13–20](#) provides the (by employee) entry method analysis at detail level transaction.

Report dimensions are:

- Business Time
- Organization
- Employee
- Entry Method

Figure 13–20 Point of Sale Associate Entry Method (Column Total)



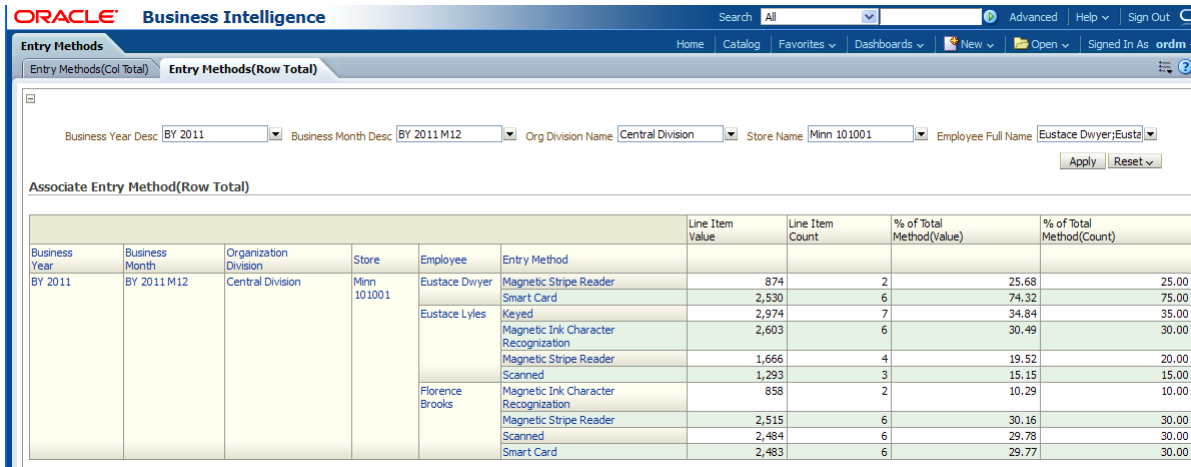
Entry Methods (Row Total)

This report, as shown in Figure 13–21 provides the (by employee) entry method analysis at detail level transaction.

Report dimensions are:

- Business Time
- Organization
- Employee
- Entry Method

Figure 13–21 Point of Service Associate Entry Method (Row Total) Report



Flow Analysis

Flow analysis includes the [Store Traffic](#), [Sales Trend Transaction Count](#), [Sales Trend](#), and [Transaction Profile](#) reports.

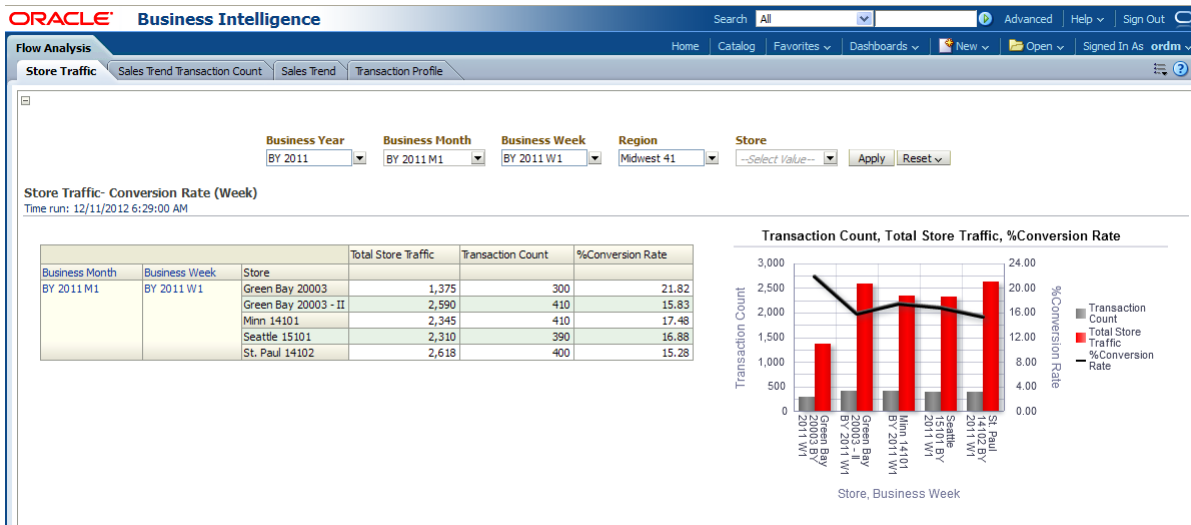
Store Traffic

This report, as shown in [Figure 13–22](#) provides the weekly transaction activity information based on store traffic measure for one or more stores.

Report dimensions are:

- Business Time
- Organization

Figure 13–22 Point of Service Flow Analysis Store Traffic Report



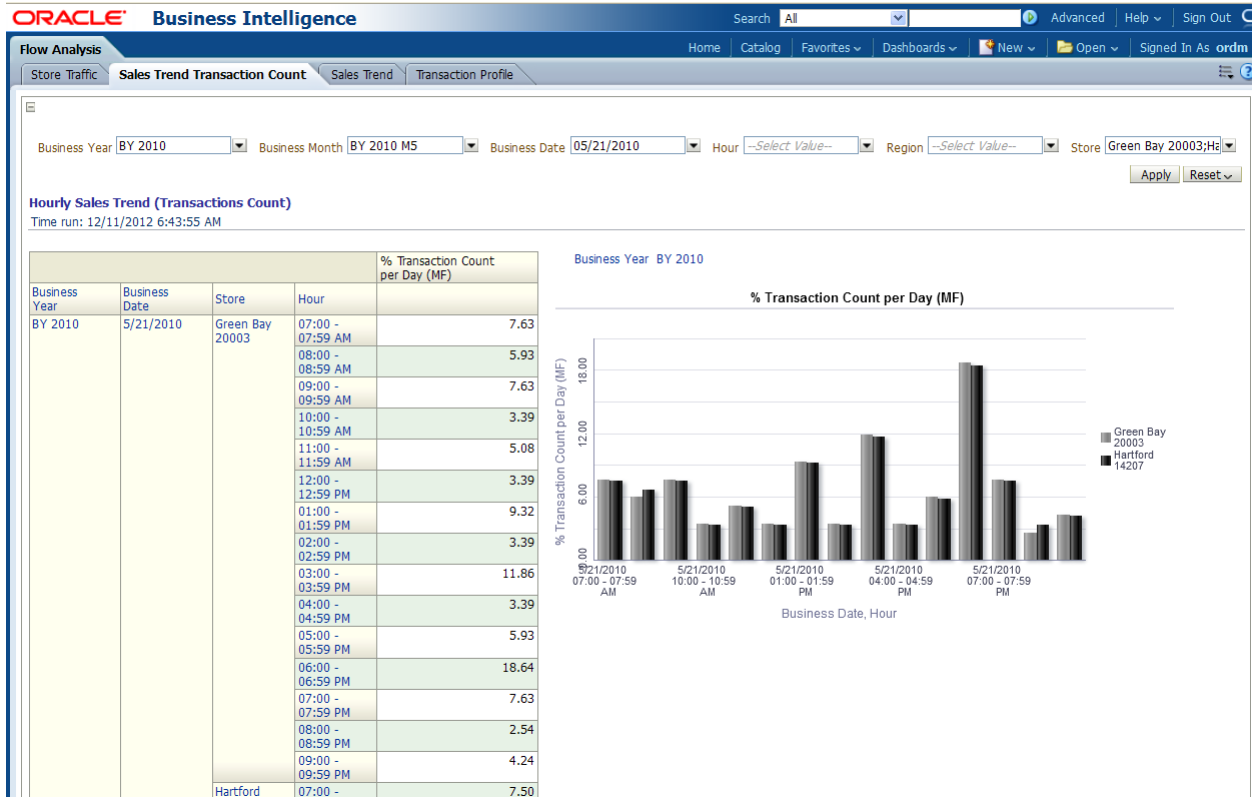
Sales Trend Transaction Count

This report, as shown in [Figure 13–23](#) provides the total number of sales transactions processed hourly. The report is used to identify the most or least productivity store.

Report dimensions are:

- Business Time
- Organization

Figure 13–23 Hourly Sales Trend Transactions Count Report



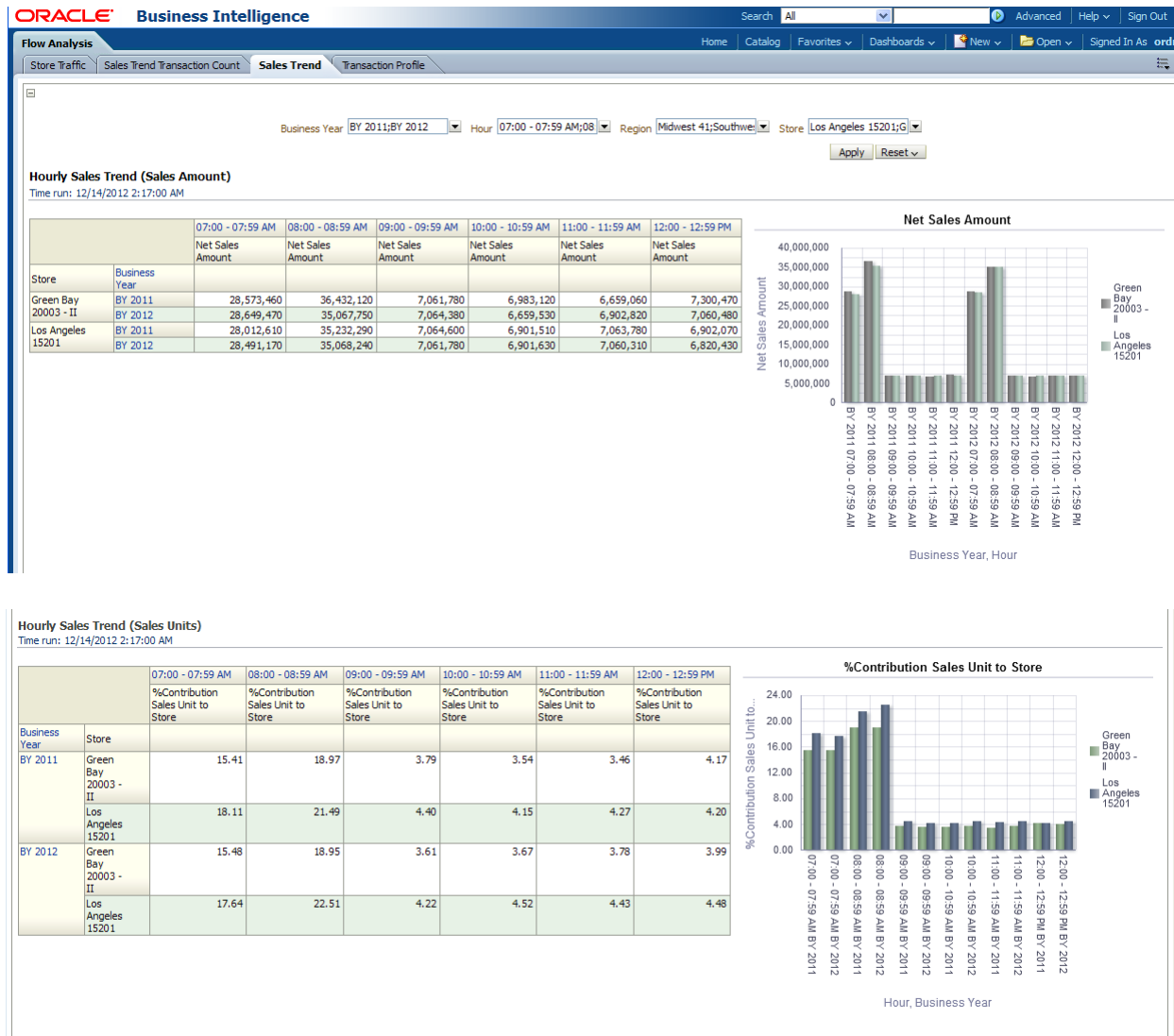
Sales Trend

This report, as shown in Figure 13–24 provides the hourly net sales amount and % contribution sales unit based on one or more stores.

Report dimensions are:

- Business Time
- Organization

Figure 13–24 Hourly Sales Trend (Sales Value and Sales Unit) Report



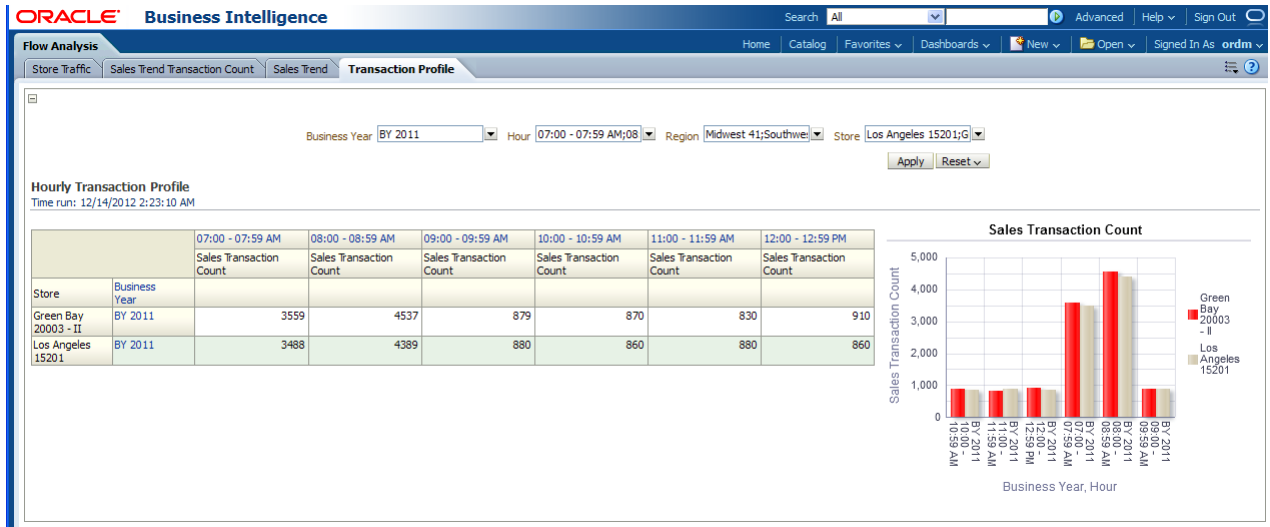
Transaction Profile

This report, as shown in Figure 13–25 provides hourly store traffic information based on no of sales transaction activity at a store.

Report dimensions are:

- Business Time
- Organization
- Time of Day

Figure 13–25 Hourly Transaction Profile



Scorecard

Scorecard area includes the following reports: [Sales Productivity](#), [Location Sales Productivity](#) and [Selling Location Productivity](#).

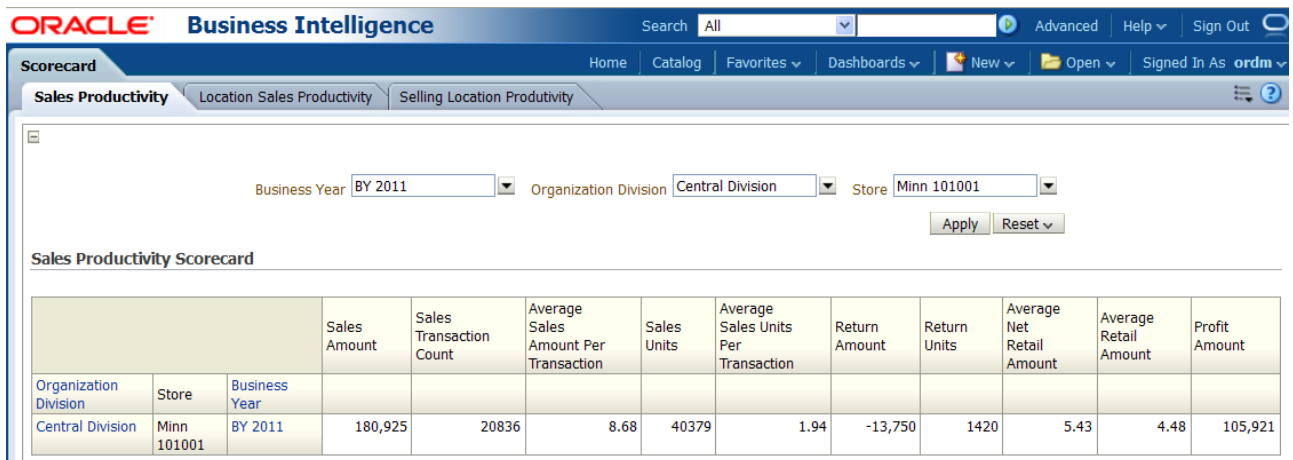
Sales Productivity

This report, as shown in [Figure 13–26](#) provides the total number of transaction sales units sold hourly, at a location. This report can also identify the most or least productive location.

Report dimensions are:

- Business Time
- Organization

Figure 13–26 Sales Productivity Scorecard Report



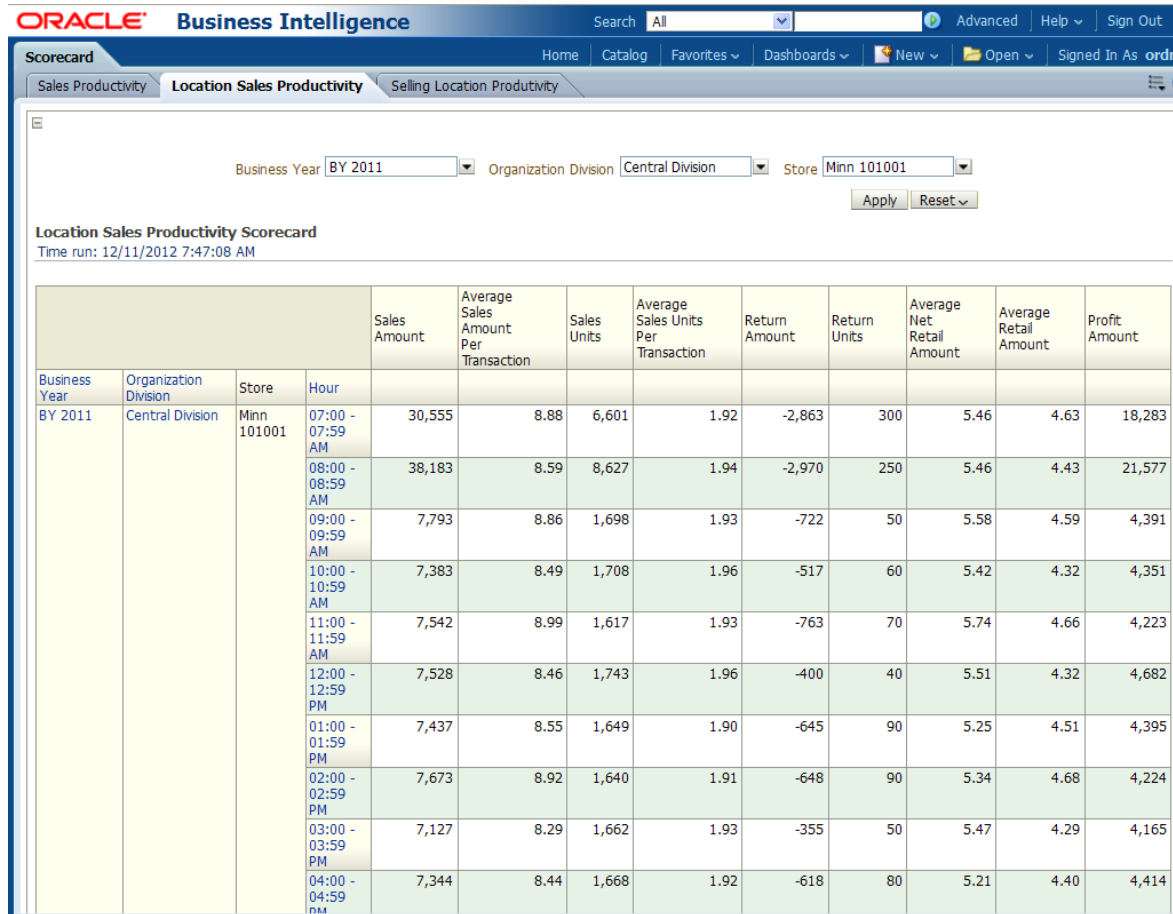
Location Sales Productivity

This report, as shown in [Figure 13–27](#) provides by store, hourly sales details based on sales measures.

Report dimensions are:

- Business Time
- Organization
- Time of Day

Figure 13–27 Location Sales Productivity Scorecard Report



Selling Location Productivity

This report, as shown in [Figure 13–28](#) provides business unit productivity information based on sales measures for one or more locations by register and hours.

Report dimensions are:

- Business Time
- Organization
- Time of Day

Figure 13–28 Selling Location Productivity Report

Business Year	Organization Division Name	Store	Selling Location	Hour	Sales Amount	Sales Units	Return Amount	Return Units	Profit Amount	Average Sales Units Per Transaction	Average Sales Amount Per Transaction	Average Net Retail Amount	Average Retail Amount
BY 2011	Central Division	Minn 101001	Deli	07:00 - 07:59 AM	8,148	1647	-815	90	4,719	1.89	9.37	5.56	4.95
				08:00 - 08:59 AM	9,228	2223	-325	20	5,561	1.97	8.17	5.47	4.15
				09:00 - 09:59 AM	2,022	428	-174	10	1,275	1.95	9.19	5.57	4.72
				10:00 - 10:59 AM	2,128	416	-281	40	1,058	1.89	9.67	6.06	5.12
				11:00 - 11:59 AM	1,857	478	0	0	1,122	1.99	7.74	5.00	3.88
				12:00 - 12:59 PM	1,679	408	0	0	1,195	2.04	8.40	4.92	4.12
				01:00 - 01:59 PM	1,946	386	-271	40	1,083	1.84	9.27	5.84	5.04
				02:00 - 02:59 PM	2,109	364	-393	50	1,211	1.73	10.04	6.25	5.79
				03:00 - 03:59 PM	2,048	434	-156	20	983	1.89	8.90	5.56	4.72
				04:00 - 04:59 PM	1,614	371	-146	20	949	1.95	8.49	5.12	4.35
				05:00 - 05:59 PM	1,944	421	-134	20	1,303	1.91	8.84	5.61	4.62
				06:00 - 06:59 PM	3,604	731	-517	60	2,083	1.83	9.01	5.90	4.93
				07:00 - 07:59 PM	1,934	443	-163	10	1,069	2.01	8.79	4.92	4.37
				08:00 - 08:59 PM	2,124	453	-157	10	1,048	1.97	9.23	4.90	4.69
				09:00 - 09:59 PM	3,875	796	-283	30	2,293	1.90	9.23	5.80	4.87
			Floral	07:00 - 07:59 AM	7,736	1627	-980	100	4,587	1.89	9.00	5.49	4.75
				08:00 - 08:59 AM	9,571	2145	-612	60	5,132	1.93	8.62	5.43	4.46
				09:00 - 09:59 AM	1,748	387	-217	10	1,017	1.94	8.74	5.67	4.52
				10:00 - 10:59 AM	1,739	460	0	0	1,289	2.09	7.90	5.26	3.78
				11:00 - 11:59 AM	2,281	384	-452	40	1,158	1.83	10.86	6.12	5.94
				12:00 - 12:59 PM	1,849	459	-107	10	1,344	2.00	8.04	5.59	4.03
				01:00 - 01:59 PM	1,676	387	-106	10	997	1.94	8.38	5.20	4.33
				02:00 - 02:59 PM	1,692	447	0	0	1,031	2.03	7.69	5.04	3.79
				03:00 - 03:59 PM	1,920	439	-95	20	1,154	1.91	8.35	5.24	4.37
				04:00 - 04:59 PM	1,994	450	-159	20	1,174	1.96	8.67	5.52	4.43

Till Analysis

This report, as shown in Figure 13–29 provides various sales audit total values by store, day and week.

Report dimensions are:

- Business Time
- Organization
- Till Tender

Figure 13–29 Till History Totals Report

Organization Division Name	Store	Business Year	Business Date	Business Week Day	Count Tender Media Unit	Count Tender Loan Media Unit	Count Tender Media Over	Count Tender Media Short	Loan Media Amount	Count Pickup Media Unit	Count Deposit Media Unit	Deposit Amount	Over Amount	Short Amount	Transaction Count	Net Over Short Amount
Central Division	Minn 101001	BY 2010	20100104	MONDAY	1,499	375	144	149	13,698	575	13,815	44,124	1,180	389	51	
			20100105	TUESDAY	1,566	414	155	146	15,527	574	13,791	43,623	680	336	51	
			20100106	WEDNESDAY	1,395	333	139	142	13,416	559	12,912	40,320	785	353	48	
			20100107	THURSDAY	1,366	390	143	151	13,770	567	12,819	40,218	874	378	48	
			20100108	FRIDAY	1,473	390	162	152	13,257	604	13,623	43,578	893	370	51	
			20100109	SATURDAY	1,581	411	142	152	16,011	595	13,866	43,578	689	393	51	
			20100110	SUNDAY	1,384	414	153	142	12,261	538	12,981	40,020	949	350	48	
			20100111	MONDAY	1,614	378	164	156	15,761	597	14,505	45,909	725	376	54	
			20100112	TUESDAY	1,676	396	168	165	15,934	631	14,616	45,360	858	325	54	
			20100113	WEDNESDAY	1,405	372	148	145	14,031	535	12,972	40,938	609	358	48	
			20100114	THURSDAY	1,419	399	144	143	13,456	548	12,960	41,379	871	382	48	
			20100115	FRIDAY	1,522	402	151	151	14,540	608	13,818	44,991	992	395	51	
			20100116	SATURDAY	1,494	405	137	151	14,106	605	13,785	42,666	843	421	51	
			20100117	SUNDAY	1,548	333	165	157	14,581	636	14,514	46,260	947	430	54	
			20100118	MONDAY	1,367	288	125	142	12,202	530	12,156	38,538	984	338	45	
			20100119	TUESDAY	1,489	342	156	144	14,184	573	13,689	44,214	1,023	358	51	
			20100120	WEDNESDAY	1,572	405	160	154	13,243	617	14,772	45,513	922	402	54	
			20100121	THURSDAY	1,681	441	163	162	14,062	648	14,523	45,612	708	431	54	
			20100122	FRIDAY	1,510	426	151	164	15,078	596	13,941	43,851	1,153	372	51	
			20100123	SATURDAY	1,225	351	125	119	11,411	457	11,286	35,526	683	344	42	
			20100124	SUNDAY	1,531	348	146	155	13,851	589	13,686	43,053	960	372	51	
			20100125	MONDAY	1,379	411	141	144	11,914	533	13,023	40,854	783	370	48	
			20100126	TUESDAY	1,620	405	156	165	13,026	581	13,794	43,356	1,006	378	51	
			20100127	WEDNESDAY	1,465	315	147	138	12,769	574	12,870	40,551	923	348	48	

Transactions

Transactions area includes the following reports: [Transaction by Associates](#), [Transaction Profile](#), [Store and Transaction Types](#), and [Loss Prevention Transactions](#).

Transaction by Associates

This report, as shown in [Figure 13–30](#) provides the summary of customer transactions and identifying exceptional number of transactions between an associate and customer for a particular store.

Report dimensions are:

- Business Time
- Organization
- Employee
- Customer

Figure 13–30 Customer Transactions by Associate Report

Transaction by Associates

Business Year: BY 2011 | Division: --Select Value-- | Store: Green Bay 2000 | Employee: Ajay Ray;Albert | Apply | Reset

Customer Transaction by Associates

Customer Full Name	Ajay Ray		Albert John	
	Transaction Count	% of Total All Customer(Amount)	Transaction Count	% of Total All Customer(Amount)
Deb Abbassi			2	0.40
Fred Abbey	1	0.22		
Jim Abeles	1	0.24	1	0.20
Augustus Aldridge	1	0.22		
Marc Alexander			1	0.20
Harold Allis			1	0.20
Phil Ardena			1	0.22
Emmanuel Atkins	1	0.22		
Jamilah Atkins			1	0.21
Jamilah Aubrey			1	0.22
Helga Bacon			1	0.20
Rosemary Bacon	1	0.23		
Glenna Baker			1	0.21
Camille Bakerman	1	0.24		
Rona Bakerman	1	0.23		
Hyman Baldwin			1	0.21
Teresa Baley	3	0.66	1	0.21
Phil Ball	2	0.45	1	0.21
Imogene Ballanger	1	0.21		
Delores Ballenger	1	0.23	1	0.21
Heather Baltimore	2	0.45		
Glen Baltzer	1	0.21		
Humphrey Banas			1	0.20
Vida Bane			2	0.43
Goddard Barajas	1	0.23	1	0.20

Rows 1 - 25

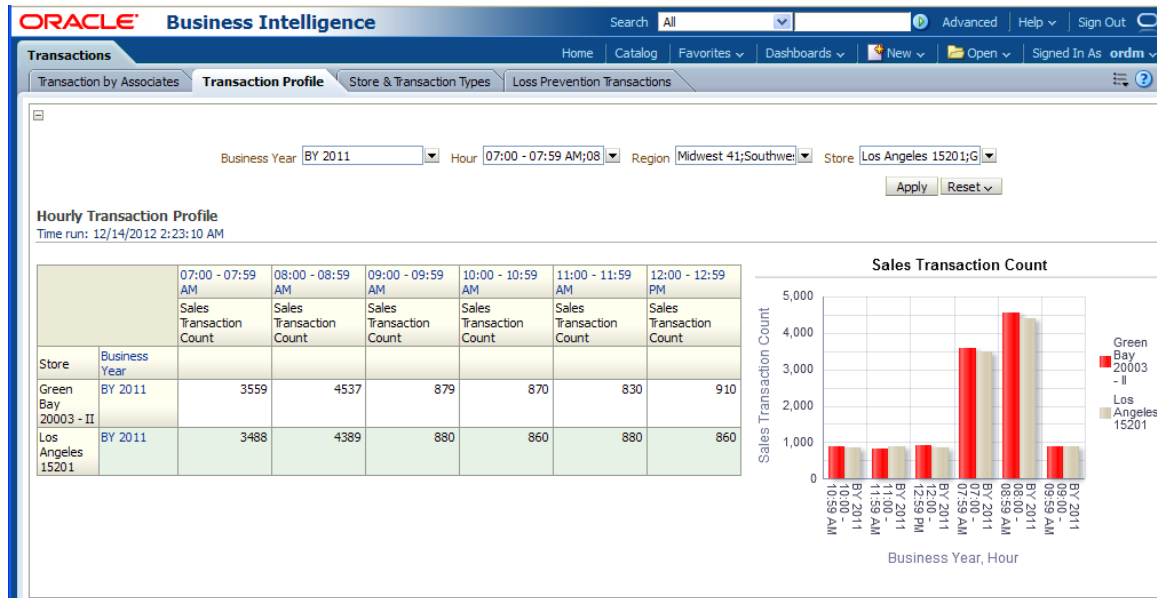
Transaction Profile

This report, as shown in [Figure 13–31](#) provides hourly store traffic information based on of sales transaction.

Report dimensions are:

- Business Time
- Organization
- Time of Day

Figure 13–31 Hourly Transaction Profile Report



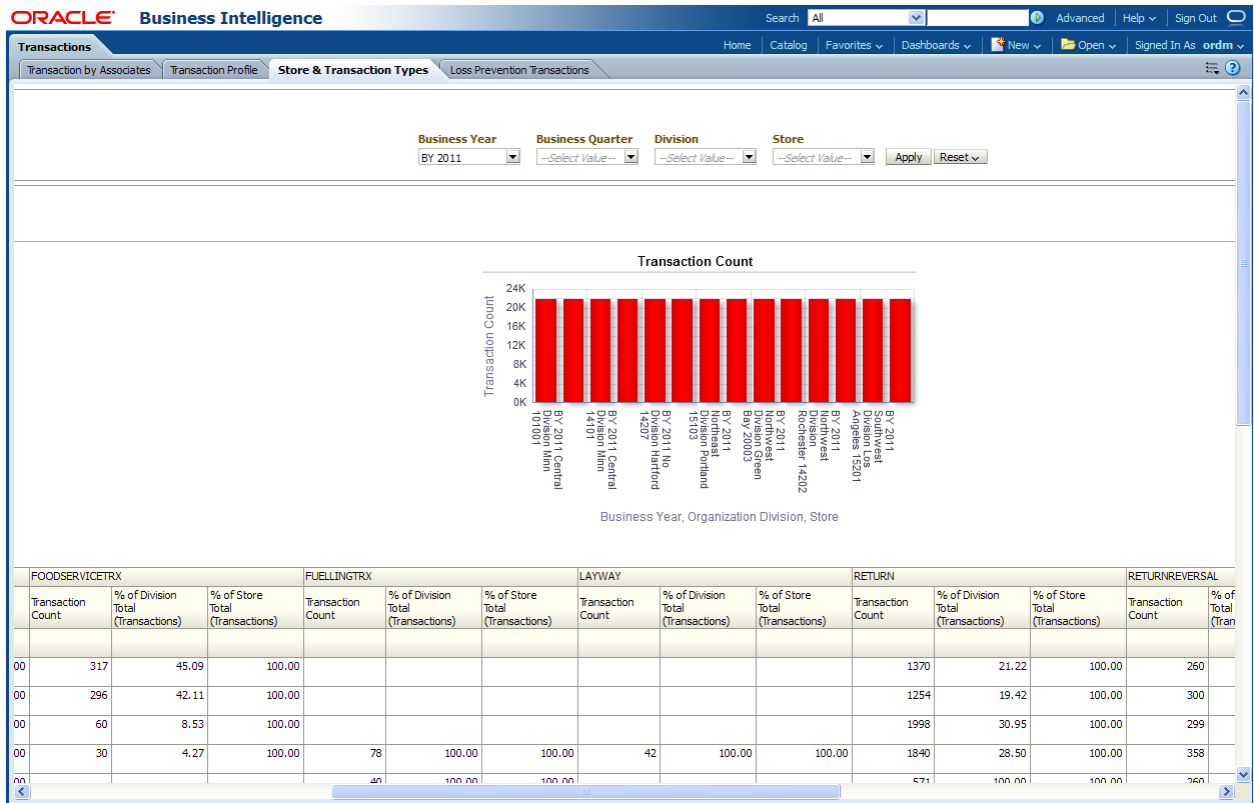
Store and Transaction Types

This report, as shown in Figure 13–32 provides (by store) transaction detail on different transaction types.

Report dimensions are:

- Business Time
- Organization

Figure 13–32 Retail Transaction Type by Store Report



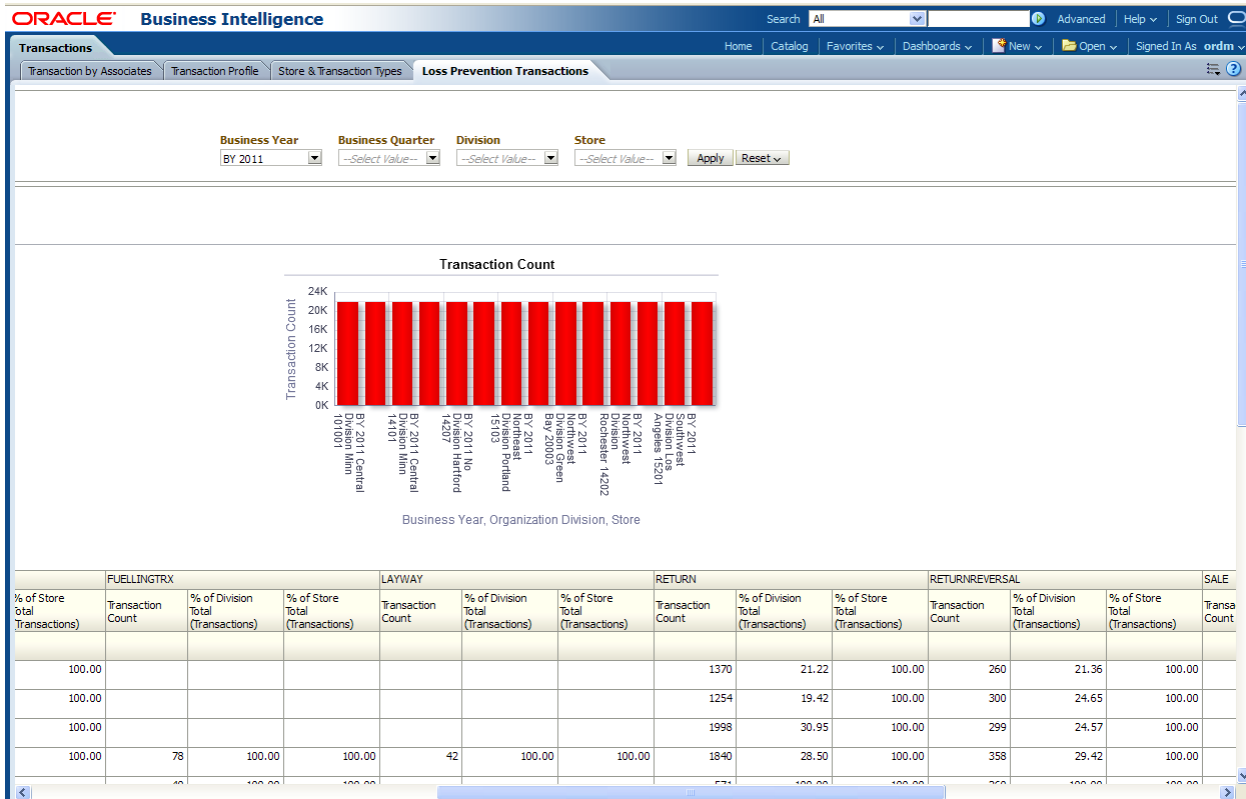
Loss Prevention Transactions

This report, as shown in Figure 13–33 provides the reduction in inventory (due to damage, spoilage and so forth).

Report dimensions are:

- Business Time
- Organization
- Tender Trend

Figure 13–33 Loss Prevention Transactions Report



Loss Prevention Reports

The Loss Prevention reports include the following areas:

- Defection
- Shrink and Theft
- Statistical Outliers
- Store Credits

Defection

Defection area includes the following reports: [Monetary](#) and [Profitability](#).

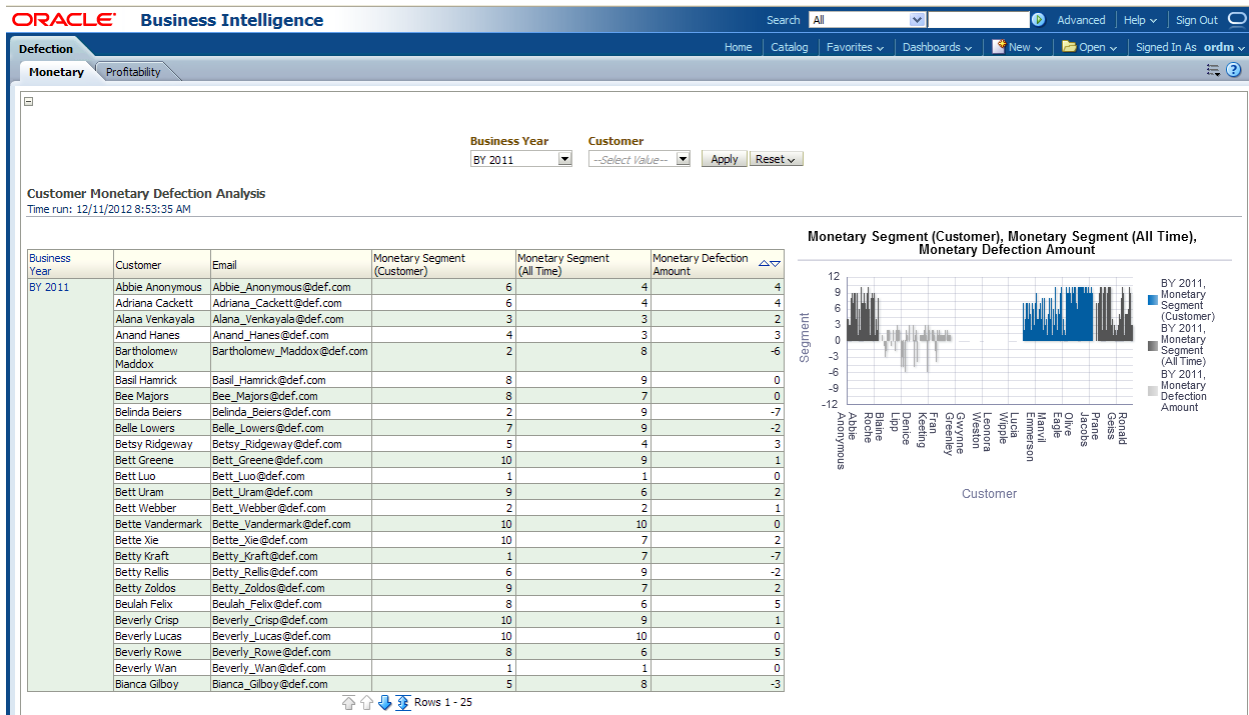
Monetary

This report, as shown in [Figure 13–34](#) provides the year level "Customer Monetary Defection Analysis" information for each customer.

Report dimensions are:

- Business Time
- Customer

Figure 13-34 Defection Monetary Report



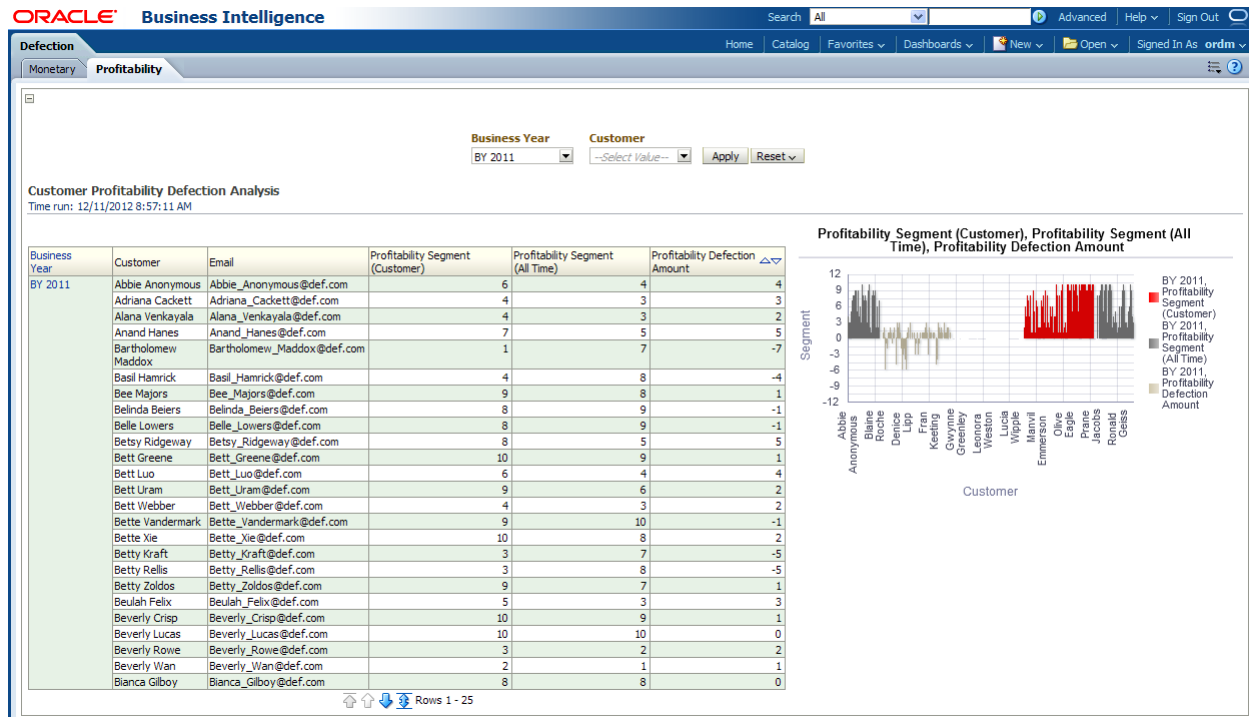
Profitability

This report, as shown in Figure 13-35 provides the year level "Customer Profitability Defection Analysis" information for each customer.

Report dimensions are:

- Business Time
- Customer

Figure 13–35 Defection Profitability Report



Shrink and Theft

Shrink and Theft area includes the following reports: [Category Trending](#), and [Transaction by Tender](#).

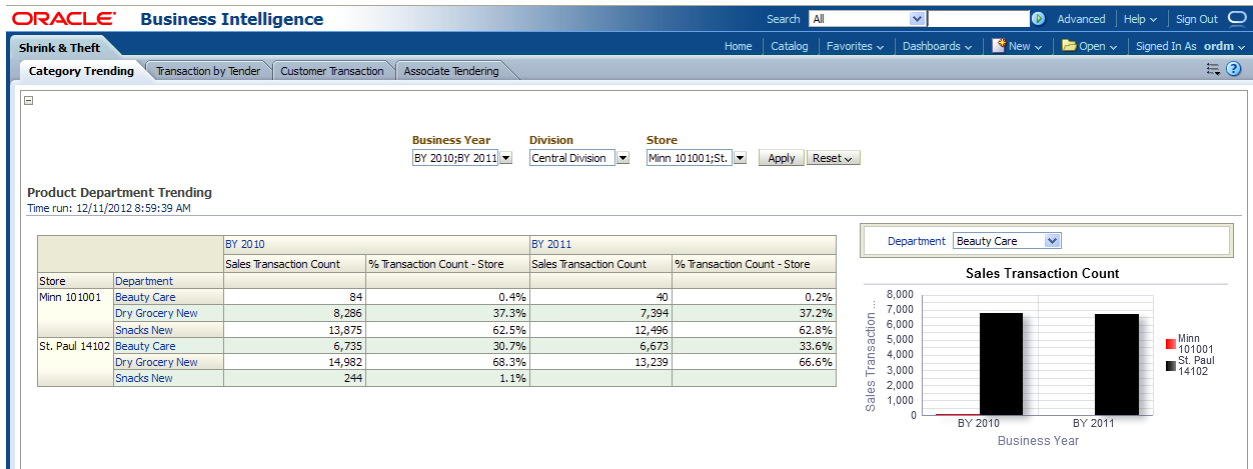
Category Trending

This report, as shown in [Figure 13–36](#) provides product department trending information.

Report dimensions are:

- Business Time
- Organization
- Product

Figure 13–36 Category Trending Shrink and Theft Report



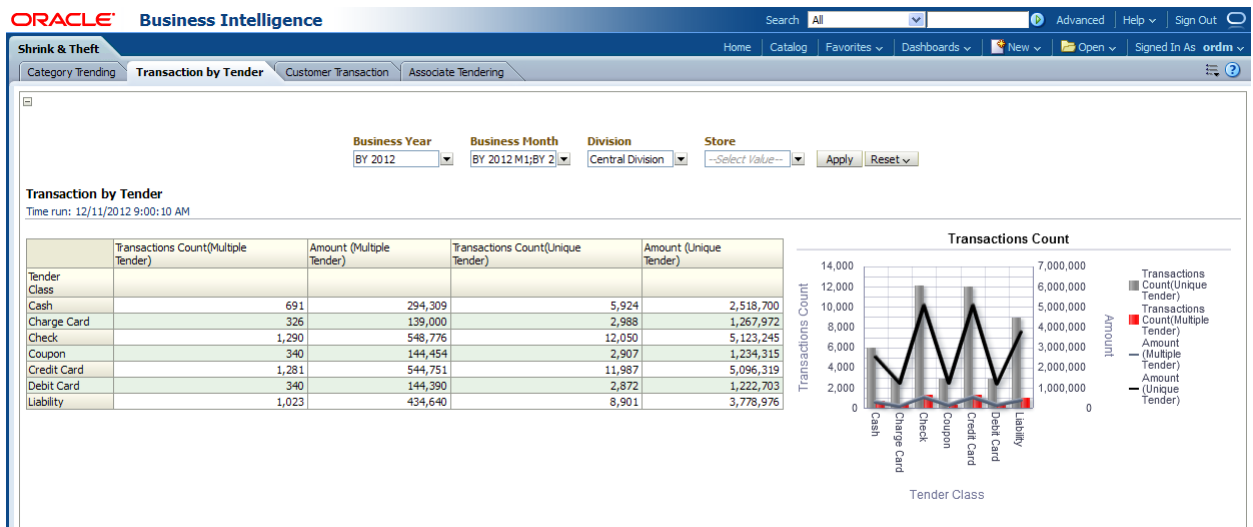
Transaction by Tender

This report, as shown in Figure 13–37 provides the month level "Transaction" information for each organization division, store and tender.

Report dimensions are:

- Business Time
- Organization
- Tender

Figure 13–37 Transaction by Tender Report



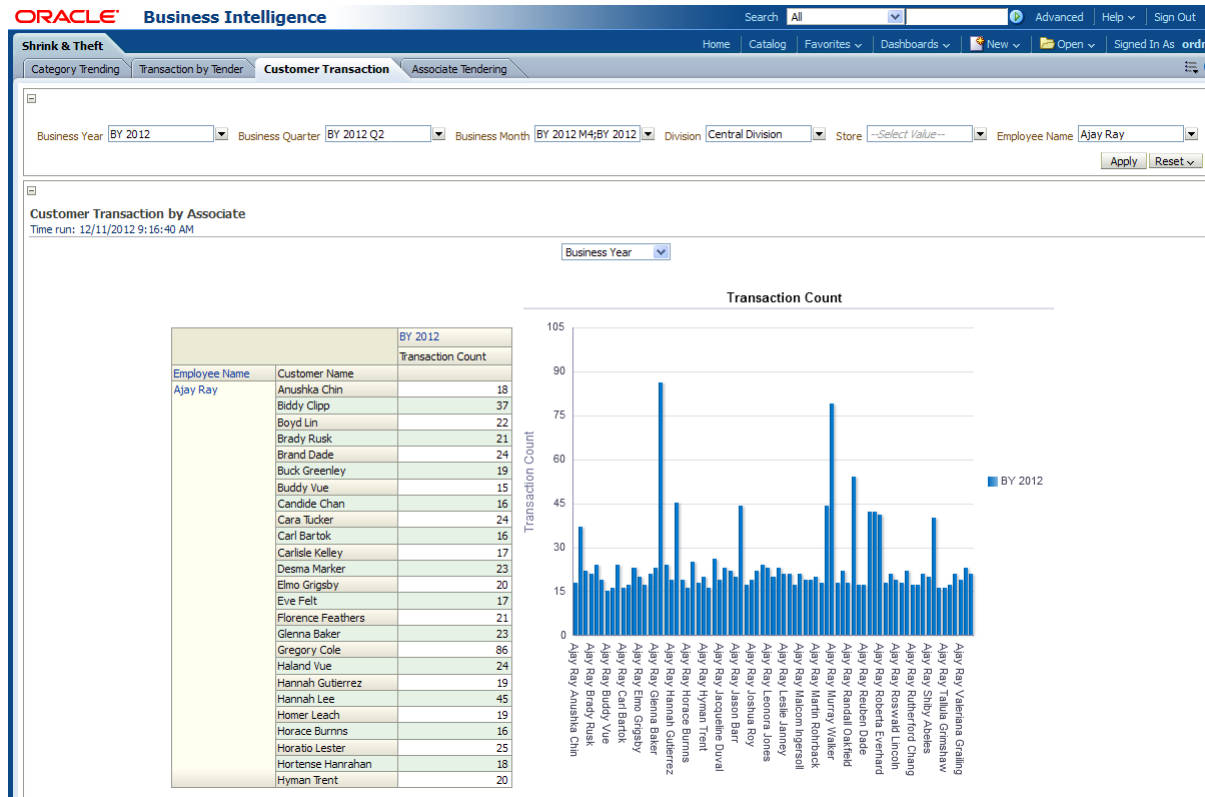
Customer Transaction

This report, as shown in Figure 13–38 provides the summary of customer transaction and identifying exceptional numbers of transactions between an associate and customer for a particular store.

Report dimensions are:

- Business Time
- Organization
- Employee
- Customer

Figure 13–38 Customer Transactions by Associate Report



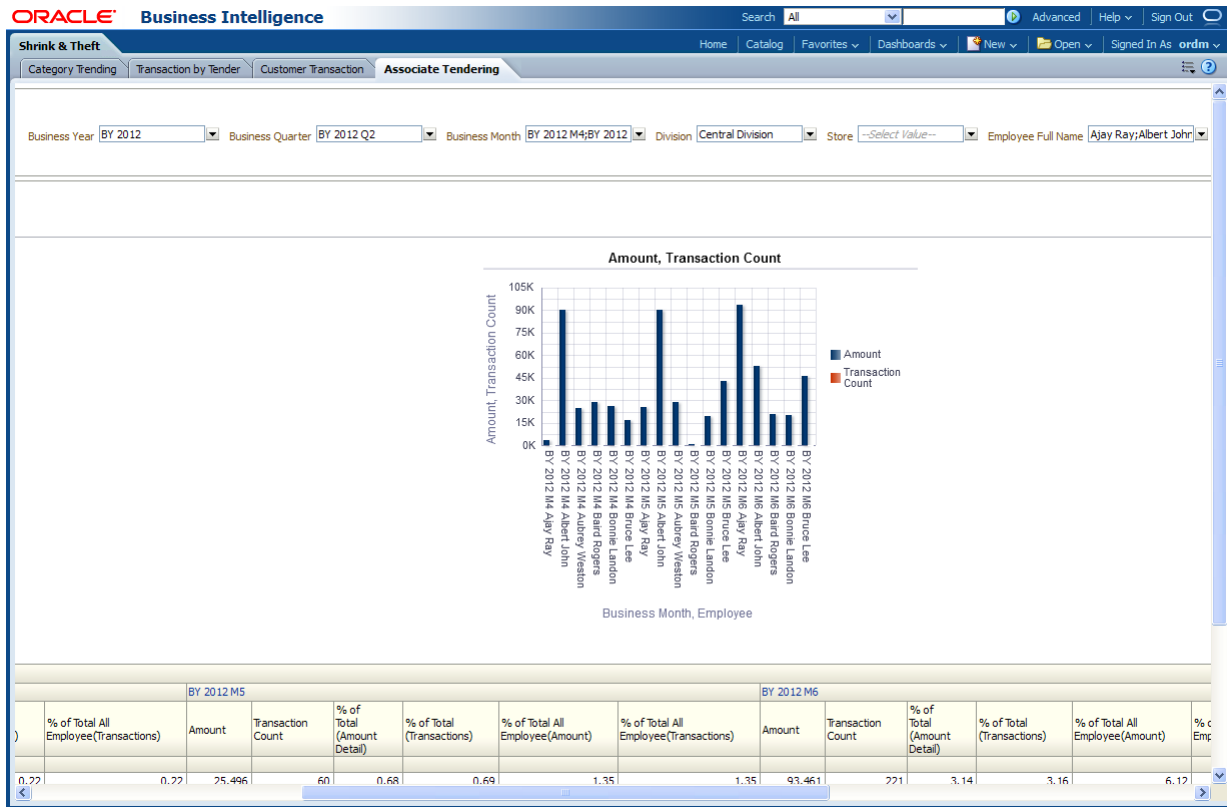
Associate Tendering

This report, as shown in Figure 13–39 provides the quarter level "Associate Tendering" information for each organization division, store and employee.

Report dimensions are:

- Business Time
- Organization
- Employee

Figure 13–39 Associate Tendering Report



Statistical Outliers

Statistical Outliers area includes the following reports: [Statistical Emp Outlier](#) and [Statistical Store Outlier](#).

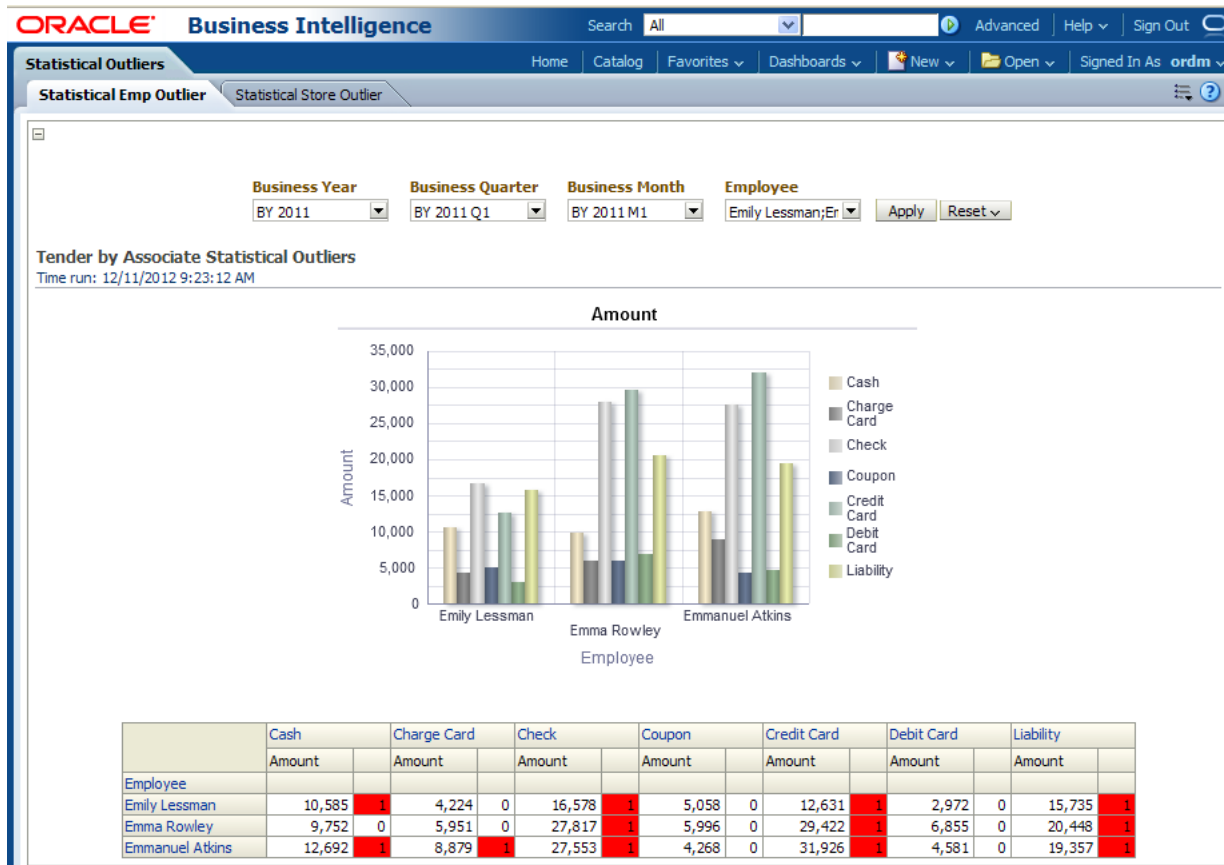
Statistical Emp Outlier

This report, as shown in [Figure 13–40](#) provides the month and quarter level "Associate Statistical Outlier" information for each organization store, employee, and tender.

Report dimensions are:

- Business Time
- Organization
- Tender
- Employee

Figure 13–40 Statistical Emp Outlier Report



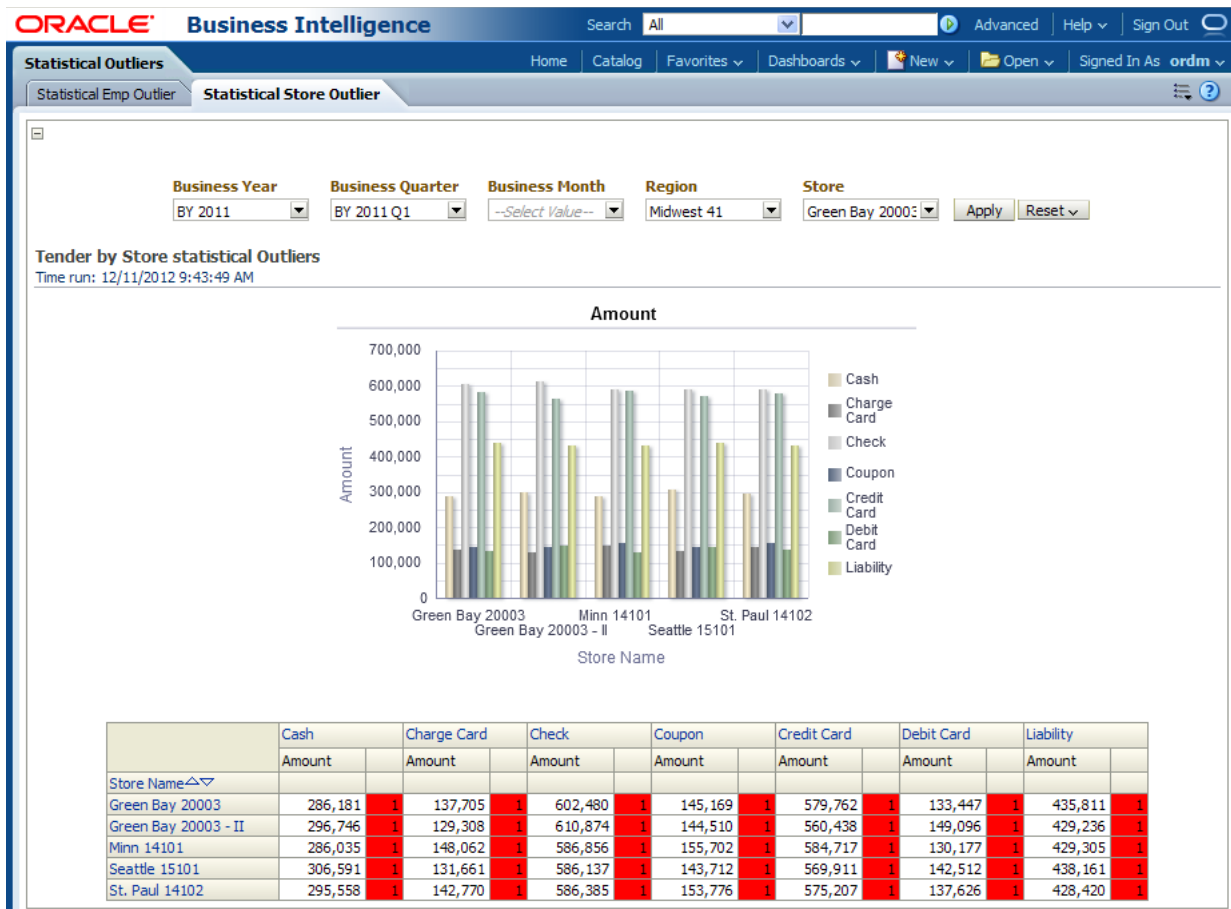
Statistical Store Outlier

This report, as shown in Figure 13–41 provides the "Statistical Outlier" information for each organization, store, and tender.

Report dimensions are:

- Organization
- Tender

Figure 13-41 Statistical Store Outlier Report



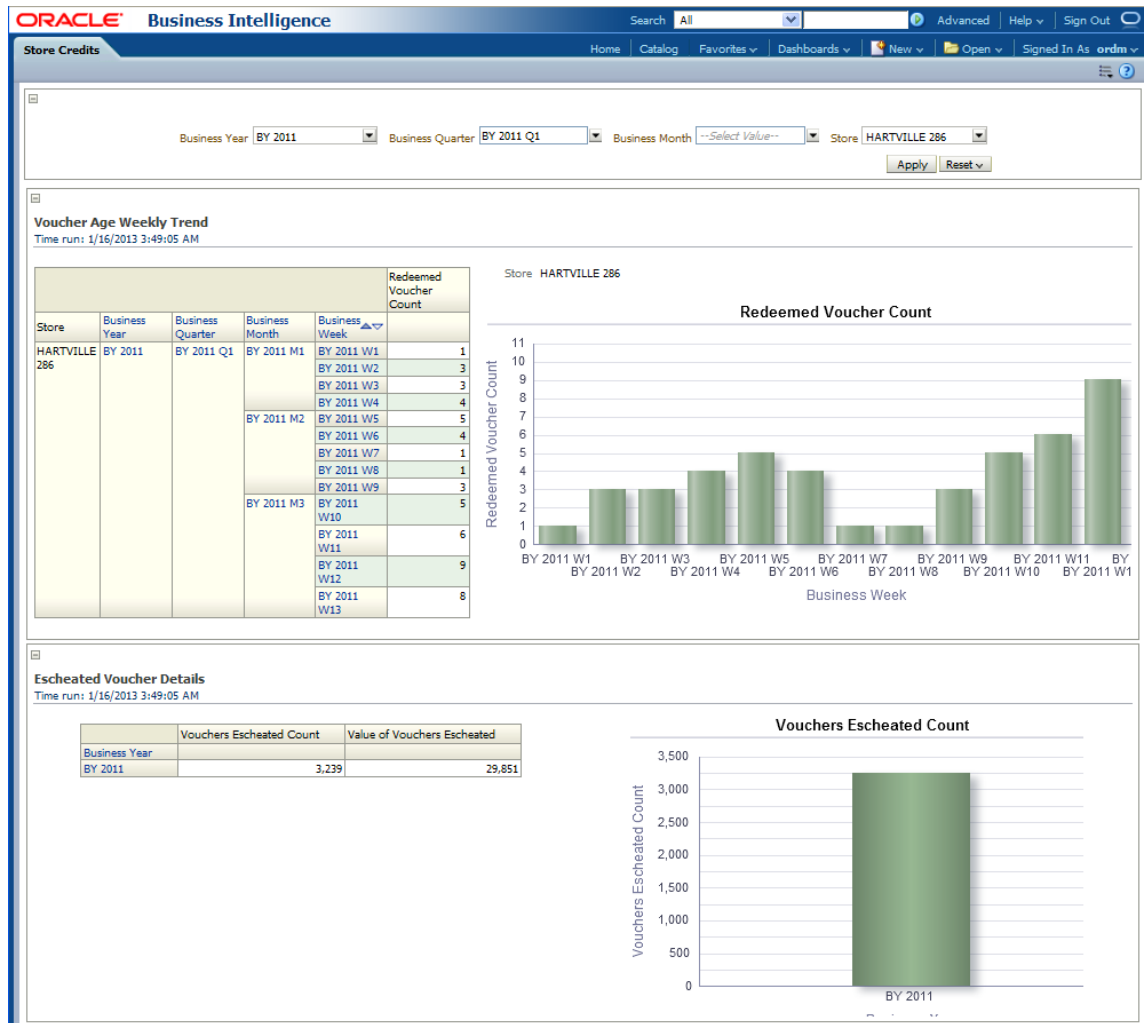
Store Credits

Store Credits area includes the following report: [Store Credits](#).

Store Credits

This report, as shown in [Figure 13-42](#) provides the yearly, monthly, quarterly and weekly "Store Credit" information.

Figure 13–42 Store Credits Reports



Inventory Reports

The Inventory reports include the following areas:

- Accounting
- Compliance
- Merchandise
- Quality Assurance
- Stock Movement

Accounting

Accounting area includes the following reports: [Stock Ledger Gross Margin](#), [Adjustments Summary](#), [Inventory Adjustment \(Detail\)](#), and [Availability Analysis](#).

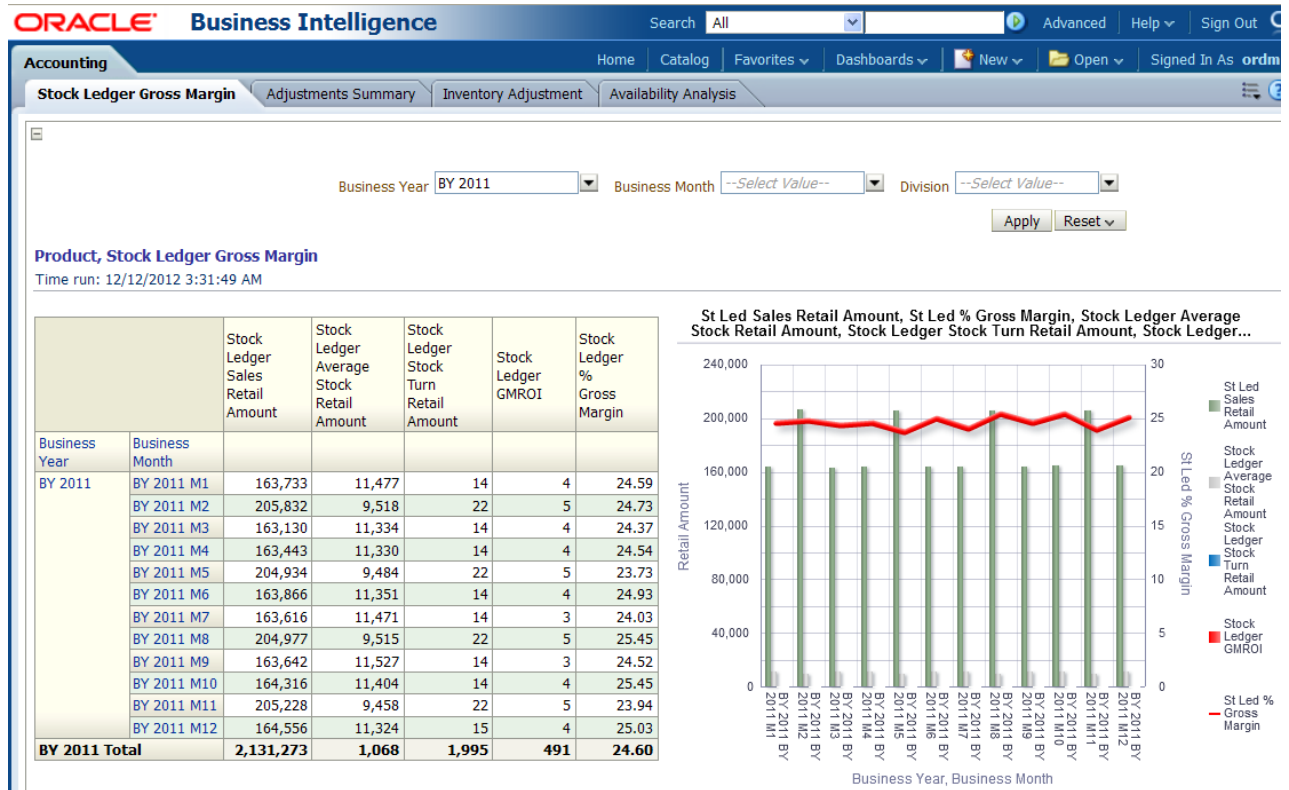
Stock Ledger Gross Margin

This report, as shown in [Figure 13–43](#) provides the product and stock ledger gross margin report.

Report dimensions are:

- Business Time
- Organization

Figure 13–43 Stock Ledger Gross Margin Report



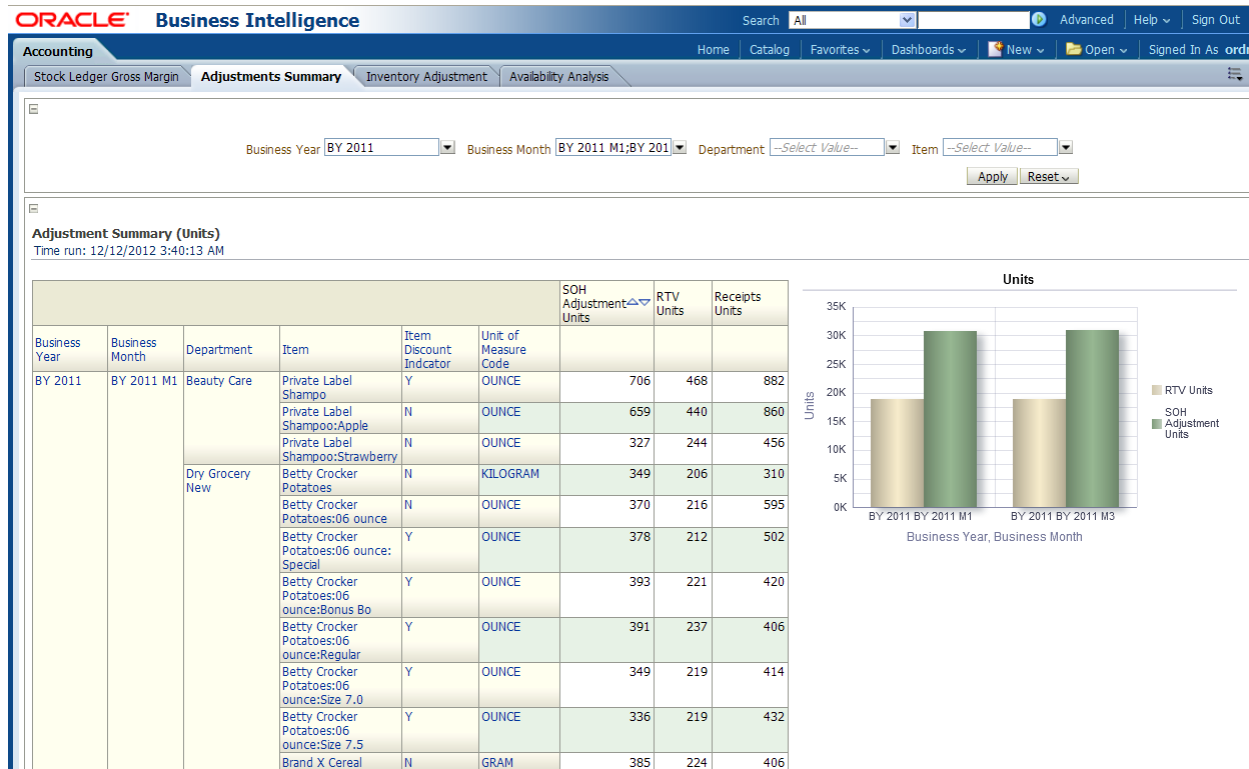
Adjustments Summary

This report, as shown in Figure 13–44 provides yearly, monthly "Adjustment Summary" information for each item department and item.

Report dimensions are:

- Business Time
- Product

Figure 13–44 Adjustments Summary



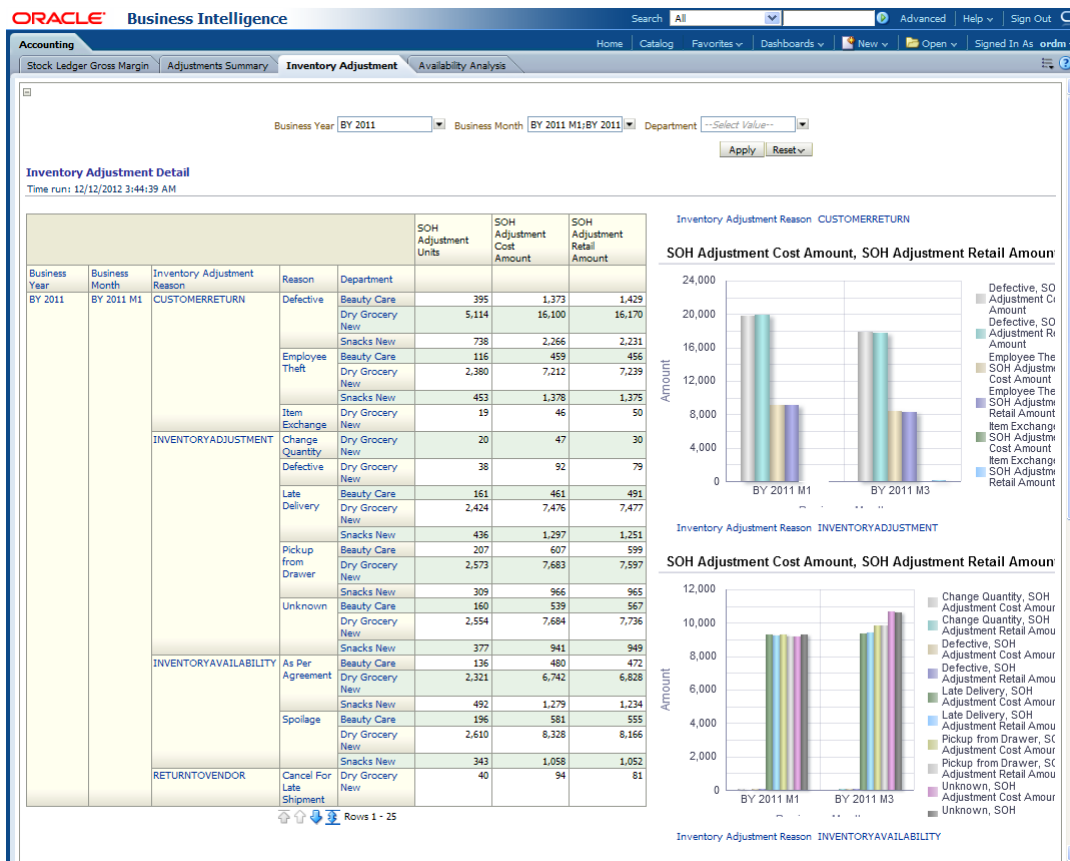
Inventory Adjustment (Detail)

This report, as shown in Figure 13–45 provides yearly, monthly "Inventory Adjustment Details" for each department with reasons.

Report dimensions are:

- Business Time
- Product
- Reason

Figure 13-45 Inventory Adjustment Details Report

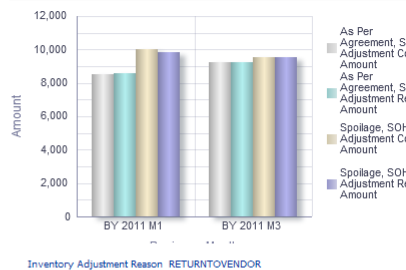


Availability Analysis

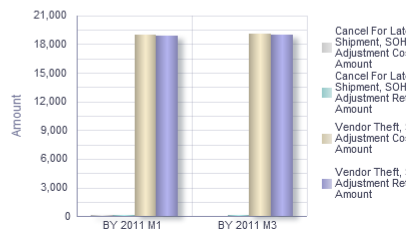
This report, as shown in Figure 13-46 analyses the yearly, monthly "Availability" information for each item department.

Report Dimensions are:

SOH Adjustment Cost Amount, SOH Adjustment Retail Amount

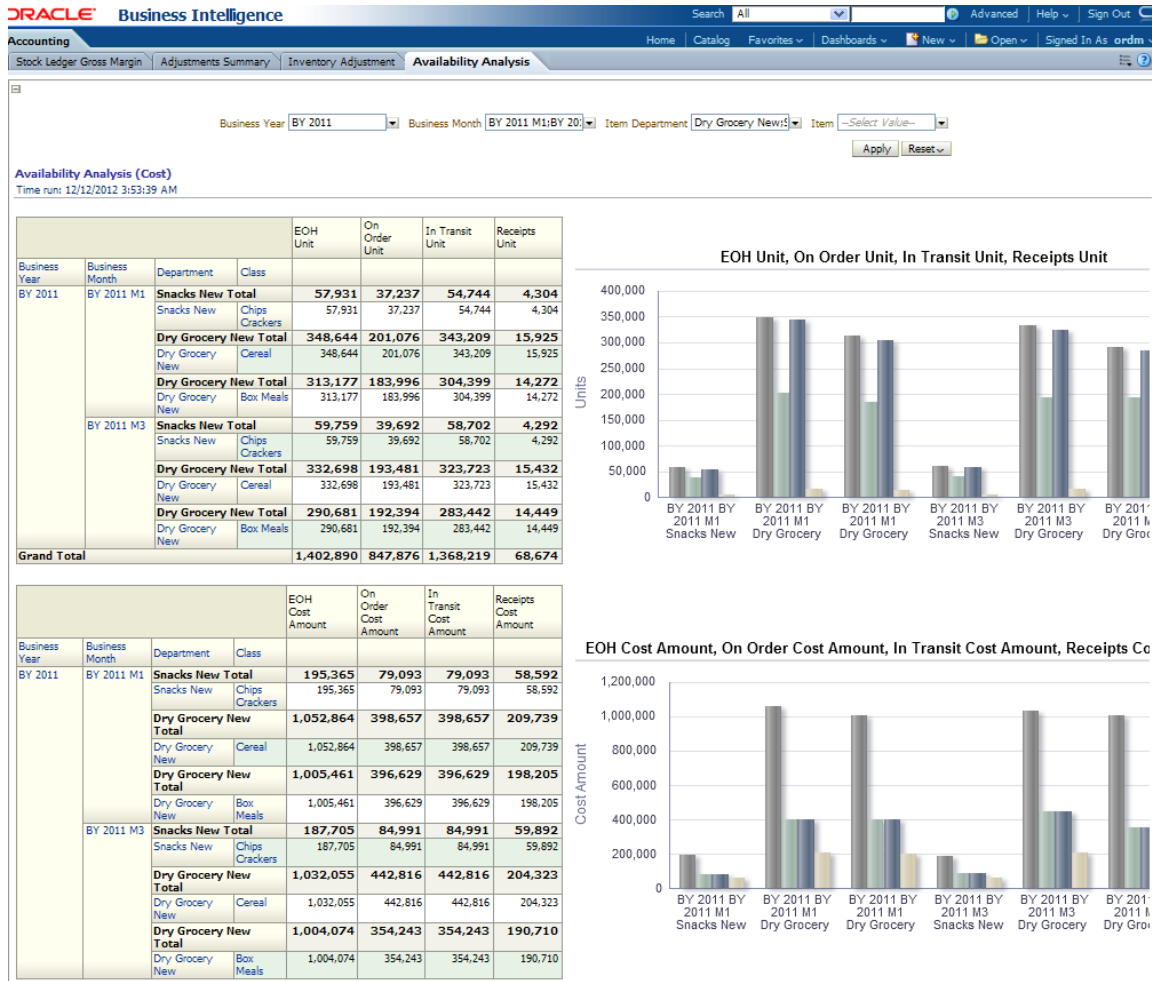


SOH Adjustment Cost Amount, SOH Adjustment Retail Amount



- Business Time
- Product

Figure 13–46 Availability Analysis Report



Compliance

Compliance area includes the following reports: [Vendor Compliance](#) and [Vendor Performance](#).

Vendor Compliance

This report, as shown in [Figure 13–47](#) provides the comparison information of current year's vendor compliance with last year for each vendor.

Report Dimensions are:

- Business Time
- Product
- Vendor

Figure 13–47 Inventory Vendor Compliance Report

Business Month	Division	Vendor	%Vendor Compliance Rating	%Vendor Compliance Rating LY	%Timeliness Rating	%Timeliness Rating LY	%Quality Rating	%Quality Rating LY	%Delivery Accuracy Rating	%Delivery Accuracy Rating LY	%Order Fulfillment Rating	%Order Fulfillment Rating LY
BY 2011 M1	Non-Perishable	B Street distribution	53.17	51.80	37.24	37.40	0.99	98.80	27.51	23.44	49.14	47.58
		Grocer Servicing	53.38	52.06	35.26	36.36	0.99	98.70	31.20	23.38	48.46	49.78
BY 2012 M1	Non-Perishable	B Street distribution	52.43	53.17	37.17	37.24	0.99	98.79	25.42	27.51	48.27	49.14
		Grocer Servicing	52.29	53.38	39.46	35.26	0.99	98.60	20.00	31.20	50.62	48.46

Vendor Performance

This report, as shown in [Figure 13–48](#) provides the yearly, monthly "Vendor's performance" information for each vendor and item.

Report Dimensions are:

- Business Time
- Product
- Vendor

Figure 13–48 Inventory Vendor Performance Report

Business Year	Business Month	Vendor	Item	Sales Amount	Receipts Retail Amount	EOH Retail Amount	Stock Turn Amount	BOH Retail Amount LW	Stock Sales Ratio
BY 2012	BY 2012 M1	Omega Distribution	Brand X Hot Cereal: Bran	40,276	7,182	110,094	14	11,744	3.43
			Brand X Hot Cereal: Rice	40,559	6,183	123,126	14	9,967	4.33
			Private Label Dehydrated Potatoes Bud	40,517	6,449	102,169	16	17,555	2.31
		Blitz Distribution	Quaker: Regular	40,504	6,416	137,686	13	13,516	3.00
			Golds	40,061	5,680	134,685	13	8,192	4.89
			Oat	40,203	6,673	126,264	13	12,982	3.10
			Pillsbury Potato Buds: Plain	40,782	7,224	125,575	15	11,067	3.69
			Private Label Hot Cereal 1: Wheat: 08 ounce	40,072	5,613	122,731	14	10,767	3.72
		Parap Distributors	Wheat	40,531	4,988	131,437	13	8,872	4.57
			Brand X Pasta	40,035	7,077	109,205	14	10,301	3.89
			Brand X Pretzel Sticks: Xtra Salty	41,032	6,729	101,616	17	8,686	4.72
			Golds: Pretzel Sticks	40,519	7,145	124,831	14	18,681	2.17
			Private Label Pasta: Spaghetti	40,906	7,270	126,912	14	14,796	2.76
		Parap Fine Foods Distribution	Betty Crocker Potatoes: 06 ounce: Special	40,268	7,516	111,689	16	15,474	2.60
			Betty Crocker Potatoes: 06 ounce: Regular	40,339	6,602	133,122	14	8,744	4.61
			Private Label Pasta X	40,878	6,648	103,716	17	7,346	5.56
		Royal Foods Distribution	Mac n Cheese: Rugrat	40,256	6,472	137,967	13	12,430	3.24
			Private Label Pretzels	51,207	5,969	166,918	18	10,972	4.67
		Menora Foods Distribution	Pillsbury Potato Buds	40,730	5,245	125,239	14	10,218	3.99
			Private Label Cereal 1	40,443	6,944	118,291	15	16,337	2.48
		Coastal Distributing	Brand X Cereal: Bran	41,075	5,438	122,844	16	17,655	2.33
			Brand X Pasta: Mac n Cheese Elbow: Varianc	40,233	6,093	115,469	15	11,666	3.45
			Brand X Pretzel Sticks	51,228	6,816	144,312	18	10,676	4.80
			Private Label Hot Cereal 1: Bran: 08 ounce	41,102	6,471	98,871	15	8,737	4.70
		Capital Distribution	Brand X Hot Cereal: Wheat	40,464	6,409	120,225	14	13,356	3.03

Merchandise

Merchandise area includes the following reports: [Comp Sales](#), [Vendor Product](#), [RTV Trend](#), [Sales and Inventory Item](#), [Vendor Sales](#), and [Sales and Inventory](#).

Comp Sales

This report, as shown in [Figure 13–49](#) provides the yearly comparison information of sales and inventory by department. You can compare the current year with last year.

Report Dimensions are:

- Business Time
- Product

Figure 13-49 Merchandise Comp Sales Report

ORACLE Business Intelligence

Search All Advanced Help Sign Out

Merchandise Vendor Product RTV Trend Sales & Inventory Item Vendor Sales Sales & Inventory

Business Year BY 2011:BY 2012 Item Department Dry Grocery New:B

Apply Reset

Comp Sales and Inventory by Department
Time run: 12/13/2012 1:59:51 AM

Business Year	Department	Sales Amount(Local)	Sales Amount LY	% Change Sales Amount(Local) vs. LY	Comp Sales Amount	Comp Sales Amount	% Change Comp Sales Amount vs. Comp Base	Profit(Local)	% Profit (Local)	Comp Profit	Comp Base Profit	% Change Comp Profit vs. Comp Base	EOH Retail Amount Department	EOH Retail Amount LY	% Change EOH Retail Amount vs. LY	Comp EOH Retail Amount	Comp Base EOH Retail Amount
Grand Total		75,432,906	70,407,976	0.93	75,432,906	70,407,976	0.07	3,496,734	4.22	11,213,004	12,370,766	-9.36	8,793,124	813,038	981.51	8,793,124	813,038
BY 2011	Beauty Care	2,646,229	2,339,842	13.64	2,646,229	2,339,842	0.13	132,148	4.23	506,457	371,150	36.46	64,128	45,324	41.49	64,128	45,324
	Dry Grocery New	33,245,923	32,175,982	1.62	33,245,923	32,175,982	0.03	1,611,734	4.19	6,248,815	5,244,344	19.15	748,910	740,916	1.08	748,910	740,916
BY 2012	Beauty Care	2,909,441	2,646,229	-0.39	2,909,441	2,646,229	0.10	127,003	4.08	334,928	506,457	-33.87	667,542	64,128	940.95	667,542	64,128
	Dry Grocery New	36,631,313	33,245,923	-0.55	36,631,313	33,245,923	0.10	1,625,849	4.25	4,122,804	6,248,815	-34.02	8,125,582	748,910	984.99	8,125,582	748,910

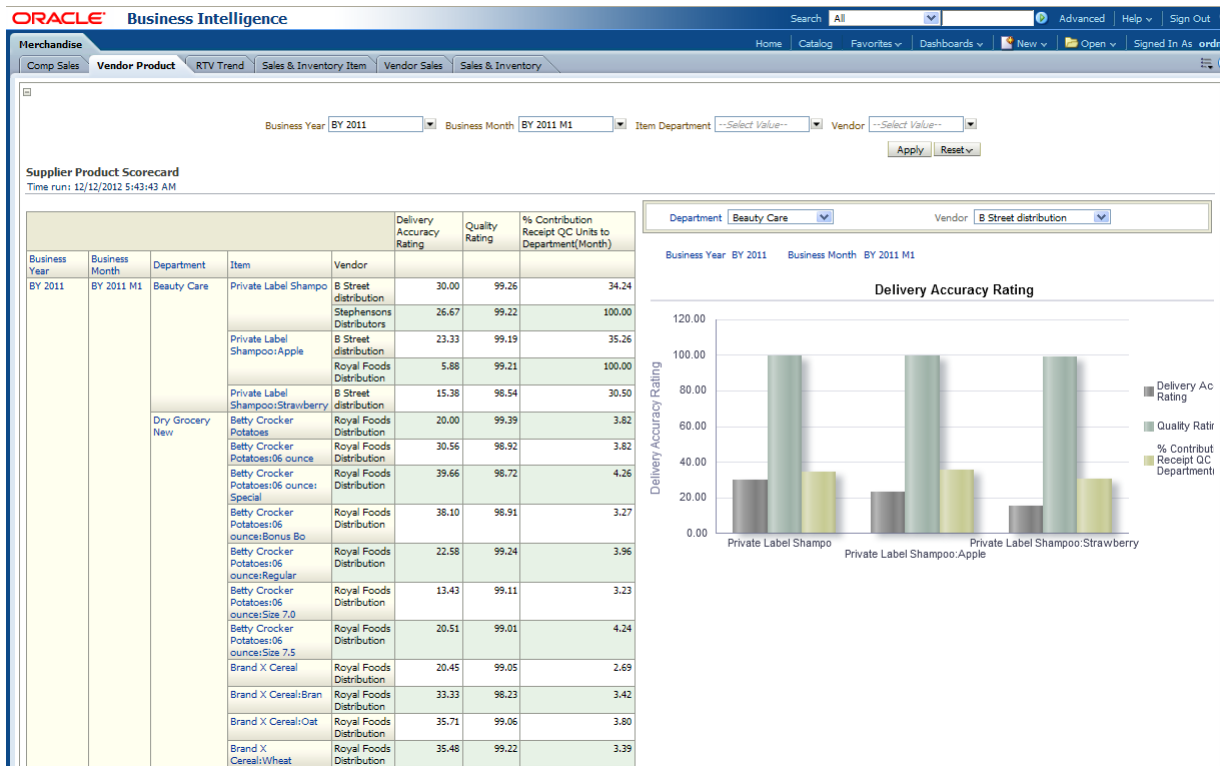
Vendor Product

This report, as shown in Figure 13-50 provides the yearly and monthly "Supplier Product Scorecard" information for each vendor.

Report Dimensions are:

- Business Time
- Product
- Vendor

Figure 13-50 Merchandise Vendor Product Report



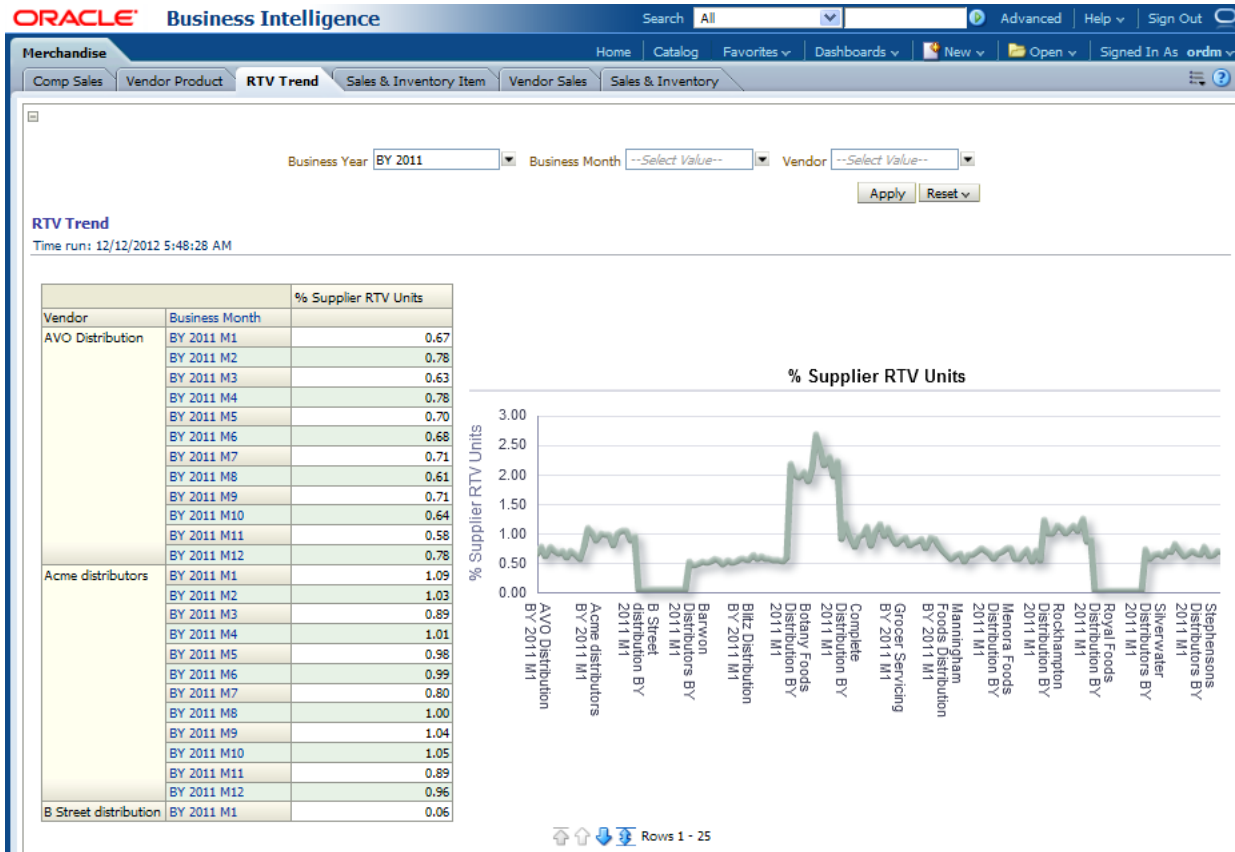
RTV Trend

This report as shown in Figure 13–51 provides the yearly, monthly "RTV Trend" information for each vendor.

Report Dimensions are:

- Business Time
- Vendor

Figure 13–51 Merchandise RTV Trend Report



Sales and Inventory Item

This report as shown in Figure 13–52 analyses the yearly sales and profit for each vendor and product.

Report dimensions are:

- Business Time
- Product

Figure 13–52 Merchandise Sales and Inventory Item Report

ORACLE Business Intelligence

Search: All [Advanced] [Help] [Sign Out]

Merchandise [Home] [Catalog] [Favorites] [Dashboards] [New] [Open] [Signed In As]

Comp Sales Vendor Product RTV Trend **Sales & Inventory Item** Vendor Sales Sales & Inventory

Business Year: BY 2011 Department: Beauty Care:Dry Gro Item: --Select Value--

Apply Reset

Department - Item Sales and Inventory Contribution
Time run: 12/13/2012 8:41:42 AM

Business Year	Department	Item	Sales Amount	% Contribution Sales Amount to Department	BOH Retail Amount	% Contribution EOH Retail Amount to Department	Contract Order Cost Amount	% Contribution Contract Order Cost Amount to Department
BY 2011	Beauty Care	Private Label Shampo	1,099,953	41.57	25,663	41.19	14,444	39.91
		Private Label Shampoo:Apple	1,077,425	40.72	20,996	43.87	14,413	39.82
		Private Label Shampoo:Strawberry	468,851	17.72	17,416	14.94	7,335	20.27
	Dry Grocery New	Betty Crocker Potatoes	477,353	1.44	13,885	1.39	7,264	1.45
		Betty Crocker Potatoes:06 ounce	473,851	1.43	12,693	0.72	7,294	1.45
		Betty Crocker Potatoes:06 ounce: Special	476,582	1.43	3,184	1.37	7,225	1.44
		Betty Crocker Potatoes:06 ounce:Bonus Bo	473,864	1.43	10,899	1.96	7,350	1.46
		Betty Crocker Potatoes:06 ounce:Regular	473,919	1.43	11,273	1.02	7,287	1.45
		Betty Crocker Potatoes:06 ounce:Size 7.0	482,863	1.45	9,707	0.84	7,177	1.43
		Betty Crocker Potatoes:06 ounce:Size 7.5	485,581	1.46	13,093	1.29	7,234	1.44
		Brand X Cereal	492,898	1.48	5,753	1.51	7,243	1.44
		Brand X Cereal:Bran	490,388	1.48	6,855	1.17	7,211	1.44
		Brand X Cereal:Oat	495,008	1.49	5,893	0.94	7,402	1.47
		Brand X Cereal:Wheat	495,358	1.49	5,010	1.82	7,364	1.47
		Brand X Hot Cereal	465,434	1.40	9,734	0.78	7,270	1.45
		Brand X Hot Cereal:Bran	462,318	1.39	8,268	1.98	7,173	1.43
		Brand X Hot Cereal:Multi	462,678	1.39	17,945	1.75	7,287	1.45
		Brand X Hot Cereal:Oat	459,546	1.38	11,390	2.08	7,205	1.43
		Brand X Hot Cereal:Rice	460,676	1.39	11,755	1.29	7,303	1.45
		Brand X Hot Cereal:Wheat	457,830	1.38	12,468	1.15	7,372	1.47
	Brand X Pasta	493,138	1.48	12,502	0.89	7,240	1.44	
	Brand X Pasta:Mac n Cheese Elbow	490,096	1.47	8,641	1.17	7,275	1.45	
	Brand X Pasta:Mac n Cheese Elbow:Varianc	978,702	2.94	13,629	3.41	14,752	2.94	
Brand X Pasta:Mac n Cheese	488,207	1.47	13,265	1.86	7,225	1.44		

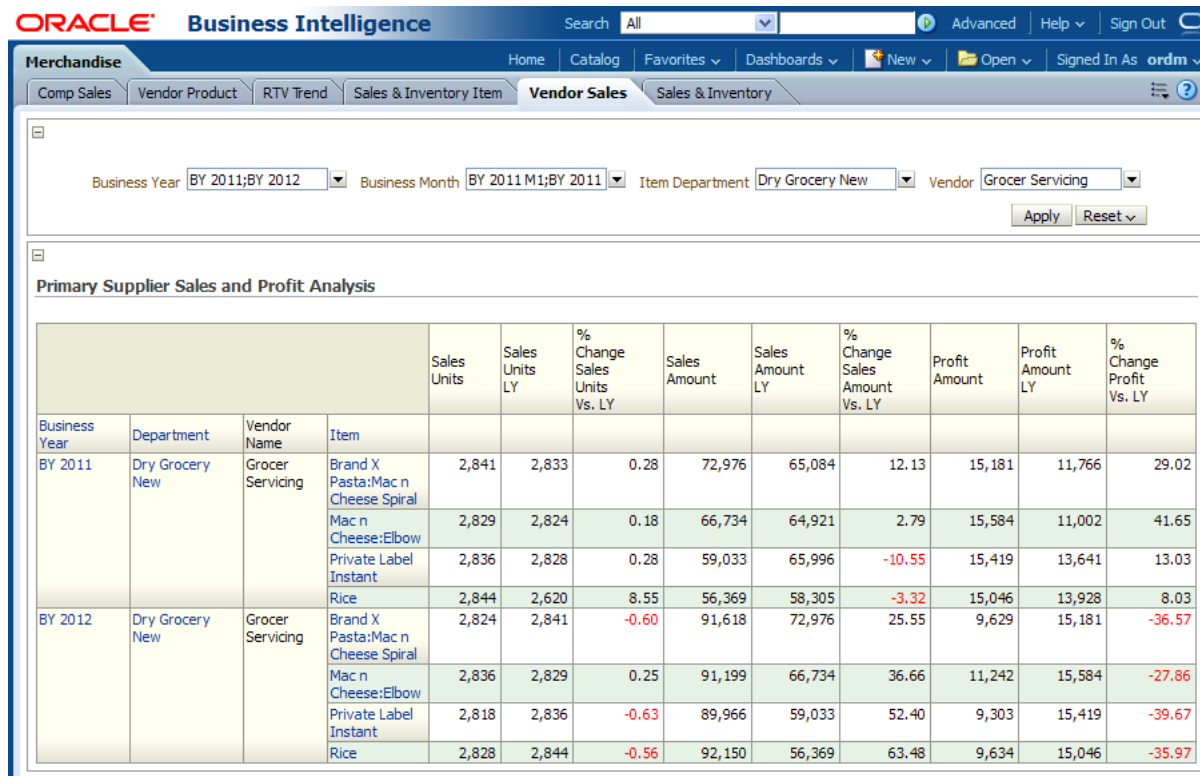
Vendor Sales

This report as shown in Figure 13–53 analyses the yearly sales and profit for each vendor and product.

Report Dimensions are:

- Business Time
- Vendor
- Product

Figure 13–53 Merchandise Vendor Sales Report



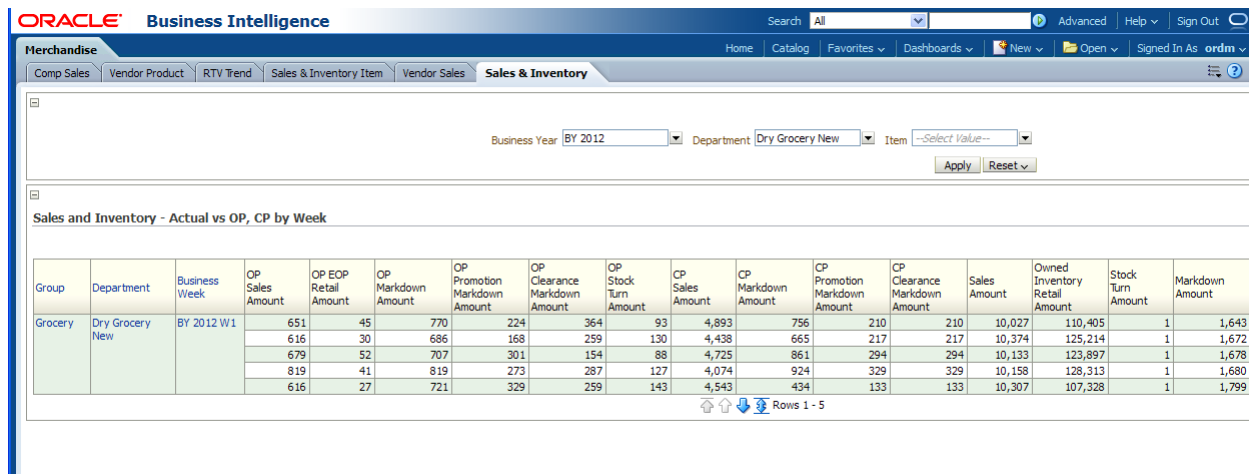
Sales and Inventory

This report, as shown in Figure 13–54 provides the year level "Sales and Inventory" information for each Department and Item which can be compared with last year's metrics such as LY, and percent change LY.

Report dimensions are:

- Business Time
- Product

Figure 13–54 Merchandise Sales and Inventory Report



Quality Assurance

Quality Assurance area includes the following reports: [Delivery Accuracy](#), [Quality Measure](#), and [Timeliness](#).

Delivery Accuracy

This report, as shown in [Figure 13–55](#) provides the yearly delivery accuracy information for each product and vendor.

Report Dimensions are:

- Business Time
- Product
- Vendor

Figure 13–55 Quality Assurance Delivery Accuracy Report

Business Year	Division	Vendor	Delivery Accuracy Rating	Count of Deliveries	Count of ASN Expected Deliveries	Count of ASN Over Deliveries	% ASN Over Deliveries	Count of ASN Under Deliveries	% ASN Under Deliveries	Count of Mismatched Deliveries	% Mismatched Deliveries
BY 2012	No Division	B Street distribution	25.16	2,146	540	520	24.23	559	26.05	527	24.56
		Royal Foods Distribution	26.13	708	185	182	25.71	169	23.87	172	24.29
		Stephensons Distributors	22.80	728	166	198	27.20	182	25.00	182	25.00
	Non-Perishable	AVO Distribution	28.25	722	204	165	22.85	167	23.13	186	25.76
		Acme distributors	26.97	2,154	581	492	22.84	533	24.74	548	25.44
		B Street distribution	24.90	22,566	5,619	5,586	24.75	5,737	25.42	5,624	24.92
		Barwon Distributors	25.10	1,478	371	372	25.17	393	26.59	342	23.14
		Blitz Distribution	25.28	2,180	551	544	24.95	535	24.54	550	25.23
		Botany Foods Distribution	25.41	728	185	176	24.18	181	24.86	186	25.55
		Complete Distribution	25.72	696	179	169	24.28	180	25.86	168	24.14
		Grocer Servicing	24.03	1,436	345	360	25.07	379	26.39	352	24.51
		Manningham Foods Distribution	25.60	1,488	381	379	25.47	368	24.73	360	24.19
		Menora Foods Distribution	24.80	754	187	200	26.53	179	23.74	188	24.93
		Rockhampton Distribution	25.89	784	203	214	27.30	192	24.49	175	22.32
		Royal Foods Distribution	25.11	20,298	5,097	5,145	25.35	5,009	24.68	5,047	24.86
		Silverwater Distributors	25.57	700	179	162	23.14	167	23.86	192	27.43
		Stephensons Distributors	26.39	720	190	172	23.89	179	24.86	179	24.86
		Superstock Distributors	22.50	729	164	186	25.51	198	27.16	181	24.83

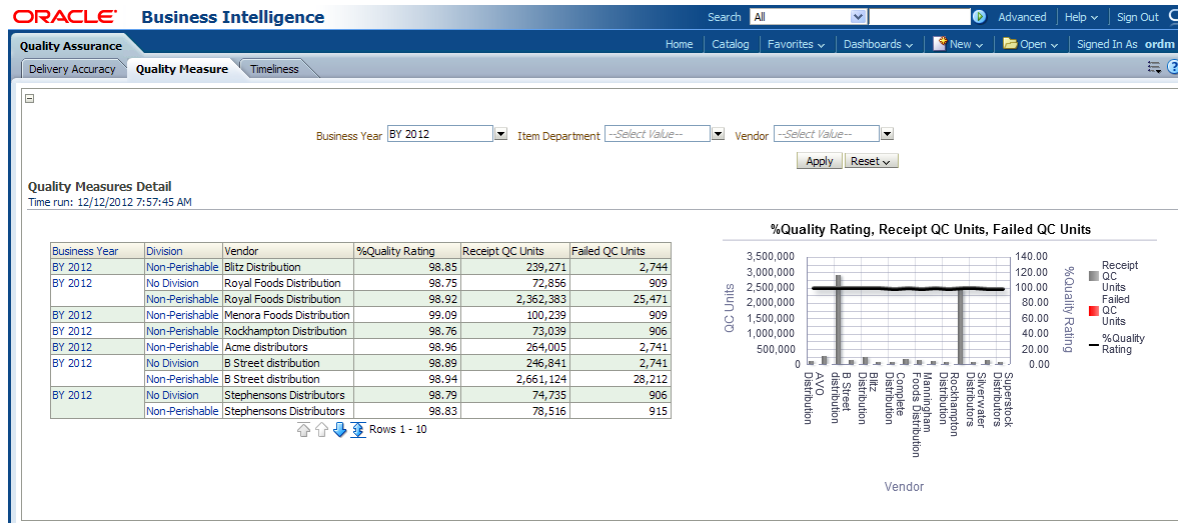
Quality Measure

This report, as shown in [Figure 13–56](#) provides the yearly quality measure details for each product division and vendor.

Report Dimensions are:

- Business Time
- Product
- Vendor

Figure 13–56 Quality Measure Report



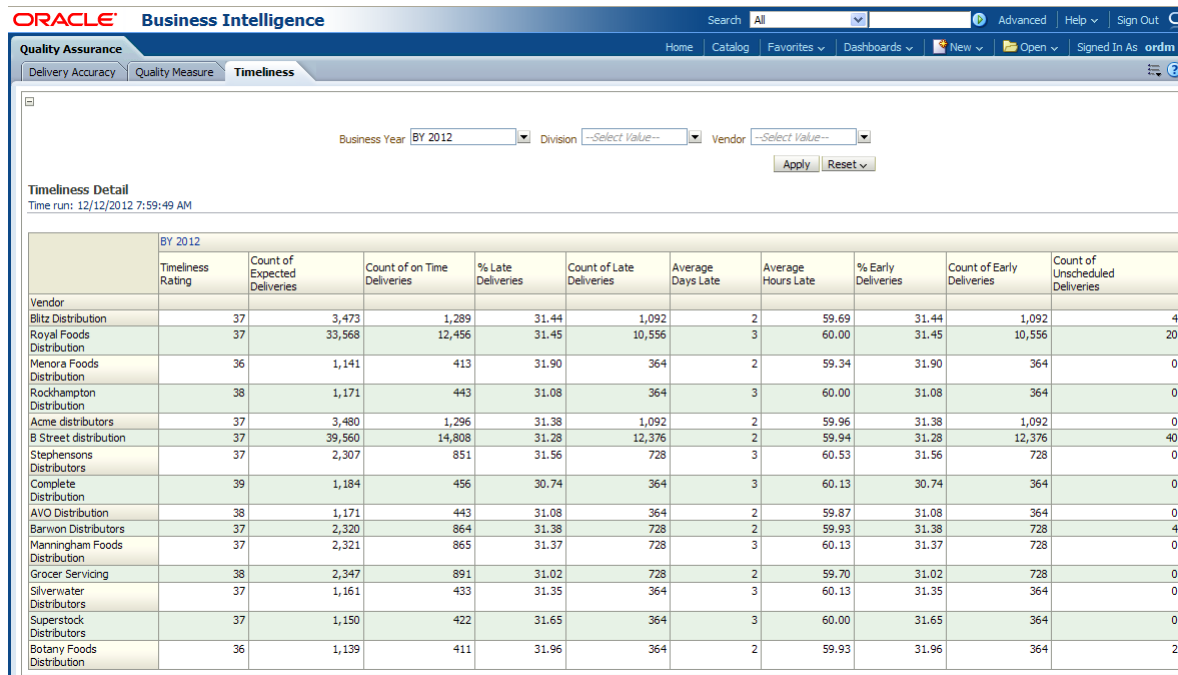
Timeliness

This report, as shown in Figure 13–57 provides the timeliness details for each product division vendor.

Report Dimensions are:

- Business Time
- Vendor

Figure 13–57 Quality Assurance Timeliness Report



Stock Movement

Stock Movement area includes the following reports: [Inventory and Receipts](#), and [Ending On Hand \(EOH\) Value](#).

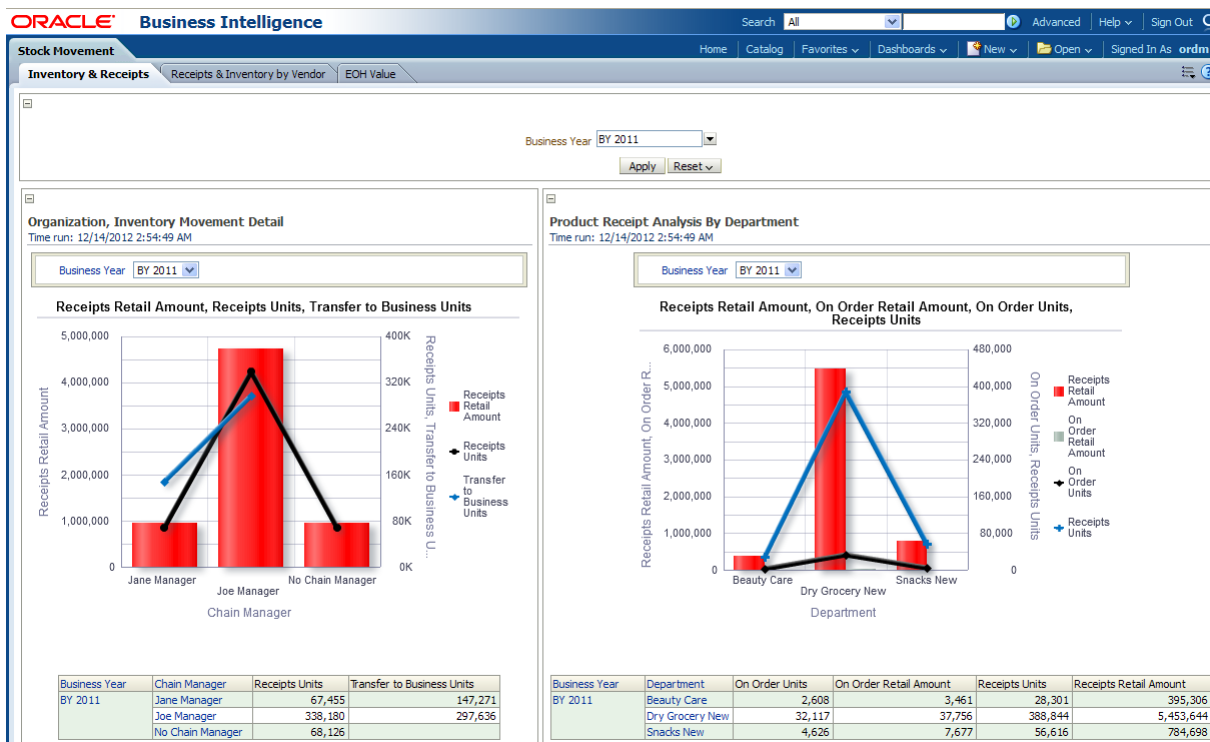
Inventory and Receipts

This report, as shown in [Figure 13-58](#) provides the yearly "Inventory and Receipts" information for each department. Also provides the organization, Inventory movement details.

Report Dimensions are:

- Business Time
- Product
- Organization

Figure 13-58 Stock Movement Inventory and Receipts



Receipts and Inventory by Vendor

This report, as shown in [Figure 13-59](#) and [Figure 13-60](#) the yearly receipts details for each vendor. Also provides the "Vendor Inventory Movement" details.

Report Dimensions are:

- Business Time
- Product
- Organization
- Vendor

Figure 13–59 Stock Movement Receipts and Inventory by Vendor Report

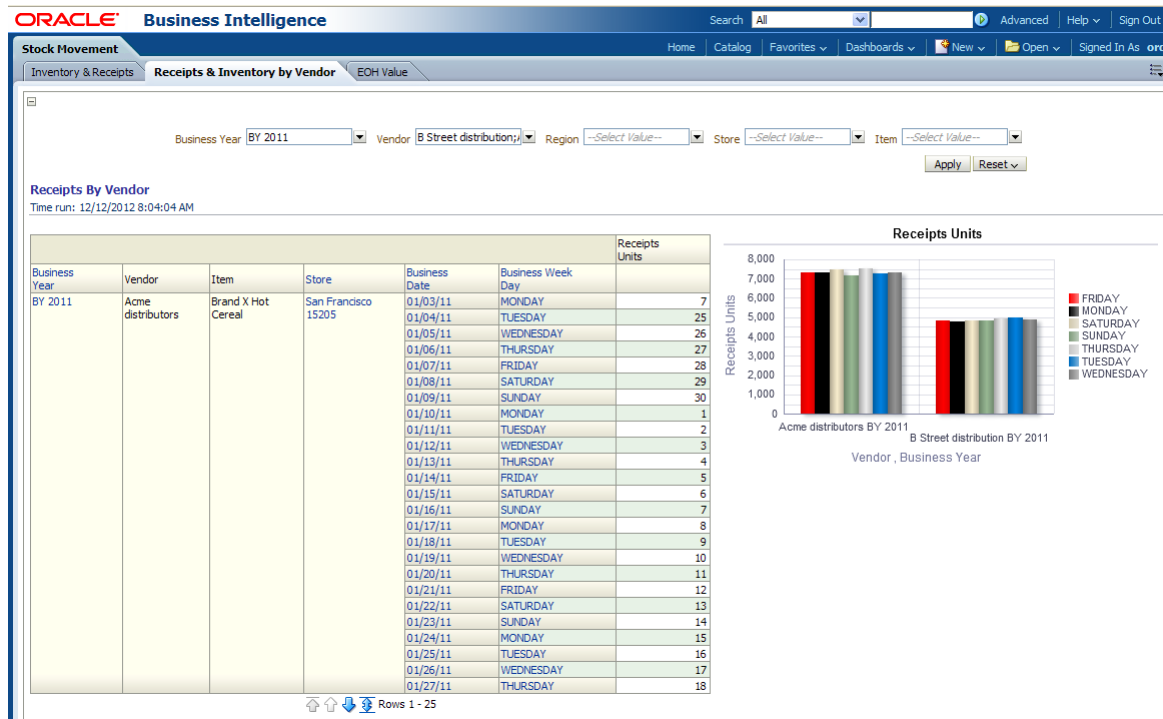
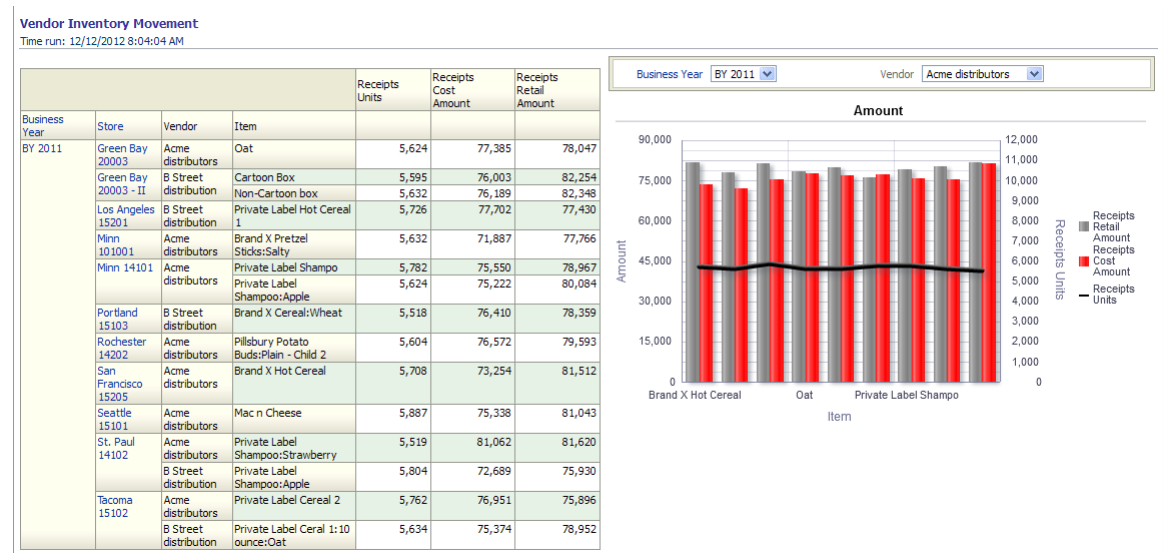


Figure 13–60 Stock Movement Vendor Inventory Report



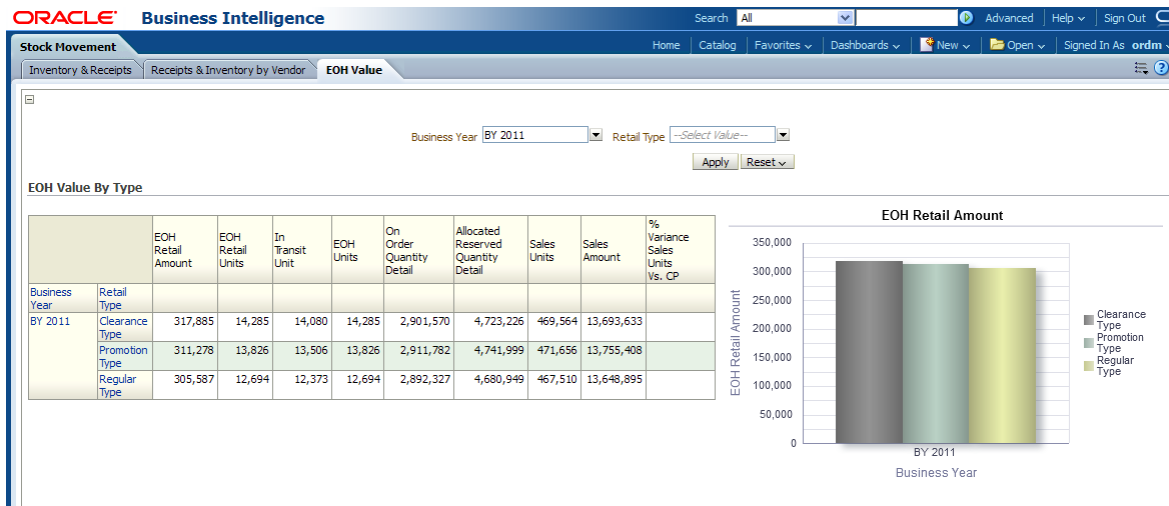
Ending On Hand (EOH) Value

This report, as shown in Figure 13–61 provides the details about the stock at the end of a business year for each retail type.

Report Dimensions are:

- Business Time
- Retail Type

Figure 13–61 Ending On Hand (EOH) Value Report



Order Management Reports

Order Management Reports include the following areas: [Order Status](#).

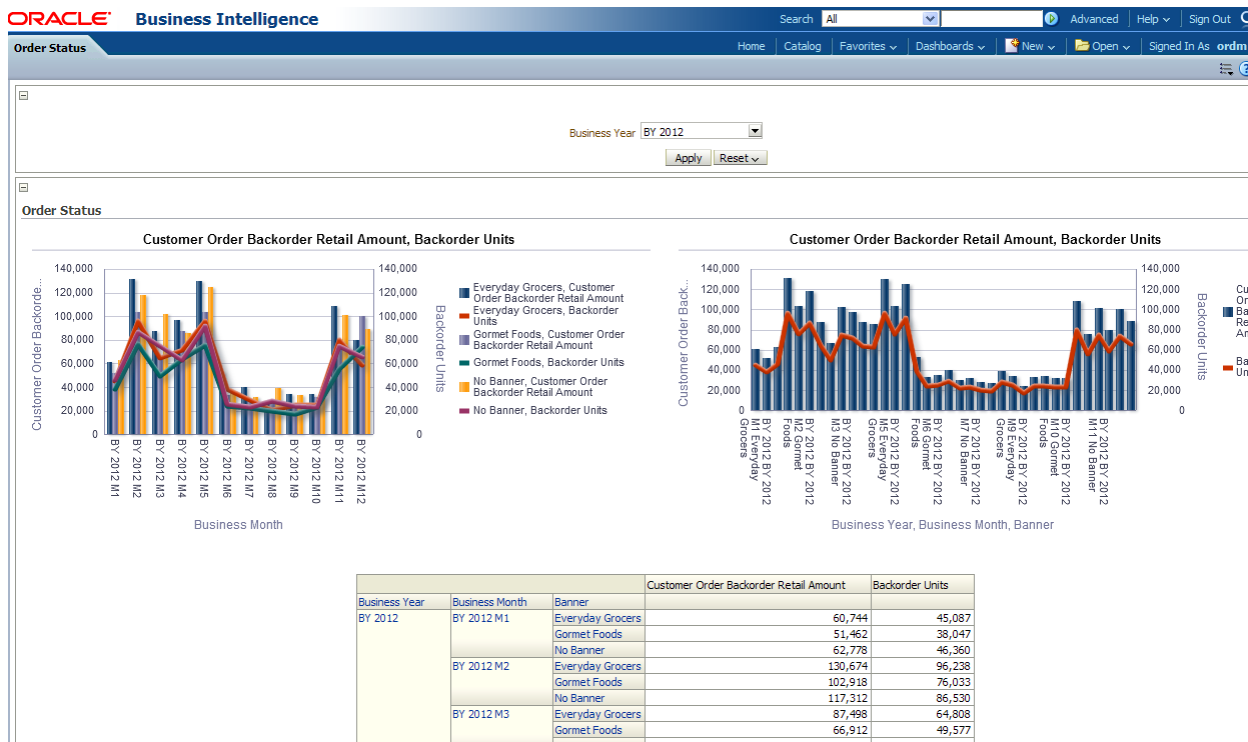
Order Status

This report as shown in [Figure 13–62](#) provides the year month-level "Order Status" information for each "Organization Banner" which can be compared with "Customer Order Backorder Retail Value" and "Backorder Units".

Report dimensions are:

- Time
- Organization

Figure 13–62 Order Status Report



Store Operation Reports

The Store Operation reports include the following areas:

- [Comp Store](#)
- [Store Performance](#)
- [Over/Short](#)
- [Traffic](#)
- [Transaction](#)
- [Store Loss Analysis](#)

Comp Store

Stock Movement area includes the following reports: [Sales Analysis](#), and [Sales Comparison](#).

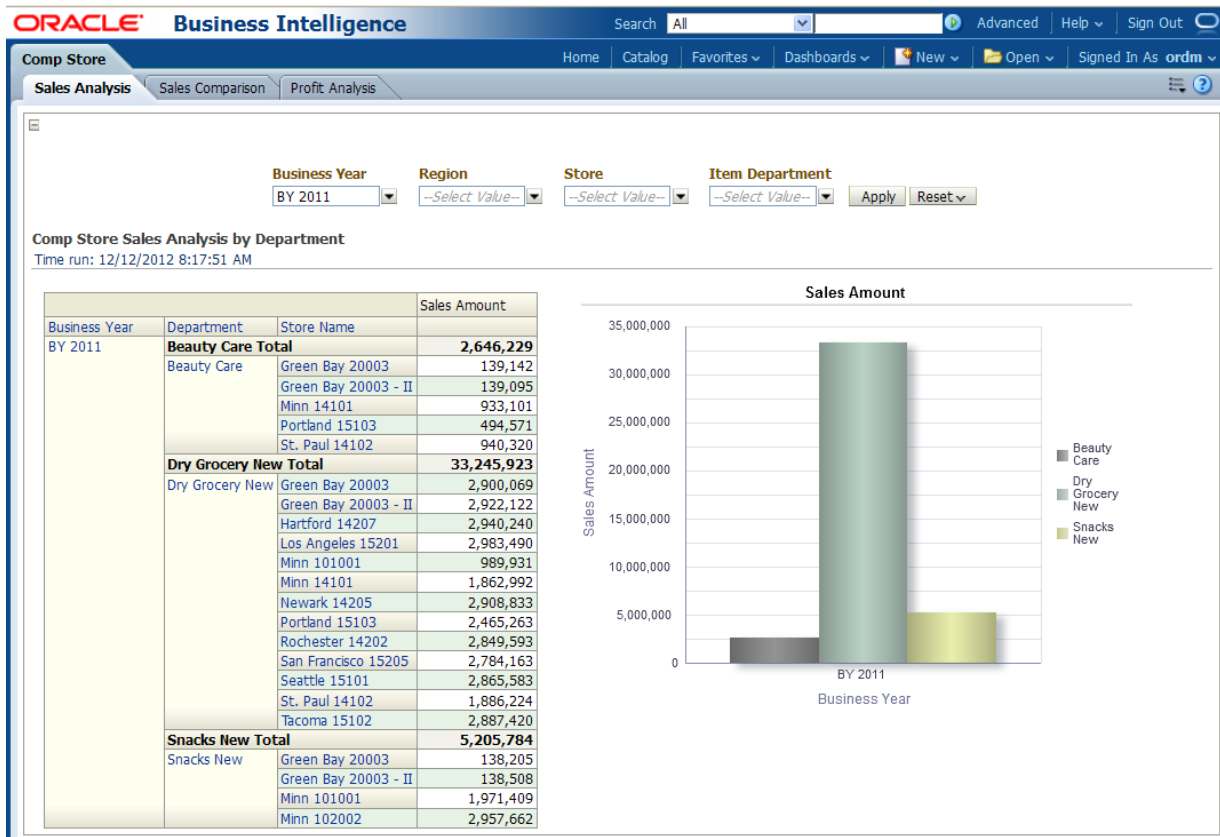
Sales Analysis

This report, as shown in [Figure 13–63](#) provides the year level "Sales Analysis" information for each Region, Store and Item Department.

Report dimensions are:

- Business Time
- Organization
- Product

Figure 13–63 Comp Store Sales Analysis Report



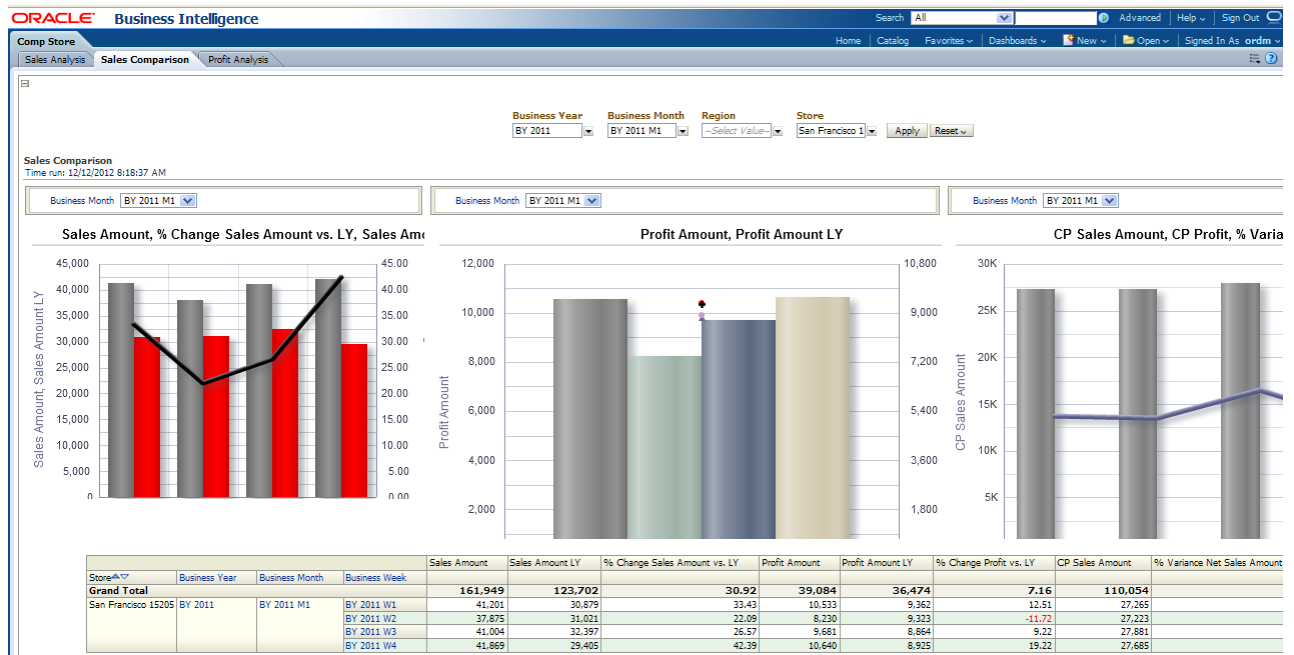
Sales Comparison

This report, as shown in Figure 13–64 provides the year month-level "Sales Comparison" information for each Region and each "Store" which can be compared with last year's metrics like LY, % Change LY.

Report dimensions are:

- Business Time
- Organization

Figure 13–64 Sales Comparison Report



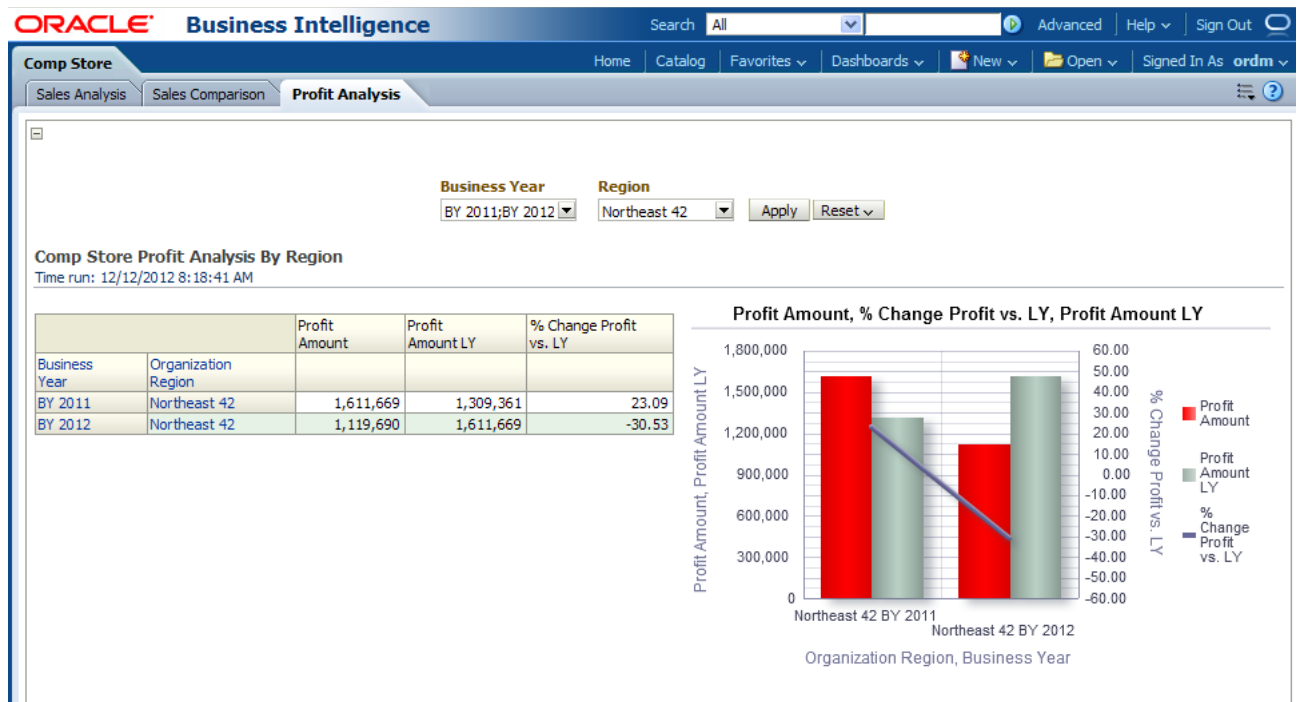
Profit Analysis

This report as shown in Figure 13–65 provides the year level "Profit Analysis" information for each Region which can be compared with last year's metrics such as LY, % Change LY.

Report dimensions are:

- Business Time
- Organization

Figure 13–65 Comp Store Profit Analysis Report



Store Performance

Store Performance area includes the following reports: [Contribution](#), [Store Performance](#), [Ranking](#), and [Scorecard](#).

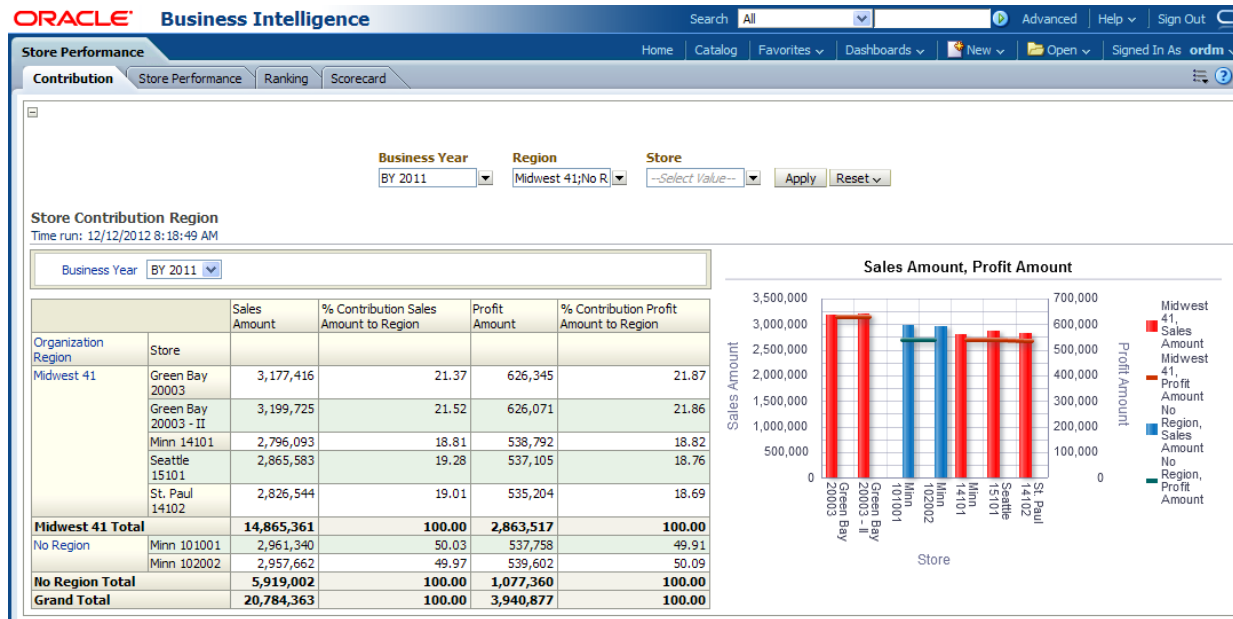
Contribution

This report, as shown in [Figure 13–66](#) provides the year level "Contribution" information for each Region and Store.

Report dimensions are:

- Business Time
- Organization

Figure 13–66 Store Performance Contribution Report



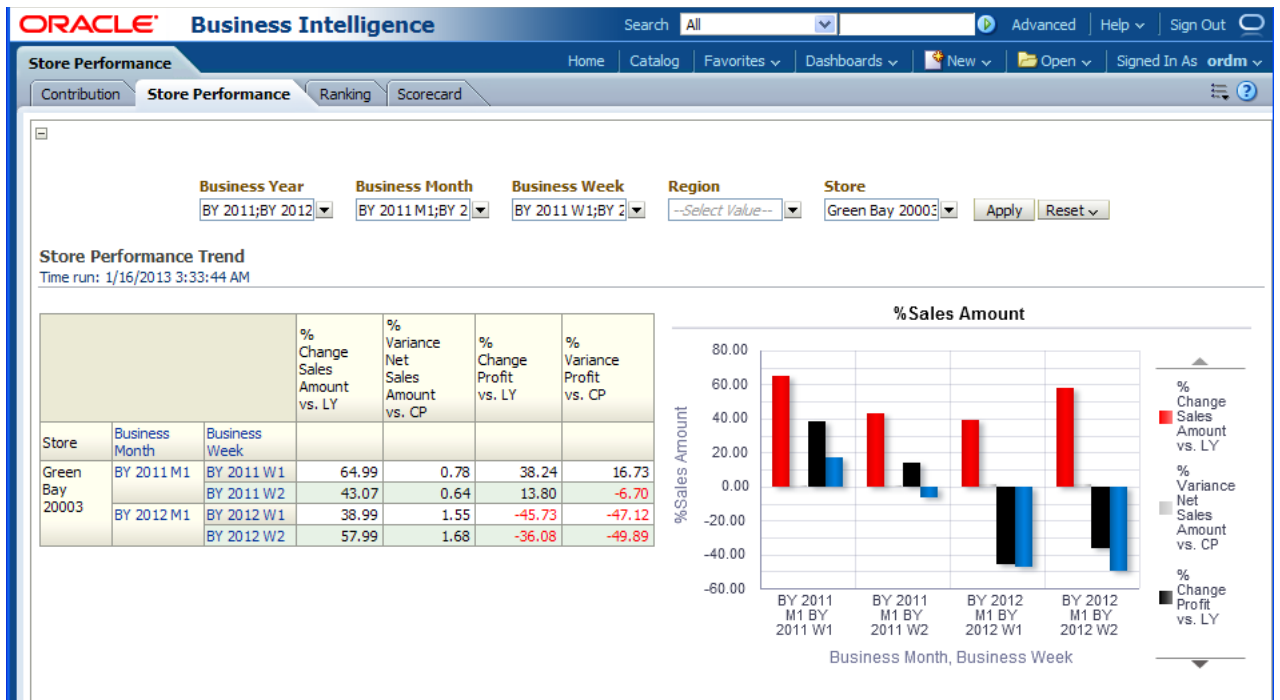
Store Performance

This report, as shown in Figure 13–67 provides the year month week-level "Store Performance Trend" information for each "Store" with respect to each "Organization Region" which can be compared with last year's metrics like LY, % Change LY.

Report dimensions are:

- Business Time
- Organization

Figure 13–67 Store Performance Report



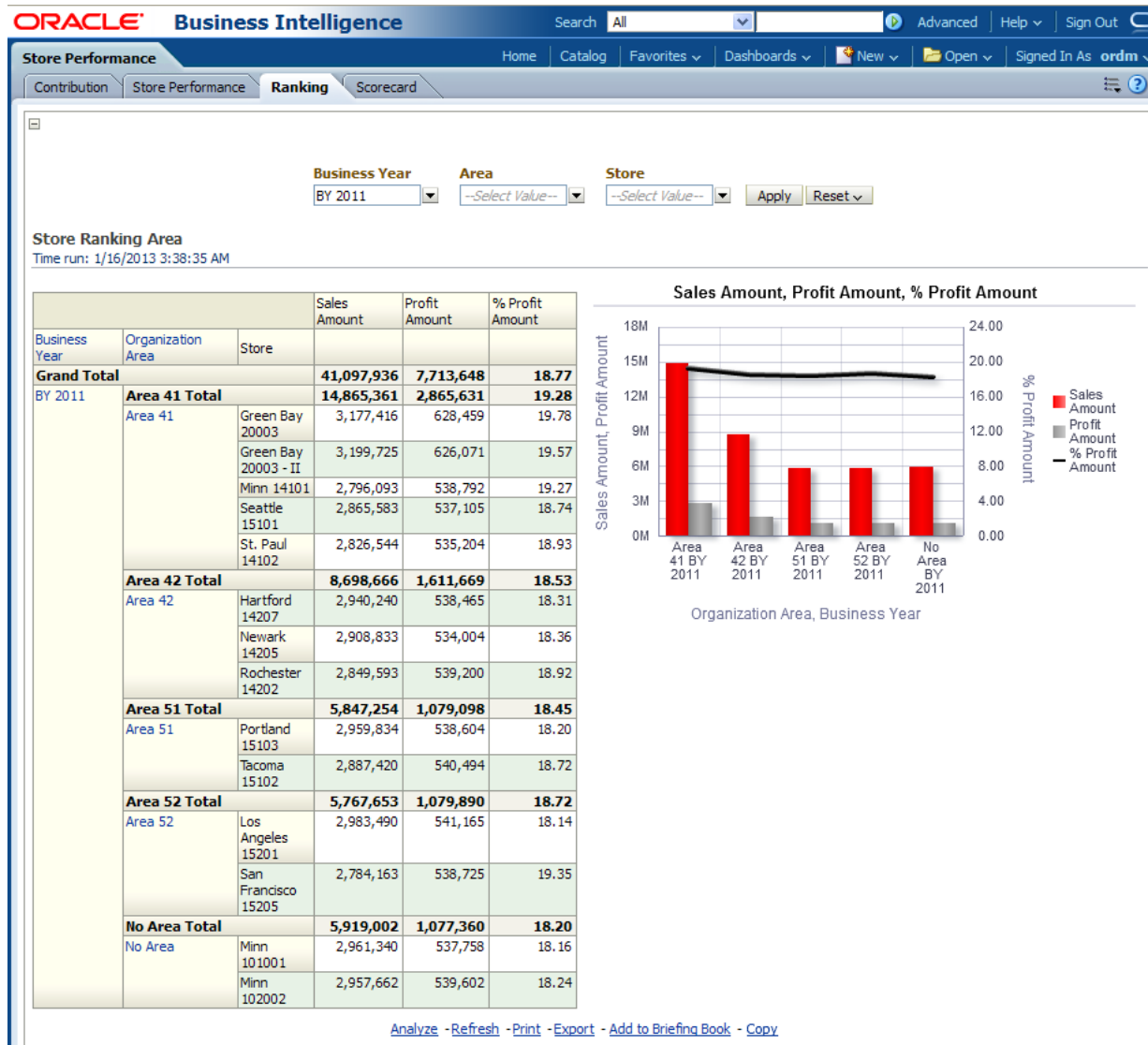
Ranking

This report, as shown in Figure 13–68 provides the year level "Ranking" information for each Area and "Store".

Report dimensions are:

- Business Time
- Organization

Figure 13–68 Store Performance Ranking Report



Scorecard

This report, as shown in Figure 13–69 provides the store sales scorecard,(Local) information for each Area and "Store".

Report dimensions are:

- Business Time
- Organization

Figure 13–69 Store Performance Scorecard Report

Store	Department	Business Year	Business Month	Business Week	Sales Amount(Local)	Sales Amount(Local) LY	% Change Sales Amount(Local) Vs. LY	Profit(Local)	Profit(Local) LY	% Change Profit(Local) Vs. LY	
Minn 14101	Beauty Care	BY 2011	BY 2011 M1	BY 2011 W1	22,429	21,306	5.27	1,621	911	77.94	
				BY 2011 W2	22,975	21,349	7.62	1,583	903	75.30	
				BY 2011 W3	22,947	21,385	7.30	1,440	1,254	14.83	
				BY 2011 W4	22,939	21,522	6.58	1,471	1,190	23.61	
		BY 2011 M1 Total				91,290	85,562	6.69	6,115	4,258	43.61
		BY 2012	BY 2012 M1	BY 2012 W1	20,825	22,429	-7.15	821	1,621	-49.35	
				BY 2012 W2	21,769	22,975	-5.25	761	1,583	-51.93	
				BY 2012 W3	21,436	22,947	-6.58	843	1,440	-41.46	
	BY 2012 W4			20,948	22,939	-8.68	826	1,471	-43.85		
	BY 2012 M1 Total				84,978	91,290	-6.91	3,251	6,115	-46.84	
	Dry Grocery New	BY 2011	BY 2011 M1	BY 2011 W1	45,773	41,651	9.90	1,444	1,767	-18.28	
				BY 2011 W2	46,014	42,052	9.42	1,225	1,757	-30.28	
				BY 2011 W3	45,193	42,557	6.19	2,371	1,764	34.41	
				BY 2011 W4	44,946	42,566	5.59	1,399	1,651	-15.26	
		BY 2011 M1 Total				181,926	168,826	7.76	6,439	6,939	-7.21
		BY 2012	BY 2012 M1	BY 2012 W1	42,928	45,773	-6.22	1,650	1,444	14.27	
BY 2012 W2				42,263	46,014	-8.15	1,833	1,225	49.63		
BY 2012 W3				41,462	45,193	-8.26	1,992	2,371	-15.98		
BY 2012 W4	41,489			44,946	-7.69	1,969	1,399	40.74			
BY 2012 M1 Total				168,142	181,926	-7.58	7,444	6,439	15.61		

Over/Short

Over/Short area includes the following reports: [Employee Over/Short](#) and [Store Over/Short](#).

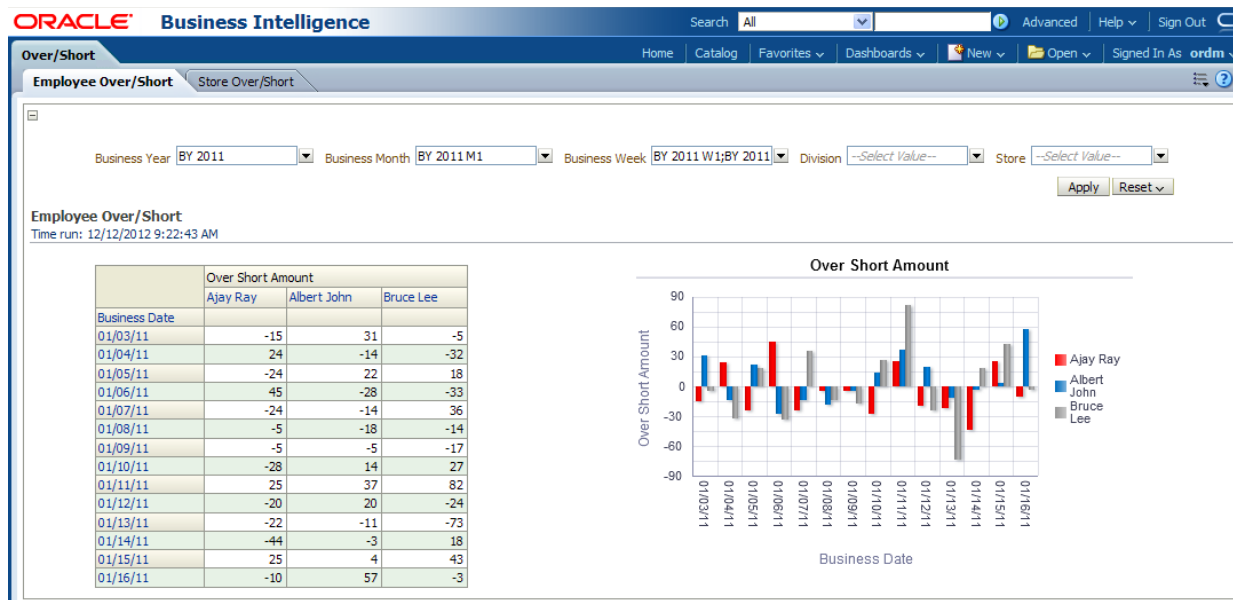
Employee Over/Short

This report, as shown in [Figure 13–70](#) provides the year month week-level "Employee Over/Short" information for each Employee with respect to each "Organization Division" and "Store".

Report dimensions are:

- Business Time
- Organization
- Employee

Figure 13–70 Employee Over/Short Report



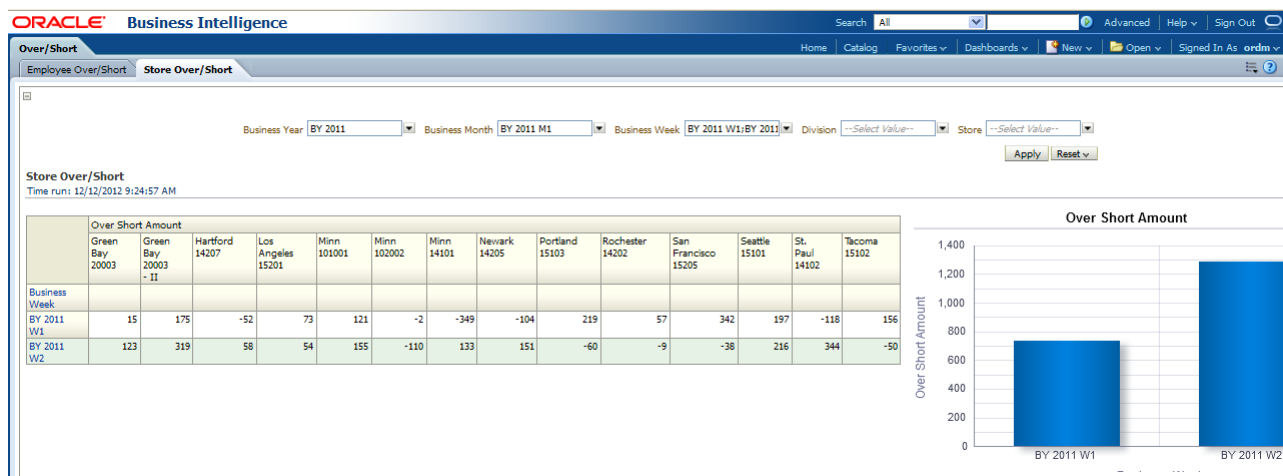
Store Over/Short

This report, as shown in Figure 13–71 provides the year month week-level "Store Over/Short" information for each "Store" with respect to each "Organization Division".

Report dimensions are:

- Business Time
- Organization

Figure 13–71 Store Over/Short Report



Traffic

Traffic area includes the following reports: [Store Traffic Day](#) and [Store Traffic Week](#).

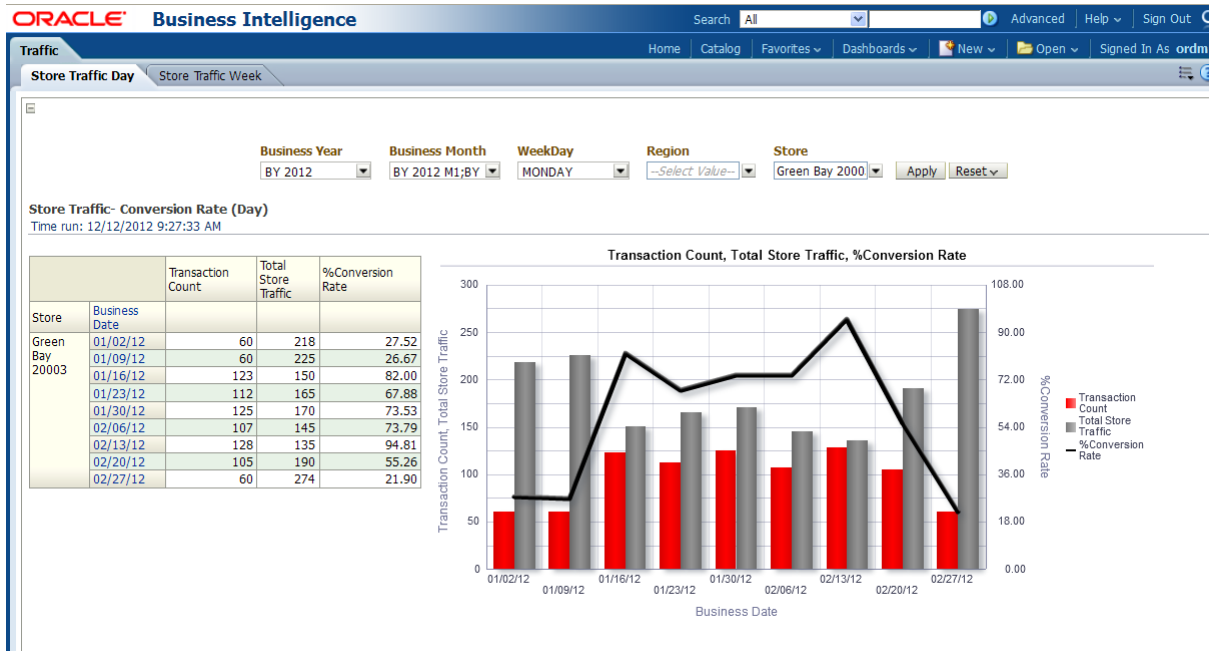
Store Traffic Day

This report, as shown in [Figure 13-72](#) provides the year month weekday-level "Store Traffic-Conversion Rate" information for each "Store" with respect to each "Organization Region".

Report dimensions are:

- Business Time
- Organization

Figure 13-72 Traffic Store Traffic Day Report



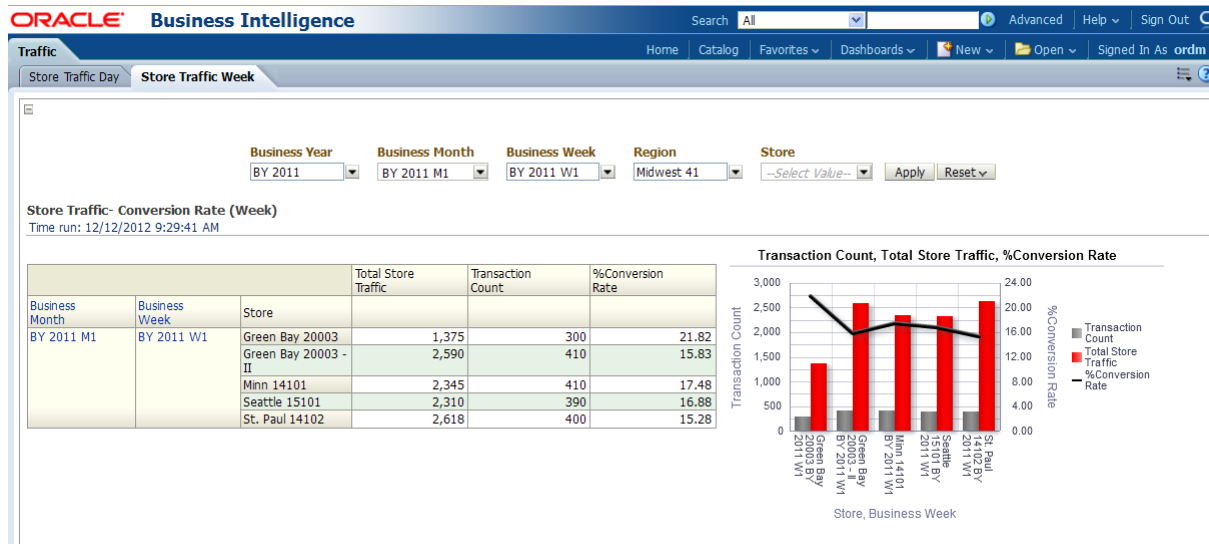
Store Traffic Week

This report, as shown in [Figure 13-73](#) provides the year month week-level "Store Traffic-Conversion Rate" information for each "Store" with respect to each "Organization Region".

Report dimensions are:

- Business Time
- Organization

Figure 13–73 Store Traffic Week Report



Transaction

Transaction includes the [Hourly Sales](#) and [Hourly Sales Trend](#) reports.

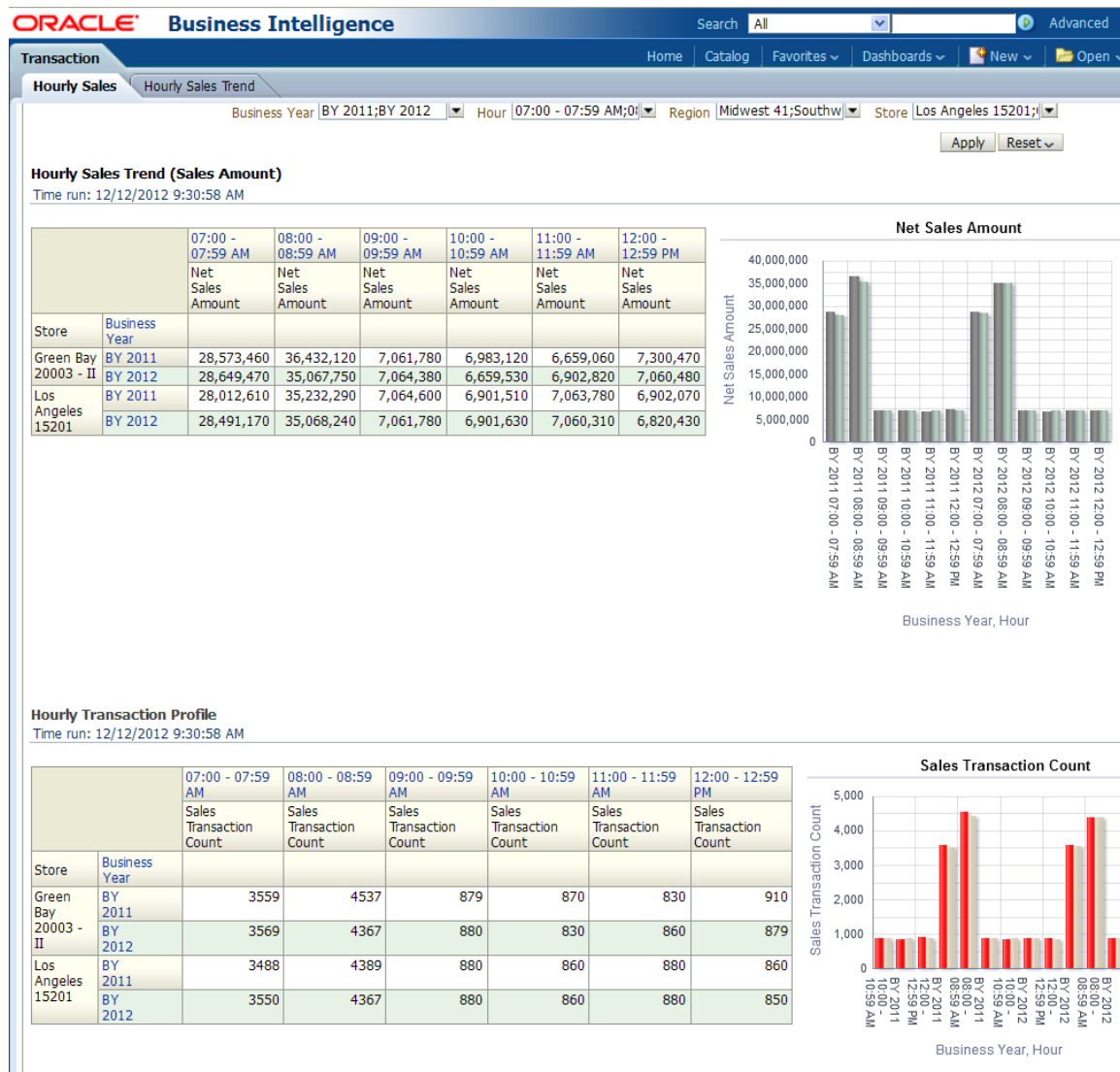
Hourly Sales

This report, as shown in [Figure 13–74](#) provides the yearly hour-level "Hourly Sales" information for each "Store" with respect to each "Organization Region" which can be compared with Net Sales Amount and Number of Sales Transactions.

Report dimensions are:

- Business Time
- Organization
- Time of Day

Figure 13–74 Store Operation Transaction Hourly Sales Report



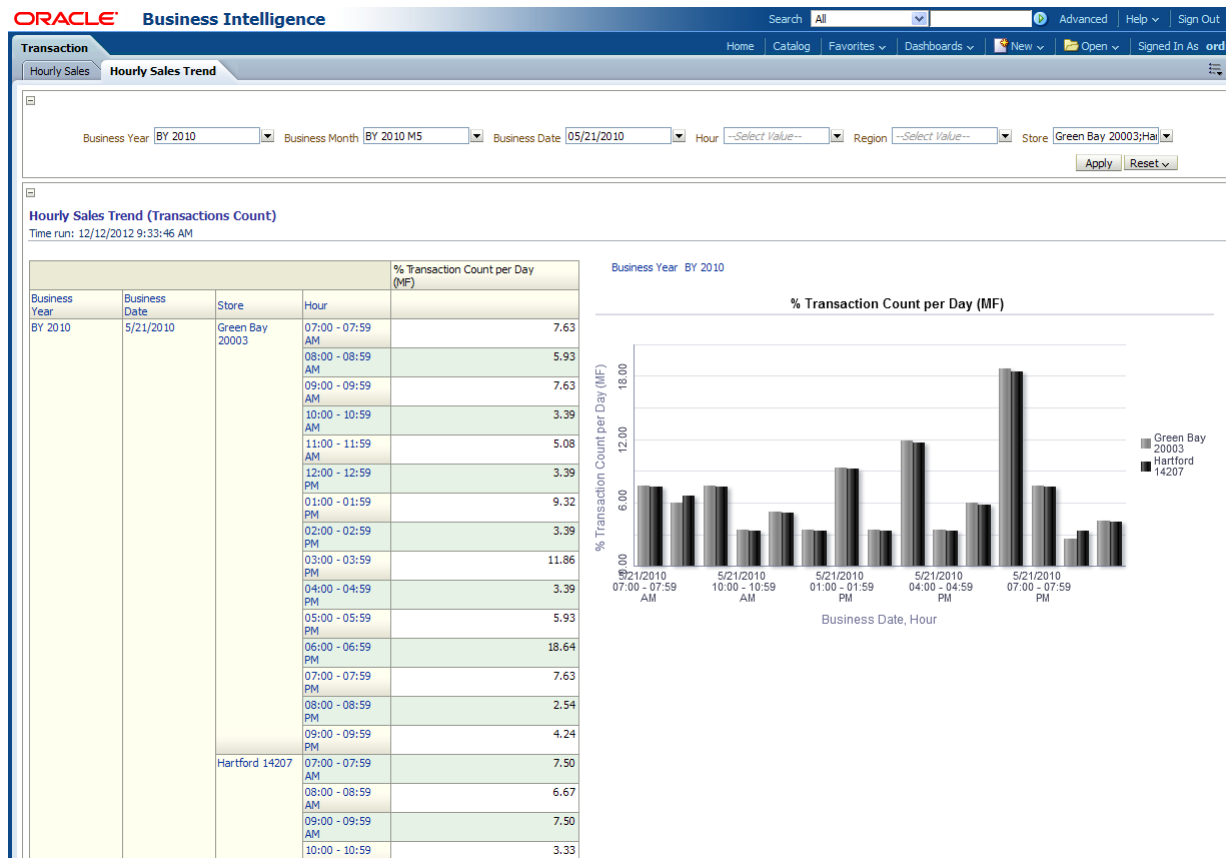
Hourly Sales Trend

This report, as shown in Figure 13–75 provides the yearly hour-level "Hourly Sales Trend" information for each "Store" with respect to each "Organization Region" which can be compared with % Hourly No. of Transaction to Total Day.

Report dimensions are:

- Business Time
- Organization
- Time of Day

Figure 13–75 Hourly Sales Trend Report



Store Loss Analysis

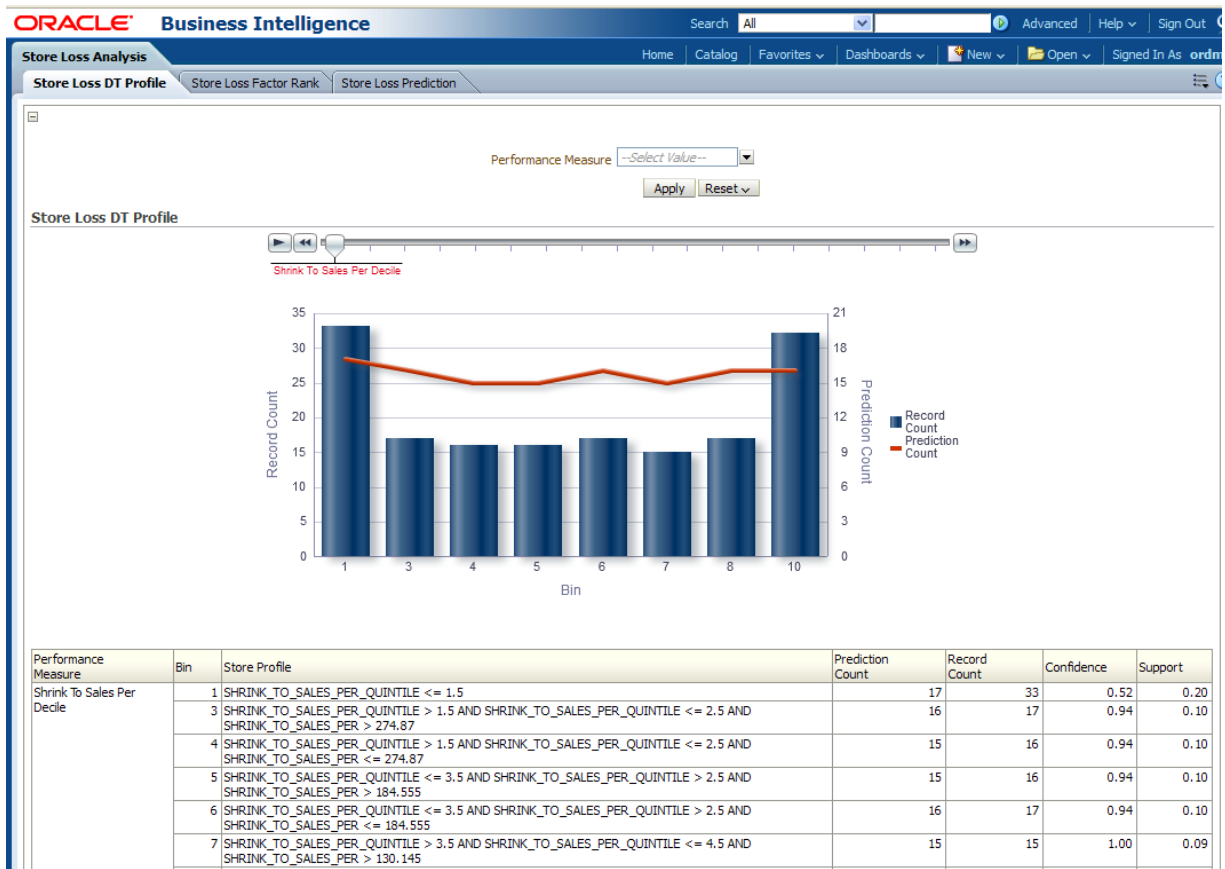
Store Loss DT Profile

This report, as shown in [Figure 13–76](#) provides the reduction in inventory.

Report dimensions are:

- Business Time
- Organization
- Tender Trend

Figure 13–76 Store Loss Analysis Store Loss DT Profile Report



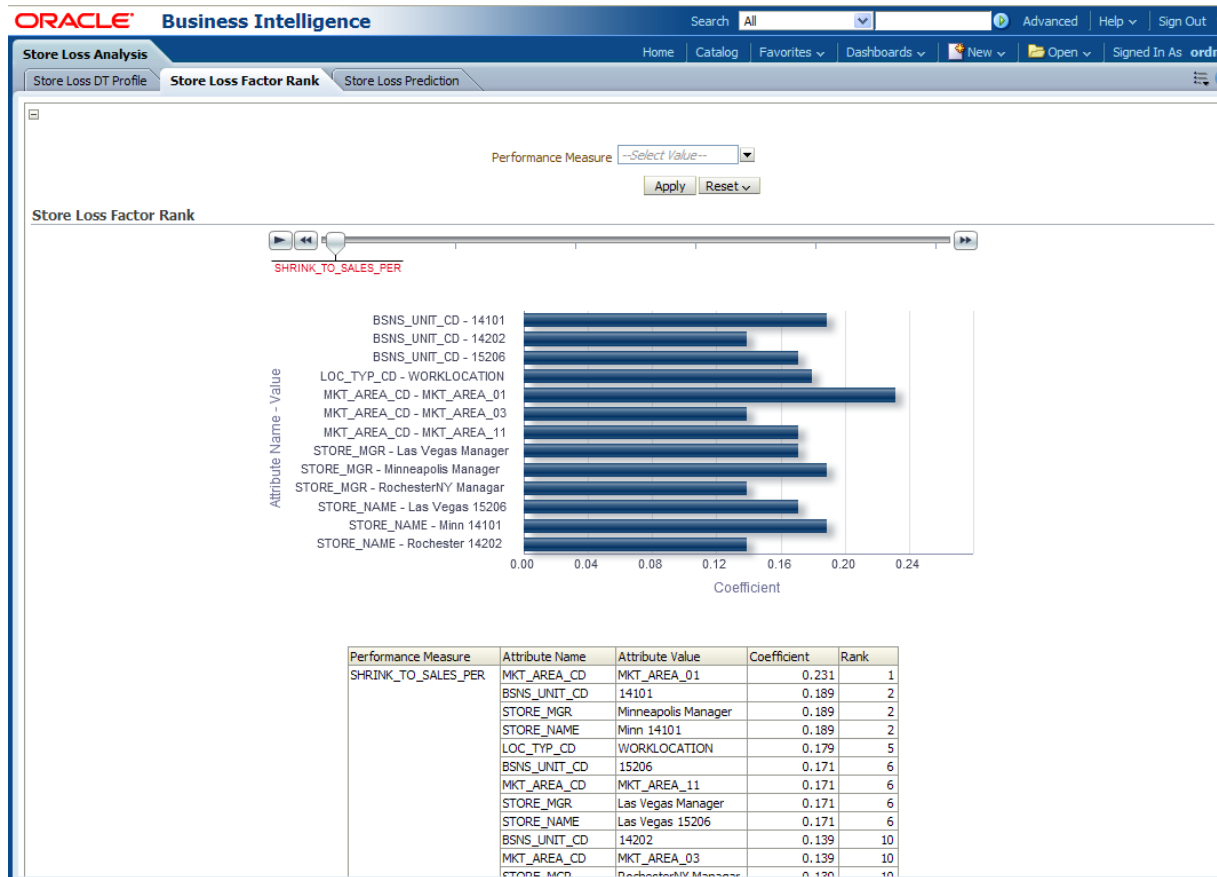
Store Loss Factor Rank

This report, as shown in Figure 13–77 provides the reduction in inventory (due to damage, spoilage and so forth).

Report dimensions are:

- Business Time
- Organization
- Tender Trend

Figure 13–77 Store Loss Analysis Store Loss Factor Rank Report



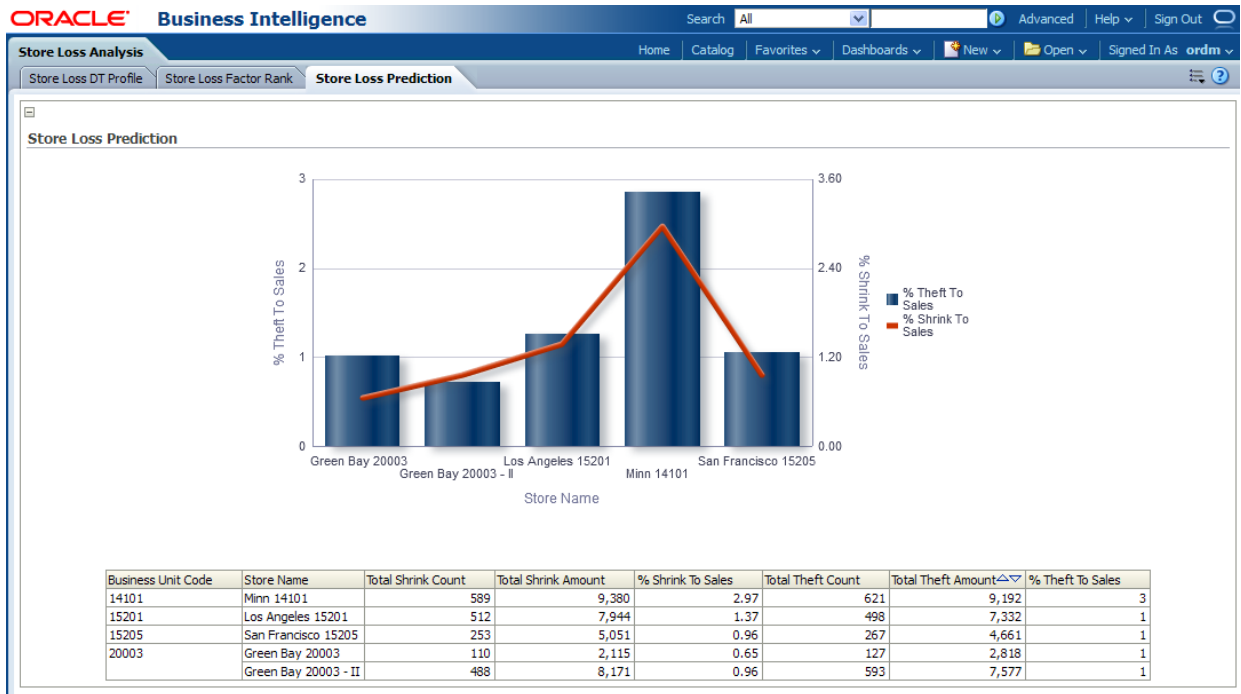
Store Loss Prediction

This report, as shown in [Figure 13–78](#) provides the reduction in inventory (due to damage, spoilage and so forth).

Report dimensions are:

- Business Time
- Organization
- Tender Trend

Figure 13–78 Store Loss Prediction Report



Part III

Appendices

Part III contains the following Appendixes:

- [Appendix A, "Control Tables"](#)

Control Tables

Some tables are defined in the `ordm_sys` schema and use a `DWC_` prefix; these are control tables. You use the `DWC_` control tables when processing the model. For example, when you are loading data or when you are monitoring errors.

This appendix includes the following sections:

- [Intra-ETL Load Parameters Control Table](#)
- [Intra-ETL OLAP Mapping Control Table](#)
- [Intra-ETL Monitoring Process Control Tables](#)

Intra-ETL Load Parameters Control Table

Invoke the procedure `pkg_intra_etl_process.run` to manually execute the Intra-ETL. Before you run the Intra-ETL, for an incremental load, you must update the Oracle Retail Data Model Relational ETL parameters in `DWC_ETL_PARAMETER` table so that this information can be used when loading the relational data. This program reads several ETL parameters (functional/operational/environmental) from `DWC_ETL_PARAMETER` table, as shown in [Table A-1](#), and `DWC_OLAP_ETL_PARAMETER` table, as shown in [Table A-2](#).

The `PKG_DWD*` packages load data from Oracle Retail Data Model base tables into the Oracle Retail Data Model derived tables. These packages read relational ETL parameters from the `DWC_ETL_PARAMETER` table.

You update the parameters in `DWC_ETL_PARAMETER` control table in the `ordm_sys` schema so that this information can be used when loading the derived and aggregate tables and views.

[Table A-1](#) describes the valid values for the `DWC_ETL_PARAMETER` table.

Table A-1 *DWC_ETL_PARAMETER Table*

Column	Description
<code>Process_name</code>	ORDM-INTRA-ETL
<code>from_date_etl</code>	The start date of ETL period.
<code>to_date_etl</code>	The end date of ETL period.
<code>load_dt</code>	The date when this record are populated.
<code>last_updt_dt</code>	The date when this record are last updated
<code>last_updt_by</code>	The user who last updated this record

Intra-ETL OLAP Mapping Control Table

The OLAP MAP mapping that loads OLAP cube data invokes the analytic workspace build function from the `PKG_ORDM_OLAP_ETL_AW_LOAD` package. This package loads data from Oracle Retail Data Model aggregate materialized views into the Oracle Retail Data Model analytical workspace and calculates the forecast data. The `PKG_ORDM_OLAP_ETL_AW_LOAD` reads OLAP ETL parameters from the `DWC_OLAP_ETL_PARAMETER` table.

You update the Oracle Communications Data Model OLAP ETL parameters in `DWC_OLAP_ETL_PARAMETER` control table in the `ordm_sys` schema so that this information can be used when loading the OLAP cube data.

[Table A-2](#) describes the valid values for the `DWC_OLAP_ETL_PARAMETER` table. For more information on the values to specify when performing an initial load of OLAP cube data or when refreshing the OLAP cubes after an initial load, see *Oracle Retail Data Model Operations Guide*.

Table A-2 ETL Parameters in `DWC_OLAP_ETL_PARAMETER`

Column Name	Value
<code>BUILD_METHOD</code>	<p>Use the build method parameter to indicate a full or a fast (partial) refresh. The following are the possible values for <code>BUILD_METHOD</code>:</p> <ul style="list-style-type: none"> ■ C: Complete refresh clears all dimension values before loading. (Default value). ■ F: Fast refresh of a cube materialized view, which performs an incremental refresh and re-aggregation of only changed rows in the source table. ■ ?: Fast refresh if possible, and otherwise a complete refresh. ■ P: Recomputes rows in a cube materialized view that are affected by changed partitions in the detail tables. ■ S: Fast solve of a compressed cube. A fast solve reloads all the detail data and re-aggregates only the changed values. <p>Note:</p> <p>In a fast refresh, only changed rows are inserted in the cube and the affected areas of the cube are re-aggregated.</p> <p>The C, S, and ? methods always succeed and can be used on any cube.</p> <p>The F and P methods require that the cube have a materialized view that was created as a fast or a rewrite materialized view.</p> <p>For initial load, specify C which specifies a complete refresh which clears all dimension values before loading.</p>
<code>BUILD_METHOD_TYPE</code>	<p><code>HISTORICAL</code> or <code>INCREMENTAL</code> indicating whether this is an initial load of OLAP AW or an incremental load of the OLAP AW.</p> <p>For initial load, specify <code>HISTORICAL</code></p>
<code>CALC_FCST</code>	<p>One of the following values depending on whether you calculate forecast cubes:</p> <ul style="list-style-type: none"> ■ Y specifies calculate forecast cubes. ■ N specifies do not calculate forecast cubes. <p>For initial load, specify Y.</p>
<code>CUBENAME</code>	<p>One of the following values that specifies the cubes you build:</p> <ul style="list-style-type: none"> ■ ALL specifies a build of the cubes in the Oracle Retail Data Model analytic workspace. ■ <code>cubename[cubename]...</code> specifies one or more cubes to build. <p>For initial load, specify ALL.</p>

Table A–2 (Cont.) ETL Parameters in DWC_OLAP_ETL_PARAMETER

Column Name	Value
FCST_MTHD	<p>If the value for the CALC_FCST column is Y, then specify AUTO; otherwise, specify NULL. Another valid value is MANUAL which sets the forecasting approach to APPMANUAL instead of APPAUTO (APPAUTO and APPMANUAL are internal terms used by Oracle OLAP Forecasting command). This parameter is ignored if CALC_FCST column is N.</p> <p>For initial load, specify AUTO.</p>
FCST_ST_MO	<p>If the value for the CALC_FCST column is Y, then specify value specified as BY YYYY MX which is the "end business month" of a historical period; otherwise, specify NULL. This parameter is ignored if CALC_FCST column is N.</p> <p><i>The value X is the month number in a year.</i></p> <p>For example:</p> <p>BY 2011 M7, or BY 2011 M11</p> <p>For the sample data present in the sample schema installed with Oracle Retail Data Model Sample Reports, for initial load, specify: BY 2012 M1</p>
HIST_ST_MO	<p>If the value for the CALC_FCST column is Y, then specify value specified as BY YYYY MX which is the "start business month" of historical data; otherwise, specify NULL. This parameter is ignored if CALC_FCST column is N. X is the month number in a year.</p> <p>For example: BY 2011 M7, or BY 2011 M11</p> <p>For the sample data present in the sample schema installed with Oracle Retail Data Model Sample Reports, for initial load, specify: BY 2010 M1</p>
MAXJOBQUEUES	<p>A decimal value that specifies the number of parallel processes to allocate to this job. (Default value is 4.) The value that you specify varies depending on the setting of the JOB_QUEUE_PROCESSES database initialization parameter.</p>
NO_FCST_YRS	<p>If the value for the CALC_FCST column is Y, specify a decimal value that specifies how many years forecast data to calculate; otherwise, specify NULL. This parameter is ignored if CALC_FCST column is N.</p> <p>For initial load, specify 2</p>
OTHER1	Not used. Specify NULL.
OTHER2	Not used. Specify NULL.
PROCESS_NAME	'ORDM-OLAP-ETL'

Intra-ETL Monitoring Process Control Tables

The two control table in the ordm_sys schema, DWC_INTRA_ETL_PROCESS and DWC_INTRA_ETL_ACTIVITY, monitor the execution of the Intra-ETL process.

[Table A–3](#) contains column name information for DWC_INTRA_ETL_PROCESS.

[Table A–4](#) contains column name information for DWC_INTRA_ETL_ACTIVITY.

Table A–3 DWC_INTRA_ETL_PROCESS Columns

Columns Name	Data Type	Not Null	Remarks
PROCESS_KEY	NUMBER(30)	Yes	Primary Key, System Generated Unique Identifier
PROCESS_START_TIME	DATE	Yes	ETL Process Start Date and Time
PROCESS_END_TIME	DATE	Yes	ETL Process End Date and Time

Table A-3 (Cont.) DWC_INTRA_ETL_PROCESS Columns

Columns Name	Data Type	Not Null	Remarks
PROCESS_STATUS	VARCHAR2(30)	Yes	Current status of the process
FROM_DATE_ETL	DATE	Start Date (ETL) - From Date of the ETL date range	
TO_DATE_ETL	DATE	End Date (ETL) - To Date of the ETL date range	
LOAD_DT	DATE	Record Load Date - Audit Field	
LAST_UPDT_DT	NUMBER(30)	Last Update Date and Time - Audit Field	
LAST_UPDT_BY	VARCHAR(30)	Last Update By - Audit Field	

Table A-4 DWC_INTRA_ETL_ACTIVITY Columns

Columns Name	Data Type	Not Null	Remarks
ACTIVITY_KEY	NUMBER(30)	Yes	Primary Key, System Generated Unique Identifier
PROCESS_KEY	NUMBER(30)	Yes	Process Key. FK to DWC_ INTRA_ETL_ PROCESS table
ACTIVITY_NAME	VARCHAR2(50)	Yes	Activity Name or Intra ETL Program Name
ACTIVITY_DESC	VARCHAR2(500)		Activity description
ACTIVITY_START_ TIME	DATE	Yes	Intra ETL Program Start Date and Time
ACTIVITY_END_TIME	DATE		Intra ETL Program End Date and Time
ACTIVITY_STATUS	VARCHAR2(30)	Yes	Current status of the process
ERROR_DTL	VARCHAR2(2000)		Error details if any
LOAD_DT	DATE	Record Load Date - Audit Field	
LAST_UPDT_DT	NUMBER(30)	Last Update Date and Time - Audit Field	
LAST_PDT_BY	VARCHAR(30)	Last Update By - Audit Field	

Index

A

aggregate entities, Oracle Retail Data Model, 2-3
aggregate population scripts for intra-ETL, 6-2
aggregate tables, Oracle Retail Data Model, 3-24

B

base entities
 Oracle Retail Data Model, 2-3
base tables, Oracle Retail Data Model, 3-18
business areas, 2-3

C

calendar population
 utility scripts, 11-1
control and configuration tables, Oracle Retail Data Model, 3-25
control tables, A-1

D

data mining in Oracle Retail Data Model, 10-1
database sequences, Oracle Retail Data Model, 3-26
derived entities, Oracle Retail Data Model, 2-3
derived population scripts for intra-ETL, 6-2
derived tables, Oracle Retail Data Model, 3-23, 6-2

E

entities, Oracle Retail Data Model
 aggregate, 2-3
 base, 2-3
 derived, 2-3
 logical, 2-1
 lookup, 2-2
 mapping to tables, 4-1
entity dictionary, 2-42
ETL, Oracle Retail Data Model
 intra-ETL, 6-1
 intra-ETL scripts, 6-2, 6-10
 introduction to, 6-1
 source-ETL, 6-1

I

intra-ETL
 DWC_OLAP_ETL_PARAMETER table, A-2
 execution of workflow, 6-2, 6-18
Intra-ETL scripts
 aggregate population, 6-2
 derived population, 6-2
intra-ETL, Oracle Retail Data Model
 scripts, 6-2

L

logical data model, 2-42
 business areas, 2-3
 subject areas, 2-3
logical data model, Oracle Retail Data Model, 2-1
logical entities, Oracle Retail Data Model, 2-1
logical to physical mapping, Oracle Retail Data Model, 4-1
lookup entities, Oracle Retail Data Model, 2-2
lookup tables, Oracle Retail Data Model, 3-13

M

mappings, Oracle Retail Data Model
 logical to physical, 4-1
materialized views, Oracle Retail Data Model
 intra-ETL scripts, 6-10
metadata tables, Oracle Retail Data Model, 3-26

O

OLAP model cubes
 Oracle Retail Data Model, 9-1
OLAP model dimensions
 Oracle Retail Data Model, 8-1
Oracle Retail Data Model
 about, 1-1
 logical data model, 2-1
 OLAP model cubes, 9-1
 OLAP model dimensions, 8-1
 physical data model, 3-1
 physical data model partitioning, 5-1
 reports, 12-1, 13-1
 utility scripts, 11-1
ORDM_INTRA_ETL_FLW

process flow, 6-2, 6-18
ordm_sys schema, 3-1

P

physical data model
 partitioning, 5-1
physical data model, Oracle Retail Data Model, 3-1
PKG_INTRA_ETL_PROCESS package, 6-9, A-1
PKG_INTRA_ETL_UTL package, 6-9
PL/SQL packages
 PKG_INTRA_ETL_PROCESS, 6-9, A-1
 PKG_INTRA_ETL_UTIL, 6-9
process flow
 ORDM_INTRA_ETL_FLW, 6-2, 6-18

R

reference entities
 Oracle Retail Data Model, 2-2
reference tables.
 tables
 Oracle Retail Data Model, 3-2
reports, 12-1, 13-1

S

schemas, Oracle Retail Data Model, 3-1
subject areas, 2-3

T

tables, Oracle Retail Data Model
 aggregate, 3-24
 base, 3-18
 control and configuration, 3-25
 database sequences, 3-26
 derived, 3-23, 6-2
 lookup, 3-13
 mapped from logical entities, 4-1
 metadata, 3-26
 reference, 3-2

U

utility scripts
 calendar population, 11-1
 Oracle Retail Data Model, 11-1