

**Oracle Insurance**

**Insbridge Rating and  
Underwriting  
IE Active X Control  
Update Document**

Release 4.0.1

August 2010

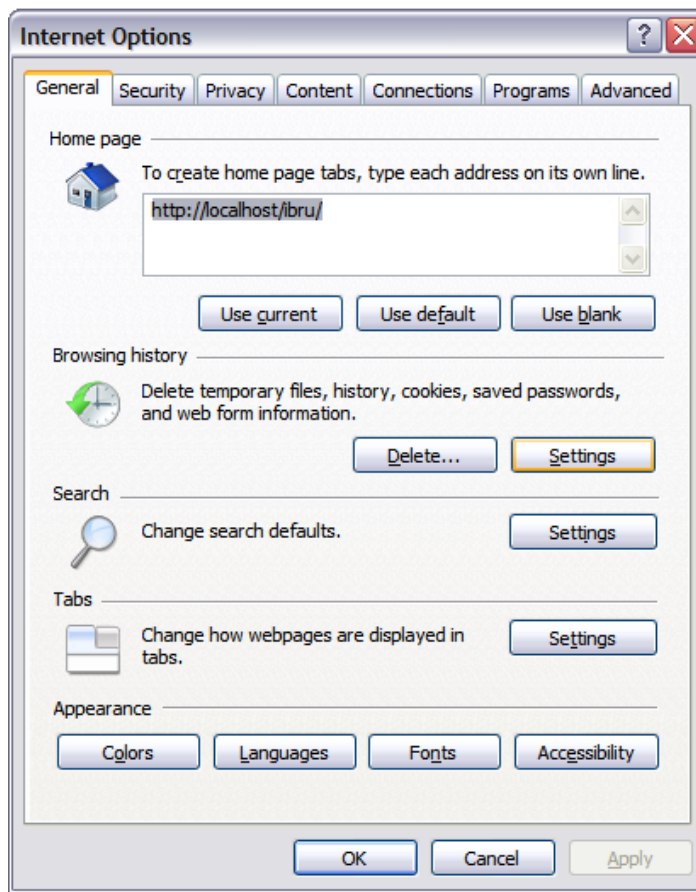
# Oracle Insurance Insbridge Rating and Underwriting IE Active X Control Update

## INTRODUCTION

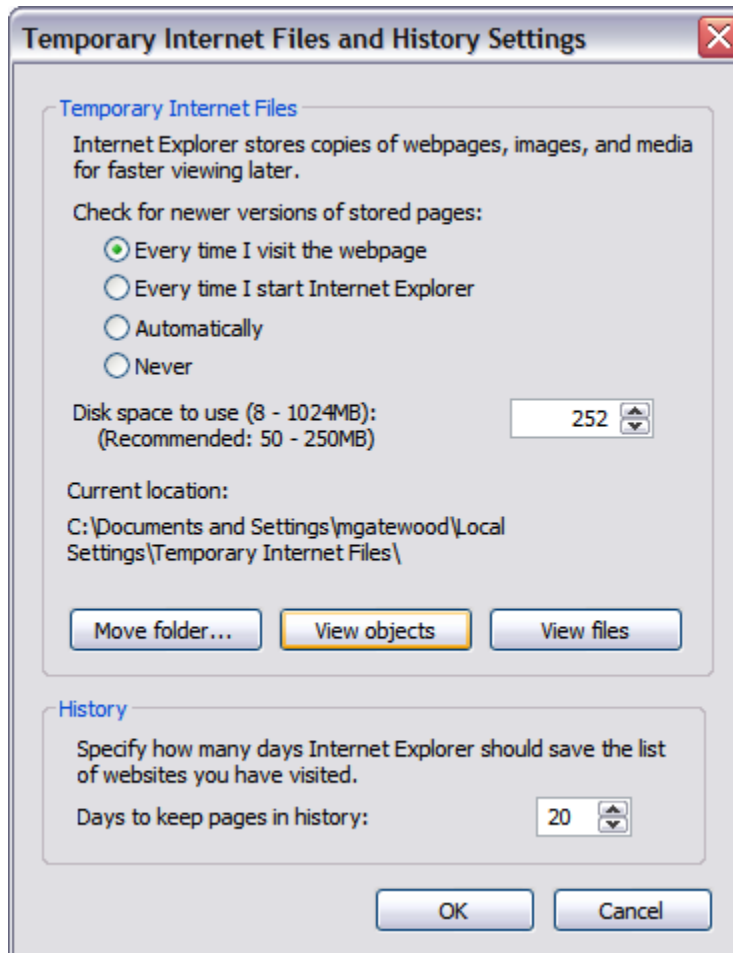
RateManager requires an ActiveX controller. Most of the time you will be prompted to install this controller when you begin to use RateManager. A message bar will be displayed at the top of the screen. You can run the ActiveX controller from there. If you experience issues with some RateManager screens in Internet Explorer 7 or Internet Explorer 8, the ActiveX Control may need to be re-registered.

It is **recommended** that you use the Insbridge Internet Explorer Active X registration executable, **RateManager\_IE7\_IE8.exe** included in the installation download. You also can request this executable from Oracle Insurance support. It is possible to manually update the ActiveX Controls.

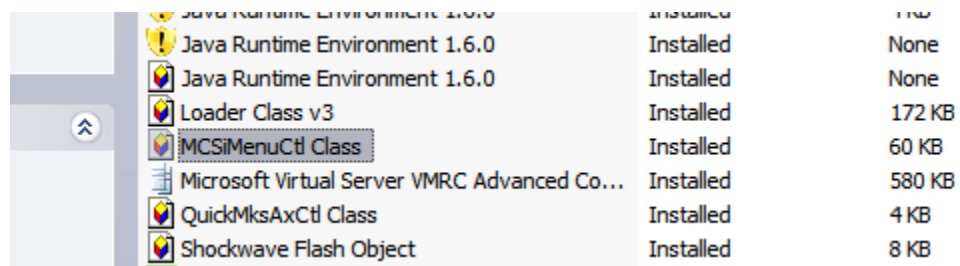
1. Open up IE. Please ensure that you do not have any other windows or tabs open.
2. Browse to:
  - a. Tools → Internet Options
  - b. General Tab
  - c. Under Browsing history, select Settings



- 
- 
- 
- d. Click View Objects



e. Click the **MCSIMenuCtl Class** and delete it.

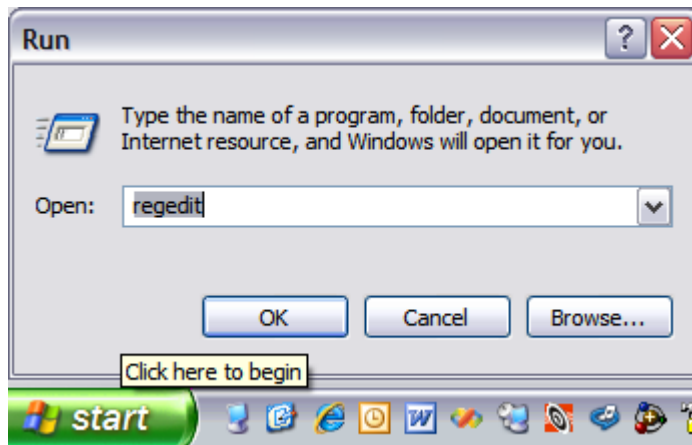


f. Close out of your **IE** Window.

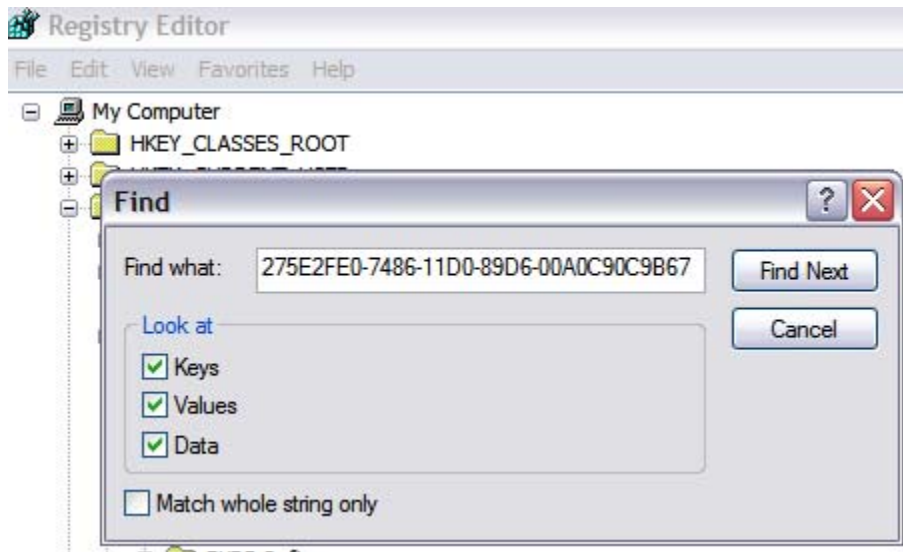
3. You also will need to remove the IE6 control from your registry. You will have two options:

- **Automatically:** To remove these items automatically, please execute the **RateManager\_IE7\_IE8.exe**. This executable is provided to you by Oracle Insurance. **It is recommended that you update the registry automatically.**
- **Manually:** To manually remove the IE6 ActiveX Control from the registry, follow the instructions below:

- a. Click Start → Run
- b. Type in Regedit.



- c. Select the My Computer section from the tree.
- d. Click Edit → Find
- e. Type: 275E2FE0-7486-11D0-89D6-00A0C90C9B67



- f. Delete Every Key and Value that you find named: {275E2FE0-7486-11D0-89D6-00A0C90C9B67}
- 4. Now we will need to login to RateManager and allow the browser to register the ActiveX Control for IE.
  - 5. If you need assistance with an Oracle Insurance Insbridge Rating and Underwriting System product, please log a Service Request using My Oracle Support at <https://support.oracle.com/>.



Oracle Insurance Insbridge Rating and Underwriting IE Active X Control Update  
August 2010  
Author: Mary Elizabeth Wiger  
Contributing Authors: Michael Gatewood

Part # E18516-01  
Library# E18517-01

Oracle Corporation  
World Headquarters  
500 Oracle Parkway  
Redwood Shores, CA 94065  
U.S.A.

Worldwide Inquiries:  
Phone: +1.650.506.7000  
Fax: +1.650.506.7200  
oracle.com

Copyright © 2010, Oracle and/or its affiliates. All rights reserved.  
This document is provided for information purposes only and the contents hereof are subject to change without notice.  
This document is not warranted to be error-free, nor subject to any other warranties or conditions, whether expressed orally or implied in law, including implied warranties and conditions of merchantability or fitness for a particular purpose. We specifically disclaim any liability with respect to this document and no contractual obligations are formed either directly or indirectly by this document. This document may not be reproduced or transmitted in any form or by any means, electronic or mechanical, for any purpose, without our prior written permission. Oracle is a registered trademark of Oracle Corporation and/or its affiliates. Other names may be trademarks of their respective owners. 0908