
Sun Enterprise 10000 System SBus Bracket Kit Contents:

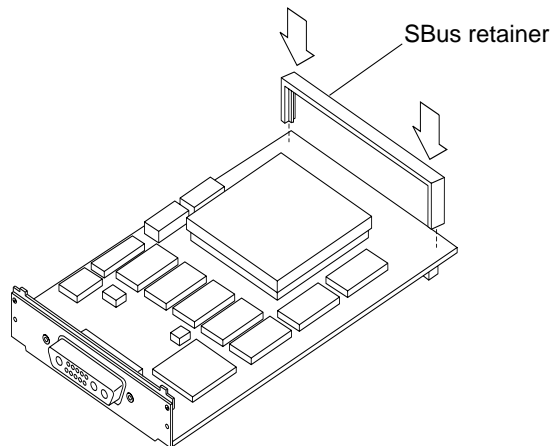
- SBus retainer
- SBus backplate adapter (converts the SBus card for use in the Sun Enterprise 10000 system board enclosure)
- Two attaching screws (to fasten SBus backplate adapter)

The Sun Enterprise 10000 system accommodates SBus cards of many types. To ensure maximum signal integrity, system reliability, and minimal EMI emissions, all SBus cards must be installed in the Sun Enterprise 10000 system with the SBus retainer and the SBus backplate adapter. These items are often included with SBus cards, in which case the cards are ready to install. SBus cards that do not include these parts must be upgraded using the optional SBus Installation Hardware Kit as described in this doclette.



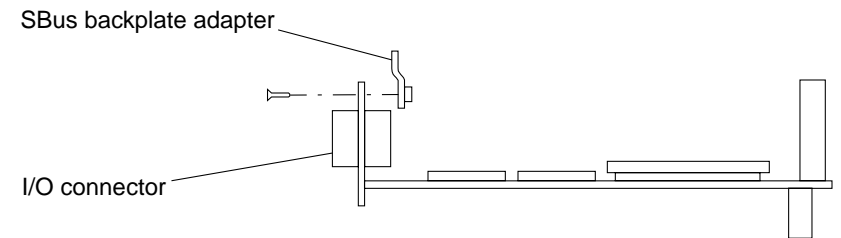
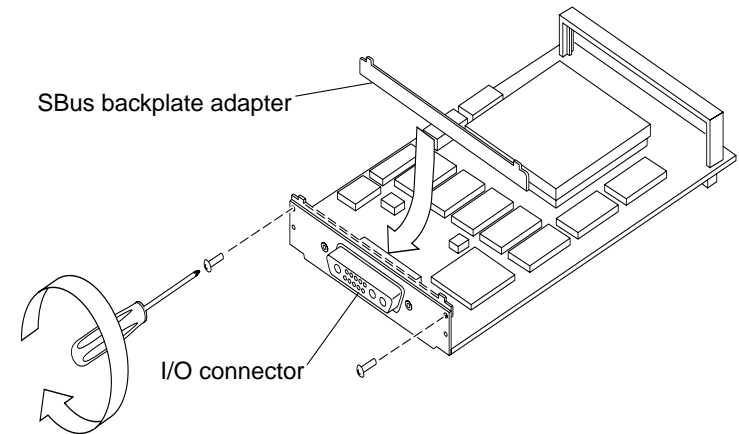
Caution – Handle the card only by the non-conductive edges. To avoid damage to the card, do not touch the components on the card or any metal parts.

1. Attach an antistatic wrist strap and install the SBus retainer on the SBus card.



2. Install the SBus backplate adapter on the SBus card.

Attach the SBus backplate adapter correctly, as shown, using the two screws provided.



Accessing Sun Documentation Online

A broad selection of Sun system documentation is located at the following web site:

<http://www.sun.com/products-n-solutions/hardware/docs>

To locate the most current documentation at this site, select a product category. The documents at that location may include updated information that did not ship with your product, such as product notes, release notes, late-breaking news, or later revisions of manuals.

A complete set of Solaris documentation and many other titles are located at:

<http://docs.sun.com>

Ordering Sun Documentation

Fatbrain.com, an Internet professional bookstore, stocks select product documentation from Sun Microsystems, Inc. For a list of documents and how to order them, visit the Sun Documentation Center on Fatbrain.com at:

<http://www.fatbrain.com/documentation/sun>

Sun Welcomes Your Comments

Sun is interested in improving its documentation and welcomes your comments and suggestions. You can email your comments to Sun at:

docfeedback@sun.com

Please include the part number (806-6759-10) of the document in the subject line of your email.

Copyright 2000 Sun Microsystems, Inc. All rights reserved. Use is subject to license terms. Third-party software, including font technology, is copyrighted and licensed from Sun suppliers. Sun, Sun Microsystems, the Sun Logo, AnswerBook2, docs.sun.com, Sun Enterprise, and Solaris are trademarks or registered trademarks of Sun Microsystems, Inc. in the U.S. and other countries.

RESTRICTED RIGHTS: Commercial Software-Government Users Subject to Standard License Terms and Conditions.

Copyright 2000 Sun Microsystems, Inc. Tous droits réservés. Distribué par des licences qui en restreignent l'utilisation. Le logiciel détenu par des tiers, et qui comprend la technologie relative aux polices de caractères, est protégé par un copyright et licencié par des fournisseurs de Sun. Sun, Sun Microsystems, le logo Sun, AnswerBook2, docs.sun.com, Sun Enterprise, et Solaris sont des marques de fabrique ou des marques déposées de Sun Microsystems, Inc. aux Etats-Unis et dans d'autres pays.

Please Recycle Sun Microsystems, Inc. • 901 San Antonio Road • Palo Alto, CA 94303-4900
USA • 650 960-1300 • Fax 650 969-9131



Part Number: 806-6759-10
September 2000, Revision A



Sun Enterprise™ 10000 System SBus Bracket Kit Installation Instructions

