



# XCP2040-TRN I/O Transition Card Product Note

---

Sun Microsystems, Inc.  
4150 Network Circle  
Santa Clara, CA 95054 U.S.A.  
650-960-1300

Part No. 816-0898-11 (v2)  
October 2002, Revision A

Send comments about this document to: [docfeedback@sun.com](mailto:docfeedback@sun.com)

Copyright 2002 Sun Microsystems, Inc., 4150 Network Circle, Santa Clara, California 95054, U.S.A. All rights reserved.

Sun Microsystems, Inc. has intellectual property rights relating to technology embodied in the product that is described in this document. In particular, and without limitation, these intellectual property rights may include one or more of the U.S. patents listed at <http://www.sun.com/patents> and one or more additional patents or pending patent applications in the U.S. and in other countries.

This document and the product to which it pertains are distributed under licenses restricting their use, copying, distribution, and decompilation. No part of the product or of this document may be reproduced in any form by any means without prior written authorization of Sun and its licensors, if any.

Third-party software, including font technology, is copyrighted and licensed from Sun suppliers.

Parts of the product may be derived from Berkeley BSD systems, licensed from the University of California. UNIX is a registered trademark in the U.S. and in other countries, exclusively licensed through X/Open Company, Ltd.

Sun, Sun Microsystems, the Sun logo, AnswerBook2, docs.sun.com, Netra and Solaris are trademarks or registered trademarks of Sun Microsystems, Inc. in the U.S. and in other countries.

All SPARC trademarks are used under license and are trademarks or registered trademarks of SPARC International, Inc. in the U.S. and in other countries. Products bearing SPARC trademarks are based upon an architecture developed by Sun Microsystems, Inc.

The OPEN LOOK and Sun™ Graphical User Interface was developed by Sun Microsystems, Inc. for its users and licensees. Sun acknowledges the pioneering efforts of Xerox in researching and developing the concept of visual or graphical user interfaces for the computer industry. Sun holds a non-exclusive license from Xerox to the Xerox Graphical User Interface, which license also covers Sun's licensees who implement OPEN LOOK GUIs and otherwise comply with Sun's written license agreements.

Use, duplication, or disclosure by the U.S. Government is subject to restrictions set forth in the Sun Microsystems, Inc. license agreements and as provided in DFARS 227.7202-1(a) and 227.7202-3(a) (1995), DFARS 252.227-7013(c)(1)(ii) (Oct. 1998), FAR 12.212(a) (1995), FAR 52.227-19, or FAR 52.227-14 (ALT III), as applicable.

DOCUMENTATION IS PROVIDED "AS IS" AND ALL EXPRESS OR IMPLIED CONDITIONS, REPRESENTATIONS AND WARRANTIES, INCLUDING ANY IMPLIED WARRANTY OF MERCHANTABILITY, FITNESS FOR A PARTICULAR PURPOSE OR NON-INFRINGEMENT, ARE DISCLAIMED, EXCEPT TO THE EXTENT THAT SUCH DISCLAIMERS ARE HELD TO BE LEGALLY INVALID.

---

Copyright 2002 Sun Microsystems, Inc., 4150 Network Circle, Santa Clara, California 95054, Etats-Unis. Tous droits réservés.

Sun Microsystems, Inc. a les droits de propriété intellectuelle relatant à la technologie incorporée dans le produit qui est décrit dans ce document. En particulier, et sans limitation, ces droits de propriété intellectuelle peuvent inclure un ou plus des brevets américains énumérés à <http://www.sun.com/patents> et un ou les brevets plus supplémentaires ou les applications de brevet en attente dans les Etats-Unis et dans les autres pays.

Ce produit ou document est protégé par un copyright et distribué avec des licences qui en restreignent l'utilisation, la copie, la distribution, et la décompilation. Aucune partie de ce produit ou document ne peut être reproduite sous aucune forme, par quelque moyen que ce soit, sans l'autorisation préalable et écrite de Sun et de ses bailleurs de licence, s'il y en a.

Le logiciel détenu par des tiers, et qui comprend la technologie relative aux polices de caractères, est protégé par un copyright et licencié par des fournisseurs de Sun.

Des parties de ce produit pourront être dérivées des systèmes Berkeley BSD licenciés par l'Université de Californie. UNIX est une marque déposée aux Etats-Unis et dans d'autres pays et licenciée exclusivement par X/Open Company, Ltd.

Sun, Sun Microsystems, le logo Sun, AnswerBook2, docs.sun.com, Netra et Solaris sont des marques de fabrique ou des marques déposées de Sun Microsystems, Inc. aux Etats-Unis et dans d'autres pays.

Toutes les marques SPARC sont utilisées sous licence et sont des marques de fabrique ou des marques déposées de SPARC International, Inc. aux Etats-Unis et dans d'autres pays. Les produits portant les marques SPARC sont basés sur une architecture développée par Sun Microsystems, Inc.

L'interface d'utilisation graphique OPEN LOOK et Sun™ a été développée par Sun Microsystems, Inc. pour ses utilisateurs et licenciés. Sun reconnaît les efforts de pionniers de Xerox pour la recherche et le développement du concept des interfaces d'utilisation visuelle ou graphique pour l'industrie de l'informatique. Sun détient une licence non exclusive de Xerox sur l'interface d'utilisation graphique Xerox, cette licence couvrant également les licences de Sun qui mettent en place l'interface d'utilisation graphique OPEN LOOK et qui en outre se conforment aux licences écrites de Sun.

LA DOCUMENTATION EST FOURNIE "EN L'ÉTAT" ET TOUTES AUTRES CONDITIONS, DECLARATIONS ET GARANTIES EXPRESSES OU TACITES SONT FORMELLEMENT EXCLUES, DANS LA MESURE AUTORISÉE PAR LA LOI APPLICABLE, Y COMPRIS NOTAMMENT TOUTE GARANTIE IMPLICITE RELATIVE A LA QUALITE MARCHANDE, A L'APTITUDE A UNE UTILISATION PARTICULIERE OU A L'ABSENCE DE CONTREFAÇON.



Adobe PostScript

# Contents

---

Check the Contents of Your XCP2040-TRN Shipment	2
Notes of Caution	2
Safety Considerations	3
Software Information	5
Hardware Information	5
Default SIP Switch Settings	5
Related Documentation	6
Technical Support	7
Before Returning Your XCP2040-TRN to Sun Enterprise Services Or World Wide Solution Center	9



# XCP2040-TRN I/O Transition Card Product Note

---

This *XCP2040-TRN I/O Transition Card Product Note* is written for users of the XCP2040-TRN. The XCP2040-TRN works with Netra™ CP2040/CP2140 CompactPCI boards.

The 6U form factor, single slot transition card supplies rear I/O connection to support additional peripherals with simplified system cabling for use with the compatible CompactPCI system host boards. The rear I/O access also enables the complementary system host boards to be replaced without disconnecting cables. Industry-standard connectors and pin assignments ensure ease of use and flexible design. The XCP2040-TRN enables the advancement of high-density systems by enabling easy access to I/O.

See the *XCP2040-TRN I/O Transition Card Manual for Netra CP2040 and CP2140 CompactPCI Boards* (806-6743-xx) for comprehensive technical details and *Important Safety Information for Sun Hardware Systems* (816-7190-xx) for important safety information. These documents are available at:

[http://www.sun.com/products-n-solutions/hardware/docs/CPU\\_Boards](http://www.sun.com/products-n-solutions/hardware/docs/CPU_Boards)

---

# Check the Contents of Your XCP2040-TRN Shipment

Be sure to check the contents of your package.

***Please keep the Sun Microsystems packaging as this will be required for the return of any failed units for repair.*** If any of the items are missing or damaged, contact your authorized Sun Microsystems representative indicated in the section “Technical Support” on page 7.

The following is included in the XCP2040-TRN I/O Transition Card kit:

- XCP2040-TRN (375-0121-xx)
- This product note: *XCP2040-TRN I/O Transition Card Product Note* (816-0898-xx)

An XCP2040-TRN (375-0121-xx) may be used with the following CP2040/CP2140 boards:

- Assembly, CP2040S-500 – (501-5721-xx)
- Assembly, CP2140S-650
  - part no. 501-6403-xx (2x512MB memory CP2140 board)
  - part no. 501-6416-xx (2x1GB memory CP2140 board)

---

## Notes of Caution

1. The XCP2040-TRN board part number, date code, and revision number are identified on labels. Please see FIGURE 3 for their locations. Before installing the transition card, its board part number (for example, 3750121) must be verified to ensure that the correct transition card is being installed into the CompactPCI system.
2. Ensure that the XCP2040-TRN is perpendicular to the backplane when it is connected to the backplane pins. Incorrect vertical or angular positioning during board insertion can result in damage to the backplane and subsequent electrical destruction of the transition card and the corresponding Netra host board (see FIGURE 1).

---

# Safety Considerations

Refer to *Important Safety Information for Sun Hardware Systems (816-7190-xx)* for general system safety information. This document is available at:

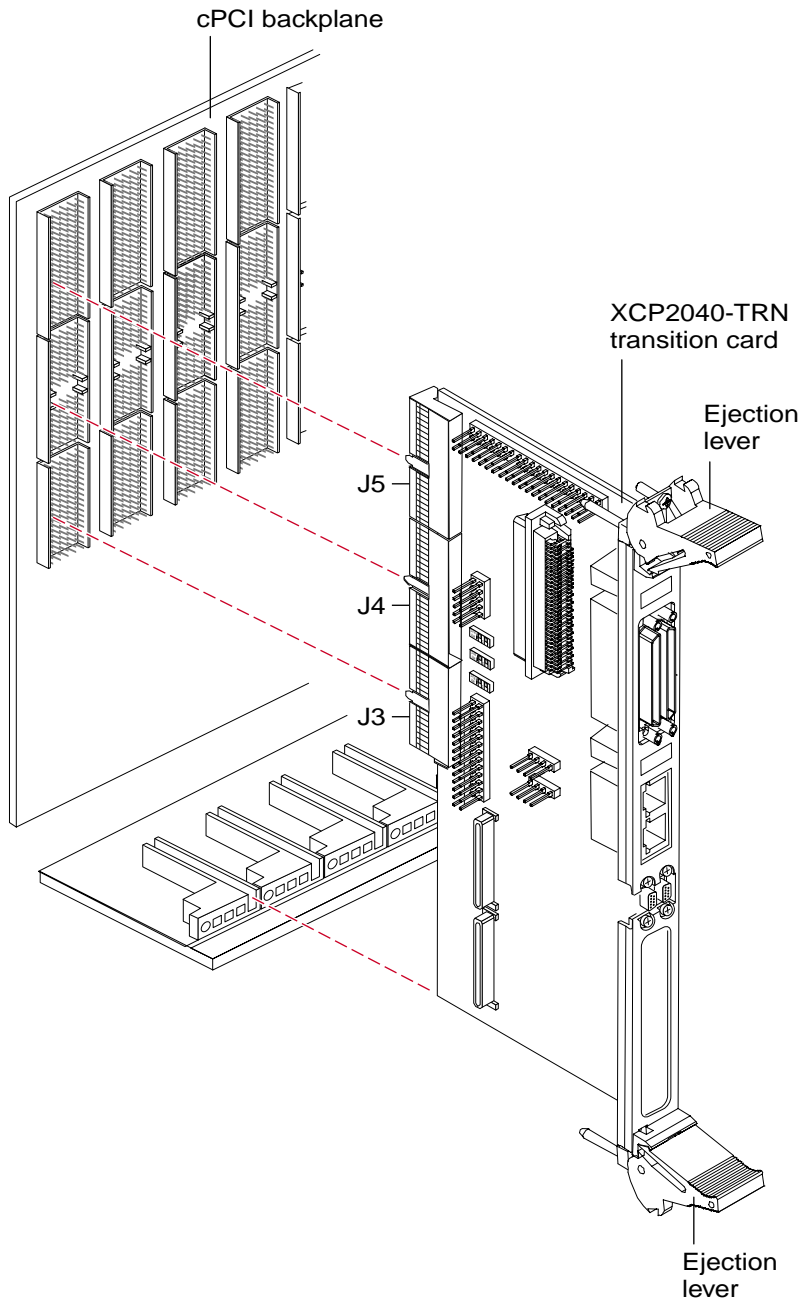
[http://www.sun.com/products-n-solutions/hardware/docs/CPU\\_Boards](http://www.sun.com/products-n-solutions/hardware/docs/CPU_Boards)

For information on safety considerations specific to the Netra CP2040/CP2140 boards, refer to the *Netra CP2040 Technical Reference and Installation Manual (806-4994-xx)* or the *Netra CP2140 Technical Reference and Installation Manual (816-4908-xx)*. You can access a copy at the product documentation web site:

[http://www.sun.com/products-n-solutions/hardware/docs/CPU\\_Boards](http://www.sun.com/products-n-solutions/hardware/docs/CPU_Boards)

Follow these guidelines to avoid injury to yourself or damage to the system:

- The XCP2040-TRN installation procedure should be performed only by qualified technicians.
- Before installing or removing the XCP2040-TRN, be sure to power off the CompactPCI system.
- Check the part number on the XCP2040-TRN to ensure that the correct transition card is being installed into the CompactPCI system (see “Technical Support” on page 7).



**FIGURE 1** Alignment of Transition Card and Backplane During Installation



---

## Software Information

The XCP2040-TRN is designed to support the CP2040/CP2140 host board. It supports the software used for the host boards. See the *Netra CP2040 Technical Reference and Installation Manual (806-4994-xx)* or the *Netra CP2140 Technical Reference and Installation Manual (816-4908-xx)* for host board software support.

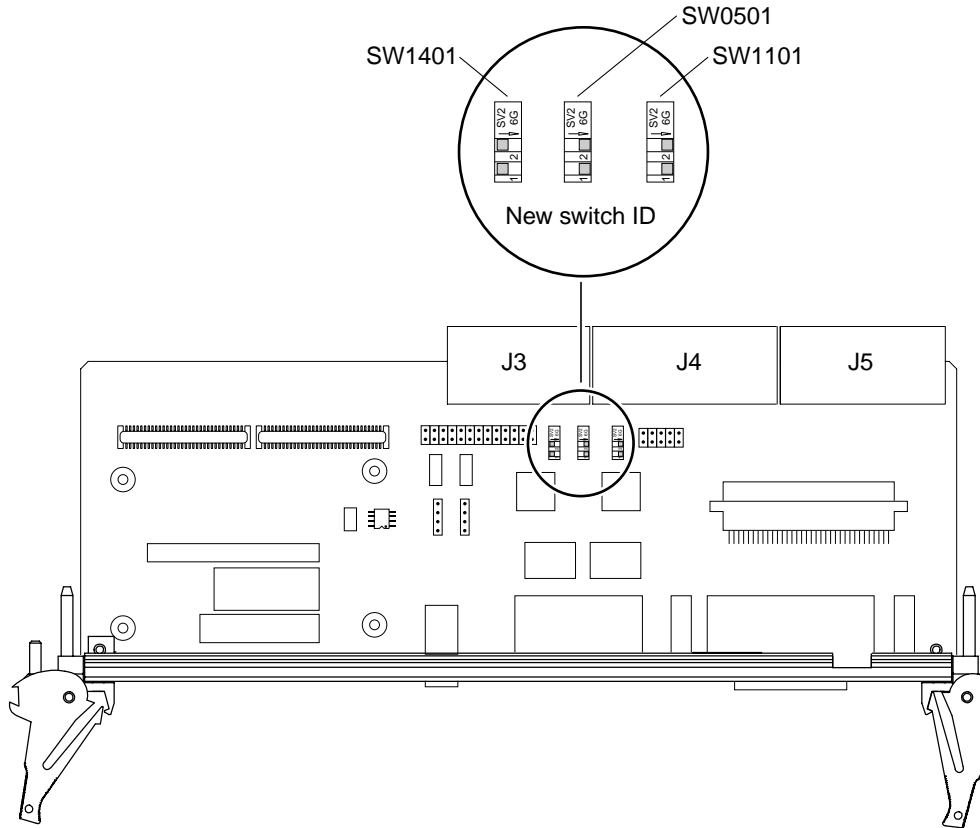
---

## Hardware Information

Before installing or removing the XCP2040-TRN, it is recommended that you power off the CompactPCI system. However, if the CompactPCI system is on and running, the XCP2040-TRN should be inserted *first*, followed by the mating Netra CP2040/CP2140 board.

## Default SIP Switch Settings

FIGURE 2 shows the single in-line package (SIP) switches on the XCP2040-TRN. For a complete listing of SIP switch settings, see the *XCP2040-TRN I/O Transition Card Manual for Netra CP2040 and CP2140 CompactPCI Boards (806-6743-xx)*.



**FIGURE 2** Default SIP Switch Settings on XCP2040-TRN

## Related Documentation

Refer to the *XCP2040-TRN I/O Transition Card Manual for Netra CP2040 and CP2140 CompactPCI Boards (806-6743-xx)* for comprehensive technical details. The manual may be obtained from your local Sun Microsystems Field Applications Engineer or from the product documentation web site:

[http://www.sun.com/products-n-solutions/hardware/docs/CPU\\_Boards](http://www.sun.com/products-n-solutions/hardware/docs/CPU_Boards)

If you are unable to find the product documentation at that web site, go to the following web site and search for documentation for the Netra CP2040 board or the Netra CP2140 board:

<http://www.sun.com/documentation>

Specific Netra CP2040/CP2140 board information is available at:

<http://www.sun.com/products-n-solutions/nep/hardware/boards/cp2140/>

---

## Technical Support

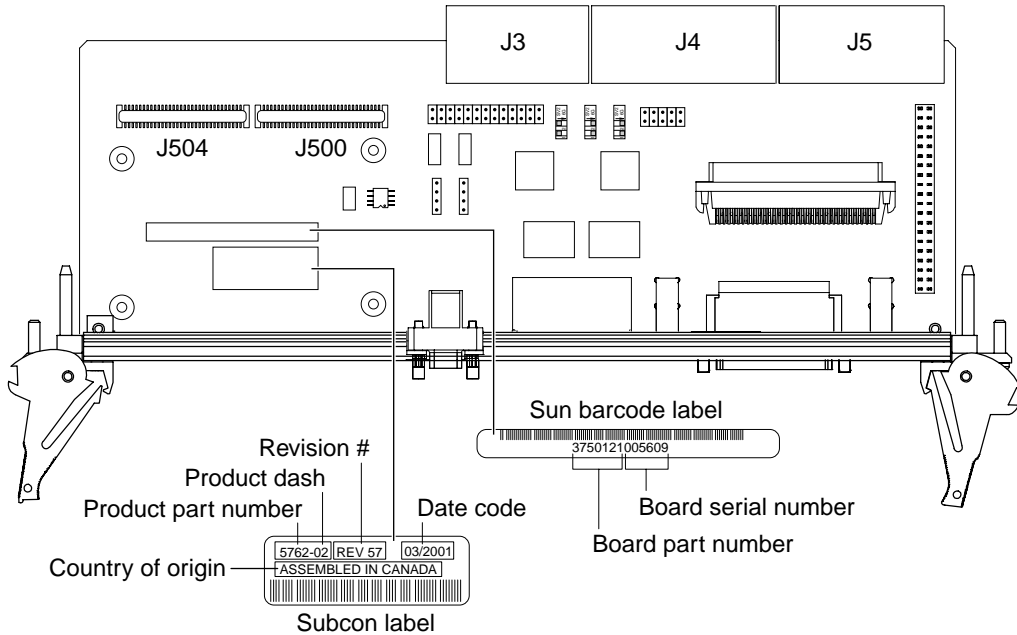
If you have any technical questions or technical support issues that are not addressed in the Netra CP2040/CP2140 documentation sets or you need to return the CP2040/CP2140 board, contact your local Field Application Engineer.

Please have the board identification information ready (see FIGURE 3). The XCP2040-TRN board part number, board serial number, and revision number can be found on labels located on the board. For proper identification of the board, please see the list below and FIGURE 3. The Sun Microsystems barcode label provides the following information:

- Board part number (for example, 3750121) which is the first seven digits on the barcode label. The next six digits are the board serial number (for example, 005609).
- Product part number (for example, 5672), product dash (for example, 02) and revision number (for example REV 57).

The board also contains the following information on the subcon label:

- Date code (for example, 03/2001) is the third week of the year 2001.
- Country of origin (for example, ASSEMBLED IN CANADA)



**FIGURE 3** Identification Labels on the XCP2040-TRN



**Caution** – Ensure that you are installing an XCP2040-TRN by checking to see that its part number is 3750121, as shown in FIGURE 3. Transition cards built for use with other CompactPCI host boards are not compatible with the Netra CP2040/CP2140 board and may cause damage to themselves, the host, and the backplane if installed.

---

# Before Returning Your XCP2040-TRN to Sun Enterprise Services Or World Wide Solution Center

You *must* get Return Material Authorization (RMA) numbers from Sun Enterprise Services or the World Wide Solution Center for each part you intend to return. If Sun Enterprise Services asks for a system serial number, be sure to indicate that the board was purchased as an OEM product and is not associated with a system.

Sun Enterprise Services will give you specific details on the return procedure for your geographic area. In addition, follow these guidelines in packaging the hardware and addressing the package.

- Take electrostatic discharge (ESD) precautions while handling the board:
  - Handle the board only by the nonconducting edges.
  - Do not touch the components or any metal parts.
  - Always wear a grounding wrist strap when handling the board and be sure the wrist strap is connected to ground.
- Please use the original or equivalent packaging material to return the failed part.
- Make sure the RMA number is on the box containing the part.
- If applicable, you may place one box within the other. The outermost box needs to have the RMA number and the part number of its primary contents and the following: destination address, source address, for international shipments, Sun Enterprise Services shipping number to expedite handling in customs.

