

Virtual Tape Control System

VTCS Messages and Codes

MSP Software

Version 6.1

docs.sun update only



November 2010, Revision D

Submit comments about this document by clicking the Feedback [+] link at: <http://docs.sun.com>

Copyright © 2006, 2010, Oracle and/or its affiliates. All rights reserved.

This software and related documentation are provided under a license agreement containing restrictions on use and disclosure and are protected by intellectual property laws. Except as expressly permitted in your license agreement or allowed by law, you may not use, copy, reproduce, translate, broadcast, modify, license, transmit, distribute, exhibit, perform, publish, or display any part, in any form, or by any means. Reverse engineering, disassembly, or decompilation of this software, unless required by law for interoperability, is prohibited.

The information contained herein is subject to change without notice and is not warranted to be error-free. If you find any errors, please report them to us in writing.

If this is software or related software documentation that is delivered to the U.S. Government or anyone licensing it on behalf of the U.S. Government, the following notice is applicable:

U.S. GOVERNMENT RIGHTS Programs, software, databases, and related documentation and technical data delivered to U.S. Government customers are "commercial computer software" or "commercial technical data" pursuant to the applicable Federal Acquisition Regulation and agency-specific supplemental regulations. As such, the use, duplication, disclosure, modification, and adaptation shall be subject to the restrictions and license terms set forth in the applicable Government contract, and, to the extent applicable by the terms of the Government contract, the additional rights set forth in FAR 52.227-19, Commercial Computer Software License (December 2007). Oracle USA, Inc., 500 Oracle Parkway, Redwood City, CA 94065.

This software or hardware is developed for general use in a variety of information management applications. It is not developed or intended for use in any inherently dangerous applications, including applications which may create a risk of personal injury. If you use this software or hardware in dangerous applications, then you shall be responsible to take all appropriate fail-safe, backup, redundancy, and other measures to ensure the safe use. Oracle Corporation and its affiliates disclaim any liability for any damages caused by use of this software or hardware in dangerous applications.

Oracle is a registered trademark of Oracle Corporation and/or its affiliates. Oracle and Java are registered trademarks of Oracle and/or its affiliates. Other names may be trademarks of their respective owners.

AMD, Opteron, the AMD logo, and the AMD Opteron logo are trademarks or registered trademarks of Advanced Micro Devices. Intel and Intel Xeon are trademarks or registered trademarks of Intel Corporation. All SPARC trademarks are used under license and are trademarks or registered trademarks of SPARC International, Inc. UNIX is a registered trademark licensed through X/Open Company, Ltd.

This software or hardware and documentation may provide access to or information on content, products, and services from third parties. Oracle Corporation and its affiliates are not responsible for and expressly disclaim all warranties of any kind with respect to third-party content, products, and services. Oracle Corporation and its affiliates will not be responsible for any loss, costs, or damages incurred due to your access to or use of third-party content, products, or services.

Preface

Virtual Tape Control System 6.1.0 (VTCS 6.1.0, hereafter referred to as “VTCS”) is MSP host software, which together with the portions of NCS 6.1.0 that support VTCS and the Virtual Tape Storage Subsystem (VTSS), comprises Virtual Storage Manager (VSM).

Audience

This guide is for StorageTek or customer personnel who are responsible for installing, configuring, and administering VTCS and VSM.

Prerequisites

To perform the tasks described in this guide, you should already understand the following:

- ? MSP/EX operating system
- ? JES
- ? System Management Facility (SMF)
- ? System Modification Program Extended (SMP)
- ? Nearline Control Solution (NCS)

Organization of This Publication

This table provides a general overview of the sections in this publication.

Chapter 1, “VTCS Messages”	VTCS messages, explanation, system actions, and user responses
Appendix A, “VTCS Return and Reason Codes”	VTCS reason and return codes
Appendix B, “VTCS Abend Codes”	VTCS abend codes
Appendix C, “Message Route Codes and Descriptor Codes”	Route and descriptor codes
Appendix D, “ECAM Message Completion and Return Codes”	Explanation, system actions, and user responses for this ECAM message

What’s New in this Book?

Revision D contains technical updates.

Contents

Preface iii

Audience iii

Prerequisites iii

Organization of This Publication iv

What's New in this Book? iv

1. VTCS Messages 1

Message Format 2

HSC Messages for VTCS Events 3

VTCS Messages 29

A. VTCS Return and Reason Codes 107

B. VTCS Abend Codes 109

C. Message Route Codes and Descriptor Codes 111

D. ECAM Message Completion and Return Codes 115

E. Additional Information 125

Oracle's External Web Site 125

Oracle's StorageTek Documentation 125

Oracle Global Partners 125

Third-Party Web Sites 126

Oracle's Global Offices 126

Customer Support 126

Conventions for Reader Usability 127

Typographic	127
Keys	127
Enter Command	127
Warnings, Cautions, and Notes - Software	128
Warnings, Cautions, and Notes - Hardware	128
Syntax	129

VTCS Messages

This chapter contains information about the following:

- ? HSC messages for VTCS events
- ? VTCS messages
- ? RTV error messages

These messages are provided to help administrators and operators:

- ? Maintain VSM by monitoring VSM activity
- ? Diagnose and correct VSM problems when appropriate

Each message in this chapter contains the following information:

- ? The message text
- ? An explanation of the message
- ? A system action indicating what the system is doing at the time of the message
- ? A user response indicating how the user should respond to the message

Message Format

Each message consists of the following format:

*SL**Snum*

MSG_TYPE MSG_TEXT

where:

? *SLS* is the three-letter prefix identifying messages for HSC and VTCS events.

? *num* is the message number.

? *MSG_TYPE* is the message type:

I = Information only.

E = Eventual action.

D = Decision needed.

A = Action needed.

W = Warning. Action may be required.

? *MSG_TEXT* is the message text:

Examples:

HSC message for VTCS event:

SLS5627I CCCCCCC PARMs NOT INSTALLED REASON CODE XXXX

VTCS event message:

SLS6605I INITIATING SWAP OF MVC MMMMMM FROM RTD

HSC Messages for VTCS Events

SLS1628I

CCCCCCC: Record DDDDDDD ... EEEE

Explanation. While processing a LMUPDEF, MGMTDEF, TREQDEF, UNITDEF, VOLDEF, MVCDEF, LKEYDEF, SLSMERGE, OR SCRPFDEF command or control statement, the HSC has encountered an error.

CCCCCCC= Type of command or control statement (LMUPDEF, MGMTDEF, TREQDEF, VOLDEF, UNITDEF, MVCDEF, LKEYDEF, SLSMERGE, SCRPFDEF)

DDDDDDD = Decimal number of the record within the file

EEEE= System-generated number used for identifying the following line of this multiple-line message

The record number identifies the statement in error. A record number of zero (0) indicates a problem with the data set or an error involving more than one record.

This message is a two line message; the second line indicates the nature of the error. Second-line text will be one of the following:

- ? ACS - unknown ACSid
The ACSid specified with the ACS keyword is unknown to HSC.
- ? ACSlist - duplicate ACSids
The list of ACSids specified with the ACSlist keyword contains duplicate values.
- ? ACSlist - maximum number of ACSids exceeded
The number of ACSids specified with the ACSlist keyword exceeds the maximum number allowed.
- ? ACSlist - unknown ACSid
One or more of the ACSids specified with the ACSlist keyword is unknown to HSC.
- ? *CCCCCCC* value out of range; must be *D-DDD*
The value specified for an MVCPOOL parameter was not within the accepted range.
CCCCCCC = MVCFREE, MAXMVC, THRESH, or START parameter
D-DDD= acceptable range for parameter value
- ? Comment unclosed at end of file
- ? CONSRC - invalid specification
The storage class name does not start with an alphabetic character.
- ? CONSRC - MIGpol does not specify > 1 STORclas name
The MIGpol parameter is also required and must contain more than two unique names.
- ? CONSRC - No matching STORclas name on MIGpol parameter
The storage class name specified must match to one of the names upon the MIGpol parameter.
- ? CONSRC - VSM(ADVMTGMT) FEATures not active
- ? CONTGT - invalid specification
The storage class name does not start with an alphabetic character.
- ? CONTGT - VSM(ADVMTGMT) FEATures not active
- ? DELSCR - invalid specification

- The value specified with the DELSCR keyword was not NO or YES.
- ? Drives specified in list or range are not the same type of device
- ? DUPlex - invalid specification
 - The value specified with the DUPlex keyword was not YES or NO.
- ? Duplicate UNITATTR ADDRESS value encountered
- ? Error allocating dataset; Code XXXX-XXXX
 - XXXX-XXXX = DYNALLOC error and reason codes
- ? Error opening dataset; Completion code XXX-XX
 - XXX-XX = OPEN completion code and reason code
- ? Error near column NNN:TTTTTTTT
 - NNN = column number where error was detected
 - TTTTTTTT = error text
- ? Error on CCCCCC {parameter|list|range}: TTTTTTTT
 - CCCCCC= parameter, list, or range that is in error
 - TTTTTTTT= error text (listed below)

Possible error text (TTTTTTTT) for the above two second-line messages includes:

- ? Cleaning Media invalid as media value
- ? Co-requisite parameter missing
- ? Invalid length of value
- ? Invalid value
- ? Mandatory parameter missing
- ? Mutually exclusive parameters found
- ? Positional error
- ? Required value not found
- ? Syntax error
- ? Unknown keyword
- ? Value supplied when none allowed
- ? File processing terminated due to excessive number of errors
- ? FUNCTION - Unrecognized value
- ? I/O error reading dataset:CCCCCCC
 - CCCCCCC = SYNADAF produced error message
- ? IMMEdmig - invalid specification
 - The value specified with the IMMEdmig keyword was not NO, KEEP, or DELETE.
- ? Insufficient memory
- ? LMUADDR IP address syntax is invalid; CCCCCC
 - An LMUADDR parameter contained only digits and periods but was not a valid IP address format (4 sets of one to three numeric digits separated by periods, with each numeric value less than 256).
- ? LMUADDR list contains more than maximum allowed items
 - A maximum of four (4) hostnames or IP addresses may be specified for a single LMUADDR keyword.
- ? LMUPATH duplicate ACS ID found

- An ACS ID has been encountered that was specified on a previous LMUPATH statement.
- ? LMUPATH Invalid ACS ID found
The ACS ID specified has not been defined to HSC.
 - ? MAXCLEAN incompatible with implied/default MEDIA
The MEDIA keyword was not specified, and the implied or default media type is not STD, DD3D, STK1U, or STK2W (the only media types compatible with MAXclean). Either remove the MAXclean keyword or specify a MEDIA keyword with a compatible media value.
 - ? MAXCLEAN incompatible with MEDIA(XXXXXXXX)
XXXXXXXX is the value specified for the MEDIA keyword. STD, DD3D, STK1U, and STK2W (or one of their synonyms or abbreviations) are the only media values compatible with MAXclean.
 - ? MAXCLEAN valid only for Cleaning Cartridge Volsers (XXXXXX)
XXXXXX represents the format of a Cleaning Cartridge Volser composed of the HSC Cleaner Prefix followed by .xxx.
 - ? MAXCLEAN value not within allowable range
The MAXclean keyword was specified, but the value is not within the allowable range of 1-32767
 - ? MAXVtvsz - invalid specification
The value specified with the MAXVtvsz keyword was not 400 or 800.
 - ? MAXVTVSZ exceeds that supported by CDS - DEFAULTED
A value was specified, but the VTCS system is not configured to support it. The value is changed to the default of 400.
 - ? MEDIA - cleaner cartridge media invalid
Cleaner cartridge media types are invalid on the STORclas statement.
 - ? MEDIA - duplicate types in list
Duplicate media types were found on the STORclas statement.
 - ? MEDIA - too many types in list
The number of media types cannot exceed 20 on the STORclas statement.
 - ? MGMTCLAS is not valid with this FUNCTION
 - ? MIGpol - Number of STORclas names exceeds maximum
Depending upon the CDS level for VTCS, the number of storage class names is either limited to 2 or 4.
 - ? MIGpol - STORclas name is invalid
The storage class name does not start with an alphabetic character.
 - ? MIGpol - VSM(ADVMGMT) FEATures not active
 - ? MVCPOOL Names ALL and DEFAULTPOOL not allowed
 - ? MVCPOOL values conflict with those on Record DDDDDDDD
An MVCPOOL statement has a different MVCFREE, MAXMVC, THRESH, or START value than that on a previous MVCPOOL statement with the same name.
DDDDDDDD = record number of previous MVCPOOL statement
 - ? MVCPOOL/STORCLAS not valid with FUNCTION(SPECIFIC)
 - ? MVCPOOL/STORCLAS/PREVVTSS not valid with FUNCTION(SCRATCH)

- ⌘ NAME - invalid specification
The value specified with the NAME keyword exceeds 8 characters or contains invalid characters. The value specified for NAME must begin with A-Z and can contain only A-Z, 0-9, and \$, #, @.
- ⌘ Parameter unsupported on JES
- ⌘ REPLICAT - invalid specification
The value specified with the REPLICAT keyword was not NO or YES.
- ⌘ REPLICAT(YES) - VSM(ADVMMGMT) FEATURES not active
- ⌘ RESTIME - invalid specification
The RESTIME must have a value between 1 and 9999.
- ⌘ RESTIME - Mutually exclusive with IMMEDIATE(DELETE)
You cannot specify that a VTV should be retained resident within the VTSS and also migrated and deleted immediately.
- ⌘ RESTIME - VSM(ADVMMGMT) FEATURES not active
- ⌘ Statement is too long
- ⌘ STORCLAS - Migrate option invalid specification
The value specified for the MIGRATE parameter is invalid.
- ⌘ STORCLAS - VSM(ADVMMGMT) FEATURES not active
- ⌘ Text indicating that unit, model, media type and rectech are invalid or incompatible
- ⌘ Unrecognized statement
- ⌘ Volser specification conflicts with that on Record *DDDDDDDD*
The Volser specification on an MVCPOOL statement overlaps with the Volsers defined on a previous MVCPOOL statement having a different name.
DDDDDDDD = record number of previous MVCPOOL statement
- ⌘ VTSSSEL - VSM(ADVMMGMT) FEATURES not ACTIVE
- ⌘ VTRPAGE - invalid specification
The value specified with the VTRPAGE keyword was not STANDARD or LARGE.
- ⌘ VTRPAGE value not supported by CDS - Ignored
The parameter value of LARGE is not supported by the level of CDS. The request is ignored and the value of STANDARD is assumed.
- ⌘ VTRPAGE(STANDARD) is invalid with MAXVTSZ > 800 - defaulting to LARGE
The parameter value of STANDARD is not valid with MAXVTSZ > 800. The request is ignored and the value of LARGE is used.
- ⌘ Wild card(s) not allowed in MVCPOOL
Wild card(s) are not permitted in Volser specifications on an MVCPOOL statement.

See message SLS1973I in the *HSC Messages and Codes Manual* for a description of any text not listed here.

System Action. The HSC continues to process the dataset unless the record number displayed is zero, or unless there have been 50 errors encountered in the file. For those two cases, processing of the dataset is terminated.

User Response. Correct the problem with the parameter dataset and re-issue the command.

User Response.

SLS2318I

VOLUME VVVVVV IS A VSM MVC CARTRIDGE; CANNOT BE ENTERED INTO SCRATCH LIST

Explanation. A SLUADMIN SCRATCH Update utility attempted to add a specified volume serial number (VVVVVV) to the library scratch pool, but the Volser qualifies as a VSM MVC cartridge and cannot be treated as a scratch volume.

System Action. The utility continues processing.

User Response. The error does not cancel the SCRATCH Update utility, but you may want to check the specified volume serial number, correct it, and resubmit the SLUADMIN scratch update job.

SLS2319I

VOLUME VVVVVV ALREADY DEFINED IN VSM AS SCRATCH

Explanation. A SLUADMIN SCRATCH Update utility attempted to add a specified volume serial number (VVVVVV) to the VSM scratch pool, but the Volser was already defined as scratch.

System Action. The utility continues processing.

User Response. The error does not cancel the SCRATCH Update utility, but you may want to check the specified volume serial number, correct it, and resubmit the SLUADMIN scratch update job.

SLS2320I

VOLUME VVVVVV NOT DEFINED IN VSM AS SCRATCH

Explanation. A SLUADMIN SCRATCH Update utility attempted to remove a specified volume serial number (VVVVVV) from the VSM scratch pool, but the volume was not defined as a scratch volume.

System Action. The utility continues functioning.

User Response. This error does not cancel the SCRATCH Update utility, but you may want to check the specified volume serial number and resubmit the SLUADMIN scratch update job.

SLS2321I

VOLUME VVVVVV SUCCESSFULLY ADDED TO VSM AS SCRATCH

Explanation. A SLUADMIN SCRATCH Update utility has added the specified volume serial number (VVVVVV) to the VSM scratch pool.

System Action. HSC processing continues.

User Response. None.

SLS2322I

VOLUME VVVVVV SUCCESSFULLY DELETED FROM VSM SCRATCH POOL

Explanation. A SLUADMIN SCRATCH Update utility has deleted the specified volume serial number (VVVVVV) from the VSM scratch pool.

System Action. HSC processing continues.

User Response. None.

SLS2323I

VOLUME VVVVVV IS NOT ELIGIBLE TO BE SCRATCHED

Explanation. A SLUADMIN SCRATCH Update utility attempted to add a specified volume serial number (VVVVVV) to the library scratch pool, but the volser has been set as NOT eligible to be scratched. The volser has been placed in the DO NOT SCRATCH condition by the following reason:

- ? The volser is a VSM Multiple Volume Cartridge (MVC).

System Action. The utility continues processing. The error does not cancel the SCRATCH Update utility, but you may want to check the specified volume serial number (VVVVVV), correct it, and resubmit the SLUADMIN SCRATCH update job.

SLS4235E

DUPLICATE (MVC|VTV) VOLUME (VVVVVV) FOUND IN FROM CDS

Explanation. During the merge process, a volume (VVVVVV) already exists in the TO CDS.

System Action. The utility continues. The merge process will not copy any MVC and VTV volumes to the TO CDS. A return code of 8 is set.

User Response. Correct the MVC/VTV conflict and resubmit the CDS Merge.

SLS4236E

VTV/MVC CONFLICTS DETECTED; VIRTUAL VOLUMES NOT MERGED

Explanation. During the merge process, a virtual volume (VTV or MVC) on the 'FROM' CDS exists as a VTV, MVC, or real volume on the 'TO' CDS. The merging of virtual (VTV/MVC) volume information is not performed.

System Action. The utility continues. The merge process will not copy any MVC and VTV volumes to the 'TO' CDS, but real volume merge is done (if requested). A return code of 8 is set.

User Response. Correct the VTV/MVC conflict and resubmit the CDS Merge.

SLS4237E

DUPLICATE {FROM|TO} VTSS NAME (XXXXXXXX) FOUND ON MERGE CONTROL STATEMENT

Explanation. A duplicate VTSS name (XXXXXXXX) was specified as the FROM or TO VTSS name on a MERGE control statement. The merge was specified using the FVTSS/TVTSS control statement.

System Action. The CDS Merge process terminates.

User Response. Correct the error and resubmit the CDS Merge.

SLS4238E

VTSS NAME (XXXXXXXX) ON MERGE CONTROL STATEMENT NOT FOUND IN THE {FROM|TO} CDS

Explanation. There is no VTSS name (XXXXXXXX) in the MERGE FROM or TO CDS. The merge was specified using the FVTSS/TVTSS control statement.

System Action. The CDS Merge process terminates.

User Response. Correct the error and resubmit the CDS Merge.

SLS4239E

{MVC|VTV} VOLUME VVVVVV NOT CONFIGURED in 'TO' CDS

Explanation. During the merge process, a volume VVVVVV was not found in the 'TO' CDS VSM configuration. The MVC or VTV is not included in the MVC/VTV ranges in the 'TO' CDS.

System Action. The utility continues. The merge process will not copy any MVC and VTV volumes to the 'TO' CDS. A return code of 8 is set.

User Response. Correct the MVC/VTV conflict and resubmit the CDS Merge.

SLS4240E

MVC VOLUME VVVVVV IS A DUPLICATE OF A REAL VOLUME.

Explanation. During the merge process, a VTV volume VVVVVV was found to be a duplicate of a real volume.

System Action. The utility continues. The merge process will not copy any MVC and VTV volumes to the 'TO' CDS. A return code of 8 is set.

User Response. Correct the VTV/real volume conflict and resubmit the CDS Merge.

SLS4241E

PARAMETER REALONLY CONFLICTS WITH SPECIFIED VALUES OF FVTSS/TVTSS.

Explanation. The specification of READONLY with SLSMERGE DD values of FVTSS/TVTSS is not valid.

System Action. The utility terminates following phase 2. No data was merged. A return code of 8 is set.

User Response. Correct the parameters and resubmit the CDS Merge.

SLS4242E

PARAMETER VIRTONLY CONFLICTS WITH SPECIFIED VALUES OF FACS/TACS OR FLSM/TLISM.

Explanation. The specification of VIRTONLY with SLSMERGE DD values of FACS/TACS or FLSM/TLISM is not valid.

System Action. The utility terminates following phase 2. No data was merged. A return code of 8 is set.

User Response. Correct the parameters and resubmit the CDS Merge.

SLS4243E

PARAMETER VIRTONLY SPECIFIED, BUT NO VIRTUAL DATA DEFINED IN "TO"|"FROM" CDS.

Explanation. The specification of VIRTONLY was made, but no virtual configuration data was found in the "TO" or "FROM" CDS.

System Action. The utility terminates following phase 2. No data was merged. A return code of 8 is set.

User Response. Correct the parameters and resubmit the CDS Merge. Make sure that the SWSADMIN CONFIG function has been run against the "TO" CDS.

SLS4244W

PARAMETER "ALL" SPECIFIED, BUT NO VIRTUAL DATA WAS DEFINED IN THE "TO" CDS. NO VIRTUAL DATA COPIED.

Explanation. The specification of "ALL" was made, but no virtual configuration data was found in the "TO" CDS. No virtual records were copied.

System Action. The utility has copied only "real" CDS data. A return code of 4 is set.

User Response. Run the SWSADMIN CONFIG function to define the virtual information, and resubmit the CDS Merge to copy the virtual information if desired.

SLS4245I

MVC/VTV VOLUME VVVVVV DELETED FROM "TO" CDS DURING MERGE

Explanation. This message is issued whenever a VTV or MVC that is either uninitialized or empty in the source CDS and NOT defined in the target CDS is not copied to the target CDS during a MERGECDS operation.

System Action. None.

User Response. None.

SLS4246E

MIGRATED VTV VVVVVV FOUND IN SOURCE CDS BUT CORRESPONDING MVC VVVVVV NOT DEFINED IN TARGET CDS

Explanation. This message is issued during a MERGECDS operation when a migrated VTV is found in the source CDS but the MVC to which it has been migrated is not defined in the target CDS.

System Action. The REAL part of the CDS Merge process completes, but no VIRTUAL records are copied to the target CDS. The operation ends with a return code 8.

User Response. Either define the MVC in the target CDS or delete the VTV from the VTCS.

SLS5010I

CCCCCCCC SUBMITTED TO VSM SYSTEM

Explanation. *CCCCCCCC* command has been submitted to the VSM system for processing.

System Action. HSC processing continues.

User Response. None.

SLS5011I

CCCCCCCC-TTTTTTTT

Explanation. *TTTTTTTT* is the text of the response returned by the VSM system for the *CCCCCCCC* command.

System Action. HSC processing continues.

User Response. None.

SLS5012I

CCCCCCCC FAILED - VSM NOT ACTIVE

Explanation. The *CCCCCCCC* command failed due to the VSM system not being active.

System Action. HSC processing continues.

User Response. Determine the cause of the VSM system not being active.

SLS5013I

CCCCCCCC COMPLETED (RRRRRRRR)

Explanation. The *CCCCCCC* completed with a final result code of *RRRRRRRR*. If the *RRRRRRRR* value is not zero (0), a second line will be displayed that describes the reason for the failure.

System Action. HSC processing continues.

User Response. None.

SLS5014I

CCCCCCC REQUESTS - MIGRATES=*N* RECALLS=*N* RECLAIMS=*N*

Explanation. To respond to a Display request, VSM reports *N* processes. *CCCCCCC* is the type of process (Active or Queue).

System Action. HSC processing continues.

User Response. None.

SLS5015I

DISPLAY RTD

Explanation. To respond to a Display RTD request, VSM reports RTD status. Information returned includes:

- ? MSP device address.
- ? Status.
- ? The volser of the MVC currently mounted.
- ? The volser of the MVC allocated for mounting.
- ? The host that currently owns the RTD.
- ? The Top ID (the process Id of the request that is top of the queue for next using this RTD from this host.)
- ? The Top Host (the host which has the request that is top of the queue for next using this RTD.).

Possible statuses include the following:

xxxx:Audit

The RTD is in use by host *HHHH* for an audit.

xxxx:Busy

The RTD has been assigned to host *xxxx*.

xxxx:Migrate

The RTD is in use by host *xxxx* for a VTV migration.

xxxx:Recall

The RTD is in use by host *xxxx* for a VTV recall.

xxxx:Recover

Host *xxxx* is attempting to reset the RTD.

xxxx:Unload

The RTD is in use by host *xxxx* for forced unload to move MVC to other RTD.

xxxx:Xfer

The RTD is in use by host *xxxx* for transfer of VTV between VTSSs.

Idle

An MVC is mounted on the RTD, but the RTD is idle for the time specified on the CONFIG RETAIN parameter as described in "RETAIN=*nn*" for the VTSS statement under "CONFIG Utility" in Chapter 8 of *VTCS Installation, Configuration, and Administration Guide*". For example, VTCS reports this status after a migration completes to this MVC.

Initialise

The host is verifying RTD status and availability.

Maintenance

The RTD has failed or it has been varied into maintenance mode.

Offline

The RTD is offline and unavailable to all hosts and VTSSs.

Online/free

The RTD is online and available.

Recovery

The RTD is being reset following an error or a vary online mode

System Action. HSC processing continues.

User Response. None.

SLS5016I

DISPLAY ACTIVE/QUEUED DETAIL

Explanation. To respond to a VT Display DETail request, VSM reports the status of each VSM activity. Status includes function, process id, VTV id, MVC id, RTD and VTSS involved.

Possible functions can be any of the following:

VTV_upd

Resync VTV status and CDS.

MVC_upd

Reset MVC status.

Dismount

VTV dismount.

Sel_scr

PGMI select scratch.

Recall

Recall VTV from MVC.

MVC_inv

Audit of an MVC.

VTSS_inv

Audit of a VTSS.

Mount

VTV mount.

Migrate

Migrate VTV to MVC.

MVC_chek

Query MVC.

Drain

Drain VTVs from MVC.

Scratch

Scratch VTV.

Transfer

Transfer VTV between VTSSs.

Unscratch

Unscratch VTV.

Vary@

Vary RTD.

VTV_chek

Query VTV.

Unload

Unload MVC from RTD.

Audit#

Audit utility request.

Migrate@

Migrate command or utility.

Recall@

Recall command or utility.

Reclaim@

Reclaim command or auto reclaim request.

Drain@

Drain command.

Mig_set@

Set migration threshold command.

Mig_thr@

Migrate to threshold command.

Cancel@

Cancel command.

Display@

Display command.

QRY/SET@

Query or set command.

For QUEUED activity the reason for the wait is reported as follows:

TSK

Waiting for processing lock on other host.

VTD

Waiting for VTD.

MVC

Waiting for MVC lock.

VTV

Waiting for VTV lock.

INV

Waiting for an available audit (inventory) task.

CMD

Waiting for the command processor task.

DSP

Waiting for the main dispatcher task.

SS

Waiting for an available VTSS task.

RTD

Waiting for an available RTD task.

DRV

Waiting for a free RTD.

SCR

Waiting for scratch tapes.

RCM

Waiting for the space reclaim manager task.

System Action. HSC processing continues.

User Response. None.

SLS5017I

CCCCCCC NOTHING TO DISPLAY

Explanation. The CCCCCC command completed with nothing to display.

System Action. HSC processing continues.

User Response. None.

SLS5018I

RANGE/LIST ITEM GREATER THAN MAXIMUM - FIRST 64 PROCESSED

Explanation. The range/list of the RTD list in the VT Display/VT Vary RTD command contains a greater number than the 64 maximum allowed.

System Action. HSC processing continues.

User Response. Resubmit the command with a range/list smaller than 64 RTDs.

SLS5019I

VT CCCCCCC COMMAND NOT PROCESSED - RRRRRRRR

Explanation. The VT command CCCCCC was not processed for the following reason (RRRRRRR):

- ? VCI not initialized - The communication component to the VSM system has not initialized.
- ? Processor not loaded - The command processor has not been loaded.

System Action. HSC processing continues.

User Response. Determine the reason for the failure and correct.

SLS5020I

CCCCCCC NOTHING TO DISPLAY

Explanation. The VT command CCCCCC completed with nothing to display.

System Action. HSC processing continues.

User Response. None.

SLS5021I

MVC VOLUME VVVVVVV SET TO NONSCRATCH

Explanation. The VSM MVC volume VVVVVVV has been changed from scratch to non-scratch status.

System Action. HSC processing continues.

User Response. None.

SLS5022E

VT CCCCCCC COMMAND CAN NOT BE PROCESSED - VTCS HAS NOT INITIALIZED. REPLY IF COMMAND IS TO BE CANCELED

Explanation. VTCS command CCCCCCC can not be processed at this time because VTCS has not initialized.

System Action. The system waits for VTCS to initialize. Once that occurs the command will be processed. If HSC/VTCS termination is requested before the command has been processed, the command will be canceled.

User Response. Investigate why VTCS has not initialized. Reply to this message, with any single character value, only if the command is to be canceled. Message SLS5023I will be output to confirm the command was canceled. Leave the reply outstanding if the system is to process the command once VTCS has initialized.

SLS5023I

VT CCCCCCC COMMAND CANCELED DUE TO RRR

Explanation. Message SLS5022E was output previously for VTCS command CCCCCCC, indicating that the command could not be processed because VTCS has not initialized. Subsequently, the command was canceled without being processed for the reason given below:

- ? If RRR is 'operator request', VTCS command CCCCCCC was canceled because message SLS5022E was replied to.
- ? If RRR is 'HSC/VTCS termination', VTCS command CCCCCCC was canceled because HSC and/or VTCS termination was detected. The command was canceled without being processed.

User Response. If necessary, re-issue the command once VTCS has initialized.

SLS5024E

TIMEOUT ON ECAM I/O TO DEVICE NNNN

Explanation. VTCS is waiting for ECAM I/O to complete for device nnnn. This message indicates that a VTCS timer has expired and the I/O has not yet completed.

System Action. VTCS will continue to wait for the I/O to complete.

User Response. Check the HSC logs and SYSLOG to determine if any errors exist for the address identified in the message. If any IOSnnnn messages exist for the VTD address(es) in question, determine if the errors are limited to a single path. If so, vary the affected path(s) offline. If the errors appear to affect all paths, a Vary nnnn,OFFLINE,FORCE command can be issued to attempt to bypass the device. Once the problem has been corrected, the device can be brought back online. It should not be necessary to re-start HSC/VTCS once the errors have been corrected and the VTD addresses are properly online. If the VTSS was taken offline, a VT Vary VTSS(nnnnnnnn) ONline can be issued to bring the VTSS online. If the errors cannot be resolved, contact StorageTek support for assistance

SLS5047I

ONLINE OFFLINE OR MAINTENANCE REQUIRED ON VT VARY COMMAND

Explanation. The VT Vary RTD or Modify command was entered without specifying ONline, OFFline, or MAINT.

System Action. The command is not executed.

User Response. Re-enter the desired command specifying ONline, OFFline, or MAINT.

SLS5068I

CURRENT VT TRACE STATUS: VTCS {TRACED|NOT TRACED}

Explanation. The TRace command successfully completed. A list of VT subsystem components and their tracing status is displayed.

System Action. HSC processing continues.

User Response. None.

SLS5075I

MOUNT OF VVVVVV ON DRIVE DDDDDD - COMPLETE

Explanation. In response to a mount request, volume VVVVVV was mounted on specified VIRTUAL transport DDDDDD.

System Action. Normal processing continues.

User Response. None.

SLS5076I

DISMOUNT OF VVVVVV FROM DRIVE DDDDDD - COMPLETE

Explanation. The dismount of VVVVVV from specified VIRTUAL transport DDDDDD is complete. Receiving this message does not necessarily indicate that the dismount was successful.

System Action. Normal processing continues.

User Response. None

SLS5077I

MOUNT OF VVVVVV ON DRIVE DDDDDD - FAILED (RRRRRRRR) - VSM IS NOT ACTIVE

Explanation. The mount of volume VVVVVV on VIRTUAL drive DDDDDD failed due to the VSM system not being active. RRRRRRRR is the return code from the HSC/VTCS support system.

System Action. Mount fails.

User Response. Attempt to correct the problem, and reissue the mount request.

SLS5078I

DISMOUNT OF VVVVVV FROM DRIVE DDDDDD - FAILED (RRRRRRRR) - VSM IS NOT ACTIVE

Explanation. The dismount of volume VVVVVV from VIRTUAL drive DDDDDD failed due to the VSM system not being active. RRRRRRRR is the return code from the HSC/VTCS support system.

System Action. Dismount fails.

User Response. Attempt to correct the problem, and reissue the dismount request.

SLS5079E

MOUNT OF vvvvvv ON dddd - FAILED (RC) - ERRTEXT

Explanation. The mount of volume vvvvvv on VIRTUAL drive dddd failed. The reason for the failure is defined in the ERRTEXT portion of the message. RC is the return code from HSC/VTCS.

Explanations, System Actions and User Responses for the various Reason texts are detailed below. The context in which the message is issued should always be determined, as the text for a given Reason describes the most likely case and may not match the specific case in which it was output.

DRIVE ALREADY HAS A VTV MOUNTED

Explanation. A Mount was requested of Volume *vvvvvv* on device *dddd*. VTCS determined that the device already has a VTV Mounted on it.

System Action. The Mount fails.

User Response. Determine which VTV is Mounted on the device. If it should not be Mounted, attempt to Unload/Dismount it using the MSP Unload command and the HSC Dismount command.

If the Mount is still required, re-drive it.

If the reason for the failure is not understood, contact StorageTek software support.

INTERNAL ERROR OCCURRED RC=*rrrrrrrr*

Explanation. A Mount was requested of volume *vvvvvv* on device *dddd*. VTCS suffered an internal error (Return Code *X'rrrrrrrr'*) whilst processing the Mount.

System Action. The Mount fails.

User Response. Contact StorageTek software support.

INVALID VIRTUAL SUBPOOL *pppppppp*

Explanation. A Mount was requested of Scratch volume *vvvvvv* on device *dddd*. The Scratch volume was associated with Subpool *pppppppp* (e.g. by a TAPEREQ statement), but the Subpool was found to be invalid.

System Action. The Mount fails.

User Response. Determine how the Subpool was selected (e.g. TAPEREQ statement). Check that *pppppppp* is the name of a Subpool and that it contains Scratch volumes. Make any necessary corrections.

If the Mount is still required, re-drive it.

If the reason for the failure is not understood, contact StorageTek software support.

INVALID VTD ADDRESS *sssssss* FOR VTV

Explanation. A Mount was requested of volume *vvvvvv* on device *dddd*. VTCS failed to find the internal control block for device (VTD) *dddd* which is in VTSS *sssssss*.

System Action. The Mount fails.

User Response. Contact StorageTek software support.

MVC: *mmmmmm* CANCELLED BY OPERATOR

Explanation. A Mount was requested of Migrated volume *vvvvvv* on device *dddd*. Before the Recall and Mount were complete, the request was cancelled by the operator, e.g. by using the VT CANCEL command to cancel the Recall.

System Action. The Mount fails.

User Response. If the Mount is still required, re-drive it.

If the reason for the failure is not understood, contact StorageTek software support.

MVC: *mmmmmm* MVC COULD NOT BE MOUNTED

Explanation. A Mount was requested of Migrated volume *vvvvvv* on device *dddd*. VTCS initiated a Recall of the VTV from MVC *mmmmmm*, but the MVC could not be mounted.

System Action. The Mount fails.

User Response. Determine why the MVC Mount failed, e.g. from more specific error messages. Correct any problems found.

If the Mount is still required, re-drive it.

If the reason for the failure is not understood, contact StorageTek software support.

MVC: *mmmmmm* NO ACCESS TO VTSS *sssssss* TO VERIFY VTV LOCATION

Explanation. A Mount was requested of Migrated volume *vvvvvv* on device *dddd*. The VTV had previously been resident in VTSS *sssssss*. The VTSS could not be accessed by this Host to determine if it contains a copy of the VTV.

System Action. The Mount fails.

User Response. Check that VTSS *sssssss* can be accessed by, and is Online to, this Host.

If the Mount is still required, re-drive it.

If the reason for the failure is not understood, contact StorageTek software support.

MVC: *mmmmmm* No RTDs for requested media and ACS

Explanation. A mount was requested of migrated volume *vvvvvv* on device *dddd*. During recall processing, it was determined that there were no RTDs in the ACS that could mount the requested media type.

System Action. The Mount fails.

User Response. This is probably due to a configuration change. Determine the MVC media type and ACS location of the volume, or if other MVCs are available to access the VTV.

If the mount is still required, move the MVC to an ACS with RTDs of the correct type and re-drive the mount -or- make other MVC copies available to use for recalling the VTV.

If the reason for the failure is not understood, contact StorageTek software support.

(MVC:*mmmmmm*) VTD STATUS CHANGED DURING RECALL/MOUNT :ul.

Explanation. A Mount was requested of volume *vvvvvv* on device *dddd*.

In the case of a Migrated VTV the message will contain "MVC:*mmmmmm*" to show the MVC containing the VTV and indicates a change of VTD status during Recall. When the Recall from MVC *mmmmmm* was complete, VTCS found that the device was associated with a different VTCS request.

A common scenario that gives this message is:

- a. A Batch Job requests VTV *vvvvvv* be mounted on device *dddd*
- b. As the VTV is Migrated, VTCS initiates a Recall
- c. The Batch Job is cancelled
- d. A second job requests a different VTV be Mounted on device *dddd*
- e. The Recall of VTV *vvvvvv* completes
- f. VTCS attempts to satisfy the original Mount, but finds the device is no longer processing volume *vvvvvv*.

If the VTV was Resident, the message will not contain "MVC:*mmmmmm*" and indicates a change of VTD status during Mount.

System Action. The Mount fails.

User Response. If the Mount is still required, re-drive it.

If the reason for the failure is not understood, contact StorageTek software support.

NO MVCS AVAILABLE

Explanation. A Mount was requested of volume *vvvvvv* on device *dddd*. Because the VTV was Resident in a different VTSS from the one that contains device *dddd*, a VTV transfer was initiated. The transfer is achieved by Migrating the VTV from the other VTSS and Recalling it into the VTSS containing device *dddd*.

The VTV could not be Migrated from the other VTSS because no MVCs were available.

System Action. The Mount fails.

User Response. Determine where VTV *vvvvvv* is Resident. Then, either:

- ? Change the JCL to select a device in that VTSS, or
- ? Investigate why no MVCs could be selected for Migration. Correct any problems found.

If the Mount is still required, re-drive it.

If the reason for the failure is not understood, contact StorageTek software support.

PROBLEM DECODING VCI REQUEST FROM HSC

Explanation. A Mount was requested of volume *vvvvvv* on device *dddd*. An internal error occurred within VTCS whilst processing the Mount.

System Action. The Mount fails.

User Response. Contact StorageTek software support.

SUBSYSTEM TERMINATING

Explanation. A Mount was requested of volume *vvvvvv* on device *dddd*. VTCS could not process the Mount as the Task for the VTSS containing device *dddd* was terminating/had terminated, e.g. as the result of a VT VARY VTSS(*sssssss*) OFFLINE command.

System Action. The Mount fails.

User Response. Check the status of the VTSS containing device *dddd*. If it should be Online but is not, issue VT VARY VTSS(*sssssss*) ONLINE. VTCS will process the Mount when the VTSS comes Online.

If the reason for the failure is not understood, contact StorageTek software support.

VTV CONTENTS SUSPECT

Explanation. A Mount was requested of volume *vvvvvv* on device *dddd*. The VTV was found to be "fenced".

System Action. The Mount fails.

User Response. As for message SLS6657E.

Contact StorageTek software support.

VTV: *vvvvvv* INACCESSIBLE/BAD VTSS *sssssss* REFERENCED

Explanation. A Mount was requested of volume *vvvvvv* on device *dddd* in VTSS *sssss sss*. VTV *vvvvvv* could not be Mounted due to either:

- ? The state of the VTSS. The VTSS could not be accessed by this Host or was not Online.
- ? In the case of a Scratch Mount, the Mount failing and being re-tried too many times. This can happen if another product repeatedly rejects the VTV as not being in Scratch status.

System Action. The Mount fails.

User Response. In the case of a specific (non-scratch) Mount, check VTSS *sssssss* can be accessed by, and is Online to, this Host. Correct any problems found.

In the case of a Scratch Mount, determine if another product is rejecting the Mount, e.g. because its scratch definitions are not synchronized with those of VTCS.

Make any necessary changes.

If the Mount is still required, re-drive it.

If the reason for the failure is not understood, contact StorageTek software support.

VTV *vvvvvv* IS STILL MOUNTED

Explanation. A Mount was requested of volume *vvvvvv* on device *dddd*. VTCS determined that the VTV is still Mounted from a previous Mount.

System Action. The Mount fails, though VTCS will attempt to re-drive it.

User Response. Determine whether the previous Mount of VTV *vvvvvv* was on a different Host to the current Mount. If it was, check that SYSZVOLS ENQueues are being correctly propagated across Hosts.

If the previous Mount was on the same Host, attempt to determine if there was any reason for the Dismount to have failed. Correct any problems found.

If the reason for the failure is not understood, contact StorageTek software support.

vvvvvv IS NOT A VALID VTV

Explanation. A Mount was requested of volume *vvvvvv* on device *dddd*.

VTCS determined that *vvvvvv* is not defined in the VTCS Configuration, via a VTVVOL statement, as being Virtual.

System Action. The Mount fails.

User Response. Determine why a non-virtual allocation was directed to virtual device (VTD) *dddd*. Esoterics, JCL, TAPEREQ statements, ACS routines and User Exits influence allocation and should be reviewed.

Make any necessary corrections.

If the Mount is still required, re-drive it.

If the reason for the failure is not understood, contact StorageTek software support.

SLS5080E

DISMOUNT OF *VVVVVV* FROM *DDDDDD* - FAILED (RC) - *ERRTEXT*

Explanation. The Dismount of volume *VVVVVV* from VIRTUAL drive *DDDDDD* failed. The reason for the failure is defined in the *ERRTEXT* portion of the message. *RC* is the return code from HSC/VTCS.

DISMOUNT OF *VVVVVV* FROM *DDDDDD* - FAILED (12) - VTV *VVV222* IS STILL MOUNTED

Explanation. Volume *VVVVVV* was being Dismounted from device *DDDDDD*. VTCS determined that VTV *vvv222* is still Mounted on the device.

System Action. The Dismount fails.

User Response. For each of *VVVVVV* and *vvv222* (if different), determine the status of the VTV. If it is Mounted but should not be, attempt to Unload/Dismount it using the MSP Unload command and the HSC Dismount command.

If the reason for the failure is not understood, contact StorageTek software support.

DISMOUNT OF *VVVVVV* FROM *DDDDDD* - FAILED (12) - INTERNAL ERROR OCCURRED RC=*RRRRRRRR*

Explanation. EXPLANATION: Volume VVVVVV was being Dismounted from device DDDDDD. VTCS suffered an internal error (Return Code X'RRRRRRRRR') whilst processing the Dismount.

System Action. The Dismount fails.

User Response. Determine the status of the VTV. If it is Mounted but should not be, attempt to Unload/Dismount it using the MSP Unload command and the HSC Dismount command.

Contact StorageTek software support.

DISMOUNT OF VVVVVV FROM DDDDDD - FAILED (12) INACCESSIBLE/BAD VTSS
XXXXXXXX REFERENCED

Explanation. Volume VVVVVV was being Dismounted from device DDDDDD. VTCS could not process the Dismount due to the state of VTSS XXXXXXXX, which could not be accessed by this Host or was not Online to this Host.

System Action. The Dismount fails.

User Response. Check VTSS XXXXXXXX can be accessed by, and is Online to, this Host. Determine the status of the VTV. If it is Mounted but should not be, attempt to Unload/Dismount it using the MSP Unload command and the HSC Dismount command.

If the reason for the failure is not understood, contact StorageTek software support.

DISMOUNT OF VVVVVV FROM DDDDDD - FAILED (12) - NO ACCESS TO VTSS
XXXXXXXX TO VERIFY VTV LOCATION

Explanation. Volume VVVVVV was being Dismounted from device DDDDDD. VTCS could not process the Dismount due to the state of VTSS XXXXXXXX, which could not be accessed by this Host or was not Online to this Host.

System Action. The Dismount fails.

User Response. Check that VTSS XXXXXXXX can be accessed by, and is Online to, this Host.

When VTSS XXXXXXXX is next Online, determine the status of the VTV. If it is Mounted but should not be, attempt to Unload/Dismount it using the MSP Unload command and the HSC Dismount command.

If the reason for the failure is not understood, contact StorageTek software support.

DISMOUNT OF VVVVVV FROM DDDDDD - FAILED (12) - VTSS XXXXXXXX IS
CURRENTLY OFFLINE

Explanation. Volume VVVVVV was being Dismounted from device DDDDDD in VTSS XXXXXXXX. VTCS was unable to process the Dismount because VTSS XXXXXXXX was Offline.

System Action. The Dismount fails.

User Response. Check the status of VTSS XXXXXXXX. If it should be Online but is not, issue VT VARY VTSS(XXXXXXXX) ONLINE.

When VTSS XXXXXXXX is next Online, determine the status of the VTV. If it is Mounted but should not be, attempt to Unload/Dismount it using the MSP Unload command and the HSC Dismount command.

If the reason for the failure is not understood, contact StorageTek software support.

SLS5081I

DISMOUNT OF VVVVVV FROM DRIVE DDDDDD SENT TO VSM.

Explanation. A dismount request has been submitted to the VSM system for processing.

System Action. HSC processing continues.

User Response. None.

SLS5082I

MOUNT OF VVVVVV FROM DRIVE DDDDDD SENT TO VSM

Explanation. A mount request has been submitted to the VSM system for processing.

System Action. HSC processing continues.

User Response. None.

SLS5626I

CCCCCCCC PARMS INSTALLED FROM DATA SET DDDDDD

Explanation. CCCCCCCC = parameter being installed (VTMVCDDef)

To respond to a VT MVCDDef command, HSC has successfully loaded the parameter statements contained in the named data set. The parameters are in use by HSC when this message is issued.

System Action. HSC processing continues.

User Response. None.

SLS5627I

CCCCCCCC PARMS NOT INSTALLED REASON CODE RRRRRRRR

Explanation. To respond to a VT MVCDDef command, HSC did not successfully load the parameter statements contained in the named data set.

? CCCCCCCC = type of parameters being installed (VT MVCDDef)

? XXXX = Hexadecimal reason code:

? 0008 - A syntax error occurred on at least one statement

? 0009 - An inconsistency was found between two statements

? 000C - An I/O error occurred reading the data set

? 0010 - HSC was not able to allocate the data set

? 0014 - HSC was not able to open the data set

? 0018 - Sufficient memory was not available to process the data set

? 001C - Excessive number of errors (50)

In each case, this message will be preceded by message **SLS5628I** or **SLS0002I** giving details of the error(s) encountered.

System Action. HSC processing continues.

User Response. Correct the problem with the parameter data set, and retry the command.

SLS5628I

CCCCCCCC record DDDDDD...EEEE

Explanation. While processing a VT MVCDDef command or control statement, HSC has encountered an error.

? CCCCCCCC = type of command or control statement (VT MVCDDef)

? DDDDDD = decimal number of the record within the file

? EEEE = System-generated number used for identifying the following line of this multiple-line message

The record number identifies the statement in error. A record number of zero (0) indicates a problem with the data set or an error involving more than one record.

This message is a two line message; the second line indicates the type of error:

- ? Error allocating data set; Code *XXXX-XXXX* = DYNALLOC error and reason codes
- ? Error opening data set; completion code *XXX-XX* = OPEN completion code and reason code
- ? Statement is too long
- ? Comment unclosed at end of file
- ? I/O error reading data set: *CCCCCCCC* = SYNADAF produced error message
- ? Unrecognized statement
- ? Parameter unsupported on JES
- ? Insufficient memory
- ? File processing terminated due to excessive number of errors
- ? Error on *CCCCCCCC* {parameter|list|range}: *TTTTTTTT*
 - ? *CCCCCCCC* = which parameter, list or range is in error
 - ? *TTTTTTTT* error text (listed below)
- ? Error near column *NNN*: *TTTTTTTT*
 - ? *NNN* = column number where error was detected
 - ? *TTTTTTTT* error text (listed below)

Possible error text for the last two second line messages includes:

- Unknown keyword
- Required value not found
- Value supplied when none allowed
- Mutually exclusive parameters found
- Positional error
- Syntax error
- Invalid value
- Mandatory parameter missing
- Corequisite parameter missing
- Invalid length of value
- DD3D invalid as MEDIA value

See message **SLS1973I** in *HSC Messages* for a description of any text not listed here.

System Action. HSC continues to process the dataset unless the record number displayed is zero, or unless there have been 50 errors encountered in the file. For those two cases, processing of the dataset is terminated

User Response. Correct the problem with the parameter data set, and re-issue the command.

SLS5629I

CCCCCCCC:DDDDDD DOES NOT CONTAIN ANY STMTS TO PROCESS

Explanation.

- ? *CCCCCCCC* = type of parameters being installed (VT MVCDef)
- ? *DDDDDD* = data set name

In response to a VT MVCDef command, HSC has not found any statements of the appropriate type in the named data set. The appropriate statements by command are MVCPool.

System Action. HSC processing continues.

User Response. Correct the problem with the parameter data set and retry the command.

SLS5630I

CCCCCCCC PARAMETERS ARE NOT LOADED

Explanation. CCCCCCCC = type of parameters being displayed (VT MVCDef). In response to a VT MVCDef command, HSC has found that no parameters of that type have been loaded.

System Action. HSC processing continues.

User Response. See previous messages to determine the errors that prevent the parameters from being loaded.

SLS5631I

CCCCCCCC PARAMETER STATUS:

Explanation. CCCCCCCC = type of parameters being displayed (VT MVCDef). In response to a VT MVCDef command, HSC displays information about the requested parameters. This message is the first of a three or four line display. The other lines displayed are:

- ? LOADED FROM DDDDDD Displays the data set (including member name, if appropriate) from which the parameters were loaded.
- ? TITLE: CCCCCCCC Displays the title (from an OPTIONS statement) which was in the data set from which the parameters were loaded. If the parameters did not contain a TITLE, this line of the display is omitted.
- ? LOADED ON YYYY-MM-DD AT HH:MM:SS Displays the date and time the parameters were loaded by HSC.

System Action. HSC processing continues.

User Response. None.

SLS5633I

VTCS CCCCCCCC FAILED - RRRRRRRR

Explanation. Explanation: A request from VSM to perform the function CCCCCCCC (FileGet/FileSet) failed. RRRRRRRR describes the reason for the failure.

System Action. HSC processing continues.

User Response. Correct the reason for the failure.

SLS5634I

VTCS CCCCCCCC FAILED - LRECL GREATER THAN 80/84

Explanation. Explanation: A request from VSM to perform the function CCCCCCCC (FileGet/FileSet) failed. The dataset being read or written has an LRECL greater than that which is allowed for the type of file. The maximums allowed are 80 for fixed length files and 84 for variable length files.

System Action. HSC processing continues.

User Response. Correct the reason for the failure. The maximums allowed are 80 for fixed length files and 84 for variable length files.

SLS5650I

VTCS COMMUNICATIONS INTERFACE INITIALIZATION STARTED

Explanation. The Communication Interface to VTCS is starting.

System Action. HSC processing continues.

User Response. None.

SLS5651I

VTCS COMMUNICATIONS INTERFACE INITIALIZATION FAILED

Explanation. The Communication Interface to VTCS failed to start.

System Action. HSC processing continues.

User Response. Determine the cause of the failure. Previous messages contain the reason for the VTCS Communication Interface Initialization failure.

SLS5661I

VCI CLIENT CONTROLLER ATTACH ERROR

Explanation. Explanation: The VTCS Communication Interface Client Controller failed to start due to an attach error.

System Action. HSC processing continues.

User Response. Determine the cause of the failure. Previous messages contain the reason for the VCI Client Controller attach error.

SLS5662I

VCI MONITOR RESTARTED

Explanation. The VTCS Communication Interface Monitor task has restarted.

System Action. HSC processing continues.

User Response. None.

SLS5663I

SHUTDOWN HSC VCI CLIENT

Explanation. The HSC VTCS Communication Interface Client task is being shutdown in response to a HSC shutdown.

System Action. HSC processing continues.

User Response. None.

SLS5664I

SHUTDOWN HSC VCI SERVER AND CONNECTED CLIENTS

Explanation. The HSC VTCS Communication Interface Server task is being shutdown in response to a HSC shutdown. All connected clients are notified of the shutdown.

System Action. HSC processing continues.

User Response. None.

SLS5665I

VCI SHUTDOWN COMPLETE

Explanation. The VTCS Communication Interface has terminated.

System Action. HSC processing continues.

User Response. None.

SLS5670I

HSC VCI SERVER CONTROLLER STARTED

Explanation. The VTCS Communication Interface Server Controller has started. The VCI Server controller is ready to service requests from clients.

System Action. HSC processing continues.

User Response. None.

SLS5671I

HSC VCI SERVER CONTROLLER RESTARTED

Explanation. The VTCS Communication Interface Server Controller has restarted. The VCI Server controller is ready to service requests from clients.

System Action. HSC processing continues.

User Response. None.

SLS5673I

HSC VCI CLIENT CONTROLLER STARTED

Explanation. The HSC VTCS Communication Interface Client Controller has started. HSC is ready to issue requests to the VSM system.

System Action. HSC processing continues.

User Response. None.

SLS5678I

CANNOT QUIM SERVER REQUEST HANDLER, ERROR - CCCCCCCC

Explanation. The VCI Server Request Handler could not be started. A CCCCCCCC return code was received from the QUIM function.

System Action. HSC processing continues.

User Response. None.

SLS5681I

HSC CLIENT REQUEST DRIVER RESTARTED

Explanation. The Request Driver for the HSC Client has restarted.

System Action. HSC processing continues.

User Response. None.

SLS5682I

CLIENT USER REQUEST BLOCK NOT FOUND FOR SEQNO NNNNNNNN

Explanation. The Client User Request Block was not found to handle the response with NNNNNNNN sequence number.

System Action. HSC processing continues.

User Response. None.

SLS5683I

CLIENT RECEIVE TASK ATTACH FAILED

Explanation. The Client Receive task failed to attach.

System Action. HSC processing continues.

User Response. Determine the cause of the attach failure. Previous messages will identify the cause of the failure.

SLS5689I

Invalid hostname specified for *HHHH*

Explanation. The HSC system is attempting to connect with the VSM Release 1 system. The VSMHNAME parameter is missing or the hostname *HHHH* is invalid.

System Action. The HSC continues. No connection is made to the VSM Release 1 system.

User Response. Correct the VSMHNAME if connection to the VSM Release 1 system is required.

SLS5690I

HSC/VTCS CONNECT COMPLETE - READY TO PROCESS REQUESTS

Explanation. The HSC/VTCS connection is complete. The HSC/VTCS system is ready to process requests.

System Action. HSC processing continues.

User Response. None.

SLS6821I

MGMTclas *CCCCCCC* is not defined

Explanation. A Management Class filter *CCCCCCC* was specified to the ARCHIVE utility; however the class is not defined either in the POLICYDD file or to the active VTCS system.

System Action. The current utility request is terminated.

User Response. Correct the filter class specification or ensure that the class is defined either to VTCS or in the POLICYDD file.

SLS6822I

MGMTclas *CCCCCCC* does not specify any archive policies

Explanation. A Management Class filter *CCCCCCC* was specified to the ARCHIVE utility; however the class does not contain any archive policies (ARCHAge and ARCHPol specifications).

System Action. The current utility request is terminated.

User Response. Correct the filter class specification or ensure that the class specifies archive policies.

SLS6823E

UNABLE TO ACCESS MVC FOR RECALL OF VTV *VVVVVV*.

Explanation. While attempting to recall VTV *vvvvvv* to satisfy a mount request, VTCS could not successfully mount an MVC to perform the recall. The primary MVC may have had mount failures or VTCS may not have been able to read the MVC. Other MVC copies were unavailable as no RTD access to them existed when the recall was attempted.

System Action. The recall/mount terminates.

User Response. Check the HSC logs to determine what errors caused the MVC mount or read failures. Determine why VTCS could not access other MVC copies in order to satisfy the VTV recall request. When the access problems to the MVC(s) have been corrected, issue a manual HSC mount command to re-drive the request. If the reason for the failure is not understood, contact StorageTek software support.

SLS6824I

Parse error in Management Policy file POLICYdd *CCCCCCCC*

Explanation. An error was detected while parsing the Management Policy file. This message is followed by message SLS6603I detailing the precise error.

System Action. The current utility request is terminated.

User Response. Correct the Management Policy file definitions and re-run the utility request.

SLS6825E

CDS CONVERSION INCOMPLETE. RERUN CONFIG

Explanation. VTCS has determined that a CONFIG has been started on the CDS requiring conversion of the CDS. The CONFIG did not complete.

System Action. VTCS terminates.

User Response. The CONFIG must be rerun to complete the CDS conversion before other HSC functions can be run.

SLS6826I

CDS CONVERSION INCOMPLETE. CONFIG WILL COMPLETE CDS CONVERSION

Explanation. VTCS CONFIG has determined that a previous CONFIG has been started on the CDS which required conversion of the CDS. This CONFIG did not complete successfully.

System Action. CONFIG will complete the conversion of the CDS.

User Response. None.

VTCS Messages

SLS6602I

NNNN DATASET(S) FOUND MATCHING *pattern*.

Explanation. An MSP catalogue lookup found *NNNN* dataset-names matching the specified *pattern pattern*.

System Action. Processing continues.

User Response. If no dataset-names were correct the input and re-run the utility.

SLS6603I

ttt VVVVVV INFORMATION:.

Explanation. A .VT QUery command has been issued for either an MVC or VTV volser *VVVVVV*. The requested information follows this message.

System Action. VTCS processing continues.

User Response. None.

SLS6604E

CDS FORMAT IS NOT COMPATIBLE WITH VTCS V5.0/V5.1

Explanation. The CDS can not be processed by VTCS V5.0/V5.1 because the format is unknown or unsupported.

System Action. VTCS processing terminates.

User Response. Check that the CDS format is one of the following:

- ? Standard format (V4/V5.0.V5.1)
- ? Extended format (V5.0.V5.1)

If the CDS has been configured correctly, refer the problem to StorageTek software support.

SLS6605I

INITIATING SWAP OF MVC VVVVVV FROM RTD DDDDDD

Explanation. A data check was encountered when reading or writing to MVC *VVVVVV* upon RTD *DDDDDD*.

System Action. The current action will be attempted once more upon another RTD. If the retry also fails upon a different drive, the MVC will be marked in error and an attempt will be made to use an alternate MVC.

User Response. The reason for the error should be investigated. Check the SYSLOG for other indications as to the nature of the error.

If the MVC is damaged or suspect, then use the VT MVCDRAIN command to remove any VTVs from the MVC.

If the problem keeps recurring upon the same RTD, use the VT VARY command to vary the RTD offline and contact StorageTek hardware support.

SLS6606I

CDS IS NOT CONFIGURED FOR VTCS

Explanation. The VTCS component is installed and enabled, but no configuration information was found in the CDS.

System Action. HSC processing continues.

User Response. None.

SLS6607I

RC X'CC' from VTCS invoked the sort program while attempting to produce a DDDD detail report. The sort failed with return code X'CC'.

System Action. The detail part of the report may not be generated, or generated only partially.

Check the JOBLLOG for further messages that may give further details as to the nature of the problem. Check that all of the requisite DD statements are present for performing a sort. Determine the cause of sort return code X'CC' from the relevant manual.

SLS6608E

NO VIRTUAL DEVICES DEFINED FOR VTSS XXXXXXXX

Explanation. There are no valid virtual devices defined for communicating with VTSS XXXXXXXX. This could be caused by a hardware error or because the devices in the configuration are not virtual devices upon the correct VTSS.

System Action. Processing continues, but the VTSS will be considered as being in an offline mode. VTVs in VTSS XXXXXXXX are still accessible via other VTSSs as long as there is a copy of the VTV upon an accessible MVC. Continued running of the VTSS in offline mode will result in old copies or duplicate copies of VTVs being left within the offline VTSS.

User Response. Review the SYSLOG to see if there is a reason for the virtual device not being found.

Check and review the VTCS configuration. Check and review the MSP and processor configuration. This message will normally be preceded by SLS6675E messages.

Please refer to SLS6675E for additional user responses. Correct the problem and restart HSC. If the VTSS has been running in offline mode, a VTSS audit should be scheduled to remove any old or duplicate copies of VTVs from the VTSS.

SLS6609I

CONFIGURING VTSS XXXXXXXX

Explanation. The server task for VTSS XXXXXXXX has found that the VTSS name was not set.

System Action. The VTSS will be configured with the name stored in the CDS.

User Response. None.

SLS6610E

UNABLE TO OPEN DCB FOR DDDDDD DD

Explanation. While running a utility, a failure occurred when attempting to open the dataset associated with DD DDDDDD.

System Action. The utility function will fail.

User Response. Check the JOBLLOG for further messages that may give further details as to the nature of the problem.

Check that all of the requisite DD statements are present for performing the requested utility function.

SLS6611I

NNNNNNNN MVCs CONTAIN FREE SPACE IN ACS|MVCPOOL AA|PPPPPPPP

Explanation. There are *NNNNNNNN* empty MVCs in ACS *AA* or named MVCPOOL *PPPPPPPP*. These are available to receive migrated VTVs within that ACS or named MVCPOOL. This number does not include MVCs that contain VTVs

System Action. If the number of free MVCs drops too low, then automatic space reclaim will be started.

User Response. None.

SLS6612E

NUMBER OF *item* SPECIFIED (*n*) EXCEEDS MAXIMUM ALLOWABLE

Explanation. A number of items specified on a command or as input to a utility is higher than the maximum allowable number of items. The actual maximum number may vary depending on command and type of utility.

System Action. The command or utility is terminated.

User Response. Correct the command or utility input and retry.

SLS6613E

NNNNNNNN REQUESTS ARE STALLED AWAITING OFFLINE RTDs

Explanation. The indicated number of requests are held up in the system because all of the candidate RTDs are in an offline or maintenance state.

System Action. HSC processing continues.

User Response. Use the VT DISPLAY QUEUE DETAIL command to find out which requests are held up. Use the VT VARY command to vary online some suitable RTDs.

SLS6614I

SCRATCH SUBPOOL *PPPPPPPP* CONTAINS *NNNNNNNN* VTVS

Explanation. The scratch subpool *PPPPPPPP* contains the indicated number of scratch VTVs.

System Action. HSC processing continues.

User Response. None.

SLS6615I

NNNNNNNN MVCs ARE CANDIDATES FOR SPACE RECLAIM IN ACS|MVCPOOL AA|PPPPPPPP

Explanation. The indicated number of MVCs within ACS *AA* or named MVCPOOL *PPPPPPPP* have sufficient deleted space to qualify for space reclaim processing.

System Action. When this figure exceeds the reclaim start threshold, automatic space reclaim will be started.

User Response. None.

SLS6616I

AUTOMATIC SPACE RECLAIM SCHEDULED FOR ACS|MCPOOL AA|PPPPPPPP

Explanation. The number of MVCs eligible for space reclamation within ACS AA or named MVCPOOL *PPPPPPP* has exceeded the start threshold and a space reclaim request has been submitted. Only MVCs from the indicated ACS or name MVCPOOL will be subjected to reclaim processing.

System Action. HSC processing continues.

User Response. None.

SLS6617E

VTSS XXXXXXXX HAS NO COMPATIBLE DEVICES FOR ACCESSING MVC VVVVVV

Explanation. A request needs to access the volume VVVVVV from the VTSS XXXXXXXX. There are no compatible RTDs attached to the VTSS to support access to the volume.

System Action. The request is failed.

User Response. Review the VOLATTR definitions for the MVCs. This condition is most likely to occur in a multi-VTSS environment where there is an inconsistent RTD device mix between the VTSSs. It may be necessary to modify JCL to use a VTSS with a suitable RTD.

SLS6618E

VTSS XXXXXXXX HAS NO DEVICES IN ACS AA FOR ACCESSING MVC VVVVVV

Explanation. A request needs to access the volume VVVVVV from the VTSS XXXXXXXX. The VTSS has no suitable RTDs in ACS AA that support the volume.

System Action. An RTD in another ACS is selected.

User Response. Operator action will be required to remove the volume from its current ACS and place it into the ACS that is finally selected.

This condition is most likely to occur in a multi-VTSS environment where there is limited access between VTSSs and the different ACSs. In order to stop the manual intervention, it may be necessary to modify JCL to use a VTSS with a suitable RTD.

SLS6619E

RTD CCCCCC HAS AN UNRECOGNIZED DEVICE TYPE OF XXXXXXXX

Explanation. When initializing RTD CCCCCC, HSC indicated that it was a XXXXXXXX type of device. This is not a suitable device type for an RTD.

System Action. The RTD is regarded as broken and is unusable.

User Response. Review the configuration and restart HSC.

SLS6620E

MVC VVVVVV HAS AN UNRECOGNIZED MEDIA TYPE OF MMMMMMMM

Explanation. When querying HSC about the status of MVC VVVVVV a media type MMMMMMMM was returned. This is not a suitable media type for a MVC.

System Action. The request is failed.

User Response. Review the VOLATTR, MVCPOOL and MVC volume range definitions.

SLS6621E

XXXXXXXX SERVER TASK TERMINATION DETECTED

Explanation. The XXXXXXXX server has abnormally terminated for some reason.

System Action. The remainder of the VTCS subsystem will close down.

User Response. Review the SYSLOG to see if there is a reason for the termination. Refer the problem to StorageTek software support.

SLS6622I

AUDIT: XXXXXXXX

Explanation. The message XXXXXXXX was reported during VTSS or MVC audit processing.

System Action. HSC processing continues.

User Response. Review the reported message and take appropriate actions.

SLS6623I

VCI response=#

Explanation. VTCS has given the indicated response to the listed VCI request (#). VCI is the protocol used internally within VTCS.

System Action: Processing continues.

User Response. Contact Oracle StorageTek Software Support, as VCI requests/responses should not be externalized to customers.

SLS6624I

INVALID COMMAND STRING LENGTH FOR XXXXXXXX UTILITY

Explanation. The parameters to the XXXXXXXX utility are either missing or exceed the size of an internal buffer.

System Action. The utility request is ignored.

User Response. Review the parameters to the utility request.

SLS6625E

RTD DDDDDD REPORTED RRRRRRRR: XXXXXXXX

Explanation. An error has been reported upon RTD DDDDDD. The reason for the error is indicated by RRRRRRRR. XXXXXXXX contains the sense bytes reported back to the VTSS from the RTD.

System Action. If required, an error record will be written to SYS1.LOGREC. Depending upon the nature of the error and the processing at the time, the RTD may be made temporarily unavailable and the request retried upon a different RTD. If possible an alternative MVC may be used.

User Response. The reason for the error should be investigated. If the problem keeps recurring upon the same RTD, use the VT VARY command to vary the RTD offline and contact StorageTek hardware support.

If the problem follows the MVC, then the media is probably damaged in some way. Attempt recovery of the data from the MVC by the use of the VT MVCDRAIN EJECT command.

SLS6626E

FAILED TO VARY OFFLINE RTD DDDDDD ON VTSS XXXXXXXX

Explanation. The ECAM request to vary offline the shared RTD DDDDDD from VTSS XXXXXXXX has failed. The switch-over of the device to another VTSS could not be completed.

System Action. Depending upon the nature of the error and the processing at the time, the RTD may be made temporarily unavailable and the request retried upon a different RTD. If possible an alternative MVC may be used.

User Response. The reason for the error should be investigated. Check the SYSLOG for other indications as to the nature of the error.

If the problem keeps recurring upon the same RTD, use the VT VARY command to vary the RTD offline and contact StorageTek hardware support.

SLS6627E

FAILED TO VARY ONLINE RTD *DDDDDD* ON VTSS *XXXXXXXX*

Explanation. The ECAM request to vary online the RTD *DDDDDD* to VTSS *XXXXXXXX* has failed. Either the switch over of the device from another subsystem could not be completed or the device could not be varied online for the first time.

System Action. Depending upon the nature of the error and the processing at the time, the RTD may be made temporarily unavailable and the request retried upon a different RTD. If possible an alternative MVC may be used.

User Response. The reason for the error should be investigated. Check the SYSLOG for other indications as to the nature of the error.

Check that the RTD is not online to another system.

If the problem keeps recurring upon the same RTD, use the VT VARY command to vary the RTD offline and contact StorageTek hardware support.

SLS6628E

RTD *DDDDDD* ON VTSS *XXXXXXXX* FAILED TO MOUNT MVC *VVVVVV*

Explanation. The ECAM request to mount the MVC *VVVVVV* upon the RTD *DDDDDD* that is attached to VTSS *XXXXXXXX* has failed.

System Action. Depending upon the nature of the error and the processing at the time, the RTD may be made temporarily unavailable and the request retried upon a different RTD. If possible an alternative MVC may be used.

User Response. The reason for the error should be investigated. Check the SYSLOG for other indications as to the nature of the error.

Check that the MVC is resident in the appropriate ACS.

If the problem keeps recurring upon the same RTD, use the VT VARY command to vary the RTD offline and contact StorageTek hardware support.

If the problem keeps recurring upon the same MVC, check the media for physical damage.

SLS6629E

RTD *DDDDDD* ON VTSS *XXXXXXXX* FAILED TO DISMOUNT MVC *VVVVVV*

Explanation. The ECAM request to dismount the MVC *VVVVVV* from the RTD *DDDDDD* that is attached to VTSS *XXXXXXXX* has failed.

System Action. Depending upon the nature of the error and the processing at the time, the RTD may be made temporarily unavailable and the request retried upon a different RTD. If possible an alternative MVC may be used.

User Response. The reason for the error should be investigated. Check the SYSLOG for other indications as to the nature of the error.

If the problem keeps recurring upon the same RTD, use the VT VARY command to vary the RTD offline and contact StorageTek hardware support.

If the problem keeps recurring upon the same MVC, check the media for physical damage.

SLS6630I

ORPHAN COPY OF VTV VVVVVV IN OFFLINE VTSS XXXXXXXX.

Explanation. An old or duplicate copy of VTV VVVVVV has been created in VTSS XXXXXXXX because the VTSS was running in an offline mode.

System Action. Processing continues.

User Response. When the VTSS has been brought back into an online mode, a VTSS audit will need to be scheduled in order to remove any old or duplicate VTV copies.

SLS6631I

VTSS: XXXXXXXX1 VTV: VVVVVV DUPLICATE DELETED FROM XXXXXXXX2

Explanation. When checking the status of VTV VVVVVV upon VTSS XXXXXXXX1, a duplicate or out-of-date version of the VTV was found upon VTSS XXXXXXXX2.

System Action. The copy of the VTV upon VTSS XXXXXXXX2 is deleted.

User Response. This problem should be investigated. The message implies that VTCS has lost synchronization with the contents of the VTSSs.

If possible, attempt to track back through the life of the VTV to see if there are any other events that may have caused this problem.

Consider running the VTSS audit utility to reconcile the contents of the VTSSs with the CDS.

If the problem persists or is not an isolated incident, contact StorageTek software support.

SLS6632I

VTSS XXXXXXXX SERVER READY; STATE IS SSSSSSSS

Explanation. The main server subtask for VTSS XXXXXXXX has initialized and is ready for work. State refers to one of the following:

- ? OFFLINE-P Offline pending state
- ? ONLINE Online state
- ? ONLINE-P Online pending state
- ? QUIESCED Quiesced state
- ? QUIESING Quiescing state
- ? RECONFIGURED VTCS has detected that changes have been made to the VTCS configuration and has made appropriate changes to internal subtasks.
- ? STARTED The VTSS is initialized and in process of going to the requested state (online, offline or quiesced)

System Action. HSC processing continues.

User Response. None.

SLS6633I

VTSS XXXXXXXX SERVER TASK TERMINATION DETECTED:

Explanation. The server task for VTSS XXXXXXXX has abnormally terminated for some reason.

System Action. The remainder of the VTCS subsystem will close down.

User Response. Review the SYSLOG to see if there is a reason for the termination. Refer the problem to StorageTek software support.

SLS6634I

RTD *DDDDDD* AVAILABLE FOR USE

Explanation. RTD *DDDDDD* can now service requests. This message is issued either at HSC startup, after the RTD is varied online or after the RTD is reset following an error condition.

System Action. HSC processing continues.

User Response. None.

SLS6635I

AUTO MIGRATION TO MVC *VVVVVV* COMPLETED

Explanation. Auto migration has finished migrating VTVs to MVC *VVVVVV*.

System Action. HSC processing continues.

User Response. None.

SLS6636I

DEMAND MIGRATION TO MVC *VVVVVV* TERMINATED

Explanation. An explicit request to migrate VTVs has completed and has finished using MVC *VVVVVV*.

System Action. HSC processing continues.

User Response. None.

SLS6637I

RECALL FROM MVC *VVVVVV* COMPLETED

Explanation. An explicit request to recall VTVs has completed and has finished using MVC *VVVVVV*.

System Action. HSC processing continues.

User Response. None.

SLS6638I

MVC *VVVVVV* SELECTED FOR *FFFFFFFF* VTSS:*XXXXXXXX* *STORCL:CLASS*

Explanation. Migration has selected *VVVVVV* as a new volume for the function *FFFFFFFF* from VTSS *XXXXXXXX*. The function will either be migration, reclaim output, or consolidation. The MVC was selected with a criteria of storage class *SSSSSSSS* and optionally from ACS *AA*.

System Action. HSC processing continues.

User Response. None.

SLS6639I

WAITING FOR HOST *HHHH* TO COMPLETE CONFIG RESET FOR VTSS *XXXXXXXX*

Explanation. When the CONFIG utility was last run, the RESET parameter was specified. As a result, the host *HHHH* is at present clearing and resetting internal configuration of VTSS *XXXXXXXX*.

System Action. The startup of the VTSS server is delayed until the indicated host has completed its processing

User Response. If the host *HHHH* is not active or has suffered some kind of failure, it may be necessary to correct the problem upon the other host and restart HSC. This will restart the processing.

SLS6640I

VTV VVVVVV NOT MIGRATED FROM VTSS XXXXXXXXX BECAUSE OF STATUS CHANGE

Explanation. When attempting to migrate VTV VVVVVV out to a MVC from VTSS XXXXXXXXX, it was found that the status of the VTV had changed since the command was originally issued.

System Action. Migration of the VTV is skipped.

User Response. This is only a warning. Because there is a significant delay between the validation performed when the command was issued and the time at which the migration is attempted, it is quite possible for another request to update the VTV record and thus invalidate the original reason for the migrate.

The following may cause a VTV status change if it occurs after validation is performed and before migration is attempted:

- ? The VTV is scratched.
- ? The VTV is mounted, but not dismounted.
- ? The VTV is migrated and deleted from the VTSS by another VTCS task.
- ? The VTV is read/written (hence mounted and dismounted) by an application program.

SLS6641I

VTV VVVVVV FAILED MIGRATION FROM VTSS XXXXXXXXX BECAUSE OF A BUSY CONDITION

Explanation. When attempting to migrate VTV VVVVVV out to a MVC from VTSS XXXXXXXXX, the VTV busy condition was returned by the VTSS.

System Action. Migration of the VTV is skipped.

User Response. This problem should be investigated. The message implies that the VTSS is already performing some other kind of processing against the VTV. It is possible that VTCS has lost synchronization with the contents of the VTSS or that a hardware error condition exists.

If possible, attempt to track back through the life of the VTV to see if there are any other events that may have caused this problem. If the problem persists or is not an isolated incident, contact StorageTek software support.

SLS6642I

MVC VVVVVV INCORRECTLY MOUNTED ON DRIVE DDDDDD

Explanation. The MVC VVVVVV was found mounted upon RTD DDDDDD and this was not the MVC that was expected.

System Action. The RTD is unloaded and the wait continues for the original MVC that was requested.

If the mount is still not satisfied after 15 minutes, the mount will time out and the MVC will be marked as LOST.

User Response. This could have been caused by volume being left upon a drive. In this case, the unload should allow the original mount to succeed.

If the correct MVC was loaded in response to the original mount request, then the appearance of this message indicates that the MVC is mislabeled. In this case, the MVC must be reinitialized.

SLS6643I

MVC VVVVVV MOUNTED ON DRIVE DDDDDD

Explanation. The MVC VVVVVV has been successfully mounted upon RTD DDDDDD and is available for use.

System Action. HSC processing continues.

User Response. None.

SLS6644I

VTV VVVVVV RECALLED FROM MVC:MMMMMM BLOCK:BBBBBBBB

Explanation. The VTV VVVVVV has been successfully recalled from MVC MMMMMM. The VTV was located at physical block BBBBBBBB on the MVC.

System Action. HSC processing continues.

User Response. None.

SLS6645I

VTSS XXXXXXXX IS *number1*% FULL OF *number2* VTVS

Explanation. The VTSS XXXXXXXX is *number1*% full of VTV data. There are currently *number2* VTVs resident in the VTSS.

System Action. If this percentage full exceeds the current high threshold for the VTSS, then auto migration will be started. Auto migration will also be started if the percentage full is 97% or higher.

User Response. None.

SLS6647I

STOPPING AUTO MIGRATION ON VTSS XXXXXXXX

Explanation. The VTSS XXXXXXXX has reached the low threshold when performing auto migration.

System Action. Each auto migration request running against the VTSS will terminate when it reaches a convenient point.

User Response. None.

SLS6648I

VTV VVVVVV FAILED RECALL TO VTSS XXXXXXXX

Explanation. An attempt was made to recover from an error upon a recall of VTV VVVVVV back to VTSS XXXXXXXX, but the recovery failed.

System Action. The VTV will be skipped. This may ultimately cause the failure of the initiating request.

User Response. The reason for the error should be investigated. Check the SYSLOG for other indications as to the nature of the error.

If the problem keeps recurring upon the same RTD, use the VT VARY command to vary the RTD offline and contact StorageTek hardware support.

SLS6649I

VTV VVVVVV HAD DATA ERRORS ON RECALL

Explanation. During the recall of VTV VVVVVV, data checks have occurred. The recall was completed, but the VTV contains virtual data checks to indicate the areas where data has been lost.

System Action. HSC processing continues.

User Response. The reason for the error should be investigated. Check the SYSLOG for other indications as to the nature of the error.

If the problem keeps recurring upon the same RTD, use the VT VARY command to vary the RTD offline and contact StorageTek hardware support.

The media is probably damaged in some way. Attempt recovery of the data from the MVC by the use of the VT MVCDRAIN EJECT command.

SLS6650I

VTCS COMMUNICATIONS INTERFACE INITIALIZATION STARTED

Explanation. The communication interface between HSC and VTCS has started.

System Action. HSC processing continues.

User Response. None.

SLS6651E

VTCS COMMUNICATIONS INTERFACE INITIALIZATION FAILED

Explanation. The communications interface between HSC and VTCS has failed for some reason.

System Action. The remainder of the VTCS subsystem will close down.

User Response. Review the SYSLOG to see if there is a reason for the termination. Refer the problem to StorageTek software support.

SLS6653I

VTCS MAIN TASK STARTING

Explanation. The main task for processing requests in VTCS has started.

System Action. HSC processing continues.

User Response. None.

SLS6654I

VTCS MAIN TASK WAITING FOR WORK

Explanation. The VTCS main task is ready for processing requests from HSC.

System Action. HSC processing continues.

User Response. None.

SLS6655I

VTCS MAIN TASK TERMINATING

Explanation. The VTCS main task has received a shutdown request from HSC.

System Action. HSC processing continues.

User Response. None.

SLS6656I

CONFIG ERROR: XXXXXXXX

Explanation. When running the configuration utility, an error was detected in one of the previous statements in the configuration parameters. The message XXXXXXXX gives the reason for the error.

System Action. The remainder of the configuration statements will be processed, but the CDS will not be updated with the new details.

User Response. Review the configuration and change the statements and before rerunning the configuration utility.

SLS6657E

ATTEMPT TO MOUNT FENCED VTV VVVVVV

Explanation. A mount request has been received for a VTV VVVVVV and it is in a fenced state. The contents for the VTV are in an unpredictable state and it is unsafe to perform the mount.

The VTV can be reused once it has been scratched and used for a successful scratch mount.

System Action. The mount request will be failed.

User Response. If possible, attempt to track back through the life of the VTV to see if there are any other events that may have caused this problem.

The data upon the VTV will need to be reconstructed.

If the problem persists or is not an isolated incident, contact StorageTek software support.

SLS6658E

VTV VVVVVV IS BEING RECOVERED ON VTSS XXXXXXXX

Explanation. While performing a check of VTV VVVVVV, it has been found that the VTSS XXXXXXXX is performing recovery action against the VTV.

System Action. The action against the VTV will be retried at some later date. At that point the VTV may be fenced if the VTV contents are found to be unreliable.

The request that discovered the problem will be failed.

User Response. This problem is the result of a previous hardware error on the VTSS. Contact StorageTek hardware support to ensure that the original problem has been logged and/or reported.

If possible, attempt to track back through the life of the VTV to see if there are any other events that may have caused this problem.

Once it has been discovered that the recovery action has finished, the VTV contents should be inspected to verify the data integrity.

SLS6659I

VTSS XXXXXXXX SIM:MMMM

Explanation. While performing ECAM to VTSS XXXXXXXX, an indication was returned that a SIM message was pending. The sense information from the SIM message is MMMM.

System Action. If required, an error record will be written to SYS1.LOGREC. Normal processing continues.

User Response. The information should be reported to StorageTek hardware support.

SLS6660I

RTD SERVER FOR XXXXXXXX TERMINATION DETECTED

Explanation. The server task for RTD XXXXXXXX has abnormally terminated for some reason.

System Action. The affected RTD becomes unusable.

User Response. Review the SYSLOG to see if there is a reason for the termination. Refer the problem to StorageTek software support.

SLS6661E

ALL RTD SERVERS TERMINATED - VTCS TERMINATING

Explanation. All of the RTD server tasks for a VTSS have abnormally terminated for some reason.

System Action. The remainder of the VTCS subsystem will close down.

User Response. Review the SYSLOG to see if there is a reason for the termination. Refer the problem to StorageTek software support.

SLS6662E

RTD DDDDDD PUT IN MAINTENANCE MODE BECAUSE OF ERROR

Explanation. A general failure has occurred on RTD DDDDDD. The device was reported either inoperable, unconfigured, inaccessible, or bad, and has been taken out of service.

System Action. The current request that is processing on the RTD will be retried on another RTD.

User Response. The reason for the error should be investigated. Check the SYSLOG for any other indications as to the nature of the error, and contact StorageTek hardware support.

SLS6663I

clink/rtd TASK starting/terminated FOR DEVICE *vtssname deviceid*

Explanation. The server task has started or terminated for either:

- ? RTD *deviceid*
- ? CLINK *vtssname deviceid*

System Action. HSC processing continues.

User Response. None.

SLS6664I

CDS IS NOT COMPATIBLE WITH VTCS V6.

Explanation. The CDS can not be processed by VTCS V6 because the format is unknown or unsupported.

System Action. VTCS processing terminates. If VTCS was starting up in an HSC/VTCS subsystem, it will close down.

User Response. Ensure that the CDS was configured using the current version of the VTCS libraries, or a version of the VTCS libraries that produces a compatible CDS.

Additionally, check to see whether the correct maintenance has been applied to these libraries and that HCS/VTCS has been started up using the correct version of the code.

Finally, when running different levels of VTCS, read the appropriate documentation to see whether any steps have been omitted or been done incorrectly.

If the CDS has been configured correctly, refer the problem to StorageTek software support.

SLS6665I

VTCS MAIN TASK NORMAL TERMINATION COMPLETE

Explanation. The main task for VTCS has finished terminating.

System Action. HSC processing continues.

User Response. None.

SLS6666E

VTCS MAIN TASK ABNORMAL TERMINATION DETECTED

Explanation. The main task for VTCS has abnormally terminated for some reason.

System Action. The remainder of the VTCS subsystem will close down.

User Response. Review the SYSLOG to see if there is a reason for the termination. Refer the problem to StorageTek software support.

SLS6667I

REQUEST PURGED:XXXXXXXX {ON VTD:DDDDDD} {MVC:MMMMMM}
{VTV:VVVVVV} RRRRRRRR

Explanation. The request of type XXXXXXXX has failed. The request was optionally directed towards VTD DDDDDD. The current MVC being processed was MMMMMM and the current VTV was VVVVVV. RRRRRRRR indicates the main reason for the request being failed. This may be either a textual explanation or an indication of the internal HSC return code that triggered the problem.

This is a general indication for the abnormal termination of a request. This could be caused by a hardware error, a software error, operator intervention, or some other unresolvable error condition.

System Action. The indicated request is terminated.

User Response. This message is normally the result of some other failure condition. Review the SYSLOG to see if there any other message that give a further indication as to the nature of the error. Depending upon the nature of the error, the original command or utility may need to be retried with the same or different parameters. If the error is the result of a software error, then refer the problem to StorageTek software support.

SLS6668I

CONFIGURING RTD DDDDDD

Explanation. The server task for RTD DDDDDD has found that the RTD was unconfigured.

System Action. The RTD will be configured according to the details stored in the CDS.

User Response. None.

SLS6669I

RTD CONFIGURATION MISMATCH DDDDDD1:DDDDDD2 CCC1:CCC2

Explanation. The server task for RTD *DDDDDD1* has found a mismatch between the configuration details in the CDS and the details in the VTSS.

The RTD known as *DDDDDD2* has channel interface details of *CCC2* rather than *CCC1*.

System Action. Operation proceeds with the configuration stored in the VTSS.

User Response. If the configuration in the CDS is wrong, rerun the configuration utility to reset the RTD details.

If the configuration in the VTSS is wrong, reset the RTD to the unconfigured state by use of the VTSS operator panel and use the VT VARY command to bring the RTD online.

SLS6670E

RTD *DDDDDD* FAILED INITIAL CONFIGURATION WITH CC=*CCC* RC=*RRR*

Explanation. The RTD *DDDDDD* was found to be unconfigured and an attempt was made to configure the device according to the details in the CDS. The request failed with Completion Code X'*CCC*', Reason Code X'*RRR*'.

System Action. The RTD is left in a broken state.

User Response. Check that the RTD configuration is correct.

Check that the RTD is not online to another system.

If the problem cannot be resolved, contact StorageTek hardware support.

SLS6671E

PPPPPPP SCRATCH POOL EMPTY, REPLY R TO RETRY

Explanation. The subpool *PPPPPPP* does not contain any virtual scratch volumes.

System Action. The scratch levels will be rechecked every 10 minutes. Any scratch mounts for the indicated subpool will be placed on hold until scratch volume become available.

User Response. Run the scratch synchronization utility for HSC to ensure that the CDS contains details of the latest scratch volumes from the TMC.

Answer 'R' to this prompt to retry any held scratch mount requests. Check the SCRPOOL definitions for HSC to ensure that they cover the correct virtual volume ranges. Consider adding extra ranges of VTV volumes to the CDS.

SLS6672E

INVALID UTILITY CONTROL STATEMENT

Explanation. A SWSADMIN utility has encountered a continuation or other general syntax error (e.g. unmatched parentheses) on a utility control statement, or the concatenated control statement (including 9 bytes of SWSADMIN overhead) exceeds the maximum length of 32000 characters.

System Action. The control statement is ignored and Return Code 8 is set.

User Response. Correct the error and resubmit the SWSADMIN utility job.

SLS6673I

CONFIGURED VIRTUAL DRIVE *DDDDDD* MARKED NONEXISTENT

Explanation. The VTD *DDDDDD* has been defined in the VTCS configuration but does not exist within the VTSS. This is most likely to occur if the configuration defines more devices than the VTSS model supports.

System Action. HSC processing continues.

User Response. Review the VTCS configuration.

SLS6674I

INVALID RANGE VVVVV1 - VVVVV2 SPECIFIED

Explanation. The range of volumes VVVVV1-VVVVV2 specified in the utility or command does not constitute a valid volume range.

System Action. The command or utility will fail.

User Response. Correct the volume range in error and resubmit the command or utility.

SLS6675E

VTSS:XXXXXXXX VTD:DDDDDD CONFIGURATION ERROR RC=RRRRRRRR
SUBSYSTEM INFO:ZZZZZ1/ZZZZZ2/ZZZZZ3

Explanation. While validating the configuration of the virtual drive DDDDDD attached to VTSS XXXXXXXX, either an error of RRRRRRRR was returned to an ECAM request or a configuration mismatch was detected.

The VTSS attached to the device returned a subsystem name of ZZZZZ1, a device Id of ZZZZZ2 and a frame serial number of ZZZZZ3.

If an ECAM error occurred, either something in MSP or the hardware prevented communication with the VTD or the device addressed is not a VTD.

The **RRRRRRRR** return codes are as follows:

- ? 00000004 - In response to VTCS validating the configuration of a VTD in VTSS XXXXXXXX, ECAM returned a subsystem name (ZZZZZ1) other than 99999999, blanks or XXXXXXXX.
- ? 00000008- In response to VTCS validating the configuration of a VTD other than the first in VTSS XXXXXXXX, ECAM returned a different subsystem name of ZZZZZ1. Such a name mismatch should only ever occur on the first VTD.
- ? 0000000C- In response to VTCS validating the configuration of a VTD other than the first in VTSS XXXXXXXX, ECAM returned frame serial number ZZZZZ3 which differs from the frame serial number returned from checking the first VTD.
- ? 6A40FF0C - EXCP failed, unknown reason
- ? 6A40FF10 - EXCP failed, interface control check
- ? 6A40FF14 - EXCP failed, no comm path to the VTD
- ? 6A40FF18 - UCBLOOK failed
- ? 6A40FF1C - UCB capture failed
- ? 6A40FE00 - Improperly formatted ECAM request (VTCS code error)

System Action. The VTD will be marked as broken and will not be used.

User Response. Check and review the VTCS configuration.

Ensure that the number and order of the VTDs in the configuration match that of the VTSS.

Check and review the hardware configuration of the MSP system. Ensure that the VTD addresses point to the correct VTSS and that all CHPIDs and paths for the failing device are online and operational.

If running under an MSP guest, ensure that the VM configuration is correct. Also, ensure that the VTDs are attached to the MSP guest with the 'NOASSIGN' option and that any real to virtual device mapping is correct.

If this message (with RC=6A40FF0C) occurs for every VTD followed by message SLS6608E and none of the responses listed above resolve the problem, then this is a VTSS hardware and/or microcode problem. Have your STK customer engineer check the VTSS op panel and logs for error conditions. A DAC condition (data assurance check) is a known cause of this error. If a DAC has occurred, you will need to run a VTSS Audit after the DAC condition has been reset by the customer engineer.

SLS6677E

HSC/VTCS subsystem maintenance level is not correct

Explanation. A SWSADMIN function or VTCS Programmatic Interface (PGMI) request requires that the load libraries used by the HSC/VTCS subsystem and by the SWSADMIN function or VTCS PGMI request are at a certain release or PUT level.

System Action. The function/request terminates.

User Response. Ensure that the load libraries used by the SWSADMIN function or VTCS PGMI request are the same as those used by the HSC/VTCS subsystem that is active. Re-execute the function/request once the correction has been made.

SLS6678E

COPY OF VTV VVVVVV ON VTSS XXXXXXXX HAS BECOME INACCESSIBLE

Explanation. While performing a check of VTV VVVVVV upon VTSS XXXXXXXX, the VTSS has indicated that the entire VTV contents have become unreadable for some reason.

System Action. Recovery will be attempted using any other copies of the VTV. If the validity of the VTV contents is suspect, then the VTV will be fenced.

User Response. This problem is the result of a previous hardware error on the VTSS. Contact StorageTek hardware support to ensure that the original problem has been logged and/or reported.

If possible, attempt to track back through the life of the VTV to see if there are any other events that may have caused this problem.

If a valid copy of the VTV exists on an MVC, then the data upon the VTV is still accessible. Otherwise, the contents of the VTV will have been lost and the data will need to be reconstructed by other means.

SLS6679E

UNEXPECTED COPY OF VTV VVVVVV FOUND ON VTSS XXXXXXXX

Explanation. A copy of VTV VVVVVV was found upon VTSS XXXXXXXX when the CDS indicates that the VTV should not be present.

System Action. Recovery will be attempted using the copy found on the VTSS.

User Response. This problem should be investigated. The message implies that VTCS has lost synchronization with the contents of the VTSSs.

If possible, attempt to track back through the life of the VTV to see if there are any other events that may have caused this problem.

Consider running the VTSS audit utility to reconcile the contents of the VTSSs with the CDS.

If the problem persists or is not an isolated incident, contact StorageTek software support.

SLS6680E

COPY OF VTV VVVVVV MISSING FROM VTSS XXXXXXXX

Explanation. While performing a check of VTV VVVVVV, the copy that should have existed upon VTSS XXXXXXXX has been found to be missing.

System Action. Recovery will be attempted using any other copies of the VTV. If the validity of the VTV contents is suspect, then the VTV will be fenced.

User Response. This problem should be investigated. The message implies that VTCS has lost synchronization with the contents of the VTSS.

If possible, attempt to track back through the life of the VTV to see if there are any other events that may have caused this problem.

Consider running the VTSS audit utility to reconcile the contents of the VTSSs with the CDS.

If at least one copy of the VTV already exists upon another MVC, then the data upon the VTV is still accessible. Otherwise, the contents of the VTV will have been lost and the data will need to be reconstructed by other means.

SLS6681I

VTV VVVVVV MIGRATED TO MVC:VVVVVV BLOCK:BBBBBBBB
{STORCL:XXXXXXXX MGMTCL:XXXXXXXX | FOR CONSOLIDATION}

Explanation. A copy of VTV VVVVVV has been successfully written out to MVC VVVVVV. The copy of the VTV was located at physical block *BBBBBBBB* on the MVC. If the migration was for consolidation, the literal "for consolidation" is displayed. Otherwise, the Storage Class associated with the MVC and the Management Class associated with the VTV are displayed.

System Action. HSC processing continues.

User Response. None.

SLS6682I

SPACE RECLAIM ABORTED FOR MVC: VVVVVV ELAPSED TIME OF *NNN* MINUTES EXCEEDED.

Explanation. A demand space reclaim request has been entered specifying a time out of *NNN* minutes. This time has been exceeded. MVC VVVVVV *will not be scheduled for space reclaim.*

System Action. HSC processing continues.

User Response. None.

SLS6683I

BULK RECALL OF NUMBER VTVS ISSUED TO MVC VVVVVV

Explanation. Explanation: A request has been generated as part of drain or space reclaim processing to remove the indicated number of VTVs from MVC VVVVVV.

System Action. HSC processing continues.

User Response. None.

SLS6684I

RTD DDDDDD ON VTSS XXXXXXXX RETURNED ECAM ERROR CC=CCC RC=RRR

For information about this message, see [Appendix D, "ECAM Message Completion and Return Codes"](#)..

SLS6685I

RTD DDDDDD MOUNT OF VVVVVV TIMED OUT

Explanation. A request has been made of HSC to mount MVC VVVVVV upon RTD DDDDDD, but the RTD did not come ready within 15 minutes.

System Action. If an alternate MVC can be used, the request will be retried using the alternate MVC. If the volume is being used for migration, the request will be retried using a newly selected volume.

If it is not possible to retry the request, then the request will be cancelled.

The affected MVC will be marked as LOST. If a subsequent mount of the MVC is successful, then this status will be cleared.

User Response. Check the SYSLOG to see whether HSC detected some kind of problem when attempting the mount.

Ensure that all MVCs are library resident. If mounts cannot be satisfied using certain drives in the library, attempt to run with these RTDs offline.

If the problem keeps recurring upon the same RTD, use the VT VARY command to vary the RTD offline and contact StorageTek hardware support.

SLS6686I

RTD DDDDDD VOLUME MOUNTED NOT A MVC

Explanation. The volume just mounted upon RTD DDDDDD is not a valid MVC.

System Action. If the mount was as a result of a migrate request, a new volume will be selected and the request will be retried.

As the MVC has been previously used and known to be valid, it is assumed that the wrong volume was mounted upon the drive. The request will be retried.

User Response. Check the SYSLOG to see whether HSC detected some kind of problem when attempting the mount.

Check the integrity of the MVC. It is possible that a previous event has somehow corrupted the MVC. Ensure that sufficient rules and processes are in place to stop overwrites of MVCs by external jobs.

If the problem keeps recurring upon the same RTD, use the VT VARY command to vary the RTD offline and contact StorageTek hardware support.

SLS6687I

RTD DDDDDD NEW VOLUME VVVVVV IS NOT A MVC

Explanation. The MVC VVVVVV was just mounted upon RTD DDDDDD in response to a migrate request and was found to not be a valid MVC.

System Action. A new volume will be selected and the migrate requests will be retried.

User Response. Check the SYSLOG to see whether HSC detected some kind of problem when attempting the mount.

Check to see whether the MVC was properly initialized.

Check the integrity of the MVC. It is possible that a previous event has somehow corrupted the MVC. Ensure that sufficient rules and processes are in place to stop overwrites of MVCs by external jobs.

If the problem keeps recurring upon the same RTD, use the VT VARY command to vary the RTD offline and contact StorageTek hardware support.

SLS6688E

RTD DDDDDD MVC VVVVVV MOUNTED READONLY

Explanation. The MVC VVVVVV was mounted upon RTD DDDDDD in a read only state and a migrate request attempted to write more VTVs to the MVC.

System Action. A new volume will be selected and the migrate requests will be retried.

User Response. Check the SYSLOG to see whether HSC detected some kind of problem when attempting the mount. Check the physical media to ensure that it is not read protected. If the problem keeps recurring upon the same RTD, use the VT VARY command to vary the RTD offline and contact StorageTek hardware support.

SLS6689E

FFFFFF found invalid version of VTV VVVVVV on VTSS SSSSSSSS

Explanation. A crosscheck between the contents of VTSS SSSSSSSS and the CDS whilst performing function FFFFFFF has failed.

The CDS and the hardware contain different versions of the VTV. This could be due to running with the wrong CDS or as a result of a software problem in VTCS.

System Action. The function that encountered the problem will be aborted. This may result in orphaned copies of VTVs being left in the VTSS.

User Response. Contact STK software support.

This problem should be investigated. The message implies that VTCS has lost synchronization with the contents of the hardware.

The VTSS indicated and any MVCs where the affected VTV resides should be audited. Without performing these actions, it maybe impossible to access the contents of the VTV.

Also investigate the HSC JOBLOG from all systems to see whether there are any other errors that could be related or occurred in the same time period.

SLS6690E

RTD DDDDDD POSITION ERROR ON VTV VVVVVV MVC MMMMMM

Explanation. An attempt was made upon RTD DDDDDD to read VTV VVVVVV from MVC MMMMMM. The VTV cannot be found at the position indicated within the CDS.

System Action. If an alternate MVC can be used, the request will be retried using the alternate MVC. Otherwise, the request will be cancelled.

User Response. This problem should be investigated. The message implies that VTCS has lost synchronization with the contents of the MVCs.

If possible, attempt to track back through the life of the MVC to see if there are any other events that may have caused this problem.

Consider running the MVC audit utility to reconcile the contents of the VTSSs with the CDS. Check the integrity of the MVC. It is possible that a previous event has somehow corrupted the MVC. Ensure that sufficient rules and processes are in place to stop overwrites of MVCs by external jobs.

If the problem keeps recurring upon the same RTD, use the VT VARY command to vary the RTD offline and contact StorageTek hardware support.

SLS6691I

RTD *DDDDDD* REQUEST CANCELLED

Explanation. A current long running ECAM request upon RTD *DDDDDD* was cancelled.

System Action. The request currently being processed upon the RTD is cancelled.

User Response. This problem should be investigated. The message implies that either a hardware error has occurred upon the VTSS or one of the other hosts is performing some kind of recovery action against the RTD.

Check the SYSLOG upon each host to see what may have been happening at the time of the problem.

If the problem keeps recurring upon the same RTD, use the VT VARY command to vary the RTD offline and contact StorageTek hardware support.

SLS6692E

RTD *DDDDDD* I/O ERROR ON MVC *MMMMMM* LABELS FOR VTV *VVVVVV*

Explanation. An attempt was made upon RTD *DDDDDD* to read VTV *VVVVVV* from MVC *MMMMMM*. A data check occurred when attempting to read the tape labels. This copy of the VTV is inaccessible.

System Action. If an alternate MVC can be used, the request will be retried using the alternate MVC. Otherwise, the request will be cancelled.

User Response. The reason for the error should be investigated. Check the SYSLOG for other indications as to the nature of the error.

If the MVC is damaged or suspect, then use the VT MVC DRAIN EJECT command to remove any VTVs from the MVC.

If the problem keeps recurring upon the same RTD, use the VT VARY command to vary the RTD offline and contact StorageTek hardware support.

SLS6693I

RTD *DDDDDD* FAILED, DRIVE WILL BE RETRIED LATER

Explanation. A general failure has occurred upon RTD *DDDDDD*. The drive will be taken out of service for a short time and will then be reset.

System Action. The current request that is processing upon the RTD will be retried upon another RTD.

User Response. The reason for the error should be investigated. Check the SYSLOG for other indications as to the nature of the error.

If the problem keeps recurring upon the same RTD, use the VT VARY command to vary the RTD offline and contact StorageTek hardware support.

SLS6694E

VTSS XXXXXXXX HAS TOO MANY VTVs

Explanation. An attempt has been made to place more than 100,000 VTVs in VTSS XXXXXXXX.

System Action. The request that attempted to exceed the limit will be cancelled.

User Response. Check the SYSLOG for other indications as to the nature of the error. Auto migration should have been started sometime before this condition occurred.

Use the VT MIGRATE command to make some space available in the affected VTSS.

SLS6695E

VTSS XXXXXXXX IS FULL

Explanation. An attempt has been made to recall a VTV to VTSS XXXXXXXX, but there was insufficient space within the VTSS.

System Action. The request that attempted to exceed the limit will be cancelled.

User Response. Check the SYSLOG for other indications as to the nature of the error. Auto migration should have been started sometime before this condition occurred.

Use the VT MIGRATE command to make some space available in the affected VTSS.

SLS6696I

TRANSFER VTV VVVVVV FROM VTSS XXXXXXXX1 TO XXXXXXXX2 VIA ACS AA

Explanation. A mount request has been directed to VTSS XXXXXXXX2 to mount VTV VVVVVV. The volume is not resident upon any MVCs. The VTV will be transferred from VTSS XXXXXXXX1 via common RTDs in ACS AA.

System Action. HSC processing continues.

User Response. This is a costly action to perform and should be avoided if at all possible.

Check the JCL for the job, the TAPEREQ definitions and any user exit responses to see why the virtual mount was directed toward the wrong VTSS

SLS6697I

NO COMPATIBLE DRIVES FOR TRANSFER OF VTV VVVVVV FROM VTSS XXXXXXXX1 TO XXXXXXXX2

Explanation. A mount request has been directed to VTSS XXXXXXXX2 to mount VTV VVVVVV. The volume is not resident upon any MVCs. There are no common RTDs in the same location and of the same type to enable a transfer of the VTV between the two VTSSs.

System Action. The mount request fails.

User Response. Check the JCL for the job, the TAPEREQ definitions and any user exit responses to see why the virtual mount was directed toward the wrong VTSS.

SLS6698I

ECAM I/O ERROR ON VTD DDDD

Explanation. An I/O error occurred when ECAM-T was issued against a VTD address.

System Action. VTCS will retry the failure once against a different VTD address if possible. If the retry fails also, the invoking function will fail.

User Response. Investigate why I/O cannot be done to this address.

SLS6699E

NUMBER OF FREE MVCS CRITICAL - PLEASE ADD MORE MVCS TO ACS
AA/MVCPOOL (PPPPPPP) AND REPLY R TO RETRY

Explanation. The MVC Space critical has dropped below the configured threshold for ACS AA or named MVCPOOL (PPPPPPP). See the last SLS6611I message for details of how many MVCs are free.

System Action. Automatic space reclaim is started. This message will be deleted when the shortage is relieved.

User Response. The VT RECLAIM command may free up some MVCs. Use the QUERY MVCPOOL command or utility MVCPLRPT to determine if other ACS(s) and/or named MVCPOOLS are short of free MVCs. The MVCPOOL definitions should be reviewed and/or new ranges of MVCs should be defined in the CDS. See the *VTCS Installation, Configuration and Administration Guide* for details upon how to add new volumes and ranges. After adding the MVCs, reply R to this prompt to retry the migrate requests.

SLS6701I

AUTO MIGRATION FOR VTSS XXXXXXXX TO TARGET NN% IS NOW ACTIVE ON
HOST HHHH.

Explanation. The DBU upon VTSS XXXXXXXX has exceeded the high threshold or a migrate to threshold operator command has been issued and auto migration is now active upon host HHHH. This host will manage auto migration by migrating and deleting VTVs from the VTSS until the DBU drops to the target NN%.

System Action. HSC Processing continues.

User Response. None.

SLS6702E

NO VOLUMES AVAILABLE FOR AUTO MIGRATION SELECTION ON VTSS
XXXXXXXX

Explanation. The auto migration process was unable to find any VTVs eligible to be migrated, but the migration target has not been reached.

System Action. Auto migration terminates.

User Response. None.

SLS6703I

HOST HHHH IS PERFORMING AUTO MIGRATION TO TARGET NN% ON VTSS
XXXXXXXX

Explanation. The message is issued periodically to indicate an active auto migration on another host. In general, the message is timed for about 60-minute intervals. However, depending on the point at which the check is done, it may be produced at a more or less frequent intervals.

System Action. Auto migration continues on the indicated host.

User Response. None.

SLS6704E

AUTO MIGRATION FOR VTSS XXXXXXXX STALLED BECAUSE ALL STORAGE
CLASSES ARE IN ERROR

Explanation. In attempting to select VTVs for auto migration, all eligible volumes require migration to storage classes which have been flagged in error, due to either MVC or RTD problems.

System Action. Auto migration waits for a while, and then attempts to re-select a VTV list.

User Response. Check for previously issued messages SLS6700E, indicating storage classes in error and associated reason codes. Correct the indicated problems, and reload storage class definitions if necessary.

SLS6705E

UNCONFIGURE FAILED WITH CC=CCC RC=RRR FOR RTD DDDDDD ATTACHED TO VTSS XXXXXXXX

Explanation. Following a CONFIG RESET, VTCS issues an ECAM Unconfigure against each RTD before Configuring the RTDs as described in the CDS.

Unconfigure failed with Completion Code X'CCC', Reason Code X'RRR' for RTD DDDDDD attached to VTSS XXXXXXXX. Because the VTCS CONFIG is not used for the Unconfigure, the RTD name is not available at this stage, only its relative number D (0-7).

System Action. VTCS re-configuration processing continues, though it is likely that the later Configure for this RTD will also fail and the RTD will be put into Maintenance mode.

User Response. Check that the RTD configuration is correct. If the problem cannot be resolved, contact StorageTek hardware support.

SLS6706E

UNCONFIGURE FAILED WITH CC=CCC RC=RRRRRR FOR CLINK D ATTACHED TO VTSS XXXXXXXX

Explanation. Following a CONFIG RESET, VTCS issues an ECAM Unconfigure against each Clink before Configuring the Clinks as described in the CDS.

Unconfigure failed with Completion Code X'CCC', Reason Code X'RRRRRR' for Clink D attached to VTSS XXXXXXXX. Because the VTCS CONFIG is not used for the Unconfigure, the Clink name is not available at this stage, only its relative number D (0-7).

System Action. VTCS re-configuration processing continues, though it is likely that the later Configure for this Clink will also fail and the Clink will be put into Maintenance mode.

User Response. Check that the Clink information is correct. If the problem cannot be resolved, contact StorageTek hardware support.

SLS6707E

XXXXXXXX CAN ONLY BE EXECUTED AS A TTTTTT

Explanation. An attempt was made to execute command/utility xxxxxxxx in the wrong environment. tttttt indicates the correct environment (command|utility).

IF THE ERROR MESSAGE READS: XXXXXXXX CAN ONLY BE EXECUTED AS A UTILITY An attempt was made to execute utility xxxxxxxx as an HSC/VTCS operator command or by invoking the VTCS Programmatic Interface (PGMI) in a command-only environment. Utility xxxxxxxx can only be executed using SWSADMIN or in a VTCS PGMI environment that allows utilities.

IF THE ERROR MESSAGE READS: XXXXXXXX CAN ONLY BE EXECUTED AS A COMMAND An attempt was made to execute command xxxxxxxx using SWSADMIN or by invoking the VTCS Programmatic Interface (PGMI) in a utility-only environment. Command xxxxxxxx can only be executed as an HSC/VTCS operator command or in a VTCS PGMI environment that allows commands.

System Action. The command/utility is rejected.

User Response. Execute the command/utility in the correct environment.

SLS6708E

DATA SPACE CREATION FAILED. DSPSERV CREATE GAVE RC=X'CC' RSN=X'RR'

Explanation. Import was accessing an inactive CDS, i.e. a CDS that was not in use by any Hosts.

The utility attempted to create a data space into which the CDS could be copied, but this failed. Specifically, the DSPSERV CREATE macro gave Return Code X'cc' and Reason Code X'rr'.

System Action. The utility terminates.

User Response. Check the relevant IBM documentation to determine the cause of the failure. If possible, correct this and rerun the utility. Otherwise, contact StorageTek software support.

SLS6709E

FAILED TO OBTAIN ACCESSABILITY TO THE DATA SPACE. ALESERV ADD GAVE RC=X'CC'

Explanation. Import was accessing an inactive CDS, i.e. a CDS that was not in use by any Hosts.

The utility successfully created a data space into which the CDS could be copied, but failed to obtain an ALET with which to access the data space. Specifically, the ALESERV ADD macro gave Return Code X'cc'.

System Action. The utility terminates.

User Response. Check the relevant IBM documentation to determine the cause of the failure. If possible, correct this and rerun the utility. Otherwise, contact StorageTek software support.

SLS6710E

NO SELECTION CRITERIA SPECIFIED FOR EXPORT

Explanation. The EXPORT utility was started, but with no selection of either VTVs or MVCs for export.

System Action. The utility terminates.

User Response. Correct the EXPORT control cards and rerun the job.

SLS6711E

FAILED TO OPEN DDNAME '*ddname*' FOR MANIFEST

Explanation. A utility attempted to open the dd-name *ddname* for the manifest file, but the operation failed.

System Action. The export or import utility terminates.

User Response. The most likely cause of the above is a missing dd-name. Amend the JCL for the utility job to include the correct dd-name.

SLS6712I

DDNAME '*ddname*' WILL BE USED FOR THE MANIFEST

Explanation. DD-name *ddname* will be used to read or write the manifest file.

System Action. None.

User Response. None.

SLS6713E

INVALID VALUE *VALUE* SPECIFIED FOR OPTION *KEYWORD*

Explanation. An invalid or unacceptable value *VALUE* was specified for keyword *KEYWORD*.

System Action. The utility terminates.

User Response. Correct the control cards as appropriate and rerun the job.

SLS6714E

FAILED TO OPEN DDNAME '*ddname*' FOR PRIMARY CDS

Explanation. A utility attempted to open the dd-name *dd-name* for the primary CDS, but the operation failed.

System Action. The utility terminates.

User Response. The most likely cause of the above is a missing dd-name. Amend the JCL for the utility job to include the correct dd-name.

SLS6715E

'*volser1-volser2*' DOES NOT REPRESENT A VALID VOLSER-RANGE

Explanation. The specified volser-range *volser1-volser2* is not a valid range. *volser1* and *volser2* are required to satisfy the following criteria:

- ? *volser1* and *volser2* must be individually valid volsers.
- ? *volser1* and *volser2* must consist of the same number of characters.
- ? *volser2* must be > *volser1*

System Action. Processing continues.

User Response. Correct the volser-range and rerun the job.

SLS6716E

NN NON-LOCAL HSCS FOUND ACTIVE; EXPORT ABORTED

Explanation. *NN* non-local HSCs appear to be active, EXPORT is only supported when no other HSC (belonging to the current configuration) is active.

System Action. The utility terminates.

User Response. If desired, shut down the appropriate HSCs and rerun the export job. Alternatively, use RECOVER to correct the status of inactive HSCs in the CDS, and then rerun the job.

SLS6717I

MVC VVVVVV IS IN USE; EXPORT PROHIBITED

Explanation. An attempt was made to export MVC VVVVVV, which was found to be in use at the time of export.

System Action. The MVC is ignored and processing continues.

User Response. Rerun the export job when the MVC is no longer in use.

SLS6718I

MVC VVVVVV WAS SELECTED FOR EXPORT, BUT WAS NOT FOUND

Explanation. MVC VVVVVV was selected for exported, but an associated record could not be read from the CDS.

System Action. The volser is ignored.

User Response. Correct the export control cards, and rerun the job.

SLS6719I

ALL EXPORT DATA FOR MVC VVVVVV SUCCESSFULLY WRITTEN TO MANIFEST

Explanation. All VTV and MVC data for MVC VVVVVV was written to the manifest file. The sub-operation for this MVC is now complete.

System Action. None.

User Response. None.

SLS6720E

THE MANIFEST CHECKSUM IS INVALID; IMPORT ABORTED

Explanation. The 32-bit CRC (cyclical redundancy check) checksum written to the manifest did not match the checksum computed by the import utility.

System Action. The utility terminates.

User Response. Contact StorageTek Software Support.

SLS6721I

NNNN {VTV(S) | MVC(S)} SELECTED FOR IMPORT:

Explanation. A number (NNNN) of VTVs or MVCs were selected for import; see the following SLS6727I messages for a list of the affected volsers.

System Action. None.

User Response. None.

SLS6722I

INCOMPLETE BLOCK ENCOUNTERED IN MANIFEST-FILE, FIELD NO.NN

Explanation. When reading the manifest file, an incomplete block was discovered when field number NN was read. The previous block is the one that is incomplete.

System Action. The previous block is ignored, and the read of the manifest file continues.

User Response. Contact StorageTek Software Support.

SLS6723E

NO INPUT SOURCE SPECIFIED; MVCMAINT ABORTED

Explanation. No MVCs were specified for maintenance.

System Action. The utility terminates.

User Response. Amend the control cards using either MVC() or MANIFEST() and rerun the job.

SLS6724E

VTV VVVVVV CANNOT BE IMPORTED; AN ASSOCIATED MVC WAS NOT IMPORTED

Explanation. VTV VVVVVV cannot be imported as no MVC containing the VTV-copy has been imported.

System Action. VTV VVVVVV is ignored and the processing continues.

User Response. Determine why an appropriate MVC was not imported, and correct the problem that prevented it from being imported. Then rerun the job.

SLS6725I

IMMDRAIN(YES) WAS SPECIFIED, BUT IGNORED; UPDATE=NO

Explanation. IMMDRAIN(YES) was specified along with nouupdate. Because of nouupdate, the IMMDRAIN(YES) is ignored and no MVCs are drained.

System Action. Processing continues.

User Response. None.

SLS6726I

THE MANIFEST CONTAINS NO APPLICABLE DATA; PROCESSING ABORTED

Explanation. The manifest file is empty; contains no VTVs and no MVCs.

System Action. The utility terminates.

User Response. None.

SLS6727I

VVVVVV VVVVVV VVVVVV VVVVVV VVVVVV VVVVVV VVVVVV VVVVVVVVVVVV
VVVVVV VVVVVV VVVVVV VVVVVV VVVVVV VVVVVV VVVVVV VVVVVV

Explanation. A list of volsers. See preceding messages for an explanation.

System Action. None.

User Response. None.

SLS6728I

NNNN {VTV(s)|MVC(s)} WERE {NOT|SUCCESSFULLY} IMPORTED

Explanation. A number (NNNN) of VTVs or MVCs were or were not imported; see the following SLS6727I messages for a list of the affected volsers.

System Action. The VTV or MVC is ignored and processing continues.

User Response. Correct the problem that caused the VTV or MVC to fail IMPORT and rerun the job.

SLS6729I

NNNN ITEMS SELECTED FOR EXPORT:

Explanation. A number (NNNN) of items { VTV(s) | MVC(s) } were selected for export; see the following SLS6727I messages for a list of the affected volsers.

System Action. None.

User Response. None.

SLS6730I

NNNN ITEM(s) SELECTED FOR PROCESSING

Explanation. A number (NNNN) of items were selected for processing by a utility. See the following SLS6727I messages for a list of the affected volsers.

System Action. None.

User Response. None.

SLS6731I

NNNN { VTV(S) / MVC(S) } WERE { NOT / SUCCESSFULLY } EXPORTED

Explanation. A number (*NNNN*) of VTVS or MVCs were or were not imported; see the following SLS6727I messages for a list of the affected volsers.

System Action. None.

User Response. None.

SLS6732E

ITEM *VVVVVV* NOT IMPORTED; NOT FOUND IN MANIFEST

Explanation. The listed *VVVVVV* of type item was selected for import, but was not found in the manifest.

System Action. The listed volume is ignored and processing continues.

User Response. Amend the control cards and rerun the job.

SLS6733E

LENGTH (*LENGTH*) OF METADATA SUPPLIED FOR *TYPE* ITEM IS INCORRECT

Explanation. The metadata supplied for the specified item (VTV or MVC) does not have the correct length.

System Action. The item is ignored, and processing terminates.

User Response. Contact StorageTek Software Support.

SLS6734E

UNABLE TO RETRIEVE RECORD FOR item *VVVVVV*

Explanation. A VTV or MVC record, as specified by item, could not be read from the CDS.

System Action. The item is ignored, and processing terminates.

User Response. To complete the import, re-configure the CDS to include the appropriate definitions for the VTVs and or MVCs to be imported. Then rerun the job.

SLS6735E

ITEM *VVVVVV* WAS NOT IMPORTED; *REASON*

Explanation. The specified item, VTV or MVC, could not be imported. The *reason* explains why.

System Action. The item was ignored, and processing terminates.

User Response. If *REASON* is "volume is mounted", the VTV being imported was mounted and could therefore not be imported. To complete the import, dismount the volume and rerun the job.

If *REASON* is "update=no", the import was being run with NOUPDATE, and all attempted updates are reported in this manner.

If *REASON* is "duplicate exists" and the item is a VTV, the VTV appears to contain data, and is considered duplicate. To force update of a duplicate VTV, specify REPLACE(ALL).

If *REASON* is "duplicate exists" and the item is an MVC, the MVC has a number of VTV copies, and is considered duplicate. To import an MVC, it must appear to be either empty or un-initialized in the target CDS.

SLS6736I

ITEM VVVVVVV WAS SUCCESSFULLY IMPORTED

Explanation. An item of type VVVVVVV was successfully imported.

System Action. None.

User Response. None.

SLS6737I

MVC VVVVVV already has READONLY/LOST(ON | OFF); request ignored

Explanation. A change to the readonly status of an MVC was requested using MVCMAINT, but the selected MVC was already in the desired state.

System Action. Processing continues.

User Response. None.

SLS6738E

{STORAGE/MANAGEMENT} CLASS CLASS WAS EITHER EMPTY OR UNDEFINED

Explanation. The specified storage or management class CLASS caused no MVCs or VTVs to be selected.

System Action. Processing continues.

User Response. Correct the class name if required.

SLS6739I

DUPLICATE {STORAGE/MANAGEMENT} CLASS CLASS IGNORED

Explanation. A storage or management class named CLASS was specified more than once.

System Action. The duplicate class is ignored and processing continues.

User Response. Correct the control statement if required.

SLS6740E

THE VSM (ADVMGMT) FEATURE IS NOT INSTALLED; XXXXXXXXX NOT SUPPORTED

Explanation. A request was entered which requires a VSM Advanced Management feature, but this feature has not been enabled.

System Action. The request is not processed.

User Response. Contact your StorageTek representative.

SLS6741I

OPERATION OF VTSS XXXXXXXX INITIATED FROM HOST HHHH

Explanation. Host HHHH has initiated a vary operation for the VTSS specified.

System Action. VTCS processing continues.

User Response. None.

SLS6742I

OPERATION (SCOPE) OF VTSS XXXXXXXX COMPLETE

Explanation. A vary operation has completed for the VTSS specified. The scope indicates whether the operation has completed with respect to the local host only (local) or with respect to all hosts defined to HSC (global).

System Action. HSC processing continues.

User Response. None.

SLS6743E

VTSS XXXXXXXX FOUND IN INCONSISTENT STATE *cc/dd*; PLEASE INVESTIGATE

Explanation. The VTSS listed is in a state (current/desired) that cannot be resolved by the internal state machine. The state refers to one of the following:

cc = current state:

- X'80' online
- X'40' offline
- X'20' quiesced
- X'10' VTSS thread startup complete.

dd = desired state:

- X'80' --- spare ----
- X'04' change was initiated by vtssvary()
- X'02' this host needs to do a global check
- X'01' local status is changing

System Action. Processing continues.

User Response. The most common state that appears to be reported by this message is "00/81". A "VT D VTSS" command should be issued. If this is the case, the operator should issue a VT VARY VTSS ONLINE command. This command can only be issued after PTF L1H103H has been applied. Normally, the VTSS should only be in one of the following states:

- ? ONLINE PENDING
- ? ONLINE
- ? QUIESCING
- ? QUIESCED
- ? OFFLINE PENDING
- ? OFFLINE

SLS6744I

QUIESCING VTSS XXXXXXXX - *NNN* VTDS STILL ALLOCATED

Explanation. During the process of quiescing a VTSS, VTCS will wait until all VTDs are un-allocated. Until then the number of allocated VTDs will be reported whenever the number changes or at least every 30 seconds.

System Action. Processing continues.

User Response. None.

SLS6745I

VTSS XXXXXXXX NOW *SSSSSSSS* ON HOST *HHHH*

Explanation. The VTSS listed has changed state on host *HHHH*.

STATE	EXPLANATION
-------	-------------

ONLINE	The VTSS server is fully functional.
QUIESCED	The VTSS server will only serve internal request, but no virtual mounts.
OFFLINE	The VTSS server is not active.
STARTED	The VTSS has completed initialization.

System Action. Processing continues.

User Response. None.

SLS6746E

VTSS XXXXXXXX HAS BEEN OFFLINE; A VTSS AUDIT IS RECOMMENDED

Explanation. The VTSS listed was previously off-line, and it is therefore possible that the actual VTSS contents have changed without the CDS being appropriately updated. To make sure the CDS reflects the current VTSS contents, it is recommended that the VTSS be audited. Until a VTSS audit is done, this message will continue to be issued each time HSC is started.

System Action. Processing continues.

User Response. None.

SLS6747E

NO VTSS SUB-SYSTEMS AVAILABLE TO ACCESS MVC VVVVVV

Explanation. All VTSS subsystems able to access MVC VVVVVV are offline or otherwise inaccessible.

System Action. Processing continues.

User Response. None.

SLS6748E

FAILED TO VARY CLINK-ID *CLINKID* ONLINE TO VTSS XXXXXXXX

Explanation. During initialization of Clustered VTSS link *CLINKID*, the VARY online to VTSS XXXXXXXX failed. See the last SLS6751I message for details of the ECAM error causing the failure.

System Action. The Clustered VTSS link is set offline and made unavailable for replication processing. VTCS will attempt to recover the link by periodically reissuing the VARY online.

User Response. If the ECAM status indicates a configuration error, correct the error and allow VTCS to recover. See *VTCS Installation, Configuration and Administration Guide* for details.

SLS6749I

ASYNCH REPLICATION SUCCESSFUL FOR VTV *vtvid* FROM VTSS *privtss* TO VTSS *secvtss* ON CLINK *clinkid*.

Explanation. VTCS has successfully replicated VTV *vtvid* from primary VTSS *privtss* to secondary VTSS *secvtss* on CLINK *clinkid*.

System Action. None. Information only.

User Response. None.

SLS6750E

INVALID CLUSTER CONFIGURATION - *REASON TEXT*, CLUSTER *CLUSTERNAME*, PRIVTSS *PRIXXXXXXXXX*, SECVTSS *SECXXXXXXXXXX*

Explanation. During initialization of Cluster *CLUSTERNAME* with Primary VTSS *PRIXXXXXXXXX* and Secondary VTSS *SECXXXXXXXXXX*, VTCS encountered a configuration error *REASON TEXT*.

Where *REASON TEXT* is one of the following:

- ? micro-code level
- ? RTD device types
- ? No access to VTDs 0-15

System Action.

- ? For *reasontext* other than 'No access to VTDs 0-15', the VTSSs remain online but will not function as a cluster.
- ? For *reasontext* 'No access to VTDs 0-15', the VTSSs remain online and will function as a cluster. The cluster will be able to perform asynchronous replications but not synchronous replications.

User Response. Correct the configuration error(s):

- ? For *reasontext* 'micro-code level': ensure each VTSS in the cluster has micro-code installed that supports clustering.
- ? For *reasontext* 'RTD device types': ensure, for each RTD device type *d* and ACS *a*, that if one VTSS in the cluster has access to RTD(s) of device type *d* in ACS *a* then so does the other VTSS in the cluster.
- ? For *reasontext* 'No access to VTDs 0-15': ensure, for each VTSS in the cluster from which synchronous replications will be initiated, that at least one of the first sixteen VTDs is defined (without the NOVERIFY parameter) in the VTCS configuration.

The cluster may be activated (or re-activated in the case of *reasontext* 'No access to VTDs 0-15') using the VT VARY VTSS ONLINE command.

See *Beyond the Basics: VTCS Leading Edge Techniques* for details about Clustered VTSS configuration.

SLS6751I

CLINK *clinkid* ON VTSS *vtssname* iftype *chanif* RETURNED ECAM ERROR CC=CCC RC=RRR.

Explanation. VTCS encountered an ECAM error on Clustered VTSS link *clinkid* with channel or IP interface *chanif* on VTSS *vtssname*. The command terminated with completion code CCC and reason code RRR. This could be caused by a hardware or software error, or some other unresolvable condition.

System Action. Depending on the nature of the error, the failing request may be re-tried on a different Clink.

User Response. Check the SYSLOG for other messages which may indicate the nature of the error.

SLS6752E

HOST DETECTED RUNNING BELOW VTSS CLUSTERING TOLERATION LEVEL

Explanation. VTCS has detected that one or more hosts in the complex are not at the minimum software level for Clustered VTSS toleration. The down-level host(s) may cause errors such as deleted VTVs due to non-recognition of replicated VTVs.

System Action. Processing continues, but errors may occur due to the down-level host(s).

User Response. Ensure that all hosts in the configuration are at least at the minimum software level for Clustered VTSS toleration.

SLS6753I

CLINK *CLINKID* ON VTSS XXXXXXXX REPORTED RRRRRRRR: DDDDDD

Explanation. VTCS encountered an ECAM error on Clustered VTSS link *CLINKID* on VTSS XXXXXXXX. The reason for the error is indicated by RRRRRRRR. DDDDDD is the sense data returned from the VTSS.

System Action. If required, an error record will be written to SYS1.LOGREC. Depending on the nature of the error, the failing request may be re-tried on a different Clustered VTSS link.

User Response. Check the SYSLOG for other messages which make indicate the nature of the error. If the error persists, contact StorageTek hardware support.

SLS6754I

CLINK *CLINKID iftype ifaddr* VTSS XXXXXXXX FAILED TO DISMOUNT VTV VVVVVV

Explanation. During initialization of Clustered VTSS CLINK *clinkid* with channel or IP interface *ifaddr* on VTSS *vtssname*, VTCS determined that VTV VVVVVV was still mounted and attempted to dismount it. An error occurred during that dismount processing. This message is preceded by message SLS6751I indicating the ECAM error codes.

System Action. The link is unavailable for VTV replication.

User Response. None.

SLS6755I

CONFIGURING CLINK *CLINKID iftype ifaddr* VTSS XXXXXXXX

Explanation. VTCS has determined that on Clustered VTSS CLINK *clinkid* with channel or IP interface *ifaddr* on VTSS *vtssname* requires configuring.

System Action. VTCS issues the ECAM commands required to configure the link.

User Response. None.

SLS6756I

CLINK *CLINKID iftype ifaddr* VTSS XXXXXXXX CONFIGURATION MISMATCH
CLINKID1:CLINKID2 CHANIF1:CHANIF2

Explanation. There is a configuration mismatch for Clustered VTSS CLINK *clinkid* with channel or IP interface *ifaddr* on VTSS *vtssname*. The VTCS CDS configuration contains a Clustered VTSS link name of *CLINKID1* and channel interface of *CHANIF1* but the VTSS returned values of *CLINKID2* and *CHANIF2*.

System Action. The configuration error is ignored and the values returned for the VTSS are used.

User Response. If necessary, correct and update the VTCS CDS configuration using the CONFIG RESET utility.

SLS6757E

CLINK *CLINKID iftype ifaddr* VTSS *XXXXXXXX* FAILED INITIAL CONFIGURATION WITH CC=*CCC* RC=*RRRRRR*

Explanation. During VTCS initialization, Clustered VTSS CLINK *clinkid* with channel or IP interface *ifaddr* on VTSS *vtssname* failed to configure with Completion Code X'*CCC*', Reason Code X'*RRRRRRRR*.

System Action. The link is unavailable for VTV replication.

User Response. None.

SLS6758I

CLINK *clinkid iftype chanif* VTSS *vtssname* FAILED TO REPLICATE VTV *vtvid*.

Explanation. An error occurred during replication of VTV *VVVVVV* on Clustered VTSS link *clinkid*, channel or ip interface *chanif* and VTSS *vtssname*. This message is followed by message SLS6751I indicating the ECAM error codes.

System Action. The VTV remains queued for replication and the link is flagged for recovery.

User Response. None.

SLS6759I

{ASYNCHRONOUS|SYNCHRONOUS} CLINK *clinkid iftype ifaddr* VTSS *vtssname* NOW ONLINE.

Explanation. VTCS successfully initialized on Clustered VTSS CLINK *clinkid* with channel or IP interface *ifaddr* on VTSS *vtssname*. The replication capability supported by the CLINK, asynchronous or synchronous, is indicated in the message.

System Action. The link is now available for either asynchronous or synchronous VTV replication.

User Response. None.

SLS6760I

RTD *DDDDDD* REPORTED *RRRRRRRR* USING MVC *VVVVVV*

Explanation. Real tape device *DDDDDD* reported an error using MVC *VVVVVV*. The error is indicated by reason text *RRRRRRRR*. This error could be due to a device failure or a media error or exceptional condition.

System Action. This message may be followed by one or more other messages indicating further errors or recovery actions. Exact recovery depends on the initial error and may include swapping to an alternate device, selecting an alternate MVC or retrying or purging the request.

User Response. Scan the MSP SYSLOG for any necessary action to ensure that a defective device is repaired or a defective media is replace.

SLS6761I

MVC *VVVVVV* CONTAINS AN INVALID MIR - PROCESSING MAY BE DELAYED.

Explanation. MVC *VVVVVV* has reported an Invalid Media Information Region and no alternate MVC is available. The invalid MIR condition will cause a slow speed locate operation which could result in extended migrate or recall time.

System Action. The operation continues at a potentially slower speed than normal.

User Response. To ensure optimum performance, take corrective action to repair the media invalid MIR condition.

SLS6762I

MVC *mmmmmm* media type does not support MIR. # request ignored

Explanation. MVCMAINT has encountered an attempt to modify the MIR status of MVC *mmmmmm*. The media type of this MVC does not support MIR.

Explanation. MVCMAINT will ignore the attempt to update the MIR for this MVC.

Explanation. Re-code the MVCMAINT control statements and re-run the job.

SLS6763E

INCONSISTENT STATUS FOR MVC *VVVVVV* DETECTED ON DRAIN/RECLAIM
VTVCT ACT_VTV_CNTRS:EXP_VTV_CNTRS UPDSQ
ACT_MVC_UPD_SEQ_NUM:EXP_MVC_UPD_SEQ_NUM

Explanation. MVC *VVVVVV* had an unexpected status at the termination of a MVCDRAIN or RECLAIM. The actual VTV counts ACT_VTV_CNTRS and the expected VTV counts EXP_VTV_CNTRS are shown plus the actual MVC update sequence number ACT_MVC_UPD_SEQ_NUM together with the expected MVC update sequence number EXP_MVC_UPD_SEQ_NUM.

System Action. The MVCDRAIN or RECLAIM of the MVC will terminate. The MVC record in the CDS will not be updated and the MVC will remain in DRAIN status.

User Response. This problem may have been caused by MVCDRAIN and/or RECLAIM running concurrently on two hosts on the same MVC. Attempt to drain the MVC. If this fails audit the MVC.

SLS6764E

INCONSISTENT COUNTS FOR MVC *VVVVVV* DETECTED ON DRAIN/RECLAIM
VTVPR ACT_VTV_PRO DEL_DEL_VTV_CNT NEW TAR_VTV_CNT

Explanation. MVC *VVVVVV* had an unexpected VTV count at the termination of a MVCDRAIN or RECLAIM. The count of the actual VTVs processed, ACT_VTV_PRO, the count of deleted VTVs, DEL_VTV_CNT, and the target VTV count, TAR_VTV_CNT, are all shown.

System Action. The MVCDRAIN or RECLAIM of the MVC will terminate. The MVC record in the CDS will not be updated and the MVC will remain in DRAIN status.

User Response. This problem may have been caused by MVCDRAIN and/or RECLAIM running concurrently on two hosts on the same MVC. Attempt to drain the MVC. If this fails audit the MVC.

SLS6765I

DRAIN/RECLAIM FOR MVC *VVVVVV* COMPLETED. LOGICAL EOT *EOT* VTV
COUNT *VTV_CNT* DELETED VTV COUNT *DEL_VTV_CNT*

Explanation. MVC *VVVVVV* completed the DRAIN or RECLAIM process normally. The new logical end of tape, EOT, is given.
The new VTV count for the MVC, *VTV_CNT*, is given.
The new deleted VTV count for the MVC, *DEL_VTV_CNT*, is given.

System Action. The MVCDRAIN is now removed from DRAIN status and is usable for VSM processing.

User Response. None.

SLS6766E

The XML responses contain an error

Explanation. A SWSADMIN step contains DDname //SLSXML, causing VTCS to write XML data to this file. VTCS detected that the XML produced for a data item was not of the correct format: <tag>value</tag>.

System Action: Processing continues.

User Response. If the SWSADMIN Step was cancelled or abended, this is the most likely cause of the message, as VTCS processing may have been terminated before production of XML data was complete. If the SWSADMIN Step was not cancelled and did not abend, contact Oracle StorageTek Software Support.

SLS6767I

TTTTTTTT have been refreshed

Explanation. *TTTTTTTT* is "Virtual Scratch Subpools": VTCS has refreshed the definitions of its Scratch Subpools and the Scratch VTV counts within them because the Scratch Subpools were reloaded via the SCRPEDEF command.

Explanation. *TTTTTTTT* is "MVC pools": VTCS has refreshed the definitions of its MVC pool cache and the status of the MVCs within the pools as a result of issuing the MVCDEF command.

System Action: Processing continues.

User Response. None.

SLS6768I

DFSMSRMM API ERROR, VTV VVVVVV, FFFFFFFF, RC=RRRRRRRR, RS=XXXX

Explanation. VTCS attempted the DFSMSRMM function *FFFFFFF* against the volser *VVVVVV* and the it failed with Return Code *RRRRRRRR* and Reason Code *XXXX*.

System Action. The VTV will still be mounted.

User Response. Reference the DFSMSRMM manuals to understand the failing return code and reason code.

SLS6769I

DFSMSRMM API ERROR, VTV VVVVVV NON SCRATCH IN DFSMSRMM

Explanation. VTCS checked the volume status in DFSMSRMM for VTV *VVVVVV* before mounting it as a scratch and discovered that the volume is not in scratch status in the DFSMSRMM database.

System Action. The mount continues.

User Response. None.

SLS6770E

NNNN VOLUMES HAVE BEEN SPECIFIED. THE MAXIMUM ALLOWED IS *MMMM*

Explanation. *NNNN* volumes were specified for processing by a utility. this exceeds the maximum number of volumes (*MMMM*) that can be specified on one statement.

System Action. Return code 8 is set for this statement.

User Response. Reduce the number of volumes to no more than *MMMM*.

SLS6771E

UNABLE TO ALLOCATE TO THE CDS

System Action. A VTCS utility is being run, and has attempted unsuccessfully to communicate with the HSC address space to establish details of the currently active CDS(s), and to carry out dynamic allocation on them. The reasons for the appearance of this message are: HSC has not responded to the request, or dynamic allocation of a CDS has failed, or HSC has reported that no CDSs are active, or there is a discrepancy between the CDS(s) specified in JCL and those CDS(s) currently active to HSC.

System Action. The operation failed with RC=12.

If HSC is not active, or is active as base mode, and the JCL contains no DD statements, then either supply DD statement(s) for CDS(s) in the JCL, or ensure that HSC is active at full service level. If a utility that requires update access to the CDS (e. g. EXPORT) is being run, HSC is active, CDS(s) have been supplied in the JCL, and they do not match those currently active to HSC, then either the names differ, or the CDS specified in the DD SLSCNTL is not the currently active primary CDS (similarly with SLSCNTL2 etc.) either correct the DDs in the JCL to match, or remove them. If the problem persists, please contact StorageTek Software Support.

SLS6773I

DFSMSRMM INVENTORY MANAGEMENT IN PROGRESS

Explanation. While attempting a DFSMSrmm CHANGEVOL command to change the status of a DFSMSrmm managed virtual tape volume, return code 12, reason code 24 was received. This indicates that DFSMSrmm BACKUP(AMS) is running, and updates to the DFSMSrmm CDS are not allowed.

System Action. For virtual MOUNT processing, the mount will be re-driven every five minutes while DFSMSrmm BACKUP(AMS) is running. For SCRATCH processing, the volume will be marked as SCRATCH in the HSC CDS, and will be marked as DFSMSrmm INITIALIZED when next mounted.

User Response. No user response is required. This message will be deleted when a subsequent DFSMSrmm CHANGEVOL command executes successfully.

If appropriate, this message may be avoided by specifying the DFSMSrmm command BACKUP(DSS) with the CONCURRENT option to enable updates to be performed while backup is executing.

SLS6774E

MVC VVVVVV; No access to VTSS NNNNNNNN, unable to rename

Explanation. While attempting to change the name of the last mounted VTSS for MVC VVVVVV, it was determined that VTSS NNNNNNNN was not accessible by the host running the MVCMAINT utility.

System Action: The utility fails with a return code of 8 for this MVC. If other MVCs were specified in the control statements, they will be processed.

User Response. Re-run the utility on a host that has access to VTSS NNNNNNNN.

SLS6775E

MVC VVVVVV; VTSS name NNNNNNNN does not exist, unable to rename

Explanation. While attempting to change the name of the last mounted VTSS for MVC VVVVVV, it was determined that the VTSS name NNNNNNNN did not exist on the system running the MVCMAINT utility.

System Action: The utility fails with a return code of 8 for this MVC. If other MVCs were specified in the control statements, they will be processed.

User Response. Re-run the utility and specify a valid VTSS name.

SLS6776I

DDname *dd_name* will be used for the manifest merge input file

Explanation. The DDname of *dd_name* was specified in the MERGEIN parm as input into the merge manifest utility. This is the DDname that is allocated to the manifest merge input file.

System Action. None.

User Response. None.

SLS6777I

DDname *dd_name* will be used for the manifest merge output file.

Explanation. The DDname of *dd_name* was specified in the MERGEOUT parm as input into the merge manifest utility. This is the DDname that is allocated to the cumulative manifest output file.

System Action. None.

User Response. None.

SLS6778E

The manifest input file contained no data, processing aborted.

Explanation. The merge utility found no VTV or MVC data associated with the input DDname specified in MERGMFST command statement.

System Action. The merge manifest utility ends with a condition code of 8.

User Response. Ensure that the correct file was specified as the manifest input file. Correct the file name and resubmit the merge utility.

SLS6779E

Failed to open DDname *dd_name* for manifest merge output file.

Explanation. The merge manifest utility failed to open the DDname *dd_name* specified for the manifest merge output file.

System Action. The merge manifest utility ends with a condition code of 12 and processing is aborted.

User Response. Ensure the validity of both the DDname and file name used for the manifest merge output file and resubmit the merge process.

SLS6780E

INVALID CONFIGURATION SPECIFIED FOR NON-VSM4 VTSS XXXXXXXXX
GREATER THAN XXXXXXXXX DEFINED

Explanation. VTCS has detected that VTSS NNNNNNNN is a VSM2 or VSM3, as indicated in the message. The configuration is invalid for reason RRR, which is one of:

? 'Over 8 RTD/CLINKs' - more than 8 RTDs/Clinks have been defined.

- ? 'Over 64 VTDs' - more than 64 VTDs have been defined.
- ? 'RTD odd interface DDDDDDDDD' - RTD DDDDDDDDD has been defined on an odd interface.
- ? 'CLINK odd interface TTTTTTTTT' - a Clink connecting VTSS NNNNNNNNN to VTSS TTTTTTTTT has been defined on an odd interface.

System Action. Initialization of the VTSS is terminated and HSC processing continues with the VTSS set 'not accessible'.

User Response. Correct the configuration parameters, then run the VTCS CONFIG utility to redefine the VTCS configuration.

SLS6781I

NNNN VOLSER_TYPE MVCVTV(S) ARE A RESULT FROM MANIFEST MERGE PROCESSING.

Explanation. A number of volsers, either VTVs or MVCs, resulted from merge processing. See the following SLS6727I messages for a list of the affected volsers.

System Action. None.

User Response. None.

SLS6782I

DUPLICATE MANIFEST FILE (DD_NAME + NNNN) ENCOUNTERED WHILE PROCESSING CONCATENATED INPUT; FILE SKIPPED.

Explanation. Manifest input processing detected a duplicate file within a concatenated list. A manifest file with an identical timestamp has been previously processed. *dd_name* + *:mv.nnn.emv* is the relative file location, within the DDname's concatenation, of the duplicate file.

System Action. The duplicate file is skipped and processing continues.

User Response. Ensure the validity of the manifest input files.

SLS6783I

MVC NNNN VTV COUNT IS ZERO; CONSIDERED DRAINED

Explanation. While processing a concatenated list of input files, manifest input processing has produced a cumulative image of an MVC whose VTV count has gone to zero. This situation represents a logical drain of the MVC.

System Action. None.

User Response. None.

SLS6784I

THE WARRANTY ON MVC MMMMMM HAS EXPIRED

Explanation. The warranty on MVC *mmmmm* has expired, as it has been mounted 10,000 or more times.

System Action. The MVC status is changed to show the warranty expiration. The MVC remains eligible to be selected as an output MVC until it reaches End-of-Life, at which point the status is changed to Retired.

User Response. No action is required, though you may want to make plans for the future replacement of the MVC when it reaches End-of-Life.

SLS6785I

MVC *MMMMMM* HAS REACHED END-OF-LIFE. STATUS CHANGED TO RETIRED

Explanation. MVC *mmmmmm* has reached End-of-Life, as it has been mounted 11,000 or more times. The MVC status is changed to Retired. The MVC is no longer eligible to be selected as an output MVC, though data can be read from it.

User Response. No action is required, though you may want to make plans for the future replacement of the MVC when it is empty.

SLS6786E

MVC *MMMMMM* IS RETIRED. WARRANTY STATUS CAN NOT BE CHANGED

Explanation. An attempt was made to change the warranty expiration status of MVC *mmmmmm* using MVCMAINT MVC(*mmmmmm*) WARRANTY(ON|OFF). The warranty of a Retired MVC must necessarily have expired. Changes to the warranty expiration status are therefore inapplicable.

System Action. The operation fails with RC=8.

User Response. None.

SLS6787E

VTV *VVVVVV* IS *SIZE1* AND RESIDENT IN VTSS *SSSSSSSS*. HOWEVER, THE CDS RECORDS IT AS BEING *SIZE2*

Explanation. While processing VTV *vvvvvv*, VTCS has determined that the VTV is resident in VTSS *sssssss* where it is of size *size1*. However, this is contradicted by the information recorded in the CDS, where the VTV is shown to be *size2*. Each of *size1* and *size2* will be 800Mb or 400Mb.

System Action. Processing continues.

User Response. Report the problem to StorageTek software support.

SLS6788I

Invalid MIR reported for MVC *MMMMMM* on RTD *RRRRRRRR*

Explanation. RBL (Read Buffered Log) data from RTD *RRRRRRRR* indicates that MVC *MMMMMM* has an invalid MIR (Media Information Region).

System Action: The MVC record in the CDS is updated to show the MIR is invalid (the INVLDMIR flag is turned on). The MVC may still be selected for migration, but it will be depreferenced. For recall, VTCS will select the alternate MVC if one is available.

User Response. Recover the MIR by using the utility available through the operator panel for the transport, or by using the utility available through MPST, or by AUDITing the MVC. When the MIR has been recreated, run MVCMAINT MVC(*MMMMMM*) INVLDMIR(OFF) to turn the invalid MIR flag off.

SLS6789I

VTCS MAIN TASK TERMINATING DUE TO INTERNAL SHUTDOWN REQUEST

Explanation. A VTCS task initiated VTCS shutdown after encountering an error that made it impossible for VTCS processing to continue. The error was reported in preceding message(s).

System Action. VTCS terminates.

User Response. Determine from the preceding message(s) the error that caused VTCS to shut down. Take any corrective action indicated by the message(s), then recycle HSC/VTCS.

SLS6790I

VTV vvvvvv FOUND MOUNTED DURING PROCESSING

Explanation. While performing a utility operation, the identified VTV vvvvvv was found to be in a mounted state.

System Action. A return code of 4 is set. Other operations may be attempted based on the function(s) being requested.

For DRAIN and RECLAIM operations, other MVCs will be processed as required.

User Response. Re-run the function when the VTV is no longer mounted.

SLS6791I

VTV vvvvvv ASSOCIATED WITH MVC vvvvvv EXCEEDS TWO COPIES FOR EXPORT.

Explanation. VTV vvvvvv associated with MVC vvvvvv has been found to exceed the maximum number of VTV copies that may be exported to a VTCS system that does not support 4 migrated copies.

System Action. Processing continues.

User Response. None.

SLS6792I

ATTEMPT TO RECALL 800MB VTV vvvvvv TO VTSS xxxxxxxx FAILED - NOT SUPPORTED.

Explanation. An attempt was made to recall an 800MB VTV to a VTSS that does not support it.

System Action. The recall request is failed.

User Response. Direct the recall to a VTSS that does support 800MB VTVs.

SLS6793I

WARNING - VTSS xxxxxxxx DOES NOT SUPPORT 800MB VTVS.

Explanation. VTCS has detected that VTSS xxxxxxxx is at a microcode level that does not support 800MB VTVs; however, the VTCS is configured to support 800MB VTVs.

System Action. Processing continues, but the creation of new 800MB VTVs will be suppressed (defaulted to 400MB).

User Response. If the creation of 800MB VTVs is required then either
1) have the VTSS upgraded to a supporting microcode level OR 2) Vary the VTSS offline and then restart VTCS.

SLS6794I

CDS TYPE IS NOT RECOGNIZED.

Explanation. VTCS has detected that the CDS associated with a decompile operation is not one supported by VTCS. Valid types are: Base, Extended, Extended (with VTCS V6 extensions).

System Action. The decompile process terminates.

User Response. Ensure that the target CDS has been successfully configured using the VTCS configuration process. Refer the problem to StorageTek support if the CDS has been successfully configured.

SLS6795W

Unable to delete VTV VVVVVV from VTSS SSSSSSSS

Explanation. Import was accessing an inactive CDS, i.e. a CDS that was not in use by any Hosts. VTV VVVVVV, which was being imported, already existed in the CDS and was resident on VTSS SSSSSSSS. Import was unable to delete the 'old' copy of the VTV from the VTSS because this mode of import has no access to the VTSS.

Synchronization between the CDS and the VTSS is lost. Message SLS6797W is output for each VTSS reported in an SLS6795W message.

System Action: Processing continues. RC=4 is set for this VTV.

User Response. When HSC/VTCS is next active against the CDS, Audit the VTSS to re-establish synchronization between the CDS and the VTSS.

SLS6796E

DATA SPACE ACTION OF ITEM VVVVVV FAILED: RRR

Explanation. Import was accessing an inactive CDS, i.e. a CDS that was not in use by any Hosts.

Import failed to perform the specified action (read/update) against the indicated item (MVC or VTV, volser vvvvvv) in the data space to which the CDS had been copied, for the reason given (rrr). This indicates an internal processing error has occurred.

Reason is one of the following:

- ? "format conversion failed with RC=X'cc'" - conversion between internal formats failed with Return Code X'cc'.
- ? "format conversion returned volser C'cccccc'/X'xxxxxxxxxxxx'" - conversion between internal formats gave RC=0 but returned the wrong volume. C'cccccc'/X'xxxxxxxxxxxx' shows the returned volser in character and hex formats.
- ? "invalid location (X'pos1',X'pos2',X'pos3',X'pos4')" - the location to be accessed within the data space is invalid, as it is outside of the area containing this type of record (MVC/VTV). X'pos1' to X'pos4' are for StorageTek internal use.
- ? "volser check failed - C'cccccc'/X'xxxxxxxxxxxx'" - the volume located within the data space did not match the volume being processed. C'cccccc'/X'xxxxxxxxxxxx' give the volser in the data space in character and hex formats.
- ? "record not found" - the volume was not located within the data space.

System Action. Processing continues. RC=8 is set for this item.

User Response. Contact StorageTek software support.

SLS6797W

Audit required flag has been set for VTSS SSSSSSSS

Explanation. Import was accessing an inactive CDS, i.e. a CDS that was not in use by any Hosts. One or more of the VTVs being imported already existed in the CDS and were resident on VTSS SSSSSSSS. Import was unable to delete the 'old' copy of these VTVs from the VTSS because this mode of import has no access to the VTSS. Message SLS6795W was output for each such VTV. Synchronization between the CDS and the VTSS is lost.

System Action: Processing continues.

User Response. When HSC/VTCS is next active against the CDS, Audit the VTSS to re-establish synchronization between the CDS and the VTSS.

SLS6798E

INACTCDS requires the CDS to be specified in JCL and to be different from the CDS used by HSC

Explanation. A Batch utility specified INACTCDS on the control statement, indicating that an inactive CDS was being used.

INACTCDS requires both of the following:

- ? the CDS to be used by the utility must be specified in the JCL (on SLSCNTL, and SLSCNTL2/SLSSSTBY if appropriate, DD statement(s)).
- ? no Hosts to be using the CDS

System Action: The utility terminates.

User Response. Ensure that the JCL defines the CDS to be used by the utility and that the CDS specified is not in use by HSC on any Host.

SLS6799E

IMMDRAIN(YES) is not supported with IMPORT to an inactive CDS

Explanation. Import was accessing an inactive CDS, i.e. a CDS that was not in use by any Hosts. The IMPORT statement specified IMMDRAIN(YES), which is not supported in this mode because there is no HSC/VTCS system to perform the Drain(s).

System Action: The utility terminates.

User Response. If the imported MVCs need to be drained, ensure that HSC/VTCS is running on this system using this CDS then rerun the utility. If the imported MVCs do not need to be drained, remove IMMDRAIN(YES) then rerun the utility.

SLS6800E

CONNECTION TO CF STRUCTURE SSS FAILED. IXLCONN GAVE RC=X'CCCCCCCC' RSN=X'SSSSSSSS'

Explanation. VTCS attempted to connect to coupling facility structure *sss*, but received unacceptable return/reason codes (X'ccccccc'/X'sssssss') from the IXLCONN macro.

System Action. VTCS terminates.

User Response. Look up IXLCONN return code X'ccccccc' reason code X'sssssss' in the relevant IBM manual in order to determine why the connect failed. If possible, correct the error then recycle HSC/VTCS. Otherwise report this problem to StorageTek software support.

SLS6801E

AAAAAA FAILED AGAINST CF STRUCTURE SSS. IXLCONN GAVE RC=X'CCCCCCCC' RSN=X'SSSSSSSS'

Explanation. VTCS issued action *aaaaaa* against coupling facility structure *sss*, but received unacceptable return/reason codes (*X'ccccccc/X'sssssss'*) from the IXLLIST macro.

The following shows the format of the IXLLIST macro issued for each action:

Delete : IXLLIST REQUEST=DELETE,xx
Lock obtain : IXLLIST REQUEST=LOCK,LOCKOPER=SET,xx
Lock release : IXLLIST REQUEST=LOCK,LOCKOPER=RESET,xx
Read : IXLLIST REQUEST=READ,xx
Read Next Lock: IXLLIST REQUEST=LOCK,LOCKOPER=READNEXT,xx
Start Monitor : IXLLIST REQUEST=MONITOR_LIST,ACTION=START,xx
Stop Monitor : IXLLIST REQUEST=MONITOR_LIST,ACTION=STOP,xx
Write : IXLLIST REQUEST=WRITE,xx

System Action. VTCS issues an Abend, then continues.

User Response. Report this problem to StorageTek software support.

SLS6802E

CF STRUCTURE SSS IS FULL AFTER FORMATTING *MM* OUT OF *NN* ENTRIES

Explanation. VTCS successfully connected to coupling facility structure *sss*, then attempted to format all data entries. The structure became full after *mm* of the *nn* data entries had been written to the structure.

System Action. VTCS terminates.

User Response. Use *mm* and *nn* to calculate the factor by which the size of the current structure needs to be increased. When the structure has been re-defined with this larger size, recycle HSC/VTCS.

SLS6803E

CF STRUCTURE SSS SHOWS HOST *HHHH* AS INACTIVE, BUT THE CDS SHOWS IT AS ACTIVE

Explanation. After successfully connecting to coupling facility structure *sss*, VTCS checks that each host shown as active in the CDS has updated its status in the structure. Host *hhhh* is shown as active in the CDS, but is not actively using the structure.

System Action. VTCS delays start-up, but continues to check the status of all hosts. VTCS will delete this message when the CDS and the structure show the same status for host *hhhh*.

User Response.

- ? None if host *hhhh* is in the process of starting up. VTCS will delete this message once the host updates its status in the structure.
- ? If the output from a 'D CDS' command shows host *hhhh* as active but HSC is definitely not running on that host, recover host *hhhh* from an active system. Once host *hhhh* has been recovered, re-issue 'D CDS' to check host *hhhh*

is marked as 'assumed dead'. VTCS will delete this message when the CDS is next checked for the status of host *hhhh*.

- ? If host *hhhh* is fully active or host *hhhh* has been recovered and this message remains outstanding, report this problem to StorageTek software support.

SLS6804E

CORRECT THE REPORTED DISCREPANCIES, OR REPLY T TO TERMINATE VTCS ON HOST *HHHH*

Explanation. After successfully connecting to coupling facility structure *sss* (named in message SLS6803E), VTCS checks that each host shown as active in the CDS has updated its status in the structure.

One or more hosts are shown as active in the CDS, but are not actively using the structure. Each such host is reported in message SLS6803E, output before this message.

System Action. VTCS delays start-up, but continues to check the status of all hosts.

When the CDS and the coupling facility structure show the same status for all hosts, VTCS will delete this message and start-up will continue.

If this message is replied to with a 'T', VTCS will terminate on this host (*hhhh*).

User Response. For each host listed in a SLS6803E message, take the action described in the help text for message SLS6803E.

If it is not possible to correct the discrepancy between the status of the hosts in the CDS and the coupling facility structure, report this problem to StorageTek software support. If you reply T to this message, VTCS will terminate on this host (*hhhh*) regardless of the status of the hosts in the CDS and the coupling facility structure.

SLS6805E

NNN HOST TO HOST MESSAGES QUEUED FOR HOST *HHHH*, AS THE CF STRUCTURE *SSS* LIST IS FULL

Explanation. This host is unable to send a host to host message to host *hhhh* via coupling facility structure *sss*, because the structure list used to hold the messages for host *hhhh* is full. There are now *nnn* such messages for host *hhhh* queued in storage in this host.

System Action. VTCS continues checking the coupling facility structure list. When the list is no longer full, VTCS will write the queued messages to the list and delete this message.

User Response.

- ⌘ If the output from a 'D CDS' command shows host *hhhh* as active but HSC is definitely not running on that host, recover host *hhhh* from an active system. Once host *hhhh* has been recovered, re-issue 'D CDS' to check host *hhhh* is marked as 'assumed dead'. VTCS will delete this message when it next checks the CDS for the status of host *hhhh*.
- ⌘ If host *hhhh* is fully active or host *hhhh* was recovered and this message remains outstanding, report this problem to StorageTek software support.

SLS6806E

DISCONNECT FROM CF STRUCTURE SSS FAILED. IXLDISC GAVE RC=X'CCCCCCC' RSN=X'SSSSSSS'

Explanation. VTCS attempted to disconnect from coupling facility structure sss, but received unacceptable return/reason codes (X'ccccccc'/X'sssssss') from the IXLDISC macro.

System Action. VTCS terminates.

User Response. Report this problem to StorageTek software support.

SLS6807I

A REBUILD OF CF STRUCTURE SSS HAS BEEN INITIATED

Explanation. VTCS initiated a rebuild of coupling facility structure sss in an alternate coupling facility after detecting an error accessing the current coupling facility. The error is described in the preceding SLS6801E message(s).

System Action. VTCS suspends access to the current coupling facility structure while all hosts rebuild the structure in an alternate coupling facility. When the rebuild is complete on all hosts, VTCS processing will continue using the alternate coupling facility.

User Response. None.

SLS6808E

UNABLE TO INITIATE A REBUILD OF CF STRUCTURE SSS. THERE IS NO ALTERNATE CF AVAILABLE

Explanation. VTCS attempted to initiate a rebuild of coupling facility structure sss in an alternate coupling facility after detecting an error accessing the current coupling facility. The error is described in the preceding SLS6801E message(s).

The response to the rebuild request (macro IXLREBLD) indicated no alternate coupling facility is available.

System Action. VTCS terminates.

User Response. Correct the problem with the coupling facility, then recycle HSC/VTCS.

If the CFRM policy shows an alternate coupling facility should be available, report this problem to StorageTek software support.

SLS6809E

UNABLE TO INITIATE A REBUILD OF CF STRUCTURE SSS. IXLREBLD
GAVE RC=X'CCCCCCC' RSN=X'SSSSSSS'

Explanation. VTCS attempted to initiate a rebuild of coupling facility structure sss in an alternate coupling facility after detecting an error accessing the current coupling facility. The error is described in the preceding SLS6801E message(s).

VTCS received unacceptable return/reason codes (X'ccccccc'/X'sssssss') from the IXLREBLD macro.

System Action. VTCS terminates.

User Response. Report this problem to StorageTek software support.

If the rebuild was initiated by MSP or VTCS due to an error in the coupling facility (rather than by an operator command), correct the error then recycle HSC/VTCS.

SLS6810I

REBUILD OF CF STRUCTURE SSS HAS STARTED

Explanation. A rebuild of coupling facility structure sss has started in response to an operator command or an error detected by MSP or VTCS.

System Action. VTCS suspends access to the original structure and begins rebuilding the data in a new structure.

User Response. None.

SLS6811E

UNABLE TO PARTICIPATE IN THE REBUILD OF CF STRUCTURE SSS.
IXLEERSP GAVE RC=X'CCCCCCC' RSN=X'SSSSSSS'

Explanation. VTCS is unable to participate in the rebuild of coupling facility structure sss, because it received unacceptable return/reason codes (X'ccccccc'/X'sssssss') from the IXLEERSP (EVENT=REBLDQUIESCE) Macro.

System Action. VTCS terminates.

User Response. Report this problem to StorageTek software support, then recycle HSC/VTCS.

SLS6812E

UNABLE TO COMPLETE THE REBUILD OF CF STRUCTURE SSS. IXLREBLD
GAVE RC=X'CCCCCCC' RSN=X'SSSSSSS'

Explanation. VTCS was unable to inform MSP that the rebuild of coupling facility structure sss is complete, because it received unacceptable return/reason codes (X'ccccccc/X'sssssss') from the IXLREBLD (REQUEST=COMPLETE) macro.

System Action. VTCS terminates.

User Response. Report this problem to StorageTek software support, then recycle HSC/VTCS.

SLS6813E

REBUILD CLEANUP FAILED FOR CF STRUCTURE SSS. IXLEERSP GAVE RC=X'CCCCCCC' RSN=X'SSSSSSS'

Explanation. VTCS was unable to inform MSP that it had performed cleanup after the rebuild of coupling facility structure sss, because it received unacceptable return/reason codes (X'ccccccc/X'sssssss') from the IXLEERSP (EVENT=REBLDCLEANUP) Macro.

System Action. VTCS terminates.

User Response. Report this problem to StorageTek software support, then recycle HSC/VTCS.

SLS6814E

THE REBUILD OF CF STRUCTURE SSS FAILED

Explanation. VTCS was unable to rebuild the data maintained in storage on this host in coupling facility structure sss during structure rebuild.

System Action. VTCS issues an Abend, then terminates.

User Response. Report this problem to StorageTek software support, then recycle HSC/VTCS.

SLS6815I

THE REBUILD OF CF STRUCTURE SSS IS COMPLETE

Explanation. The rebuild of coupling facility structure sss has been completed successfully.

System Action. VTCS coupling facility processing continues against the rebuilt structure.

User Response. None.

SLS6816E

UNABLE TO STOP THE REBUILD OF CF STRUCTURE SSS. IXLEERSP GAVE RC=X'CCCCCCC' RSN=X'SSSSSSS'

Explanation. MSP informed VTCS that the rebuild of coupling facility structure sss should be stopped. VTCS was unable to acknowledge to MSP that the rebuild should stop, because it received unacceptable return/reason codes (X'ccccccc/X'sssssss') from the IXLEERSP (EVENT=REBLDSTOP) macro.

System Action. VTCS continues with the rebuild.

User Response. Report this problem to StorageTek software support.

SLS6817I

THE REBUILD OF CF STRUCTURE SSS HAS BEEN STOPPED

Explanation. MSP informed VTCS that the rebuild of coupling facility structure *sss* should be stopped. VTCS has successfully stopped the rebuild.

System Action. VTCS coupling facility processing continues against the original structure.

User Response. None.

SLS6818E

THE CDS CONTAINS AN UNRECOGNIZED FEATURE STRING (X'*hh*)

Explanation. The CDS uses a feature that was enabled by a PTF that has not been installed on this HSC/VTCS system. X'*hh*' shows the unsupported feature(s).

System Action. VTCS terminates.

User Response. Report this problem to StorageTek software support.

SLS6819I

DISCONNECTING FROM CF STRUCTURE SSS BECAUSE A REBUILD IS IN PROGRESS

Explanation. VTCS successfully connected to coupling facility structure *sss*, which is in the process of being rebuilt. The rebuild started before this host connected to the structure, making it impossible for this host to participate in the rebuild.

System Action. VTCS will disconnect from the coupling facility, then retry the connection at a later time.

User Response. None if VTCS stays connected to the structure once the rebuild is complete. Otherwise, report this problem to StorageTek software support.

SLS6820E

WRONG LENGTH MESSAGE (*LLL'**MMM'*) RECEIVED FROM HOST *HHHH* VIA CF STRUCTURE SSS

Explanation. VTCS received a host to host message from host *hhh* via coupling facility structure *sss*, but the message was not of the expected length. *lll* and *mmm* show the length and contents of the message.

System Action. VTCS ignores the host to host message.

User Response. Report this problem to StorageTek software support.

SPECIAL CONDITIONS

- ? If VTCS lock data is held in a Coupling Facility Structure (i.e. the VTCS configuration specifies LOCKSTR=*structure-name* on the GLOBAL statement):
 - ? The PTF that enables Coupling Facility access must be applied to **ALL** Hosts.

- ⌘ Hosts that do not have the PTF applied will be unable to process the CDS.
- ⌘ VTCS start-up in an HSC/VTCS address space will Abend U1096/X'6A24', or output message SLS6818E and then terminate.
- ⌘ VTCS utilities will terminate with RC=12 and message "SLS6606I CDS IS NOT CONFIGURED FOR VTCS" or message SLS6818E.
- ⌘ If VTCS lock data is held in the CDS (i.e. the VTCS configuration does not specify LOCKSTR=*structure-name* on the GLOBAL statement), the PTF that enables Coupling Facility access may be applied to no Hosts, some Hosts or all Hosts.

SLS6823E

UNABLE TO ACCESS MVC FOR RECALL OF VTV VVVVVVV.

Explanation. While attempting to recall VTV vvvvvv to satisfy a mount request, VTCS could not successfully mount an MVC to perform the recall. The primary MVC may have had mount failures or VTCS may not have been able to read the MVC. Other MVC copies were unavailable as no RTD access to them existed when the recall was attempted.

System Action. The recall/mount terminates.

User Response. Check the HSC logs to determine what errors caused the MVC mount or read failures. Determine why VTCS could not access other MVC copies in order to satisfy the VTV recall request. When the access problems to the MVC(s) have been corrected, issue a manual HSC mount command to re-drive the request. If the reason for the failure is not understood, contact StorageTek software support.

SLS6824I

Parse error in Management Policy file POLICYDD CCCCCCCC

Explanation. An error was detected while parsing the Management Polic file. This message will be followed by message SLS6874I detailing the precise error.

System Action. The current utility request is terminated.

User Response. Correct the Management Policy file definitions and rerun the utility request.

SLS6825E

CDS CONVERSION INCOMPLETE. RERUN CONFIG

Explanation. VTCS has determined that a CONFIG has been started on the CDS requiring conversion of the CDS. The CONFIG did not complete.

System Action. VTCS terminates.

User Response. The CONFIG must be rerun to complete the CDS conversion before other HSC functions can be run.

SLS6826I

CDS CONVERSION INCOMPLETE. CONFIG WILL COMPLETE CDS CONVERSION

Explanation. VTCS CONFIG has determined that a previous CONFIG has been started on the CDS which required conversion of the CDS. This CONFIG did not complete successfully.

System Action. CONFIG will complete the conversion of the CDS.

User Response. None.

SLS6827I

Invalid Archive/Reconil parameter *PPPPPPPP* value *CCCCCCCC*

Explanation. An error was detected while parsing the Archive/Reconil utility statement. Parameter *PPPPPPPP* contains an invalid value *CCCCCCCC*.

System Action. The current utility request is terminated.

User Response. Correct the parameter value and re-run the utility request.

SLS6828I

Unable to retrieve Management policies – no active HSC/VTCS system found

Explanation. The Archive/Reconil statement did not specify a management policy file (via POLICYDD), but no active HSC/VTCS system was found to obtain the Management policies.

System Action. The current utility request is terminated.

User Response. Ensure VTCS is active before running the utility request.

SLS6829I

AAAAAAA IN MANAGEMENT CLASSES NOT SUPPORTED BY HARDWARE

Explanation. One or many of the management class definitions specified the attribute AAAAAAA. Although this is supported by the CDS level, one or more of the VTSSs do not support this feature.

The attribute AAAAAAA can be one of "VTVPAGE(LARGE)", "MAXVTVSZ > 400MB" or "MAXVTVSZ > 800MB".

System Action. Defaults will be applied to any VTVs created with these management classes.

User Response. Some features will require upgrades to the microcode on the VTSSs in order for support to become available. Other features may be limited by the model type of the VTSS.

The output from the 'QUERY CONFIG' command will report the VTSS model and the ability of the VTSS to support the above features.

SLS6830E

CONFIGURATION QUERY OF LSM AA:LL (CONTAINING RTD DDDD) FAILED WITH RC=X'RRRRRRRR'

Explanation. VTCS invoked the HSC configuration query service to obtain information about LSM AA:LL (that contains RTD dddd). The query failed with Return Code X'rrrrrrrr'. The information would have been used by the RTD allocation routines, though VTCS is able to allocate RTDs without this information.

System Action. VTCS processing continues.

User Response. Report this problem to StorageTek software support.

SLS6831I

WAITING FOR VTSS *NNNNNNNN* TO COMPLETE INITIALIZATION

Explanation. VTCS is waiting for VTSS *nnnnnnnn* to complete initialization during HSC/VTCS start-up. The initialization of the VTSS must complete before virtual processing can commence.

System Action. VTCS will continue to wait for the initialization to complete. Check the HSC logs and SYSLOG to determine if any errors exist for VTD addresses associated with the VTSS. If any IOS*nnnn* messages exist for the VTD address(es) in question, determine if the errors are limited to a single path. If so, vary the affected path(s) offline. If the errors appear to affect all paths, a Vary *nnnn*,OFFLINE,FORCE command can be issued to attempt to bypass the device. Once the problem has been corrected, the device can be brought back online. It should not be necessary to re-start HSC/VTCS once the errors have been corrected and the VTD addresses are properly online. If the VTSS was taken offline, a VT Vary VTSS(*nnnnnnnn*) ONline can be issued to bring the VTSS online. If the errors cannot be resolved, contact StorageTek support for assistance.

SLS6832I

ADDITIONAL COPIES OF VTV *VVVVVV* RETAINED BECAUSE OF STATUS CHANGE

Explanation. When performing a recall of VTV *VVVVVV*, there was an additional requirement to delete copies of the VTV from other MVCs. A check has failed at this point because the status of the VTV had changed since the command was originally issued.

System Action. Processing continues without the copies of the VTV having been deleted. This may result in subsequent errors or retry conditions.

User Response. This is only a warning. Because there is a significant delay between the validation performed when the command was issued and the time at which the deletion is attempted, it is quite possible for another request to update the VTV record and thus invalidate the original reason for the delete.

SLS6833I

VTV *vvvvvv* deleted from MVC *mvclist*

Explanation. VTV *vvvvvv* has been deleted from the VTSS and logically deleted from the MVC(s) specified in *mvclist*.

System Action. VTCS continues with the next VTV to be processed.

User Response. No action necessary.

SLS6834I

VTV *vvvvvv* deleted

Explanation. VTV *vvvvvv* has been deleted from the VTSS.

System Action. VTCS continues with the next VTV to be processed.

User Response. No action necessary.

SLS6835I

VTV *vvvvvv* excluded - referenced within *nnn* days

Explanation. VTV *vvvvvv* has not been selected for deletion as it has been referenced within *nnn* days. *nnn* is the period of grace supplied via the NOTREF parameter, and signifies that VTVs that have been referenced within this period are not to be considered for deletion.

System Action. VTCS continues with the next VTV to be processed.

User Response. No action necessary.

SLS6836I

Duplicate scratch pool *pppp* ignored

Explanation. Scratch pool *pppp* has been specified more than once in the SCRPOOL parameter within the DELETSCR command. It has been detected more than once, but will only be processed once.

Explanation. VTCS continues with the next scratch pool in the list.

User Response. No action necessary.

SLS6837E

Error updating VTV *vvvvvv*

Explanation. An unexpected response was received when attempting to write the VTV record back to the database.

System Action. VTCS terminates the request, and supplies return code 12.

User Response. Contact StorageTek software support.

SLS6838E

Unable to retrieve record for VTV *vvvvvv*

Explanation. An unexpected response was received when attempting to retrieve the VTV record from the database.

Explanation. VTCS terminates the request, and supplies return code 12.

User Response. Contact StorageTek software support.

SLS6839E

Error logically deleting VTV *vvvvvv* from MVC(s)

Explanation. An unexpected response was received when attempting to logically delete VTV *vvvvvv* from MVCs to which the VTV has been migrated.

System Action. VTCS terminates the request, and supplies return code 12.

User Response. Contact StorageTek software support.

SLS6840I

Scratch pool definitions changed during program execution - could not locate Scratch pool *pppp*

Explanation. VTCS detects when a resource (either a VTV or an MVC) is being used on either the same or a different host, waits until the resource becomes available, and then re-drives the request. Within this waiting interval, the scratch pool definitions have been re-loaded via the SCRPEDEF command, and the new definitions do not include the VTV that was being processed when the task was interrupted. VTCS cannot therefore re-establish the point from which to continue processing. See message SLS6841E for details of the VTV involved.

System Action. VTCS continues processing the request from the next supplied scratch pool, and supplies return code 4 on termination.

User Response. Either re-load the original scratch pool definitions, or amend the SCRPOOL parameter to include existing scratch pools, and re-run the DELETSCR utility.

SLS6841I

Scratch pool for VTV *vvvvvv* not found

Explanation. This message may be issued in conjunction with message SLS6840I and specifies the VTV that was contained in a scratch pool that has been removed from VTCS during program execution. If it was issued in conjunction with message SLS6840I, the scratch pool has been removed. If message SLS6840I was not issued, the scratch pool has been located, but re-defined to exclude the VTV.

System Action. VTCS continues processing the request from the next supplied scratch pool, and supplies return code 4 on termination.

User Response. Please see message help for message SLS6840I.

SLS6842E

Unable to delete VTV *vvvvv* from VTSS *ssss*

Explanation. An unexpected response was received when attempting to delete the VTV from a VTSS.

Explanation. VTCS terminates the request, and supplies return code 12.

User Response. Contact StorageTek software support.

SLS6843I

Unable to locate any VTVs in scratch pool *pppp*

Explanation. Either the named scratch pool has not been defined to HSC, or the scratch pool contains no VTVs.

System Action. VTCS ignores the unidentified scratch pool, continues processing any remaining scratch pools supplied to the utility, and supplies return code 4.

User Response. Remove or correct the unidentified scratch pool and re-submit the utility if necessary.

SLS6844E

Invalid range *vvvvv1* - *vvvvv2* specified

Explanation. The range of volumes *vvvvv1* - *vvvvv2* specified in the utility does not constitute a valid volume range.

System Action. The utility will fail and supply return code 12.

User Response. Correct the volume range in error and re-submit the utility.

SLS6845E

NO VALID MVCPOOLS HAVE BEEN DEFINED

Explanation. No valid MVC Pools have been defined via the VT MVCDEF command. This is due to one of the following reasons:

- ? VT MVCDEF was not specified in SLSSYS*xx* and has never been entered as an operator command.
- ? VT MVCDEF was specified in SLSSYS*xx* or entered as an operator command, but the MVC Pool(s) were not installed (and valid MVC Pool(s) have not been installed previously).
- ? VT MVCDEF was specified in SLSSYS*xx* or entered as an operator command. The MVC Pool(s) were installed, but none of the volumes specified in the MVC Pool(s) are defined as MVCs in the VTCS Configuration (on MVCVOL statement(s)).

System Action. VTCS processing continues, though processing will be severely impacted due to an inability to migrate VTVs.

User Response.

- ⌘ If VT MVCDEF was not specified in SLSSYSxx and has never been entered as an operator command, define one/more valid MVC Pool(s) then issue the VT MVCDEF command to load the MVC Pool definitions.
- ⌘ If VT MVCDEF was specified in SLSSYSxx or entered as an operator command but the MVC Pool(s) were not installed, determine and correct the reason for the MVC Pool(s) not being installed (e.g. a syntax error in the command or the definition of the MVC Pool(s)).
- ⌘ Then issue the VT MVCDEF command to reload the MVC Pool definitions.
- ⌘ If VT MVCDEF was specified in SLSSYSxx or entered as an operator command and the MVC Pool(s) were installed but did not specify MVCs, ensure that the volumes specified in the MVC Pool(s) are defined as MVCs in the VTCS Configuration (on MVCVOL statement(s)). Then issue the VT MVCDEF command to reload the MVC Pool definitions.

SLS6846W

NO DEFAULT MVCPOOL (DEFAULTPOOL) HAS BEEN DEFINED

Explanation. All MVC Pool(s) defined via the VT MVCDEF command are named MVC Pool(s) (of the format MVCPool Volser(vvvvvv) NAME(ppp) ...). There are no unnamed MVC Pool(s) defined (of the format MVCPool Volser(vvvvvv) ..., without the NAME(ppp) parameter). VTCS gives the name DEFAULTPOOL to the pool of MVCs that are specified in unnamed MVC Pool(s).

This pool is used when migrating:

- ⌘ VTVs that do not have a Management Class assigned (in which case the Storage Class name will be that of the VTSS from which the VTVs are being migrated), or
- ⌘ To a Storage Class that does not specify an MVC Pool, or
- ⌘ To Storage Class !ERROR (which occurs when a VTV has an undefined Management Class).

All such migrations will fail if the DEFAULTPOOL is not defined.

Even when not strictly necessary, it is useful to have a DEFAULTPOOL defined to allow for error situations.

System Action. VTCS processing continues.

User Response. Review the Storage Class definitions.

- ⌘ If all Storage Classes specify an MVC Pool, a DEFAULTPOOL is not required but may still be defined to allow for error situations.
- ⌘ If any Storage Class does not specify an MVC Pool, a DEFAULTPOOL is required.

If a DEFAULTPOOL is required (or desired to allow for error situations), define one/more unnamed MVC Pool(s) (of the format MVCPool Volser(vvvvvv) ..., without the NAME(ppp) parameter).

Then issue the VT MVCDEF command to reload the MVC Pool definitions.

SLS6847W

MVCPOOL PPP CONTAINS NO VOLUMES THAT ARE DEFINED AS MVCs

Explanation. None of the volumes specified in MVC Pool *ppp* are defined as MVCs in the VTCS Configuration (on MVCVOL statement(s)). All migrations that request an MVC from this MVC Pool will fail.

System Action. VTCS processing continues, but ignores the definition of MVC Pool *ppp*.

User Response. Correct or remove the definition of MVC Pool *ppp*, then issue the VT MVCDEF command to reload the MVC Pool definitions.

The definition should only be removed if this is not the DEFAULTPOOL and no Storage Classes specify this MVC Pool.

SLS6848W

STORCLAS *SSS* INDICATES MVCS ARE TO BE SELECTED FROM UNDEFINED MVCPOOL *PPP*

Explanation. Storage Class *sss* specifies/implies that MVCs are to be selected from MVC Pool *ppp*, but that MVC Pool is not defined.

The presence/absence of the MVCPool(*ppp*) parameter on the Storage Class definition indicates the MVC Pool from which MVCs are to be selected when migrating to that Storage Class.

- ? If the definition of Storage Class *sss* is of the format STORclas NAME(*sss*) MVCPool(*ppp*) ..., MVCs are to be selected from MVC Pool *ppp*.
- ? If the definition of Storage Class *sss* is of the format STORclas NAME(*sss*)... (without the MVCPool(*ppp*) parameter), MVCs are to be selected from MVC Pool DEFAULTPOOL.

VTCS gives the name DEFAULTPOOL to the pool of MVCs that are specified in unnamed MVC Pool(s) (of the format MVCPool Volser(*vvvvvv*) ..., without the NAME(*ppp*) parameter.

All migrations to Storage Class *sss*, or that request an MVC from this MVC Pool, will fail.

System Action. VTCS processing continues.

User Response. If the MVC Pool specified/IMPLIED by the definition of Storage Class *sss* is correct, add the definition of MVC Pool *ppp* to the MVC Pools then issue the VT MVCDEF command to reload the MVC Pool definitions.

If the MVC Pool specified/IMPLIED by the definition of Storage Class *sss* is incorrect, correct the definition of Storage Class *sss* then issue the MGMTDEF command to reload the Storage Class definitions.

SLS6849W

THERE ARE NO MVCS IN MVCPOOL *PPP* WITH THE MEDIA SPECIFIED ON STORCLAS *SSS*

Explanation. The definition of Storage Class *sss* indicates that MVCs selected for migration to that Storage Class must have specific media and be in MVC Pool *ppp*.

MVC Pool *ppp* is defined, but none of the MVCs in MVC Pool *ppp* have the specified media.

All migrations to Storage Class *sss* will fail. The media is specified by the MEDIA(*media-value*(s)) parameter on the Storage Class definition.

The presence/absence of the MVCPool(*ppp*) parameter on the Storage Class definition indicates the MVC Pool to be used.

- ? If the definition of Storage Class *sss* is of the format STORclas NAME(*sss*) MVCPool(*ppp*) ..., MVCs are to be selected from MVC Pool *ppp*.
- ? If the definition of Storage Class *sss* is of the format STORclas NAME(*sss*) ... (without the MVCPool(*ppp*) parameter), MVCs are to be selected from MVC Pool DEFAULTPOOL.

VTCS gives the name DEFAULTPOOL to the pool of MVCs that are specified in unnamed MVC Pool(s) (of the format MVCPool Volser(vvvvvv) ..., without the 'NAME(ppp)' parameter).

System Action. VTCS processing continues.

User Response. If Storage Class *sss* specifies the correct media and specifies/implies the correct MVC Pool, correct the definition of MVC Pool *ppp* to include MVCs of the requested media then issue the VT MVCDEF command to reload the MVC Pool definitions.

If Storage Class *sss* specifies the incorrect media and/or specifies/implies the incorrect MVC Pool, correct the definition of Storage Class *sss* then issue the MGMTDEF command to reload the Storage Class definitions.

SLS6850E

STORCLAS SSS SPECIFIES UNKNOWN MEDIA X'NN'

Explanation. VTCS was unable to determine the media specified by Storage Class *sss*. X'*nn*' shows the code used within VTCS to describe this media type.

System Action. VTCS processing continues, ignoring the unknown media.

User Response. Report this problem to StorageTek software support.

SLS6851W

THERE ARE NO RTDS IN XXX CAPABLE OF WRITING THE MEDIA SPECIFIED ON STORCLAS SSS

Explanation. If *xxx* in the message is 'ACS *aa*', the definition of Storage Class *sss* is of the format STORclas NAME(*sss*) MEDIA(*mmm*) ACS(*aa*) ... but there are no RTDs in ACS *aa* capable of writing the specified media.

If *xxx* in the message is 'the configuration', the definition of Storage Class *sss* is of the format STORclas NAME(*sss*) MEDIA(*mmm*) ... (without the ACS(*aa*) parameter) but there are no RTDs in the configuration capable of writing the specified media.

All migrations to Storage Class *sss* will fail.

System Action. VTCS processing continues.

User Response. Correct or remove the media and/or ACS specified on the definition of Storage Class *sss* in line with the media and ACSs that are supported by available RTDs, then issue the MGMTDEF command to reload the Storage Class definitions.

SLS6852I

STORCLAS INFORMATION:

Explanation. Displays the response to a VT D STORCLas(*sss*) command. The output shows:

- ? The media, ACS, MVC Pool and device type(s) specified/IMPLIED by the definition of Storage Class *sss*.
- ? Any incompatibilities between the media/device type(s) required when migrating to this Storage Class and the media/device type(s) available.

The VTVs awaiting auto/immediate migration from any VTSS to this Storage Class.

The following will/may be displayed:

- ? 'Summary of storage class *sss*:' is output to show the Storage Class (*sss*) being displayed.

- ⌘ 'MVCs must be in ACS *aad* and MVCPOOL *ppp* and be media type *mmm*' OR 'MVCs must be in MVCPOOL *ppp* and be media type *mmm*' OR 'MVCs must be in MVCPOOL *ppp*' is output to show the criteria that an MVC must satisfy in order to be used when migrating to this Storage Class. The criteria are taken/derived from the definition of Storage Class *sss*.
- ⌘ 'MVCPool *ppp* is not defined' is output only if the MVC Pool (*ppp*) specified/implied by Storage Class *sss* is undefined.
- ⌘ 'The MVCs in MVCPool *ppp* are only of media type *mmm*' is output only if there is no overlap between the media (*mmm*) of the MVCs in MVC Pool *ppp* and the media required when migrating to this Storage Class.
- ⌘ 'MVCPool *ppp* contains no free MVCs (in any ACS/in ACS *aa*) (with the specified media)' is output only if MVC Pool *ppp* contains MVCs with the media required when migrating to this Storage Class, but none of the MVCs are free (empty).

Migration to this Storage Class can be successful even if this message is output, as partially full (Used) MVCs of Storage Class *sss* can be used (if there are any with the specified media and/or ACS).

- ⌘ 'RTDs can be any device type' OR 'RTDs must be device type *ddd*' is output to show the device type(s) that an RTD must have in order to be used when migrating to this Storage Class.

The device type(s) are derived from the media specified/implied by Storage Class *sss*.

- ⌘ 'There are no RTDs defined in the configuration/ACS *aa*' is output only if there are no RTDs connected to any VTSS (in ACS *aa*).

If Storage Class *sss* specifies 'ACS(*aa*)', only ACS *aa* is checked for RTDs connected to a VTSS.

If Storage Class *sss* does not specify an ACS, all ACSs are checked for RTDs connected to a VTSS.

- ⌘ 'The RTDs defined in the configuration/ACS *aa* are only of device type *ddd*' is output only if there is no overlap between the device type(s) (*ddd*) of the RTDs connected to any VTSS (in ACS *aa*) and the device type(s) required when migrating to this Storage Class.

If Storage Class *sss* specifies 'ACS(*aa*)', only RTDs in ACS *aa* that are connected to a VTSS are checked.

If Storage Class *sss* does not specify an ACS, all RTD that are connected to a VTSS are checked.

- ⌘ 'VTSS *ttt* has no RTDs defined (in ACS *aa*)' is output only if there are no RTDs connected to VTSS *ttt* (in ACS *aa*).

'(in ACS *aa*)' is output only if Storage Class *sss* specifies 'ACS(*aa*)'.

If Storage Class *sss* specifies 'ACS(*aa*)', only ACS *aa* is checked for RTDs connected to VTSS *ttt*.

If Storage Class *sss* does not specify an ACS, all A are checked for RTDs connected to VTSS *ttt*.

- ⌘ 'The RTDs connected to VTSS *ttt* (in ACS *aa*) are only of device type *ddd*' is output only if there is no overlap between the device type(s) (*ddd*) of the RTDs connected to VTSS *ttt* (in ACS *aa*) and the device type(s) required when migrating to this Storage Class.

'(in ACS *aa*)' is output only if Storage Class *sss* specifies 'ACS(*aa*)'.

If Storage Class *sss* specifies 'ACS(*aa*)', only RTDs in ACS *aa* that are connected to VTSS *ttt* are checked.

If Storage Class *sss* does not specify an ACS, all RTDs that are connected to VTSS *ttt* are checked.

- ? 'VTSS *ttt* has no suitable RTD online (in ACS *aa*)' is output only if there are RTDs connected to VTSS *ttt* (in ACS *aa*) with the device type(s) required when migrating to this Storage Class, but none of the RTDs are online.

'(in ACS *aa*)' is output only if Storage Class *sss* specifies 'ACS(*aa*)'.

If Storage Class *sss* specifies 'ACS(*aa*)', only RTDs in ACS *aa* that are connected to VTSS *ttt* are checked.

If Storage Class *sss* does not specify an ACS, all RTDs that are connected to VTSS *ttt* are checked.

- ? 'There are no VTVs queued for auto/immediate migration' is output only if there are no VTVs queued for auto/immediate migration (or that failed auto-migration previously) to this Storage Class from any VTSS.

- ? 'There are *nn* VTVs awaiting auto-migration from VTSS *ttt*' is output only if there are VTVs awaiting auto-migration to this Storage Class from VTSS *ttt*.

If the DETail and/or MAXvtv parameters were specified, the VTV volsers will be listed.

- ? 'There are *nn* VTVs awaiting immediate migration from VTSS *ttt*' is output only if there are VTVs awaiting immediate migration to this Storage Class from VTSS *ttt*.

- ? If the DETail and/or MAXvtv parameters were specified, the VTV volsers will be listed.

- ? 'There are *nn* VTVs that failed auto-migration from VTSS *ttt*' is output only if there are currently no VTVs awaiting auto-migration to this Storage Class from VTSS *ttt*, but there were VTVs that failed auto-migration to this Storage Class from VTSS *ttt* previously.

- ? If the DETail and/or MAXvtv parameters were specified, the date and time of the previous failure and the VTV volsers will be listed.

- ? '(This list was in use when migration failed at dtm)' is output after 'There are *nn* VTVs that failed auto-migration from VTSS *ttt*' if the DETail and/or MAXvtv parameters were specified, to show the date and time (dtm) of the previous auto-migration failure.

- ? '*volsr1, volsr2, volsr3, ... , volsr8*' OR '*volsr1* with MGMTCLAS *mgmt1*, *volsr2* with MGMTCLAS *mgmt2*' is output only if the DETail and/or MAXvtv parameters were specified and there are VTVs awaiting auto/immediate migration (or previously failed auto-migration) from VTSS *ttt*.

The volser (and Management Class if it has one) of each VTV is listed, up to the display limit (set by MAXvtv(*nnnn*) or the default limit).

System Action. None.

User Response. None.

SLS6853E

MIGRATION FAILED STORAGE CLASS: *SSS* ACS: *AA* VTSS: *TTT* - MVCPOOL *PPP* IS NOT DEFINED

Explanation. VTCS was attempting to migrate to Storage Class *sss*, but was unable to select an MVC because the MVC Pool (*ppp*) specified/implied by the Storage Class is not defined.

Message SLS6860I, output after this message, shows the definition of Storage Class *sss* (including the MVC Pool specified/implied).

The presence/absence of the MVC Pool(*ppp*) parameter on the Storage Class definition indicates the MVC Pool to be used.

- ? If the definition of Storage Class *sss* is of the format STORclas NAME(*sss*) MVCPool(*ppp*) ..., MVCs are to be selected from MVC Pool *ppp*.

- ? If the definition of Storage Class *sss* is of the format *STORclas NAME(sss) ...* (without the *MVCPool(ppp)* parameter), MVCs are to be selected from MVC Pool *DEFAULTPOOL*.

VTCS gives the name *DEFAULTPOOL* to the pool of MVCs that are specified in unnamed MVC Pool(s) (of the format *MVCPool Volser(vvvvvv) ...*, without the '*NAME(ppp)*' parameter).

The *VTV(s)* are being migrated from *VTSS ttt* to *MVC(s)* in *ACS aa* (*ACS FF* indicates any *ACS*).

System Action. For demand migration, the migration is terminated. For immediate or automatic migration, the migration will be retried.

User Response. If the MVC Pool specified/implied by the definition of Storage Class *sss* is correct, add the definition of MVC Pool *ppp* to the MVC Pools then issue the *VT MVCDEF* command to reload the MVC Pool definitions.

If the MVC Pool specified/implied by the definition of Storage Class *sss* is incorrect, correct the definition then issue the *MGMTDEF* command to reload the Storage Class definitions.

SLS6854E

MIGRATION FAILED STORAGE CLASS: *SSS ACS: AA VTSS: TTT - NO* *MVCS*
 FOUND FOR SPECIFIED MEDIA

Explanation. VTCS was attempting to migrate to Storage Class *sss*, but was unable to select an MVC because the *MVCPool (ppp)* specified/implied by the Storage Class contains no MVCs in *ACS aa* of the media specified by the Storage Class.

If the definition of the Storage Class does not specify an *MVCPool*, *DEFAULTPOOL* is implied. VTCS gives the name *DEFAULTPOOL* to the pool of MVCs that are specified in unnamed *MVCPool(s)*.

Message SLS6860I, output after this message, shows the definition of Storage Class *sss*.

The *VTV(s)* are being migrated from *VTSS ttt* to *MVC(s)* in *ACS aa* (*ACS FF* indicates any *ACS*).

System Action. For demand migration, the migration is terminated. For immediate or automatic migration, the migration will be retried.

User Response.

- ? Check the number/media of MVCs in *MVCPool ppp*.
- ? The *VT QU MVCP NAME(ppp)* command can be entered to display the number and type of each media present, by *ACS*, in *MVCPool ppp*.
- ? Check that all MVCs defined in *MVCPool ppp* are also defined in the configuration (on the *MVCVOL* statement(s)). MVCs will be used only if they are defined within both the *MVCPool* and the configuration. If necessary, make changes to the configuration (*MVCVOL* statement(s)).

- ? Check the status of MVCs in *MVCPool ppp*. Check for MVCs in *MVCPool ppp* that are the requested media and are in *ACS aa* and have read-only, ejected or data-check status.

The MVC cache, a storage area maintained by VTCS to provide a fast look-up of MVC attributes when selecting an MVC for migration, does not record the media of MVCs that have read-only, ejected or data-check status.

If necessary, change the status of the read-only or ejected MVCs.

- ? If MVCs have recently been added to *MVCPool ppp*, check the system security product.

If MVCs that are the requested media and are in *ACS aa* have recently been added to *MVCPool ppp* (particularly if they have never been written to), check that the system security product allows write access to the MVCs.

The MVC cache (see above) does not record the media of MVCs that the system security product denies write access to.

If necessary, make changes to the system security product definitions.

- ? Check the definition of Storage Class *sss*.
 - ? In particular, check the MEDIA(*mmm*) specified and the presence/absence of the MVCPool(*ppp*) parameter (if MVCPool(*ppp*) is not specified, MVCpool DEFAULTPOOL is used).
 - ? The VT Display STORCL(*sss*) command can be entered to display the Storage Class definition and each media type present in MVCPool *ppp*.
 - ? If the definition of Storage Class *sss* is incorrect, correct the definition then issue the MGMTDEF command to reload the Storage Class definitions.
 - ? If the definition of Storage Class *sss* is correct, add more MVCs with the requested media within the specified ACS to MVCPool *ppp* then issue the VT MVCDEF command to reload the MVCPool definitions.

SLS6855E

MIGRATION FAILED STORAGE CLASS: SSS ACS: AA VTSS: TTT - NO MVCs
FOUND FOR SPECIFIED MEDIA/SC/ACS

Explanation. VTCS was attempting to migrate to Storage Class *sss*, but was unable to select an MVC because the MVCPool (*ppp*) specified/implied by the Storage Class contains MVCs of the media specified by the Storage Class, but those MVCs:

- ? Were not in ACS *aa*, and/or
- ? Were in ACS *aa* but there are no online RTDs in ACS *aa* connected to VTSS *ttt* that can write the specified media, and/or
- ? Could not be selected for migrations to Storage Class *sss*.

An MVC can be selected for migration to Storage Class *sss* only if it is empty (Free) or if it is partially full (Used) of VTVs that were migrated to Storage Class *sss*.

An MVC can not be selected for migration to Storage Class *sss* if it is partially full of VTVs that were migrated to a different Storage Class.

If the definition of the Storage Class does not specify an MVCPool, DEFAULTPOOL is implied. VTCS gives the name DEFAULTPOOL to the pool of MVCs that are specified in unnamed MVCPool(s).

Message SLS6860I, output after this message, shows the definition of Storage Class *sss*.

The VTV(s) are being migrated from VTSS *ttt* to MVC(s) in ACS *aa* (ACS FF indicates any ACS).

System Action. For demand migration, the migration is terminated. For immediate or automatic migration, the migration will be retried.

User Response.

- ? Check the RTDs in ACS *aa*.

Ensure there are RTDs online in ACS *aa* that can write the specified media. If necessary, vary online a suitable RTD.
- ? Check the number/media of MVCs in MVCPool *ppp*.

The VT QU MVCP NAME(*ppp*) command can be entered to display the number and type of each media present, by ACS, in MVCPool *ppp*.
- ? Check the status of MVCs in MVCPool *ppp*.

Check for MVCs in MVCPool *ppp* that are the requested media and are in ACS *aa* and have read-only, ejected or data-check status.

The MVC cache, a storage area maintained by VTCS to provide a fast look-up of MVC attributes when selecting an MVC for migration, does not record the media of MVCs that have read-only, ejected or data-check status.

If necessary, change the status of the read-only or ejected MVCs.

- ? If MVCs have recently been added to MVCPool *ppp*, check the system security product.

If MVCs that are the requested media and are in ACS *aa* have recently been added to MVCPool *ppp* (particularly if they have never been written to), check that the system security product allows write access to the MVCs.

The MVC cache (see above) does not record the media of MVCs that the system security product denies write access to.

If necessary, make changes to the system security product definitions.

- ? Check the definition of Storage Class *sss*.

Check the MEDIA(*mmm*) and ACS(*aa*) specified and the presence/absence of the MVCPool(*ppp*) parameter (if MVCPool(*ppp*) is not specified, MVCpool DEFAULTPOOL is used).

The VT Display STORCL(*sss*) command can be entered to display the Storage Class definition and each media type present in MVCPool *ppp*.

If the definition of Storage Class *sss* is incorrect, correct the definition then issue the MGMTDEF command to reload the Storage Class definitions.

If the definition of Storage Class *sss* is correct:

- ? Add more MVCs that are the specified media and are within ACS *aa* to MVCPool *ppp* then issue the VT MVCDEF command to reload the MVCPool definitions, and/or
- ? If possible, use RECLaim to free up some MVCs that are the specified media and are within ACS *aa*.

SLS6856E

MIGRATION FAILED STORAGE CLASS: SSS ACS: AA VTSS: TTT - NO USABLE
MVCS FOUND FOR SPECIFIED MEDIA/SC/ACS

Explanation. VTCS was attempting to migrate to Storage Class *sss*, but was unable to select an MVC because the MVCPool (*ppp*) specified/implied by the Storage Class contains MVCs, of the specified media in ACS *aa*, that can be used for migrations to Storage Class *sss*, but those MVCs were unusable. Reasons for an MVC being unusable include:

- ? The MVC is full.
- ? The MVC contains insufficient free space to contain the VTV being migrated.

If the definition of the Storage Class does not specify an MVCPool, DEFAULTPOOL is implied. VTCS gives the name DEFAULTPOOL to the pool of MVCs that are specified in unnamed MVCPool(s).

Message SLS6860I, output after this message, shows the definition of Storage Class *sss*.

The VTV(s) are being migrated from VTSS *ttt* to MVC(s) in ACS *aa* (ACS FF indicates any ACS).

System Action. For demand migration, the migration is terminated. For immediate or automatic migration, the migration will be retried.

User Response.

- ⌘ Check the RTDs in ACS *aa*.

Ensure there are RTDs online in ACS *aa* that can write the specified media. If necessary, vary online a suitable RTD.
- ⌘ Check the number/media of MVCs in MVCPool *ppp*.

The VT QU MVCP NAME(*ppp*) command can be entered to display the number and type of each media present, by ACS, in MVCPool *ppp*.
- ⌘ Check the status of MVCs in MVCPool *ppp*.

Check for MVCs in MVCPool *ppp* that are the requested media and are in ACS *aa* and have read-only, ejected or data-check status.

The MVC cache, a storage area maintained by VTCS to provide a fast look-up of MVC attributes when selecting an MVC for migration, does not record the media of MVCs that have read-only, ejected or data-check status.

If necessary, change the status of the read-only or ejected MVCs.
- ⌘ If MVCs have recently been added to MVCPool *ppp*, check the system security product.

If MVCs that are the requested media and are in ACS *aa* have recently been added to MVCPool *ppp* (particularly if they have never been written to), check that the system security product allows write access to the MVCs.

The MVC cache (see above) does not record the media of MVCs that the system security product denies write access to.

If necessary, make changes to the system security product definitions.
- ⌘ Check the definition of Storage Class *sss*.

Check the MEDIA(*mmm*) and ACS(*aa*) specified and the presence/absence of the MVCPool(*ppp*) parameter (if MVCPool(*ppp*) is not specified, MVCpool DEFAULTPOOL is used).

The VT Display STORCL(*sss*) command can be entered to display the Storage Class definition and each media type present in MVCPool *ppp*.

If the definition of Storage Class *sss* is incorrect, correct the definition then issue the MGMTDEF command to reload the Storage Class definitions.

If the definition of Storage Class *sss* is correct:

 - ⌘ Add more MVCs that are the specified media and are within ACS *aa* to MVCPool *ppp* then issue the VT MVCDEF command to reload the MVCPool definitions, and/or
 - ⌘ If possible, use RECLaim to free up some MVCs that are the specified media and are within ACS *aa*.

SLS6857E

MIGRATION FAILED STORAGE CLASS: SSS ACS: AA VTSS: TTT - NO RTDS FOR REQUESTED MEDIA AND ACS

Explanation. VTCS was attempting to migrate to Storage Class *sss*, but was unable to find an RTD that:

- ⌘ Is within the specified ACS(s), and
- ⌘ Is connected to VTSS *ttt*, and
- ⌘ Can write the media requested by the Storage Class.

Message SLS6860I, output after this message, shows the definition of Storage Class *sss*.

The VTV(s) are being migrated from VTSS *ttt* to MVC(s) in ACS *aa* (ACS FF indicates any ACS).

System Action. For demand migration, the migration is terminated. For immediate or automatic migration, the migration will be retried.

User Response. Change the media and/or ACS specified in the definition of Storage Class *sss* in line with the RTDs that are connected to VTSS *ttt*, then issue the MGMTDEF command to reload the Storage Class definitions.

SLS6858E

MIGRATION FAILED STORAGE CLASS: SSS ACS: AA VTSS: TTT - ALL RTDS FOR REQUESTED MEDIA AND ACS ARE OFFLINE

Explanation. VTCS was attempting to migrate to Storage Class *sss*, but was unable to find an online RTD that:

- ? Is within the specified ACS(s), and
- ? Is connected to VTSS *ttt*, and
- ? Can write the media requested by the Storage Class.

Message SLS6860I, output after this message, shows the definition of Storage Class *sss*.

The VTV(s) are being migrated from VTSS *ttt* to MVC(s) in ACS *aa* (ACS FF indicates any ACS).

System Action. For demand migration, the migration is terminated. For immediate or automatic migration, the migration will be retried.

User Response. Issue the VT VARY RTD(*rrrr*) ONLINE command to bring online an RTD that:

- ? Is within the ACS(s) specified on the Storage Class definition (if applicable), and
- ? Is connected to VTSS *ttt*, and
- ? Can write the media requested by the Storage Class.

SLS6859E

MIGRATION FAILED STORAGE CLASS: SSS ACS: AA VTSS: TTT - UNKNOWN REASON (X'NN')

Explanation. VTCS was attempting to migrate to Storage Class *sss*, but was unable to select an MVC due to an internal error reason (X'*nn*').

The VTV(s) are being migrated from VTSS *ttt* to MVC(s) in ACS *aa* (ACS FF indicates any ACS).

System Action. For demand migration, the migration is terminated. For immediate or automatic migration, the migration will be retried.

User Response. Report this problem to StorageTek software support.

SLS6860I

ADDITIONAL INFORMATION:

Explanation. Output after any message that indicates a failure to select an MVC for migration (SLS6853E-SLS6859E), to give additional information that may be of use in determining why the failure occurred.

The output shows:

- ? The media, ACS, MVC Pool and device type(s) specified/implied by the definition of Storage Class *sss*.
- ? Any incompatibilities between the media/device type(s) required when migrating to this Storage Class and the media/device type(s) available.

- ? The next VTV scheduled for auto/immediate/demand migration from VTSS *ttt* to this Storage Class.

The following will/may be displayed:

- ? 'Storage Class: *sss* ACS: *aa* VTSS: *ttt*' is output so that this message may be related to the SLS6853E-SLS6859E message issued previously which also outputs this information.
- ? 'Next auto-migration VTV: *vvvvvv* (with MGMTCLAS *cccccccc*)' is output to show the volser (*vvvvvv*) and Management Class (*cccccccc*, if the VTV has one) of the next VTV scheduled for auto-migration from VTSS *ttt* (if applicable).
- ? 'Next immediate migration VTV: *vvvvvv* (with MGMTCLAS *cccccccc*)' is output to show the volser (*vvvvvv*) and Management Class (*cccccccc*, if the VTV has one) of the next VTV scheduled for immediate migration from VTSS *ttt* (if applicable).
- ? 'Next migration VTV: *vvvvvv* (with MGMTCLAS *cccccccc*)' is output to show the volser (*vvvvvv*) and Management Class (*cccccccc*, if the VTV has one) of the next VTV scheduled for demand migration from VTSS *ttt* (if applicable).

Note – By the time migration to Storage Class *sss* from VTSS *ttt* is next successful, VTCS may select a VTV other than the one listed under 'Next (auto/immediate) migration VTV:' as being the next one to be migrated).

- ? 'MVC must be in ACS *aa* and MVCPOOL *ppp* and be media type *mmm*' OR 'MVC must be in MVCPOOL *ppp* and be media type *mmm*' OR 'MVC must be in MVCPOOL *ppp*' is output to show the criteria that an MVC must satisfy in order to be used when migrating to this Storage Class. The criteria are taken/derived from the definition of Storage Class *sss*.

'ACS *aa*' is output only if Storage Class *sss* specifies 'ACS(*aa*)'.

'media type *mmm*' is output only if Storage Class *sss* specifies 'MEDIA(*mmm*)'.

'MVCPOOL *ppp*' is always output. If Storage Class *sss* does not specify an MVC Pool, DEFAULTPOOL is implied.

- ? 'MVCPool *ppp* is not defined' is output only if the MVCPool (*ppp*) specified/implied by Storage Class *sss* is undefined.
- ? 'RTD can be any device type' OR 'RTD must be device type *ddd*' is output to show the device type(s) that an RTD must have in order to be used when migrating to this Storage Class.

The device type(s) are derived from the media specified/implied by Storage Class *sss*.

- ? 'The MVCs in MVCPool *ppp* are only of media type *mmm*' is output only if there is no overlap between the media (*mmm*) of the MVCs in MVC Pool *ppp* and the media required when migrating to this Storage Class.
- ? 'MVCPool *ppp* contains no free MVCs (in any ACS/in ACS *aa*) (with the specified media)' is output only if MVC Pool *ppp* contains MVCs with the media required when migrating to this Storage Class, but none of the MVCs are free (empty).

Migration to this Storage Class can be successful even if this message is output, as partially full (Used) MVCs of Storage Class *sss* can be used (if there are any with the specified media and/or ACS).

- ? 'VTSS *ttt* has no RTDs defined (in ACS *aa*)' is output only if there are no RTDs connected to VTSS *ttt* (in ACS *aa*).

'(in ACS *aa*)' is output only if Storage Class *sss* specifies 'ACS(*aa*)'.

If Storage Class *sss* specifies 'ACS(*aa*)', only ACS *aa* is checked for RTDs connected to VTSS *ttt*.

If Storage Class *sss* does not specify an ACS, all ACSs are checked for RTDs connected to VTSS *ttt*.

- ⌘ 'The RTDs connected to VTSS *ttt* (in ACS *aa*) are only of device type *ddd*' is output only if there is no overlap between the device type(s) (*ddd*) of the RTDs connected to VTSS *ttt* (in ACS *aa*) and the device type(s) required when migrating to this Storage Class.

'(in ACS *aa*)' is output only if Storage Class *sss* specifies 'ACS(*aa*)'.

If Storage Class *sss* specifies 'ACS(*aa*)', only RTDs in ACS *aa* that are connected to VTSS *ttt* are checked.

If Storage Class *sss* does not specify an ACS, all RTDs that are connected to VTSS *ttt* are checked.

- ⌘ 'VTSS *ttt* has no suitable RTD online (in ACS *aa*)' is output only if there are RTDs connected to VTSS *ttt* (in ACS *aa*) with the device type(s) required when migrating to this Storage Class, but none of the RTDs are online.

'(in ACS *aa*)' is output only if Storage Class *sss* specifies 'ACS(*aa*)'.

If Storage Class *sss* specifies 'ACS(*aa*)', only RTDs in ACS *aa* that are connected to VTSS *ttt* are checked.

If Storage Class *sss* does not specify an ACS, all RTDs that are connected to VTSS *ttt* are checked.

System Action. None

User Response. Use the original error message (SLS6853E-SLS6859E) and its help text and the information output by this message to diagnose why an MVC could not be selected for migration.

SLS6821I

MGMTCLAS/STORCLAS CCCCCCCC IS NOT DEFINED

Explanation. A Management or Storage Class filter CCCCCCCC was specified to the ARCHIVE/RECONCIL utility; however, the class is not defined either in the POLICYDD file or to the active VTCS system.

System Action. The current utility request is terminated.

User Response. Correct the filter class specification or ensure that the class is defined either to VTCS or in the POLICYDD file.

SLS6822I

MGMTCLAS CCCCCCCC DOES NOT SPECIFY ARCHIVE POLICES

Explanation. A Management Class filter CCCCCCCC was specified to the ARCHIVE utility; however, the class does not contain any Archive policies (ARCHAGE/ARCHPOL).

System Action. The current utility request is terminated.

User Response. Correct the filter class specification or ensure that the class specifies Archive policies.

SLS6863W

VTSSSEL FUNCTION *FFF* (RECORD *RRR*) SPECIFIES UNDEFINED MVCPOOL *PPP*

Explanation. A VTSSSEL rule for function *fff* specifies MVC Pool *ppp*, but that MVC Pool is not defined. The specification of this rule ends on record *rrr* within the MGMTDEF dataset.

System Action. VTCS processing continues.

User Response. If the MVC Pool specified by the VTSSSEL rule is correct, add the definition of MVC Pool *ppp* to the MVC Pools then issue the VT MVCDEF command to reload the MVC Pool definitions.

If the MVC Pool specified by the VTSSSEL rule is incorrect, correct the definition of the VTSSSEL rule then issue the MGMTDEF command to reload the VTSSSEL rules.

SLS6864E

SETTING THE VTCS STATUS TO SSSSSSSS FAILED WITH RC=X'RRRRRRRR'

Explanation. VTCS attempted to set its status in the CDS to *sssssss* (ACTIVE when initializing, INACTIVE when terminating), but the request failed with Return Code X'rrrrrrrr'.

System Action. VTCS terminates.

User Response. Report this problem to StorageTek software support.

SLS6865E

THE CDS HAS BEEN UPDATED WITH FEATURE(S) (X'HH') THAT ARE NOT SUPPORTED BY THIS VERSION OF CONFIG/DECOM

Explanation. A higher level system has updated the CDS with features (X'*hh*') that are not supported by this version of CONFIG/DECOM. HSC/VTCS at this version is able to run against the CDS.

System Action. The utility terminates with Return Code 12 for CONFIG or Return Code 8 for DECOM.

User Response. Use the latest version of CONFIG/DECOM to process the CDS.

SLS6866E

Manifest file contains unsupported data

Explanation. An attempt has been made to process data in a manifest file that was created from a later version of VTCS. The later version of VTCS has features that cannot be supported by earlier version(s) of VTCS.

System Action. The utility will fail and supply return code 8.

User Response. Either create data from an equivalent version of VTCS, or upgrade the receiving system to the appropriate level of VTCS.

SLS6867I

RTDS ARE NOW AVAILABLE THAT ARE CAPABLE OF WRITING THE MEDIA SPECIFIED ON ALL STORAGE CLASSES

Explanation. Message 'SLS6851W There are no RTDs in the configuration/ACS aa capable of writing the media specified on STORCLAS sss' was output earlier for one/more Storage Classes. That error no longer exists, due to changes in the device types available in the configuration/ACS aa.

System Action. VTCS processing continues.

User Response. None.

SLS6874I

ttt

Explanation. Output after message SLS6824I to detail the error found (ttt) in the Management Policy file definitions.

System Action. The current utility request is terminated.

User Response. Correct the Management Policy file definitions and rerun the utility request.

SLS6888E

CCCCCC OF MVC MMMMMM FAILED. NN VTV(S) NOT PROCESSED.

Explanation. Command *cccccc* (Drain/Reclaim) has started processing for MVC *mmmmmm* but has failed to process *nn* VTVs.

System Action. Drain or Reclaim ends with condition code 8.

User Response. See previous messages for the cause of the failures, such as SLS6640I or SLS6790I. Correct the errors and rerun the job.

SLS6892W

There are no RTDs in xxx capable of writing the media contained in MVCPool *ppp* (SC *sss*)

Explanation. Storage Class *sss* specifies/implies that MVCs are to be selected from MVCPool *ppp*.

If xxx in the message is 'ACS *aa*':

- ? The definition of Storage Class *sss* is of the format STORclas NAME(*sss*) ACS(*aa*)
- ? MVCPool *ppp* is defined, but none of the MVCs in MVCPool *ppp* have media that can be written by the RTDs in ACS *aa*.

If xxx in the message is 'the configuration':

- ? The definition of Storage Class *sss* is of the format STORclas NAME(*sss*) ... (without the ACS(*aa*) parameter).
- ? :MVCPool *ppp* is defined, but none of the MVCs in MVCPool *ppp* have media that can be written by the RTDs in the configuration.

The presence/absence of the MVCPOOL(*ppp*) parameter on the STORCLAS definition indicates the MVCPool from which MVCs are to be selected when migrating to that Storage Class.

If the definition of Storage Class *sss* is of the format STORclas NAME(*sss*) MVCPOOL(*ppp*) ..., MVCs are to be selected from MVCPool *ppp*.

If the definition of Storage Class *sss* is of the format STORclas NAME(*sss*) ... (without the MVCPOOL(*ppp*) parameter), MVCs are to be selected from MVCPool DEFAULTPOOL.

VTCS gives the name DEFAULTPOOL to the pool of MVCs that are specified in unnamed MVCPool(s) (of the format MVCPool Volser(*vvvvvv*) ..., without the NAME(*ppp*) parameter).

All migrations to Storage Class *sss*, or that request an MVC from this MVCPool, will fail.

System Action. VTCS processing continues.

User Response. If the STORCLAS definition specifies/implies the correct MVCPool, correct the definition of MVCPool *ppp* to include MVCs of media that can be written by the RTDs available in the configuration/ACS *aa* (as appropriate). Then issue the VT MVCDEF command to reload the MVCPool definitions.

If the STORCLAS definition specifies/implies the incorrect MVCPool, correct the Storage Class definition then issue the MGMTDEF command to reload the Storage Class definitions.

SLS6893I

There are no RTDs in the configuration capable of writing the media contained in the DEFAULTPOOL

Explanation. VTCS gives the name DEFAULTPOOL to the pool of MVCs that are specified in unnamed MVCPool(s) (of the format MVCPool Volser(*vvvvvv*) ..., without the 'NAME(*ppp*)' parameter).

The DEFAULTPOOL is defined, but none of the MVCs in DEFAULTPOOL have media that can be written by the RTDs in the configuration.

There are no STORCLAS definitions that imply the use of the DEFAULTPOOL, as all STORCLAS definitions are of the format STORclas NAME(sss) MVCPOOL(ppp) ...

VTCS has checked the MVCs in the DEFAULTPOOL because the DEFAULTPOOL will be used when migrating a VTV that has no MGMTCLAS or an undefined MGMTCLAS.

All migrations to this MVCPool will fail.

System Action. VTCS processing continues.

User Response. VT QU MVCP NAME(ALL) can be issued to display the media types in MVCPool DEFAULTPOOL.

VT QU CONFIG can be issued to display the RTD device types.

If it is possible that VTVs have/will be created without a MGMTCLAS, or with a MGMTCLAS that is undefined on this host (e.g. by being created on another host that uses different MGMTDEF definitions), correct the definition of the DEFAULTPOOL to include MVCs of media that can be written by the RTDs available in the configuration. Then issue the VT MVCDEF command to reload the MVCPool definitions.

SLS6898W

RTD RRRR device type of TTTTTTTT not verified. LSM AA:LL is offline

Explanation. VTCS has been unable to verify the device type of RTD RRRR since the containing LSM is offline. VTCS assumes the device is of the same type as it was the last time the LSM was online. If the device type is not a valid RTD device type, this message will be followed by message SLS6619E.

System Action: VTCS continues using the unverified device type.

User Response. The LSM should be varied online. If the device type is correct, no further action is required. If not, then the RTD should be varied online.

User Response. correct the storage class definition.

SLS6900I

SYNCH REPLICATION {SUCCESSFUL|FAILED|DROPPED} FOR VTV *vtvid* FROM VTSS *privtss* TO VTSS *secvtss*

Explanation. VTCS has discovered the synchronous replication attempt for VTV *vtvid* from primary VTSS *privtss* to secondary VTSS *secvtss* has either succeeded, failed or been dropped. A dropped condition exists when synchronous replication is initiated and either times out or does not report failed.

System Action. For successful VTV synchronous replications no further action is taken. If the attempt has failed or been dropped VTCS will recover the associated CLINK and secondary VTD and drive one asynchronous replication attempt for the failed VTV.

User Response. None.

SLS6903E

VTSS NNNNNNNN does not have 32 RTD support

Explanation. VTSS NNNNNNNN has been detected without 32 RTD support. An invalid configuration has been defined which contains either more than 16 RTD/CLinks or a channel interface address of *ci:n* where n is 2 or 3.

System Action: Initialization of the VTSS is terminated and HSC processing continues with the VTSS set 'not accessible'.

User Response. Correct the configuration parameters and rerun the CONFIG utility to redefine the VTCS configuration.

SLS6926I

VTSS NNNNNNNN DOES NOT SUPPORT THE MVC INITIALIZATION (WRITE NEW VOL1 LABEL) FEATURE.

Explanation. The MVC initialization feature has been requested but VTSS NNNNNNNN is at a microcode level that does not support this feature.

System Action. Processing continues, but MVC initialization cannot be performed from this VTSS.

User Response. If the MVC initialization feature is required then: Upgrade the VTSS to a supporting microcode level and recycle HSC/VTCS or vary the VTSS offline/online to activate the feature.

SLS6932E

Inventory syntax error: *RRR*

Explanation. The syntax of the INVENTORY utility printed prior to this message contains error *RRR*:

- ? The value of CDScheck must be Full, Mvc or None.
- ? The value of STOPleot must be NO or YES.
- ? The value of TERMerr must be NO or YES.
- ? STOPleot(YES) can only be specified with CDScheck(Full/Mvc).
- ? TERMerr(YES) can only be specified with CDScheck(Full/Mvc).

System Action: Processing terminates. The return code is set to 8.

User Response. Correct the syntax before re-executing the utility.

SLS6933I

MVC *MMMMMM* block *BBB*: VTV *VVVVVV* created *CCC* migrated *RRR* *OOO*

Explanation. This message shows the details of VTV *VVVVVV* found on MVC *MMMMMM* while performing an inventory of the MVC. The details are those recorded on MVC *MMMMMM*, not in the CDS:

- ? *BBB* shows the block on MVC *MMMMMM* where VTV *VVVVVV* begins.
- ? *CCC* is the date/time VTV *VVVVVV* was created (if known).
- ? *RRR* is the date VTV *VVVVVV* was migrated to MVC *MMMMMM* (if known).
- ? *OOO* is an optional comment, which is output only if the INVENTORY utility specified CDScheck(Full/Mvc). If the CDS indicates that a resident or MVC copy of VTV *VVVVVV* exists and it differs from the copy described in this message, message SLS6934I will be output to describe the CDS copy of VTV *VVVVVV*.

OOO comments on the details of VTV *VVVVVV* recorded in the CDS relative to the copy of VTV *VVVVVV* found on MVC *MMMMMM*:

- ? 'CDS VTV is not defined' - VTV *VVVVVV* is not defined in the CDS.
This is an error. This situation should not occur if VTV *VVVVVV* was migrated to MVC *MMMMMM* while using this CDS.
- ? 'CDS shows no VTV copy' - the CDS indicates no copy of VTV *VVVVVV* has ever been created.

This is an error. This situation should not occur if VTV VVVVVV was migrated to MVC MMMMMM while using this CDS.

- ? 'CDS shows an older VTV' - the copy of VTV VVVVVV recorded in the CDS has an older (less recent) creation date/time than the copy of VTV VVVVVV found on MVC MMMMMM.

This is an error. This situation should not occur if VTV VVVVVV was migrated to MVC MMMMMM while using this CDS.

- ? 'CDS shows a newer VTV' - the copy of VTV VVVVVV recorded in the CDS has a newer (more recent) creation date/time than the copy of VTV VVVVVV found on MVC MMMMMM.

This is normal and can occur as follows:

- ? VTV VVVVVV is created at date/time CCC and migrated to MVC MMMMMM at block BBB.
- ? at later date/time DDD, another copy of VTV VVVVVV is created.
- ? VTCS will update the CDS to show it has unlinked VTV VVVVVV from MVC MMMMMM, though VTV VVVVVV will still exist physically on MVC MMMMMM.
- ? 'CDS shows same age VTV' - the copy of VTV VVVVVV recorded in the CDS has the same creation date/time as the copy of VTV VVVVVV found on MVC MMMMMM. However, the CDS does not show a copy of VTV VVVVVV at block BBB on MVC MMMMMM.

This is normal and can occur as follows:

- ? VTV VVVVVV is created at date/time CCC and migrated to MVC MMMMMM at block BBB.
- ? MVC MMMMMM is drained.
- ? VTV VVVVVV is recalled from MVC MMMMMM and migrated to MVC NNNNNN.
- ? VTCS will update the CDS to show it has unlinked VTV VVVVVV from MVC MMMMMM, though VTV VVVVVV will still exist physically on MVC MMMMMM.
- ? 'CDS shows matching VTV' - the copy of VTV VVVVVV recorded in the CDS has the same creation date/time as the copy of the VTV found on MVC MMMMMM. Additionally, the CDS shows a migrated copy of this VTV at block BBB on MVC MMMMMM.

This is normal and indicates this is a current copy of VTV VVVVVV.

System Action: Processing continues.

User Response. If comment 'CDS VTV is not defined', 'CDS shows no VTV copy' or 'CDS shows an older VTV' was output:

- ? investigate why this is the case.
- ? if comment 'CDS VTV is not defined' was output and VTV VVVVVV should be defined in the CDS, define it using the appropriate procedure.
- ? if the CDS should be in step with the contents of MVC MMMMMM, perform an audit of MVC MMMMMM.

Otherwise, none.

SLS6934I

VTV VVVVVV: TTT CREATED CCC MIGRATED RRR

Explanation. This message shows the details recorded in the CDS of VTV VVVVVV found on MVC MMMMMM while performing an inventory of the MVC:

- ? TTT is:

- ? 'Not on MVC *MMMMMM*' if the CDS shows there is no copy of VTV *VVVVVV* on MVC *MMMMMM*, or
- ? 'MVC *MMMMMM* block *BBB*' if the CDS shows there is a copy of VTV *VVVVVV* on MVC *MMMMMM*, beginning at block *BBB*.

Regardless of the value of *TTT*, copies of VTV *VVVVVV* may exist on other MVCs.

- ? *CCC* is the date/time VTV *VVVVVV* was created (if known).
- ? 'Migrated *RRR*' shows the date VTV *VVVVVV* was migrated to MVC *MMMMMM*. It is output only if the CDS indicates there is a copy of VTV *VVVVVV* on MVC *MMMMMM* and the date is known.

System Action: Processing continues.

User Response. None.

SLS6935E

VTV *VVVVVV*: MVC *MMMMMM* block *BBB* created *CCC* migrated *RRR*

Explanation. This message shows the details recorded in the CDS of VTV *VVVVVV*:

- ? *BBB* shows the block on MVC *MMMMMM* where VTV *VVVVVV* begins.
- ? *CCC* is the date/time VTV *VVVVVV* was created (if known).
- ? *RRR* is the date VTV *VVVVVV* was migrated to MVC *MMMMMM* (if known).

Though the CDS indicates a copy of VTV *VVVVVV* is present on MVC *MMMMMM*, VTV *VVVVVV* was not found on MVC *MMMMMM* while performing an inventory of the MVC.

System Action: The return code is set to 8. If the INVENTORY utility specified TERMerr(YES), processing of MVC *MMMMMM* terminates. Otherwise, processing continues.

User Response. If the CDS should be in step with the contents of MVC *MMMMMM*, perform an audit of MVC *MMMMMM*. Otherwise, none.

SLS6936E

The CDS does not contain VTV *VVVVVV*, found during inventory processing of MVC *MMMMMM*

Explanation. VTV *VVVVVV* was found on MVC *MMMMMM* while performing an inventory of the MVC, but the VTV is not defined in the CDS.

System Action: The return code is set to 8. If the INVENTORY utility specified TERMerr(YES), processing of MVC *MMMMMM* terminates. Otherwise, processing continues.

User Response. If VTV *VVVVVV* should be defined in the CDS, define it using the appropriate procedure. Then, if the CDS should be in step with the contents of MVC *MMMMMM*, perform an audit of MVC *MMMMMM*.

SLS6937I

Inventory of MVC *MMMMMM* terminated at block *BBB1*, VTV *VVVVVV*. Logical end-of-tape is at block *BBB2*.

Explanation. VTV *VVVVVV* was found at block *BBB1* on MVC *MMMMMM* while performing an inventory of the MVC.

Block *BBB1* is on/past block *BBB2*, which the CDS shows to be the logical end-of-tape (LEOT) position for this MVC, i.e. the position to which the next migration will occur. This does not indicate an error if MVC *MMMMMM* has been drained or reclaimed, as the recalled

VTVs will still exist physically on the MVC. The INVENTORY utility specified STOPlcot(YES), i.e. that processing should terminate when the logical end-of-tape (LEOT) position was reached.

System Action: Processing of MVC *MMMMMM* terminates. The return code is set to 0.

User Response. None.

SLS6938E

VTV *VVVVVV*, found during inventory processing of MVC *MMMMMM*, is inconsistent with the CDS

Explanation. VTV *VVVVVV* was found on MVC *MMMMMM* while performing an inventory of the MVC. The details of VTV *VVVVVV* in the CDS differ from the details of VTV *VVVVVV* found on MVC *MMMMMM* in a manner that should not be possible if VTV *VVVVVV* was migrated to MVC *MMMMMM* while using this CDS. Message SLS6933I, issued prior to this message, gives the details of the copy of VTV *VVVVVV* found on MVC *MMMMMM* and summarizes the differences. Message SLS6934I, issued prior to this message if the CDS shows a resident or MVC copy of VTV *VVVVVV* exists, gives the details of VTV *VVVVVV* in the CDS.

System Action: The return code is set to 8. If the INVENTORY utility specified TERMerr(YES), processing of MVC *MMMMMM* terminates. Otherwise, processing continues.

User Response. Investigate the reason for the differences between the copy of VTV *VVVVVV* found on MVC *MMMMMM* and the CDS copy of VTV *VVVVVV*. If the CDS should be in step with the contents of MVC *MMMMMM*, perform an audit of MVC *MMMMMM*.

SLS6939E

Unable to determine the position of the end of VTV *VVVVVV*. Inventory of MVC *MMMMMM* terminated.

Explanation. VTV *VVVVVV* was found on MVC *MMMMMM* while performing an inventory of the MVC. VTCS could not determine if more VTVs exist on MVC *MMMMMM*, as it was unable to determine the position of the end of VTV *VVVVVV* on MVC *MMMMMM*.

System Action: Processing of MVC *MMMMMM* terminates. The return code is set to 8.

User Response. Contact Oracle StorageTek Software Support.

SLS6940E

ECAM error *CCC/SSS* (possible data loss) occurred reading VTV *VVVVVV*, during inventory processing of MVC *MMMMMM*

Explanation. VTV *VVVVVV* was found on MVC *MMMMMM* while performing an inventory of the MVC. ECAM error *CCC/SSS* occurred reading this VTV, indicating this copy of the VTV may have been lost or corrupted.

System Action: Processing continues. The return code is set to 8.

User Response. If other usable copies of the VTV exist, consider using the VTVMaint utility to unlink the VTV from MVC *MMMMMM* to ensure this copy of the VTV can not be used. Contact Oracle StorageTek Software Support if assistance is required.

SLS6941E

ECAM error *CCC/SSS* occurred reading VTV *VVVVVV*, during inventory processing of MVC *MMMMMM*

Explanation. VTV VVVVVV was found on MVC MMMMMM while performing an inventory of the MVC. ECAM error CCC/SSS occurred reading this VTV.

System Action: Processing of MVC MMMMMM terminates. The return code is set to 8.

User Response. Perform the necessary action indicated for this ECAM return code. Contact Oracle StorageTek Software Support if assistance is required.

User Response. Perform any action indicated for this error in the VTCS Messages and Codes manual, listed under "ECAM Message Completion and Return Codes". Contact Oracle StorageTek Software Support if assistance is required.

SLS6942I

No VTVs were found on MVC MMMMMM

Explanation. No VTVs were found on MVC MMMMMM, which was being inventoried.

System Action: Processing of MVC MMMMMM terminates. The return code is set to 0.

User Response. None.

SLS6943E

MVC MMMMMM is not empty, request failed.

Explanation. The action requested requires the MVC MMMMMM to be empty. The action can not be completed since the MVC is not empty.

'Display MVC' or MVC report output may show the MVC has zero VTVs but the MVC is not empty. To be empty, the MVC must show zero VTVs and have been drained.

System Action: The action requested against the MVC fails.

User Response. Drain the MVC and then re-attempt the action against the MVC.

SLS6945E

MVC MMMMMM is mounted, request failed.

Explanation. The action requested requires that the MVC MMMMMM not be mounted. The action can not be completed since the MVC is mounted.

System Action: The action requested against the MVC fails.

User Response. Dismount the MVC and then re-attempt the action against the MVC.

SLS6947E

CCC REQUIRES VTCS ACTIVE

Explanation. An attempt to execute VTCS command/utility ccc failed because VTCS is not active.

System Action. Processing terminates.

User Response. Ensure VTCS is active before re-executing ccc.

SLS6960E

THE MANIFEST FILE CONTAINS NN MVC VOLSERS. THE MAXIMUM NUMBER THAT CAN BE SPECIFIED IS LL

Explanation. MVCMAINT was executed using a manifest file to specify the MVCs to be processed. The command was of the format 'MVCMAINT MANIFEST(ddname) options'. The manifest file contains nn MVC volsers. The maximum number of MVC volsers that can be specified using a manifest file is ll.

System Action. No MVCs are processed. The utility terminates with RC=8.

User Response. Rather than using a manifest file to specify the MVC volsers, construct MVCMAINT commands of the format 'MVCMAINT MVC(volser(s)) options'. The MVC volsers that would have been processed using the manifest file can be determined by running MVCRPT against the manifest file.

SLS6970E

CDS FREE BLOCK CALCULATION FAILED WITH RC=X'RRRRRRRR'

Explanation. CONFIG processing invoked an HSC service to determine the number of free blocks in the CDS prior to updating the CDS with any configuration changes. This service failed with return code X'rrrrrrr'.

System Action. The CDS is not updated with the configuration changes. CONFIG processing terminates with RC=12.

User Response. Report this problem to StorageTek software support.

SLS6971E

THE CONFIGURATION CHANGES REQUIRE MMM FREE CDS BLOCKS, BUT THE CDS CONTAINS ONLY NNN FREE BLOCKS

Explanation. CONFIG processing has detected that the CDS must be updated, as the VTCS configuration has changed. These changes require mmm free CDS blocks, but the CDS contains only nnn free blocks.

System Action. The CDS is not updated with the configuration changes. CONFIG processing terminates with RC=12.

User Response. Resize the current CDS (using CDS EXpand) or create a new CDS, to ensure that the CDS to be updated contains at least mmm free CDS blocks. Then rerun the CONFIG utility.

SLS6974I

FAULT REPORTED BY VTSS:VV MODEL:MM SERIAL:NN FSC:FFFF FRU:UUU

Explanation. A hardware problem has occurred on VTSS vv with model number mm and serial number nn. The Fault Symptom Code (FSC) is X'ffff' and the Field Replaceable Unit (FRU) information is X'uuu'. The FRU information will only be displayed if it is available. The Service Information Message (SIM) sense bytes have been displayed in message SLS6659I.

System Action. Normal processing continues.

User Response. Contact StorageTek hardware support.

SLS697

5E VTSS VV CANNOT GENERATE A MIM REQUEST. CONTACT STORAGETEK
HARDWARE SUPPORT.

Explanation. VTSS vv has encountered a condition that would normally generate a MIM (Machine Initiated Maintenance) request. The maintenance ports are not enabled so the VTSS cannot initiate a service call. The Service Information Message (SIM) sense bytes have been displayed in message SLS6659I and additional information has been displayed in message SLS6974I.

System Action. Normal processing continues.

User Response. Contact StorageTek hardware support.

VTCS Return and Reason Codes

[TABLE A-1](#) describes a summary of VTCS Return and Reason codes.

TABLE A-1 VTCS Return and Reason Codes

Equat Value	Description
X'029A'	VTCS internal error
X'6A00'	Invalid REQMAN function call
X'6A01'	Termination requested
X'6A02'	Record locked, request requeued
X'6A03'	Timeout waiting for a request
X'6A04'	Invalid VTD device number
X'6A05'	Volume not dismounted from drive
X'6A06'	Extra RQM ECB has been posted
X'6A07'	Invalid subpool name
X'6A08'	No MVCs are available
X'6A09'	Could not verify VTV location
X'6A0A'	Invalid volume (VOLL) list
X'6A0B'	Invalid request manager (RQM) parms
X'6A0C'	Previous request not purged/requeued
X'6A0D'	MVC record lock not held
X'6A0E'	VTV record lock not held
X'6A0F'	Requeue target not a RQM
X'6A10'	Invalid request (VREQ)
X'6A11'	The MVC could not be mounted
X'6A12'	Unable to decode the VCI request
X'6A13'	Drive state updated during recall
X'6A14'	Invalid VTSS subsystem name
X'6A15'	Request aborted by operator
X'6A16'	VTV has been fenced by previous errors
X'6A17'	MVC status changed

TABLE A-1 VTCS Return and Reason Codes

Equate Value	Description
X'6A18'	Bad return from PGMI call
X'6A19'	Bad RTD device number
X'6A1A'	Bad media or device type
X'6A1B'	VTV is already in use
X'6A1C'	Mount of scratch bypassed
X'6A1E'	VTSS is offline
X'6A1F'	VTV is missing from VTSS
X'6AFE'	An ABEND occurred in a REQMAN call
X'6AFF'	Request has (already) been purged
X'A0A0'	VSM system down
X'A0A1'	MVC cartridge not found
X'A0A2'	VTV not found
X'A0A3'	VTV cartridge scratched
X'A0A4'	VTV cartridge unscratched
X'A0A5'	VTV cartridge not in scratch status
X'A0A6'	VTV cartridge already scratch
X'A0A7'	Scratch subpool not found
X'A0A8'	VTD unit address not found
X'A0A9'	VTV is in use
X'A0AA'	Invalid Volser was specified
X'A0AB'	No VTSS was found
X'A0AC'	VCI response error
X'A0AD'	RMM API Error
X'A0AE'	VTV Non scratch in RMM

VTCS Abend Codes

[TABLE B-1](#) describes a summary of VTCS Abend codes.

TABLE B-1 VTCS Abend Codes

Equat Value	Description
X'0150'	Unrecognized function code passed to SWSPGUIO
X'0184'	SWSPGUIO passed a message that is too big
X'6600'	Attach failure
X'6601'	Unable to establish ESTAE
X'6602'	SWSMAIN received unknown TURB type
X'6603'	Non-zero REQMAN RC
X'6607'	Vector parameter in vector field error
X'6608'	Undefined parameter in vector field
X'6609'	Vector parameter not in SWSVETAB
X'660A'	Invalid ECAMVECT function
X'660B'	Requested parameter not in response
X'660C'	HSC registration failure
X'660D'	HSC ASCOMM failure
X'660E'	Audit maximum subtask count exceeded
X'6610'	More tasks than task table entries
X'6612'	Invalid event notification request
X'6613'	Bad VTV version encountered
X'6661'	Bad call to the status manager
X'6A00'	Invalid REQMAN function call
X'6A0B'	Invalid request manager (RQM) parameters
X'6A0D'	MVC record lock is not held
X'6A0E'	VTV record lock is not held
X'6A0F'	Requeue target is not an RQM
X'6A10'	Invalid request (VREQ)
X'6A18'	Bad return from PGMI call

TABLE B-1 VTCS Abend Codes

Equate Value	Description
X'6A21'	Bad function or parameter
X'6A23'	CDS I/O error
X'6A24'	Bad header record
X'6A3A'	Internal error in Coupling Facility
X'6A39'	Error accessing Coupling Facility

Message Route Codes and Descriptor Codes

TABLE C-1 provides a cross-reference list of message numbers to route codes and descriptor codes.

If a message does not have an associated route code listed in the following table, the message is a response to a command. In this case, the message is routed only to the console where the command was issued.

TABLE C-1 Message Route Codes and Descriptor Codes

Message ID	Route Code(s)	Descriptor Code(s)
02I		
03I		
04I		
05I	2,3,5	4
06I		
07I		
08E	2,3,5	3
09I	3	4
10E		
11I	2,3,5	4
12E		
13E	2,3,5	3
14I	3,5	4
15I	2,3,5	4
16I	2,3,5	4
17E	2,3,5	3
18E	2,3,5	3
19E	2,3,5	3
20E	2,3,5	3
21E	2,3,5	3

TABLE C-1 Message Route Codes and Descriptor Codes

Message ID	Route Code(s)	Descriptor Code(s)
22I		
23I		
24I		
25E	2,3,5	3
26E	2,3,5	3
27E	2,3,5	3
28E	2,3,5	3
29E	2,3,5	3
30I	3,5	4
31I	3,5	4
32I	2,3,5	4
33I	2,3,5	4
34I	3,5	4
35I	3,5	4
36I	3,5	4
37I	3,5	4
38I	3,5	4
39I	2,3,5	4
40I	3,5	4
41I	3,5	4
42I	3,5	4
43I	3,5	4
44I	3,5	4
45I	3,5	4
46I	3,5	4
47I	3,5	4
48I	3,5	4
49I	3,5	4
	3,5	4
SLS6651E	2,3,5	11
SLS6652I	2,3,5	4
SLS6653I	3,5	4
SLS6654I	3,5	4
SLS6655I	3,5	4
SLS6656I		
SLS6657E	2,3,5	3

TABLE C-1 Message Route Codes and Descriptor Codes

Message ID	Route Code(s)	Descriptor Code(s)
SLS6658E	2,3,5	3
SLS6659I	2,3,5	11
SLS6660I	2,3,5	4
SLS6661E	2,3,5	11
SLS6662E	2,3,5	11
SLS6663I	7	11
SLS6665I	3,5	4
SLS6666E	2,3,5	11
SLS6667I	3,5	4
SLS6668I	3,5	4
SLS6669E	2,3,5	11
SLS6670E	2,3,5	3
SLS6671E	2,3,5	3
SLS6672I		
SLS6673I	3,5	4
SLS6674I		
SLS6675E	2,3,5	3
SLS6676E	2,3,5	11
SLS6677I		
SLS6678E	2,3,5	11
SLS6679E	2,3,5	11
SLS6680E	2,3,5	11
SLS6681I	3,5	4
SLS6682I		
SLS6683I	3,5	4
SLS6684I	3,5	4
SLS6685I	3,5	4
SLS6686I	3,5	4
SLS6687I	3,5	4
SLS6688E	3,5	3
SLS6689E	3,5	3
SLS6690E	3,5	3
SLS6691I	3,5	4
SLS6692E	2,3,5	3
SLS6693I	3,5	4
SLS6694E	2,3,5	3

TABLE C-1 Message Route Codes and Descriptor Codes

Message ID	Route Code(s)	Descriptor Code(s)
SLS6695E	2,3,5	11
SLS6696I	3,5	4
SLS6697I	3,5	4
SLS6698I	2,3,5	4
SLS6699E	2,3,5	11
SLS6700E	2,3,5	11
SLS6701I	2,3,5	4
SLS6702E	2,3,5	3
SLS6703I	3,5	4
SLS6704E	2,3,5	3
SLS6727I	11	7
SLS6740E	2,3,5	4
SLS6741I	2,3,5	11
SLS6742I	2,3,5	4
SLS6743E	2,3,5	11
SLS6744I	2,3,5	3
SLS6745I	2,3,5	4
SLS6746E	2,3,5	11
SLS6747E	2,3,5	3

ECAM Message Completion and Return Codes

SLS messages (including SLS6684I, SLS5079e, SLS5080E, and SLS6751I) contain ECAM completion codes (*CC*) and return codes (*RC*). Refer to [TABLE D-1](#) for information.

TABLE D-1 SLS6684I Completion Codes, Return Codes, and Descriptions

CC	RC	Description
00	00	Successful completion
00	02	Request accepted for asynchronous process
00	100	Successful, end of inventory
00	101	Successful, Request in progress
00	103	Successful, completed with data loss. WARNING: Could be a bad recall from a MVC!
Invalid Key		
02	01	No match found for key parameter
Invalid Parameter - Parameter Count Incorrect - Asynchronous Error		
03	00	Invalid value in parameter field
03	03	Vector field in error
03	08	Invalid check sum
03	09	Duplicate value in vector field
04	02	Required parameter count incorrect
04	03	No alter values supplied
04	04	Key parameter count incorrect
05	106	RTD is inaccessible due to IUP fencing
05	107	RTD request was cancelled
05	108	For User Response, see CC=5 RC=108 on 118 .
05	109	For User Response, see "CC5 RC109" on page 119 .
05	111	For User Response, see "CC5 RC111" on page 119 .
05	112	For User Response, see "CC5 RC112" on page 120 .
05	113	For User Response, see "CC5 RC113" on page 120 .

TABLE D-1 SLS6684I Completion Codes, Return Codes, and Descriptions

CC	RC	Description
05	114	For User Response, see “CC5 RC114” on page 120.
05	115	For User Response, see “CC5 RC115” on page 121.
05	116	For User Response, see “CC5 RC116” on page 121.
05	117	For User Response, “CC5 RC117” on page 121.
05	118	For User Response, see “CC9 RC118” on page 122.
Conflicting Parameters		
07	00	This parameter conflicts with another parameter
Resource Shortage		
08	19 or 119	VTV inventory full
08	120	Out of Back-end capacity
Subsystem in Incorrect State for Request		
09	30	A Cache Reinit has interrupted the operation and caused it to fail
09	121	VTV is busy
09	122	VTV exists - VTV is in buffer but not in CDS. Run VTSS audit to correct
09	123	VTV does not exist
09	124	VTD is busy
09	125	VTV Inventory is not available
09	126	VTV is corrupt
09	127	For User Response, see “CC9 RC127” on page 122.
09	128	For User Response, see “CC9 RC128” on page 122.
09	129	For User Response, see “CC9 RC129” on page 123.
09	131	No request present for RTD. VTCS is doing clean-up after a VTSS warmboot. Informational only.
09	132	For User Response, see “CC9 RC132” on page 123.
09	133	For User Response, see “CC9 RC133” on page 123.
09	135	For User Response, see “CC9 RC135” on page 123.
09	139	VTV is being recovered by the VTSS
09	140	Reserved for use by VTCS, not generated by the VTSS
Clustered VTSS		
09	141	NLK port is not connected to a RTD (to another VTSS or not connected at all?)
09	142	NLK port is not attached to another VTSS (to RTD or not-connected at all?)
09	143	Provided subsystem name does not match actual name of secondary VTSS.
09	144	For User Response, see “CC9 RC144” on page 124.

TABLE D-1 SLS6684I Completion Codes, Return Codes, and Descriptions

CC	RC	Description
09	145	ECART is not supported
09	146	No logical path established to the VDID
09	147	No support for 62K page VTV's.
09	148	No support for 2GB or 4GB virtual cartridge type.
09	149	Request is not supported on an ESCON interface
09	150	A Synchronous Replicate failed due to a timeout
09	151	CLINK VDID is already in use by another CLINK.
09	152	CLINK VDID does not match already assigned VDID.
09	153	MVC Lost Position
09	154	Stacked Migrate queue is full
09	155	Migrate, Duplicate VTVID
10	00	Prerequisite value not equal to value in Subsystem
Virtual Tape Media Error		
97	137	VTV has an error. WARNING: Could be a bad recall from a MVC with a Data Check
98	01	Unended message
98	02	Invalid self-defining information
98	03	Unexpected parameter for this message
98	04	Invalid message type in message header
98	05	Reserved field nonzero in Request Message header
98	06	Duplicate parameter in message
98	156	VDID parameter is required
99	03	Unable to service request - Support Facility not functional
Configuration/Communication Error		
254		VTCS to VTSS communicate failure. No VTDs available for VTCS to send ECAM-T messages to. Solution: Verify VTSS is online to the host, subsystem name is OK, bounce HSC.
255		VTCS to VTSS communication failure. Possible causes: (1) VTSS name got changed (2) VTSS is down hard (3) VTSS has a DAC. ACTION: Verify everything is OK and bounce HSC.
255	12	The EXCP to the VTD reported in message SLS6698I failed with an error other than an Interface Control Check.
255	16	The EXCP to the VTD reported in message SLS6698I failed with an Interface Control Check.

TABLE D-1 SLS6684I Completion Codes, Return Codes, and Descriptions

CC	RC	Description
255	20	VTCS was unable to issue an EXCP to the VTD reported in message SLS6698I because there is no path to the device.
255	24	VTCS was unable to issue an EXCP to the VTD reported in message SLS6698I because the UCBLLOOK macro returned a non-zero return code.
255	28	VTCS was unable to issue an EXCP to the VTD reported in message SLS6698I because the IOSCAPU macro returned a non-zero return code.

CC=5 RC=108

RTD *DDDDDD* ON VTSS *XXXXXXXX* RETURNED ECAM ERROR CC=5 RC=108

The RTD is reporting a problem with the drive or there is a problem with the MVC currently mounted on it.

The VTCS software interprets the ERPA code returned to determine the appropriate system actions. The following message appears after message SLS6684I:

SLS6625E RTD *DDDDDD* REPORTED *RRRRRRRR:XXXXXXXXXX*

where *RRRRRRRR* is the message text of the problem, for example:

- ? WRITE DATA CHECK
- ? PATH EQU CHK
- ? DRIVE EQU CHK

and *XXXXXXXXXX* is the sense bytes containing ERPA code in byte 3. From byte 3, VTCS determines appropriate actions to take, for example:

- ? Initiating a swap of the MVC to another RTD
- ? Putting the RTD into Maintenance Mode.

If a swap was initiated, the following message appears after message SLS6625E indicating a swap was issued and identifying the MVC being swapped:

SLS6605I INITIATING SWAP OF MVC *VVVVVV* FROM RTD *DDDDDD*

If the swap was successful, do not contact StorageTek.

If the swap failed and the following messages appear, contact StorageTek hardware support and provide the contents of message SLS6625E:

SLS6628E RTD *DDDDDD* ON VTSS *XXXXXXXX* FAILED TO MOUNT MVC *VVVVVV*

SLS6629E RTD DDDDDD ON VTSS XXXXXXXX FAILED TO DISMOUNT MVC VVVVVV

SLS6662E RTD *DDDDDD* PUT IN MAINTENANCE MODE BECAUSE OF ERROR

If a swap was *not* initiated and the following messages appear directly after message SLS6625E, contact StorageTek hardware support and send them the contents of the SLS6625E message:

SLS6628E RTD *DDDDDD* ON VTSS *XXXXXXXX* FAILED TO MOUNT MVC *VVVVVV*

SLS6629E RTD DDDDDD ON VTSS XXXXXXXX FAILED TO DISMOUNT MVC VVVVVV

SLS6662E RTD *DDDDDD* PUT IN MAINTENANCE MODE BECAUSE OF ERROR

In addition, have your site's support services do the following:

- 1. Run an MVC report to check the status of the MVC.**
- 2. If the status shows either B (broken) or D (data check), or both, drain the MVC with eject.**

3. After all VTVs are drained from the MVC, examine the cartridge with a tape analysis utility to determine whether there is a problem with the cartridge or not.
4. If the cartridge is to be returned to service as an MVC, issue a second MVC DRAIN without eject.

If the drain process fails to drain all VTVs from the MVC and if a duplexed copy of those VTVs does not exist, the cartridge should be sent to StorageTek's Nearline Technical Support for recovery.

CC5 RC109

RTD DDDDDD ON VTSS XXXXXXXX RETURNED ECAM ERROR CC=5 RC=109

There is a communications error between the VTSS and the RTD. Possible cause of this condition could be that an MVC is mounted on an RTD, and the RTD drops ready due to a drive or cable problem.

The request fails.

Query the MVC to display it in SYSLOG for possible diagnostic purposes and then vary the RTD offline using the following commands:

```
.VT Q MVC(volser)      to determine the status of MVC
.VT Q RTD(rtd-id)      to see if MVC is mounted on RTD
```

If the previous display indicates the MVC is not mounted on an RTD, then vary the RTD offline by issuing the following command:

```
.VT V RTD (rtd-id) OFFline
```

If the MVC is mounted on the RTD, vary the RTD online first and then offline to unload the MVC from the RTD. Issue the following commands:

```
.VT V RTD (rtd-id) ONline
.VT V RTD (rtd-id) OFFline
```

Contact StorageTek hardware support and supply the RTD address and MVC.

CC5 RC111

RTD DDDDDD ON VTSS XXXXXXXX RETURNED ECAM ERROR CC=5 RC=111

The real tape cartridge external volser does not match the internal label. This could be caused by the incorrect external label or could indicate an RTD cabling problem.

The mount request fails.

Do the following:

1. Query the RTD with the following command and note the MVC volser:


```
.VT Q RTD (rtd-id)
```
2. View the RTD and verify that the external label matches the expected volser of the MVC using the HSC View command:


```
(HSC prefix) VIEW DR ADDRESS(rtd-id)
```

If the external label matches the MVC volser, an RTD cabling problem may exist.
3. Check the internal label to ensure it matches the MVC volser.

If it does match, contact StorageTek hardware support and supply the RTD address and MVC volser from the Query command.

If the external label does not match, eject the cartridge and analyze it.

CC5 RC112

RTD DDDDDD ON VTSS XXXXXXXX RETURNED ECAM ERROR CC=5 RC=112

The RTD did not mount the MVC within an internal VTCS timer of 15 minutes and as a result there is a cartridge request timeout. This timeout could indicate one of the following conditions or some other reason for the timeout:

- ? An MVC is in use on another RTD.
- ? An outstanding message is on the console.
- ? A PTP is blocked due to an LSM in path offline.
- ? A drive targeting the problem or a bad cable may exist in an LSM.
- ? An LSM door is open.
- ? The HSC COMMPATH is CDS rather than LMU or VTAM.
The request is re-driven.

A service call is usually not necessary for a timeout *if* the mount does occur and there are no other reported errors. Have your site's support services investigate possible problem conditions such as an LMU error(s) or mount failure by reviewing the SYSLOGs to determine whether you should contact StorageTek hardware support.

CC5 RC113

RTD DDDDDD ON VTSS XXXXXXXX RETURNED ECAM ERROR CC=5 RC=113

No real tape cartridge was mounted. When the command was initially sent to the RTD, the RTD was online and ready; but before the mount could be satisfied, the RTD drive dropped ready.

The request fails.

Eject the MVC cartridge and examine it for any visual defect that may be preventing it from mounting. If you find a problem with the physical cartridge, have your site's support services examine it for further diagnosis, or contact StorageTek hardware support.

CC5 RC114

RTD DDDDDD ON VTSS XXXXXXXX RETURNED ECAM ERROR CC=5 RC=114

The real tape cartridge is not an MVC, which could indicate that the MVC has somehow been erroneously re-initialized by another job. If the mount resulted from a migration request, a new volume will be selected and the request will be re-tried. If the mount resulted from a recall request and the MVC had been previously used and known to be valid, the request will be re-tried from another copy of the VTV. An ECAM CC5 RC114 is issued only when all re-tries fail.

The request fails.

Contact your site's support services to investigate the following:

- ? If the MVC was never used before, verify to see if it was properly initialized.
- ? Verify there is not an overlapping MVC range.
- ? Check to see if any tape initialization jobs were run against the tape cartridge.

If the investigation does not reveal any of these problems with the MVC, contact StorageTek software support. Do not contact StorageTek hardware support.

CC5 RC115

RTD DDDDDD ON VTSS XXXXXXXX RETURNED ECAM ERROR CC=5 RC=115

An End-of-Tape condition was encountered during a recall request.

The request fails.

Contact your site's support services to audit the MVC. The audit will update the CDS with a valid End-of-Tape condition. Then retry the request. Do one of the following:

- ? If the request fails again, contact StorageTek software support.
- ? If the audit failed, drain the MVC with an eject.

CC5 RC116

RTD DDDDDD ON VTSS XXXXXXXX RETURNED ECAM ERROR CC=5 RC=116

The MVC position is invalid.

The request fails.

Issue the following to determine if the MVC has an invalid MIR:

.VT Q MVC (*volser*)

If the MIR is invalid, then the MVC should be drained with eject. If all VTVs are successfully drained off the MVC, run MVCMAINT to set INVLDMIR OFF for the MVC and the cartridge analyzed by the customer's tape analysis utility (e.g., FATAR). If the cartridge is to be returned for service as an MVC, issue a second MVCDRAIN without eject.

If you are unable to drain all VTVs off the MVC, and if a duplexed copy of those VTVs does not exist, send the cartridge to Nearline Technical Support at StorageTek for recovery.

CC5 RC117

RTD DDDDDD ON VTSS XXXXXXXX RETURNED ECAM ERROR CC=5 RC=117

The real tape cartridge is read only.

The system issues message SLS6687I indicating an MVC was mounted for a migrate request and the cartridge was in a read only state. A new volume is selected and the migrate request(s) is re-tried.

Eject the cartridge and examine the external write protect mechanism. If the write protect mechanism is set to write protect, position it so it is no longer in write protect mode and re-enter the cartridge into the library.

If the write protect mechanism is properly set and therefore not the cause of the read only problem, contact your site's support services to do the following:

- ? Determine whether the customer's security software is protecting the cartridge and proper authorization has not been defined for the HSC started task to write to the MVC.
- ? Query the MVC to check the Read Only status:

.VT Q MVC (*volser*)

- ? If the status indicates Read Only, use MVCMAINT to turn READONLY off. The problem could also be the result of an MVC that was IMPORTED into the CDS by this utility. These MVCs will be in Read Only until MVCMAINT is used to turn this status off.

No service call should be placed for this ECAM message.

CC9 RC118

RTD DDDDDD ON VTSS XXXXXXXX RETURNED ECAM ERROR CC=5 RC=118

The data check is reading an internal label of a VTV on an MVC.

If a duplexed copy of the VTV exists, VTCS will recover the VTV from the second copy; otherwise, the request fails.

This is probably a media problem. Query the MVC to determine if the MVC encountered a data check:

.VT Q MVC(*volser*)

Contact your site's support services. If the MVC encountered a data check, drain the MVC with eject. When all VTVs are successfully drained off the MVC, examine and analyze the cartridge using the your tape analysis utility e.g., (FATAR) to determine if there is a problem with the cartridge. Then, if the cartridge is to be returned to service as an MVC, issue a second MVC DRAIN without eject. If the drain process fails to drain all VTVs off the MVC, and if a duplexed copy of those VTVs does not exist, then send the cartridge to Nearline Technical Support at StorageTek for recovery.

If your site's support services determines that the CC5 RC118 was not caused by a media problem, contact StorageTek hardware support.

CC9 RC127

RTD DDDDDD ON VTSS XXXXXXXX RETURNED ECAM ERROR CC=9 RC=127

The RTD is busy, which means another request is in process.

The request fails.

Query the VTCS locks to determine if a lock is being held by a host that is currently down:

.VT Q LOCKS

If you determine that a host holding a lock is currently down, contact your site's support services. They should issue an HSC Recover command:

(HSC Prefix) RECOVER *host-id*

If a held lock is not the problem, or if the HSC Recover command does not resolve the problem, contact StorageTek software support.

CC9 RC128

RTD DDDDDD ON VTSS XXXXXXXX RETURNED ECAM ERROR CC=9 RC=128

VTCS attempts to mount to an RTD that is offline or inoperable to VTSS. This is an indication of an out-of-sync condition between VTSS and VTCS regarding an RTD whereby a VTSS has taken an RTD offline to itself internally and VTCS didn't know about it.

The request fails.

Vary the RTD offline using the following command:

.VT VRTD (*rtd-id*) OFFline

Then contact StorageTek hardware support.

CC9 RC129

RTD DDDDDD ON VTSS XXXXXXXX RETURNED ECAM ERROR CC=9 RC=129

The RTD is unconfigured. This usually occurs at VTSS implementation and indicates there is a configuration mismatch between the VTSS hardware configuration and the VTCS software configuration or the HSC LIBGEN and VTCS CONFIG.

None.

Contact your site's support services to determine whether recent changes were made to RTDs in LIBGEN, and to ensure VTCS CONFIG with Reset was done. If all software configurations are verified to be correct, then contact StorageTek hardware support. They should verify that the VTSS Op Panel matches the customer's VTCS configuration prior to running hardware diagnostics.

CC9 RC132

RTD DDDDDD ON VTSS XXXXXXXX RETURNED ECAM ERROR CC=9 RC=132

The Interface is already assigned to another RTD. This indicates a hardware configuration mismatch between the VTSS hardware configuration and the VTCS software configuration, or a possible RTD cabling problem.

None.

Contact your site's support services If recent changes were made to the RTDs, ensure VTCS CONFIG with RESET was done. Verify the VTCS Configuration for accuracy. If it looks correct, contact StorageTek hardware support. They should verify that the VTSS Op Panel matches your VTCS configuration prior to running hardware diagnostics.

CC9 RC133

RTD DDDDDD ON VTSS XXXXXXXX RETURNED ECAM ERROR CC=9 RC=133

VTCS is unable to service the request because the interface is configured in Control Unit mode. This error would be encountered at VTSS installation time. It indicates that VTCS believes the interface is a Nearlink interface, but VTSS believes it is a host interface. The error message is not an indication of a bad ICE card; however, that ICE card is unavailable until it is fixed by a CSE. It is disruptive to fix.

None.

Contact StorageTek hardware support.

CC9 RC135

RTD DDDDDD ON VTSS XXXXXXXX RETURNED ECAM ERROR CC=9 RC=135

The RTD is online. Configuration cannot be changed from the Op Panel. This condition would only be experienced during a VSM reconfiguration while a StorageTek CSE is attempting to remove an RTD definition. To remove an RTD from the VTSS, do the following actions:

- ? Issue a VTCS CONFIG with RESET.
- ? Bring VTCS down and back up to (bounce) release the RTD from the internal VTSS table.
- ? Bring down VTCS again to allow removal of the RTD from the VTSS.

None.

Your site's support services has probably initiated this as a planned activity. The StorageTek CSE should already be on site and therefore no service call is necessary.

CC9 RC144

RTD *DDDDDD* ON VTSS *XXXXXXXX* RETURNED ECAM ERROR CC=9 RC=144

This message relates to VSM4 only. A Channel Processor was busy with an RTD on the other port that this CIP is controlling. (Paired RTDs on a CIP are controlled by VTCS software.) This ECAM message is an indication of a VTCS Configuration done without a Reset, or it indicates a possible VTCS software problem.

None.

Contact your site's support services to verify that PTF L1H11I6 is on the host issuing the message. If so, then review VTCS Configuration for accuracy. If the configuration is accurate, contact StorageTek hardware support who should verify that the VTSS Op Panel matches your VTCS Configuration. If the hardware configuration is correct, then the CSE should assign the problem to software support for further diagnostics.

Additional Information

Oracle Corporation (Oracle) offers several methods for you to obtain additional information.

Oracle's External Web Site

Oracle's external Web site provides marketing, product, event, corporate, and service information. The external Web site is accessible to anyone with a Web browser and an Internet connection. The URL for the Oracle external Web site is: <http://www.oracle.com/us/index.html>

The URL for Oracle's StorageTek storage information is:

<http://www.oracle.com/us/products/servers-storage/storage/index.html>

Oracle's StorageTek Documentation

The URL for Oracle's StorageTek documentation is:

<http://docs.sun.com/app/docs>

Oracle Global Partners

The Oracle Global Partners site provides information about solutions available with Oracle's partners:

<http://www.oracle.com/partners/index.html>

Third-Party Web Sites

Oracle is not responsible for the availability of third-party web sites mentioned in this document. Oracle does not endorse and is not responsible or liable for any content, advertising, products, or other materials that are available on or through such sites or resources. Oracle will not be responsible or liable for any actual or alleged damage or loss caused by or in connection with the use of or reliance on any such content, goods, or services that are available on or through such sites or resources.

Oracle's Global Offices

You may contact any of Oracle's worldwide offices to discuss complete storage, service, and support solutions for your organization. You can find contact information at:
<http://www.oracle.com/corporate/contact/global.html>

Customer Support

For more information about Oracle support (including for StorageTek branded products) see:
<http://www.oracle.com/us/support/index.html>

Conventions for Reader Usability

Conventions are used to shorten and clarify explanations and examples within this book.

Typographic

The following typographical conventions are used in this book:

- ? **Bold** is used to introduce new or unfamiliar terminology.
- ? Letter Gothic is used to indicate command names, filenames, and literal output by the computer.
- ? Letter Gothic Bold is used to indicate literal input to the computer.
- ? *Letter Gothic Italic* is used to indicate that you must substitute the actual value for a command parameter. In the following example, you would substitute your name for the “username” parameter.
- ? Logon *username*
- ? A bar (|) is used to separate alternative parameter values. In the example shown below either username or systemname must be entered.
- ? Logon *username|systemname*
- ? Brackets [] are used to indicate that a command parameter is optional.
- ? Ellipses (...) are used to indicate that a command may be repeated multiple times.
- ? The use of mixed upper and lower case characters (for non–case sensitive commands) indicates that lower case letters may be omitted to form abbreviations. For example, you may simply enter **Q** when executing the **Quit** command.

Keys

Single keystrokes are represented by double brackets [[]] surrounding the key name. For example, press [[ESC]] indicates that you should press only the escape key.

Combined keystrokes use double brackets and the plus sign (+). The double brackets surround the key names and the plus sign is used to add the second keystroke. For example, press [[ALT]] + [[C]] indicates that you should press the alternate key and the C key simultaneously.

Enter Command

The instruction to “press the [[ENTER]] key” is omitted from most examples, definitions, and explanations in this book.

For example, if the instructions asked you to “enter” **Logon pat**, you would type in **Logon pat** and press [[ENTER]].

However, if the instructions asked you to “type” **Logon pat**, you would type in **Logon pat** and you would *not* press [[ENTER]].

Warnings, Cautions, and Notes - Software

The following are used in software documentation.

Caution – Information necessary to keep you from corrupting your data.

Tip – Information that can be used to shorten or simplify your task or they may simply be used as a reminder.

Note – Information that may be of special interest to you. Notes are also used to point out exceptions to rules or procedures.

Warnings, Cautions, and Notes - Hardware

The following are used in hardware documentation.

Note – A note provides additional information that is of special interest. A note might point out exceptions to rules or procedures. A note usually, but not always, follows the information to which it pertains.

Caution – A caution informs you of conditions that might result in damage to hardware, corruption of data, or corruption of application software. A caution always precedes the information to which it pertains.




Warning – Possible Physical Injury. A warning alerts you to conditions that might result in long-term health problems, injury, or death. A warning always precedes the information to which it pertains.




Syntax

Syntax flow diagram conventions include the following:


Flow Lines—Syntax diagrams consist of a horizontal baseline, horizontal and vertical branch lines and the command text. Diagrams are read left to right and top to bottom. Arrows show flow and direction.




Single Required Choice—Branch lines (without repeat arrows) indicate that a single choice must be made. If one of the items to choose from is on the baseline of the diagram, one item must be selected.




Single Optional Choice—If the first item is on the line below the baseline, one item may optionally be selected.



Defaults—Default values and parameters appear above the baseline.



Repeat Symbol—A repeat symbol indicates that more than one choice can be made or that a single choice can be made more than once. The repeat symbol shown in the following example indicates that a comma is required as the repeat separator.



Keywords—All command keywords are shown in all upper case or in mixed case. When commands are not case sensitive, mixed case implies that the lowercase letters may be omitted to form an abbreviation.


Variables—Italic type is used to indicate a variable.

Alternatives—A bar (|) is used to separate alternative parameter values.

Optional—Brackets [] are used to indicate that a command parameter is optional.

Delimiters—If a comma (,), a semicolon (;), or other delimiter is shown with an element of the syntax diagram, it must be entered as part of the statement or command.

Ranges—An inclusive range is indicated by a pair of elements of the same length and data type, joined by a dash. The first element must be strictly less than the second element.



Lists—A list consists of one or more elements. If more than one element is specified, the elements must be separated by a comma or a blank and the entire line must be enclosed by parentheses.

