



Virtual Tape Control System

Quick Reference

Version 6.0

CRC Update Only

Proprietary Information Statement

This document and its contents are proprietary to Storage Technology Corporation and may be used only under the terms of the product license or nondisclosure agreement. The information in this document, including any associated software program, may not be reproduced, disclosed or distributed in any manner without the written consent of Storage Technology Corporation.

Limitations on Warranties and Liability

This document neither extends nor creates warranties of any nature, expressed or implied. Storage Technology Corporation cannot accept any responsibility for your use of the information in this document or for your use of any associated software program. You are responsible for backing up your data. You should be careful to ensure that your use of the information complies with all applicable laws, rules, and regulations of the jurisdictions in which it is used.

Warning: No part or portion of this document may be reproduced in any manner or in any form without the written permission of Storage Technology Corporation.

Export Destination Control Statement:

These commodities, technology or software were exported from the United States in accordance with the Export Administration Regulations. Diversion contrary to U.S. law is prohibited.

Restricted Rights

Use, duplication, or disclosure by the U.S. Government is subject to restrictions as set forth in subparagraph (c) (1) (ii) of the Rights in Technical Data and Computer Software clause at DFARS 252.227–7013 or subparagraphs (c) (1) and (2) of the Commercial Computer Software — Restricted Rights at 48 CFR 52.227–19, as applicable.

Revision C - February 2006

This edition applies to Version 6.0.0 of the Virtual Tape Control System software. Information in this publication is subject to change. Send comments about this publication to:

GLSFS@Stortek.com

or

Global Learning Solutions
Storage Technology Corporation
One StorageTek Drive
Louisville, CO 80028-3256
USA

Please include the publication name, part number, and edition number in your correspondence if they are available.

Copyright Statement

© 2006 Storage Technology Corporation. All rights reserved. StorageTek, the StorageTek logo and the following are trademarks or registered trademarks of Storage Technology Corporation:

StorageTek®

Nearline®

Virtual Storage Manager (VSM)[™]

Expert Library Manager (ExLM)[™]

Expert Performance Reporter (ExPR)[™]

Host Software Component (HSC)[™]

TimberLine[™]

Other products and names mentioned herein are for identification purposes only and may be trademarks of their respective companies.

About this Book

Virtual Tape Control System 6.0.0 (VTCS 6.0.0, hereafter referred to as “VTCS”) is MVS host software, which together the portions of NCS 6.0.0 that support VTCS and the Virtual Tape Storage Subsystem (VTSS), comprises Virtual Storage Manager (VSM).

Reader’s Comments

If you have comments on this book, please e–mail us at gl1sfs@stortek.com and include the document title and number with your comments.

About the Software

This guide applies to VTCS 6.0.0 and NCS 6.0.0 and above.

How this Guide is Organized

This guide contains the following sections:


- “VTCS Utilities and Commands” on page 1
- “HSC Command, Utility, and Control Statement Syntax” on page 19
- “LibraryStation Enhancements and Additions” on page 27

Conventions Used in This Guide


Syntax

Syntax flow diagram conventions include the following:


Flow Lines—Syntax diagrams consist of a horizontal baseline, horizontal and vertical branch lines and the command text. Diagrams are read left to right and top to bottom. Arrows show flow and direction.




Single Required Choice—Branch lines (without repeat arrows) indicate that a single choice must be made. If one of the items to choose from is on the baseline of the diagram, one item must be selected.




Single Optional Choice—If the first item is on the line below the baseline, one item may optionally be selected.



Defaults—Default values and parameters appear above the baseline.



Repeat Symbol—A repeat symbol indicates that more than one choice can be made or that a single choice can be made more than once. The repeat symbol shown in the following example indicates that a comma is required as the repeat separator.



Keywords—All command keywords are shown in all upper case or in mixed case. When commands are not case sensitive, mixed case implies that the lowercase letters may be omitted to form an abbreviation.


Variables—Italic type is used to indicate a variable.

Alternatives—A bar (|) is used to separate alternative parameter values.


Optional—Brackets [] are used to indicate that a command parameter is optional.

Delimiters—If a comma (,), a semicolon (;), or other delimiter is shown with an element of the syntax diagram, it must be entered as part of the statement or command.

Ranges—An inclusive range is indicated by a pair of elements of the same length and data type, joined by a dash. The first element must be strictly less than the second element.



Lists—A list consists of one or more elements. If more than one element is specified, the elements must be separated by a comma or a blank and the entire line must be enclosed by parentheses.



Related Publications

The following publications provide additional information about VSM and StorageTek's Automated Cartridge System software and hardware.

VTCS and VSM

The VTCS and VSM documentation set consists of the following:

- *Introduction to VSM*, which you can request from your StorageTek representative
- The VTCS 5.1.0 Information CD-ROM, which contains PDF file formats of *Virtual Tape Control System Installation and Configuration Guide*, *Virtual Tape Control System Reference*, *Virtual Tape Control System Administrator's Guide*, *Virtual Tape Control System Messages*, and *Virtual Tape Control System XML Reference*
- *Virtual Tape Control System Installation and Configuration Guide* (this book)
- *Virtual Tape Control System Reference*
- *Virtual Tape Control System Administrator's Guide*
- *Virtual Tape Control System Messages*
- *Virtual Tape Control System Quick Reference*
- *Virtual Tape Control System XML Reference*
- *VSM Offsite Vault Disaster Recovery Guide* (supplied with the VSM Offsite Vault Disaster Recovery Feature)

VTSS

- *Virtual Storage Manager Planning, Implementation, and Usage Guide*
- *Virtual Storage Manager Physical Planning Guide*
- *VTSS Installation Guide*

- NCS**
- *NCS Installation Guide*
 - *SMC Administration and Configuration Guide*
- HSC-MVS
Environment
- *Configuration Guide*
 - *Operator's Guide*
 - *System Programmer's Guide*
 - *Messages and Codes*
 - *System Programmer's Reference Summary*
 - *Operator's Reference Summary*
- LibraryStation
- *Configuration Guide*
 - *Operator and System Programmer's Guide*
 - *Messages and Codes*
- MVS/CSC
- *Configuration Guide*
 - *Operator Guide*
 - *System Programmer Guide*
 - *Messages and Codes*
- ExPR**
- *Introduction to ExPR*
 - *ExPR SMP/E Installation*
 - *ExPR MVS Configuration*
 - *ExPR MVS Reports*
 - *ExPR MVS Reference*

ExLM 4.0.0

The ExLM 4.0.0 documentation set consists of the following:

- The ExLM 4.0.0 Information CD-ROM, which contains PDF file formats of *ExLM Installation Guide*, *ExLM System Administrator's Guide*, *ExLM System Administrator's Guide - Field Tables Supplement*, and *ExLM Messages and Codes*
- *ExLM Installation Guide*
- *ExLM System Administrator's Guide*
- *ExLM System Administrator's Guide - Field Tables Supplement*
- *ExLM Messages and Codes*
- *ExLM Quick Reference*

ExLM 5.0.0

The ExLM 5.0.0 documentation set consists of the following:

- The ExLM 5.0.0 Information CD-ROM, which contains PDF file formats of the ExLM publications
- *ExLM Installation Guide*
- *ExLM System Administrator's Guide*
- *ExLM Messages and Codes*
- *ExLM Quick Reference* (includes information formerly provided in the *ExLM 4.0.0 System Administrator's Guide - Field Tables Supplement*)

IBM Publications

- *IBM ESA/390 Common I/O-Device Commands and Self Description*
- *IBM 3490 Magnetic Tape Subsystem Models A01, A02, A10, A20, B02, B04, B20, and B40 Introduction*
- *IBM 3490 Magnetic Tape Subsystem Models A01, A02, A10, A20, B02, B04, B20, and B40 Hardware Reference* (Referred to in this book as the *IBM 3490 Hardware Reference*)
- *IBM 3490 Command Reference*
- *IBM 3480 Magnetic Tape Subsystem Reference*
- *IBM 3480 Installation Guide and Reference*
- *OS/390 V2R4.0 MVS Planning: Global Resource Serialization*
- *MVS Authorized Assembler Services Guide*

Online Documentation on the StorageTek CRC

The StorageTek Customer Resource Center (CRC) on the World Wide Web provides online versions in PDF format of this book, the related StorageTek publications listed on page vi, and many other StorageTek software and hardware publications.



To access PDF documents on the StorageTek CRC:

1. **Using an Internet browser such as Netscape or Internet Explorer, go to the StorageTek CRC at:**

<http://www.support.storagetek.com/>

2. **Click the Login link.**

3. **Fill in the login information.**

If this is the first time you have used the CRC, click Request a CRC password and fill in the requested information. You should receive your account information within two business days.

4. **From the upper left bar, click Product Information and Current Products from the dropdown links.**

5. **Select Software from the Product Family dropdown menu and click Next.**

Click the desired product link from the Product Categories and navigate to the documents you want to view.

Technical Support

Refer to *Requesting Help from Software Support* for information about contacting StorageTek for technical support and for requesting changes to software products.

Contents

About this Book	iii
Reader's Comments	iii
About the Software	iii
How this Guide is Organized	iii
Conventions Used in This Guide	iv
Related Publications	vi
Technical Support	ix
VTCS Utilities and Commands	1
VTCS Utilities	1
VTCS Commands	1
AUDIT	2
CANCEL	2
CONFIG	3
CONSOLID	5
DECOM	5
DELETSCR	6
DISPLAY	7
EXPORT	8
IMPORT	9
MERGEMFST	9
MIGRATE	10
MVCDEF	10
MVCDRAIN	11
MVCMAINT	12
MVCPLRPT	12
MVCRPT	13
QUERY	13
RECALL	13
RECLAIM	14
RTV	14

SET MIGOPT	15
TRACE	15
VARY CLINK	15
VARY RTD	15
VARY VTSS	16
VTVMaint	16
VTVRPT	17
HSC Command, Utility, and Control Statement Syntax	19
DISPLAY Command	20
FEATURES Control Statement	
MERGECDS Utility	
MGMTCLAS Basic Management Feature	20
MGMTCLAS Advanced Management Feature	
MGMTDEF Command	
MOUNT Command	
MVCPool Control Statement	
STORCLAS Control Statement	21
STORLST Control Statement	22
STORSEL Control Statement	23
TAPEREQ Control Statement	
UNITATTR Control Statement	
VOLATTR Control Statement	24
VTSSLST Control Statement	25
VTSSSEL Control Statement	25
LibraryStation Enhancements and Additions	27
SPNUM Statement	
VIRTACS Statement	28

VTCS Utilities and Commands

This section contains the syntax for the VTCS commands and utilities. Each syntax page contains an “Interface” section that describes the valid interfaces (command only, utility only, or both). For complete descriptions of VTCS commands and utilities, see *VTCS Reference*.

VTCS Utilities

You use the SWSRTV program to run the RTV utility. To invoke all other VTCS utilities, you use the SWSADMIN program, which follows the same syntax rules and accepts the same input parameters as the HSC SLUADMIN utility program.

VTCS Commands

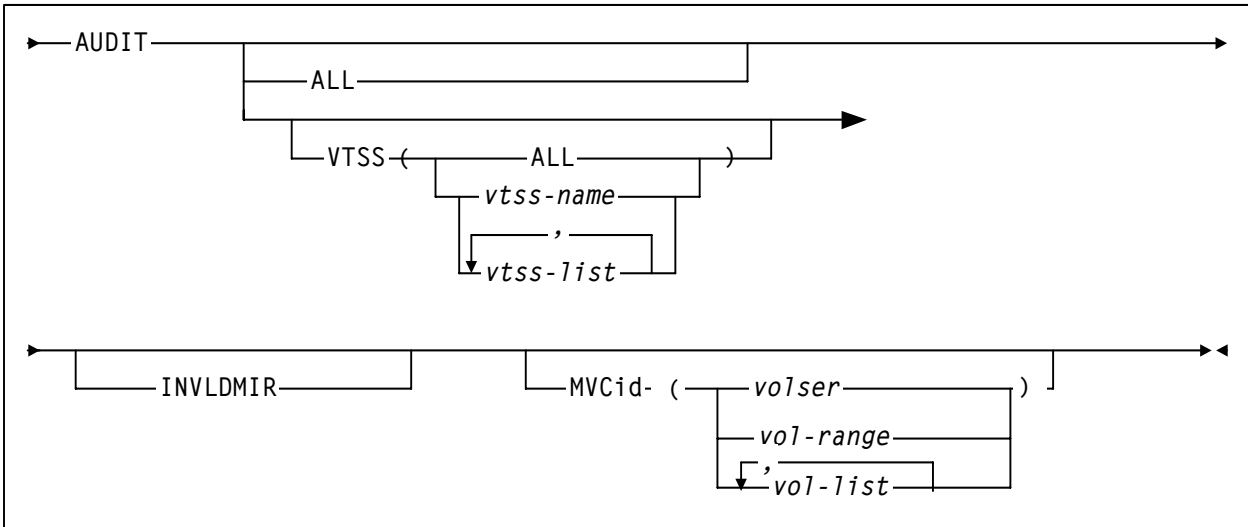
Like HSC commands, VTCS commands consist of the HSC command prefix character followed immediately by a command name and required or optional positional parameters and keyword parameters.

The VTCS command prefix is the same command prefix used by the HSC with which the VTCS is communicating. This allows HSC to intercept and interpret the command. For example, to cancel all active and queued VSM processes that use an RTD, enter the following:

```
.VT CAN T(ALL)
```

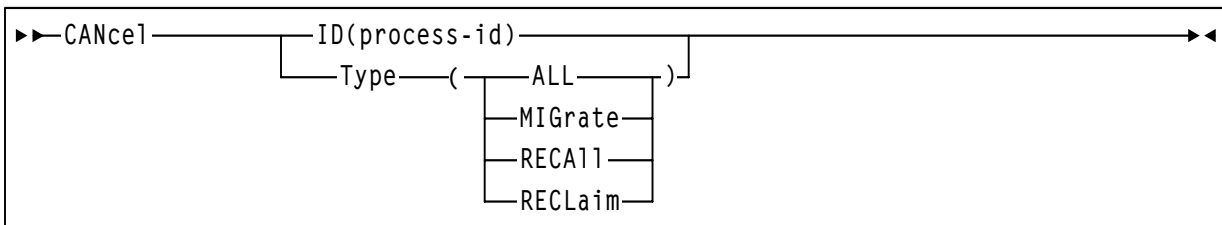
For more information about the rules governing commands, refer to Chapter 2, “Commands, Control Statements, and Utilities,” in *HSC Operator’s Guide for MVS*.

AUDIT



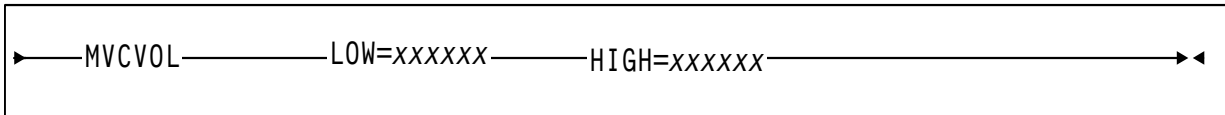
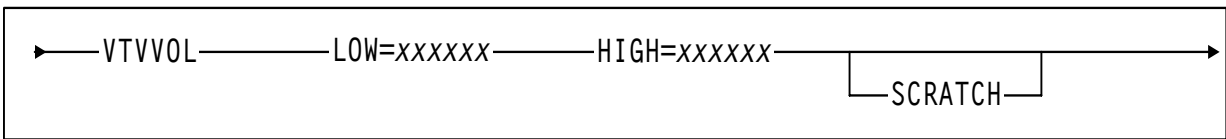
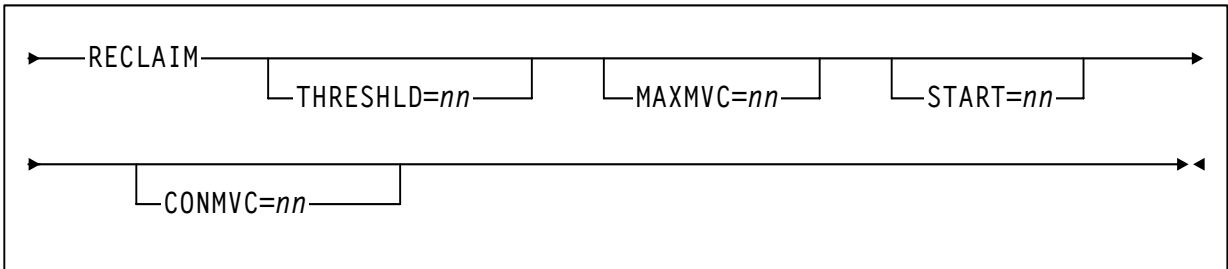
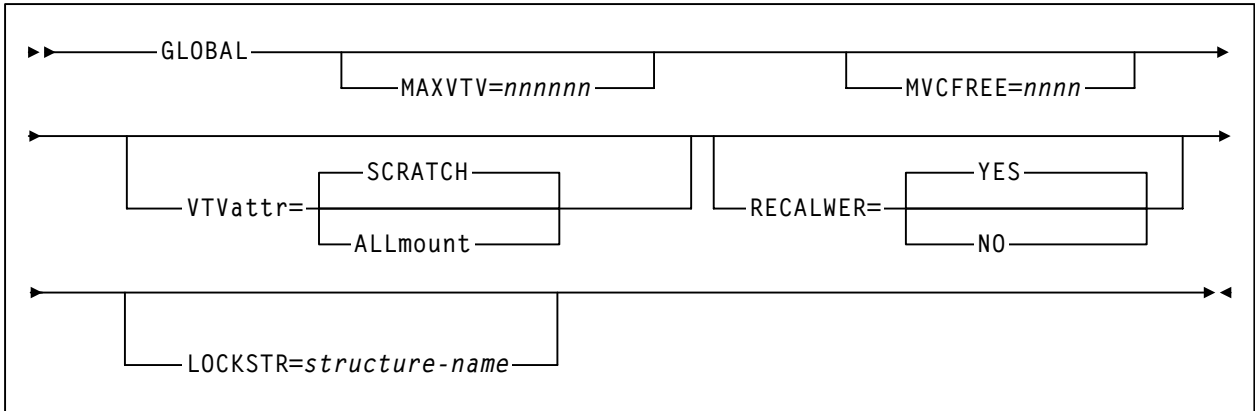
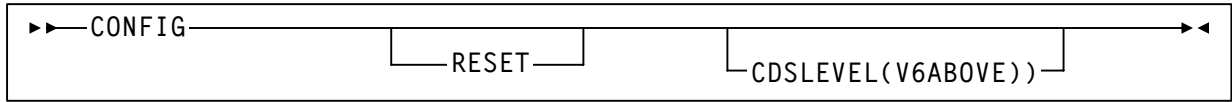
Interfaces: SWSADMIN utility only

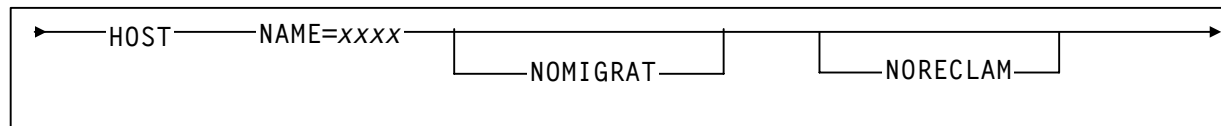
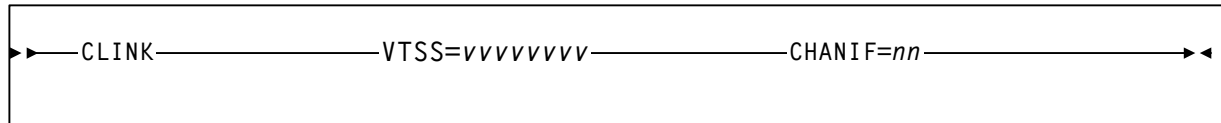
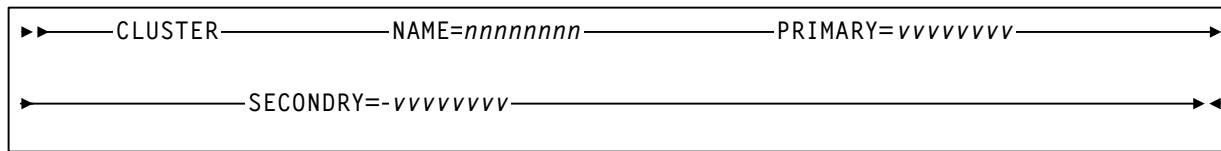
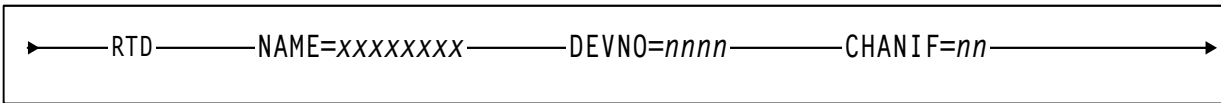
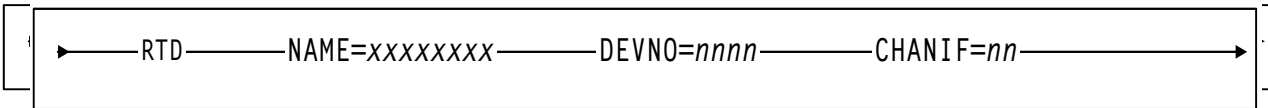
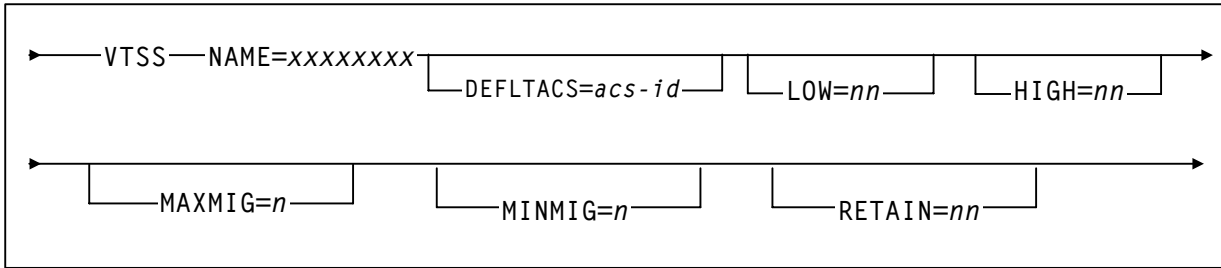
CANCEL



Interfaces: SWSADMIN utility and VT command

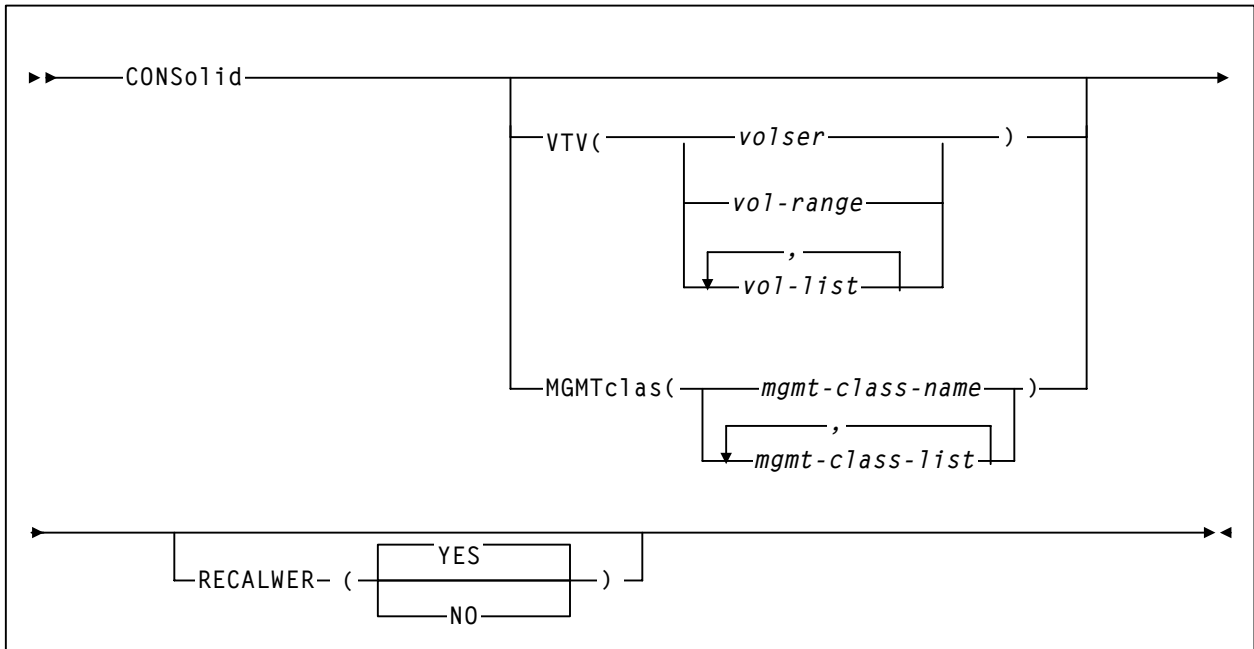
CONFIG





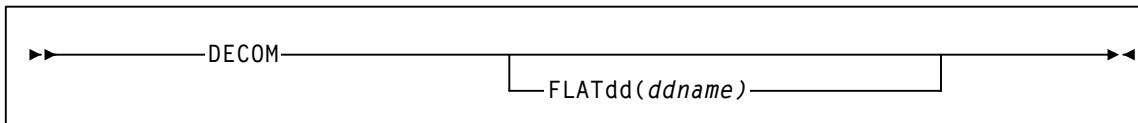
Interfaces: SWSADMIN utility only

CONSOLID



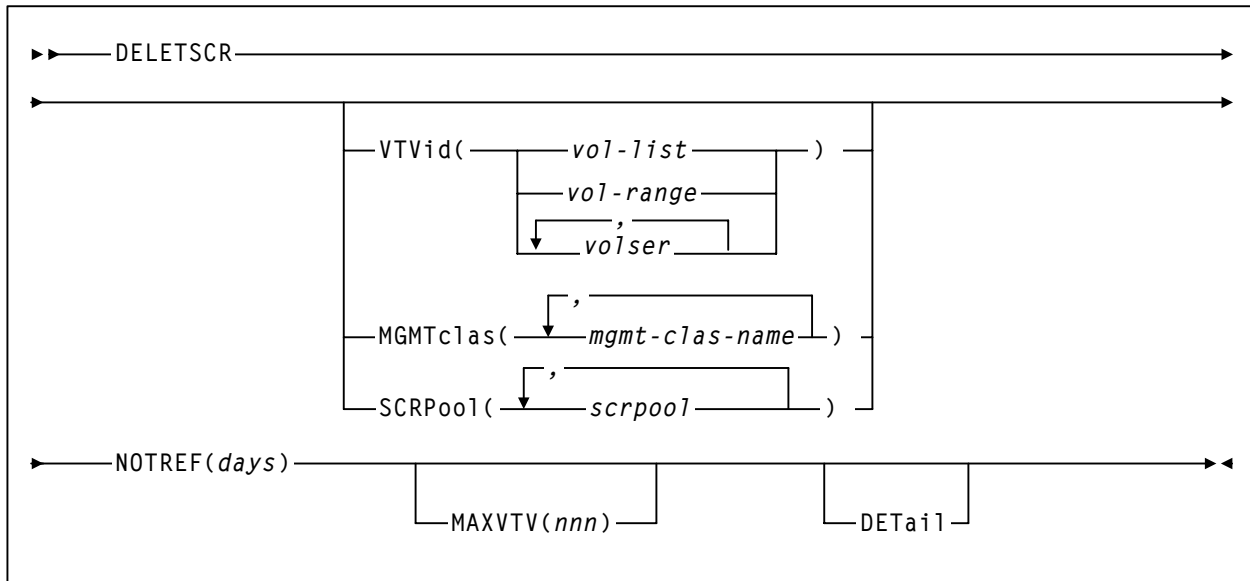
Interfaces: SWSADMIN utility only

DECOM



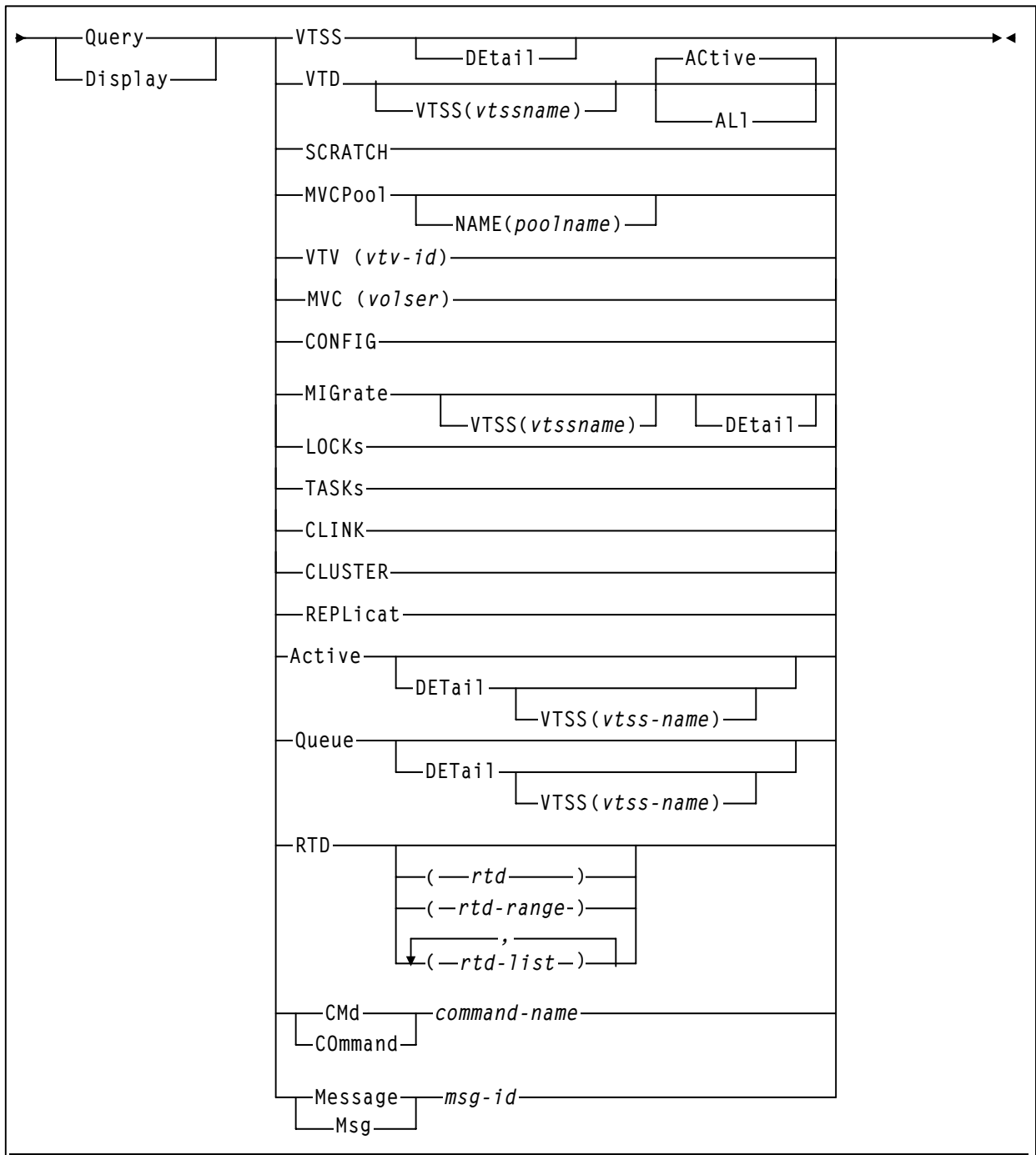
Interfaces: SWSADMIN utility only

DELETSCR



Interfaces: SWSADMIN utility only

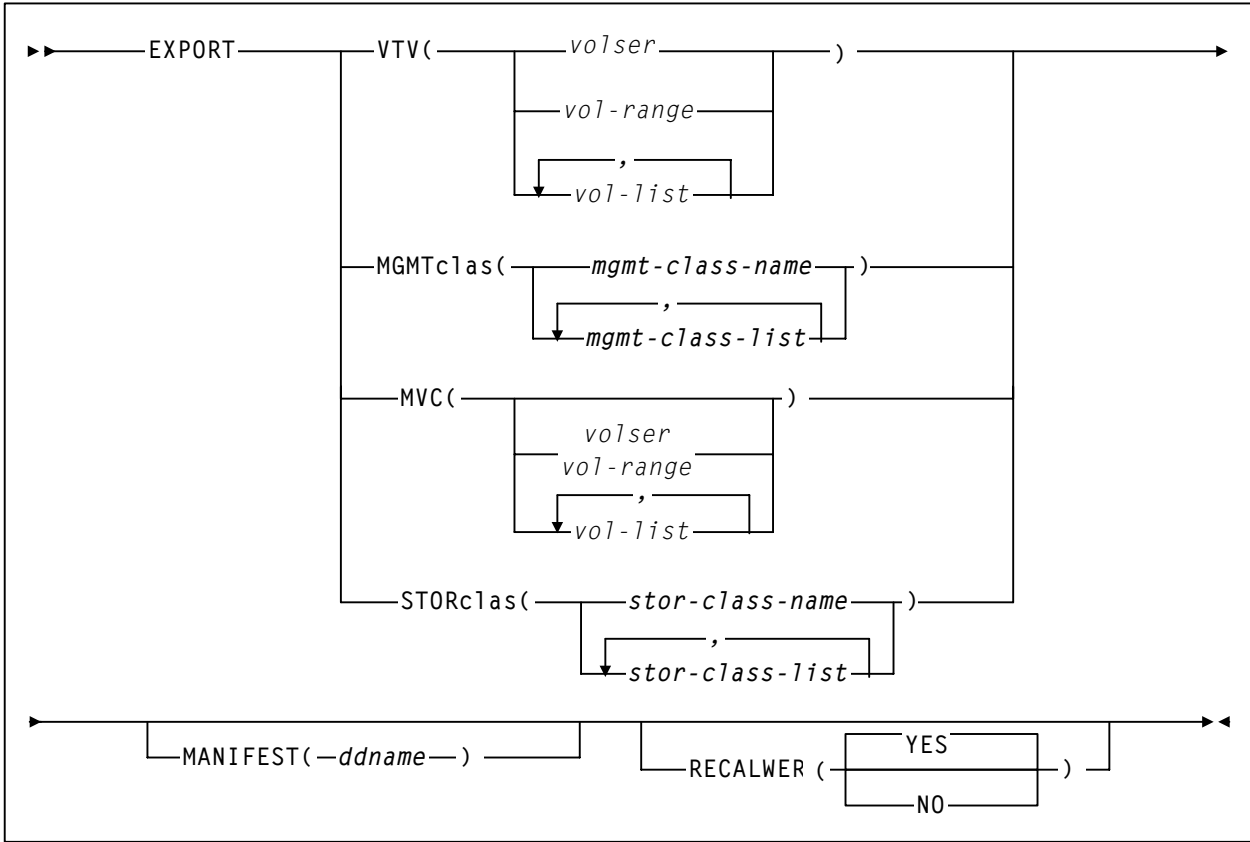
DISPLAY



Interfaces: SWSADMIN utility and VT command *except* for the following, which are only valid as commands:

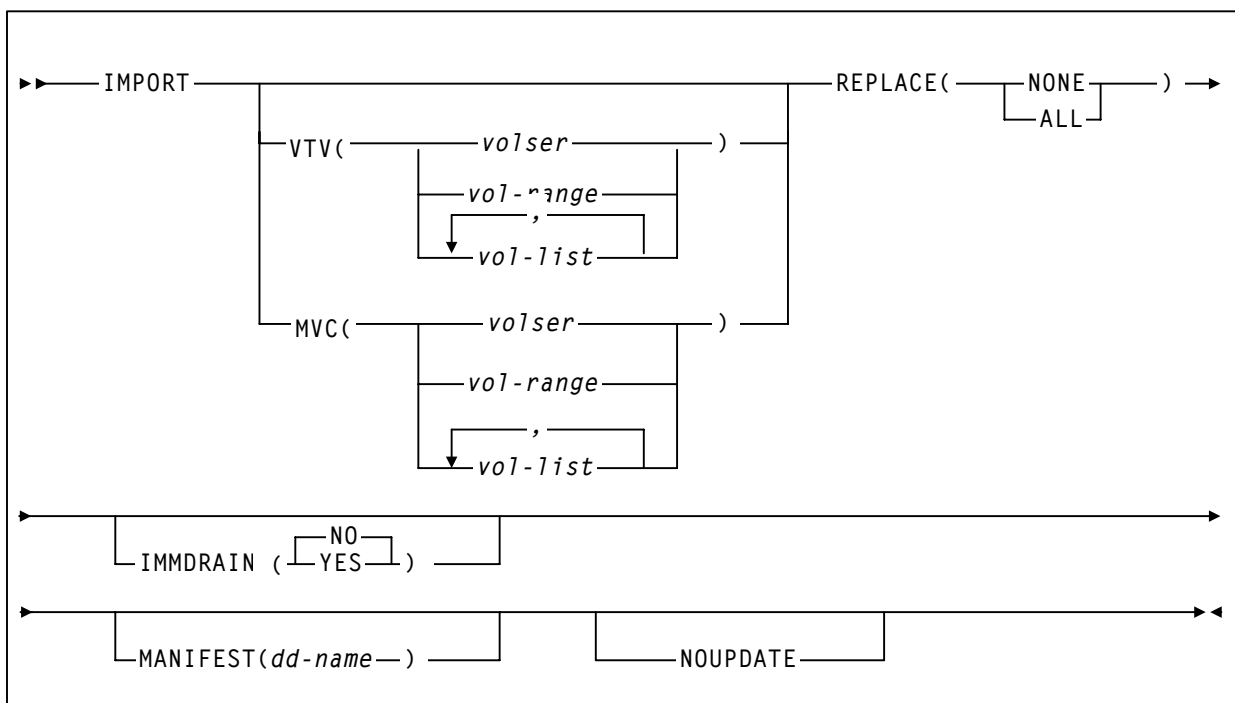
- VT Display CMD or VT Query CMD
- VT Display MSG or VT Query MSG

EXPORT



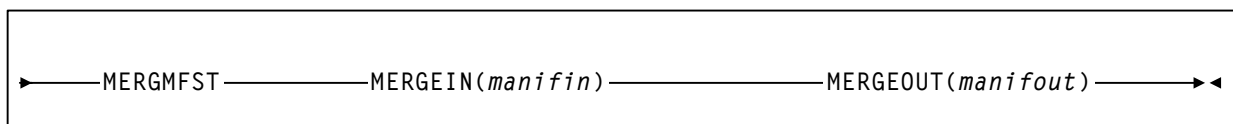
Interfaces: SWSADMIN utility only

IMPORT



Interfaces: SWSADMIN utility only

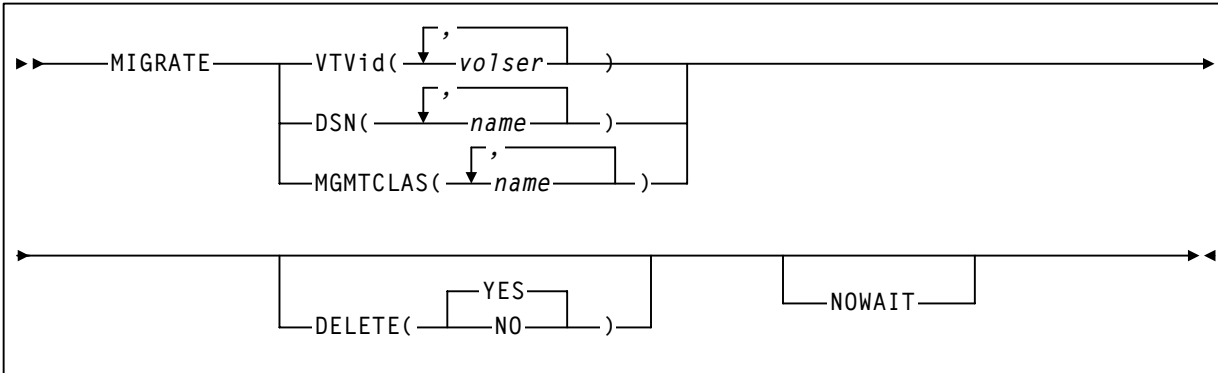
MERGMFST



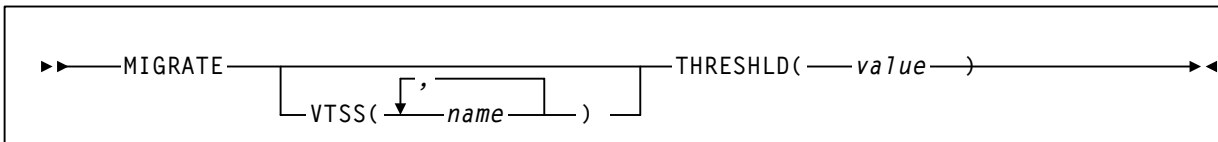
Interfaces: SWSADMIN utility only

MIGRATE

Format 1

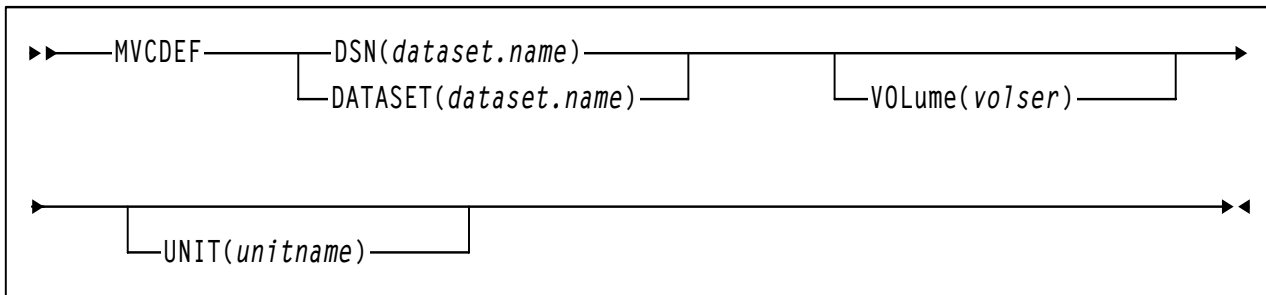


Format 2



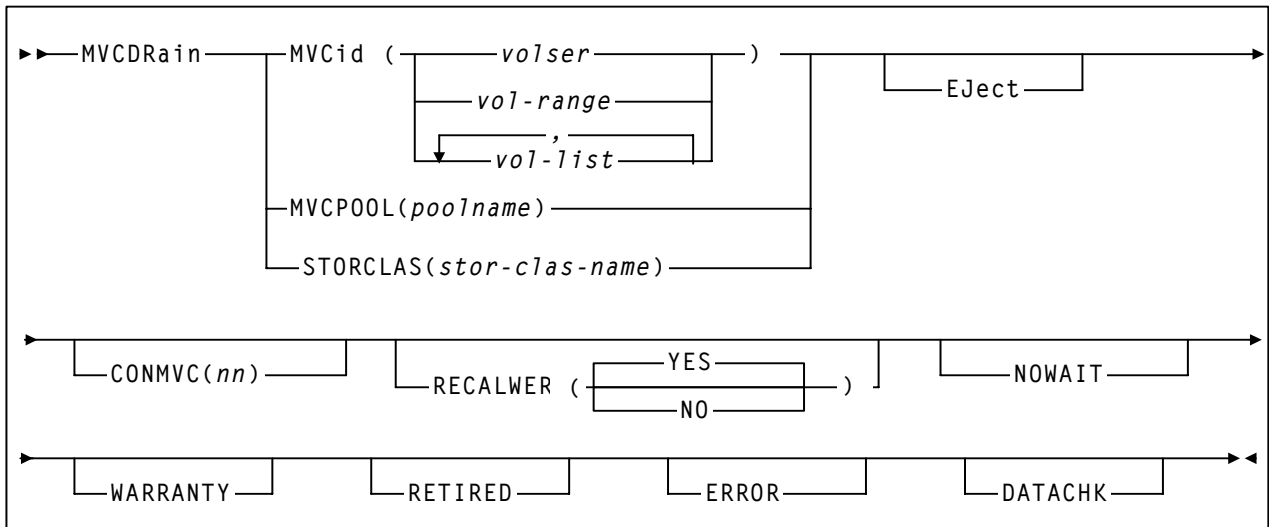
Interfaces: SWSADMIN utility and VT command

MVCDEF



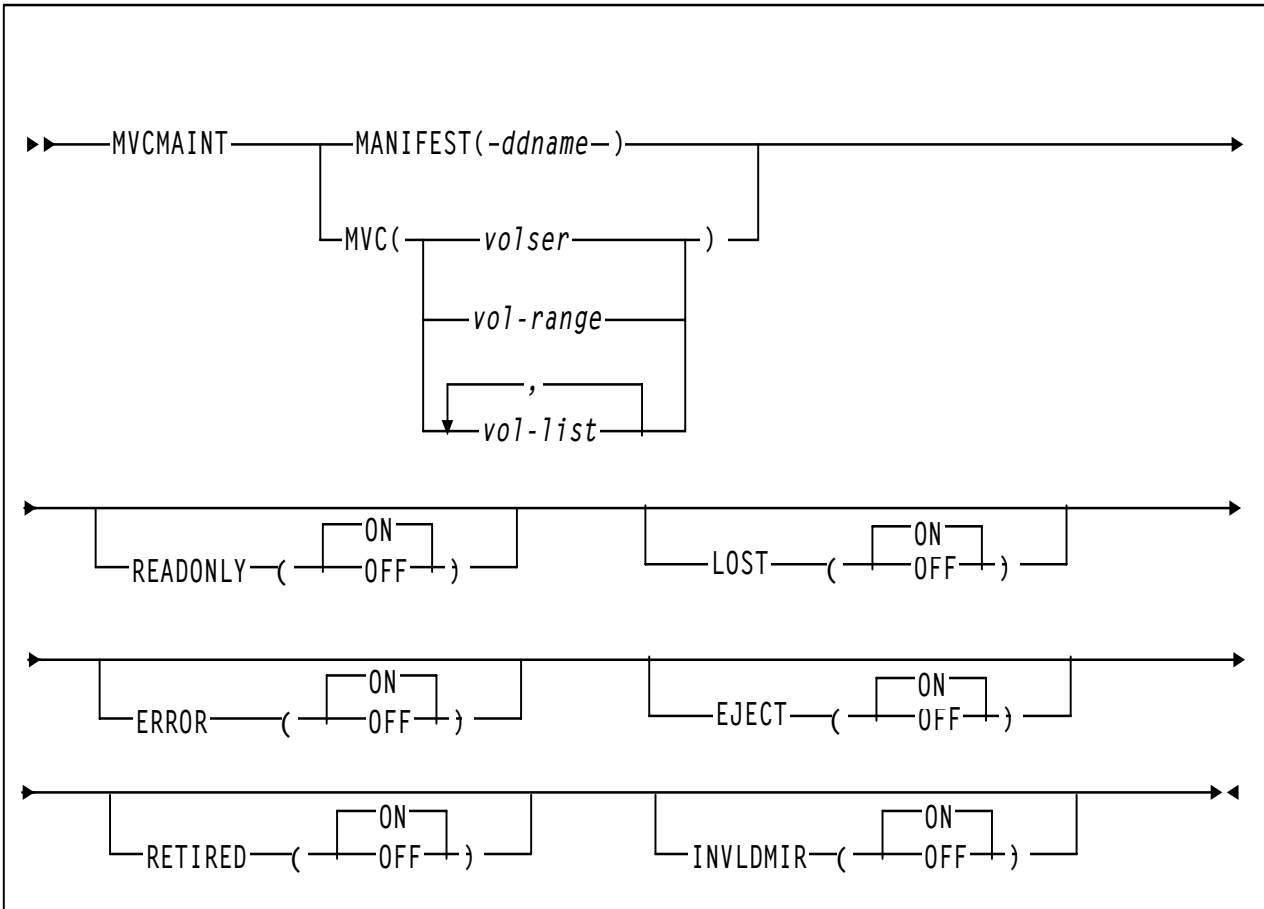
Interfaces: VT command only

MVCDRAIN



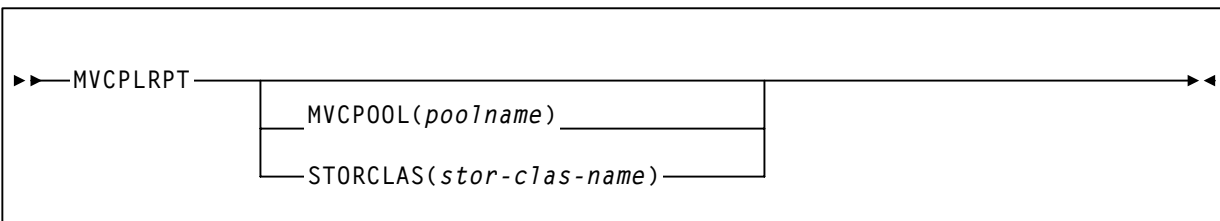
Interfaces: SWSADMIN utility and VT command

MVCMaint



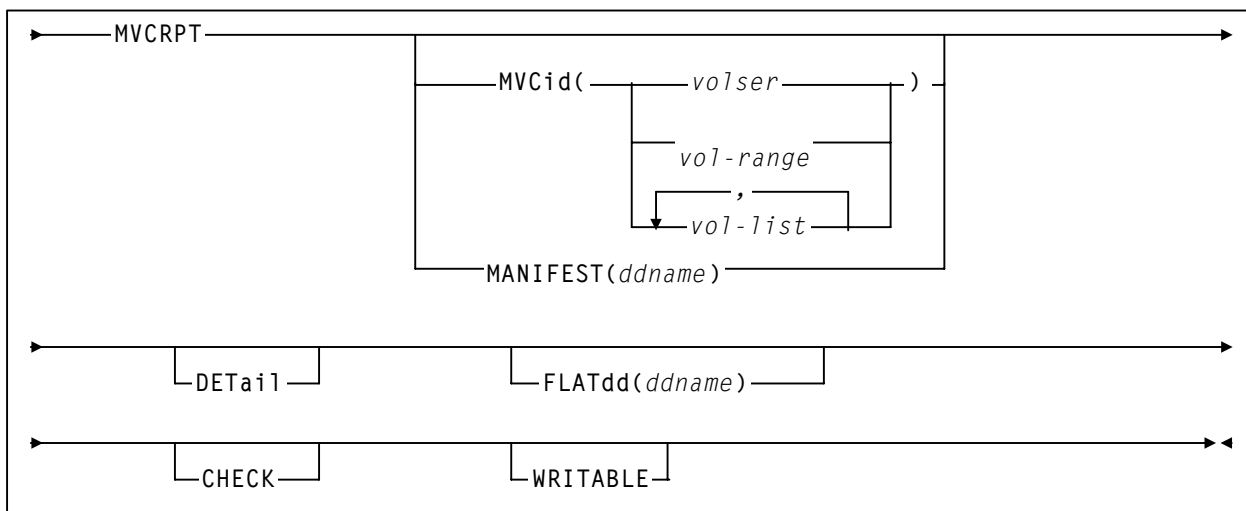
Interfaces: SWSADMIN utility only

MVCPLRPT



Interfaces: SWSADMIN utility only

MVCRPT

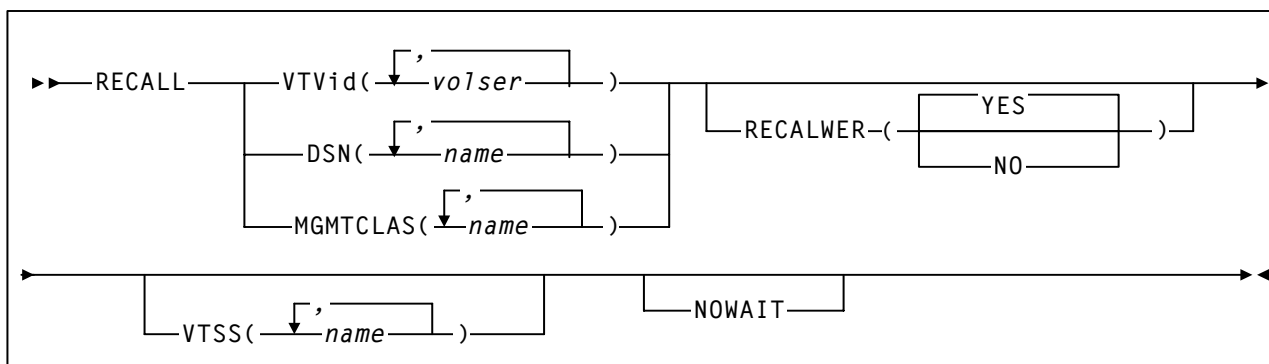


Interfaces: SWSADMIN utility only

QUERY

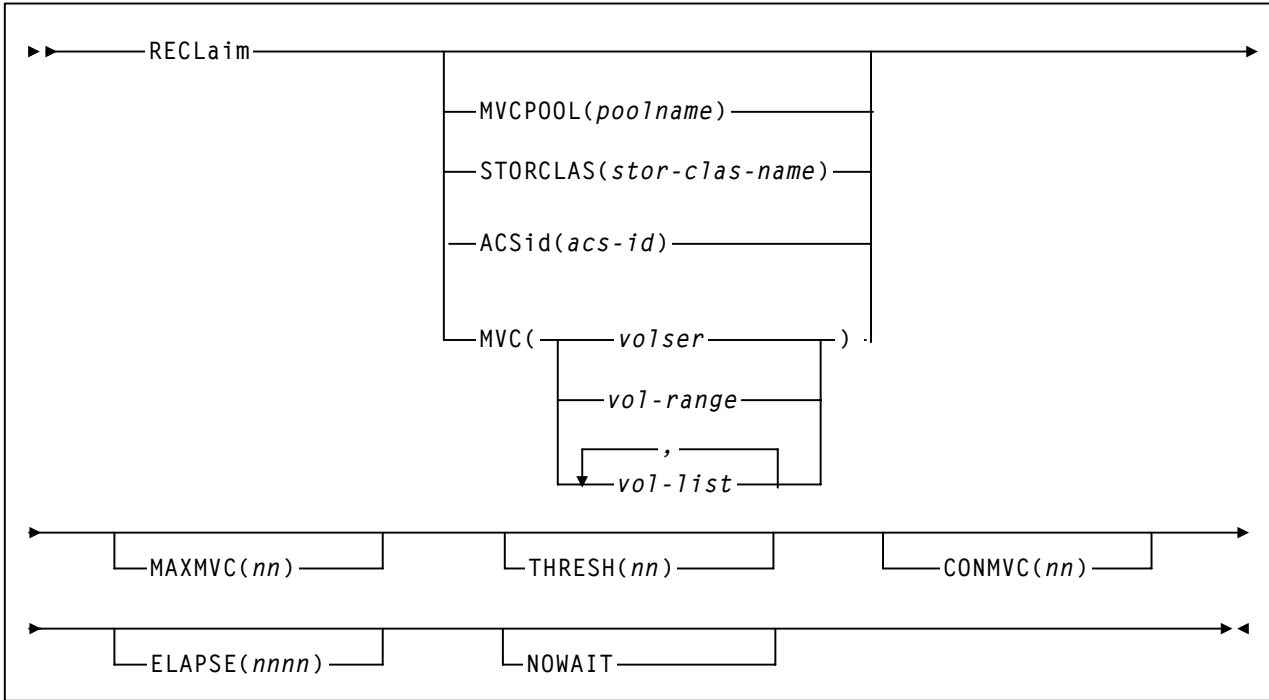
See DISPLAY.

RECALL



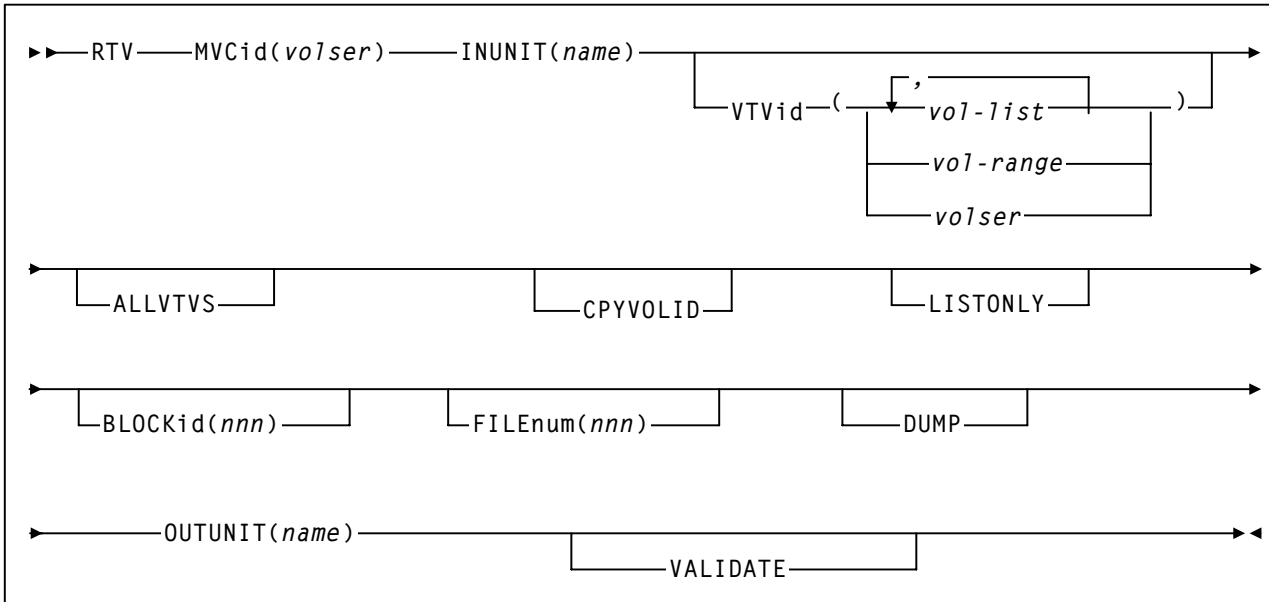
Interfaces: SWSADMIN utility and VT command

RECLAIM



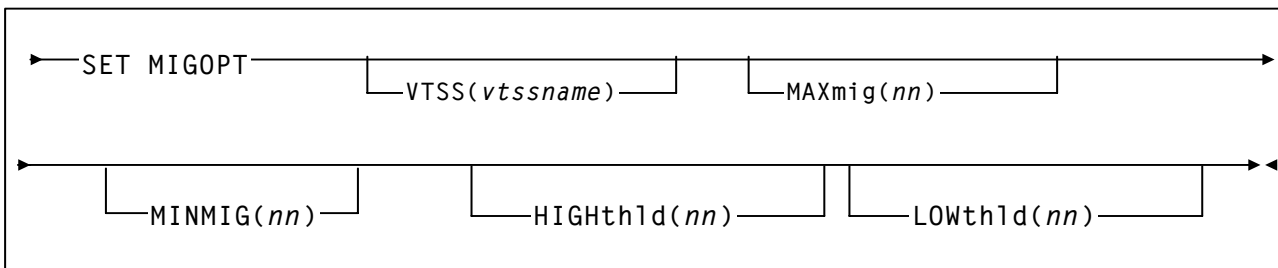
Interfaces: SWSADMIN utility and VT command

RTV



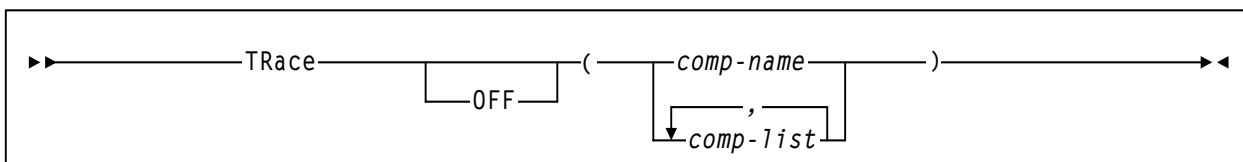
Interfaces: SWSRTV only

SET MIGOPT



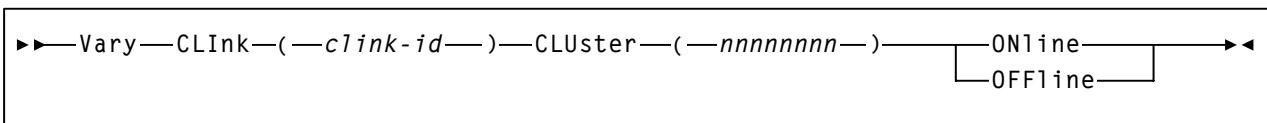
Interfaces: SWSADMIN utility and VT command

TRACE



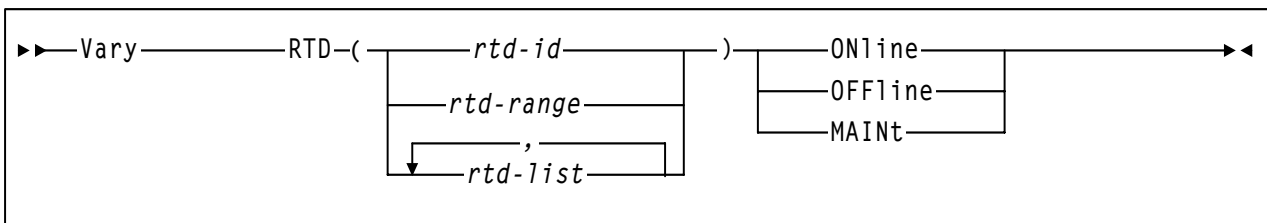
Interfaces: SWSADMIN utility and VT command

VARY CLINK



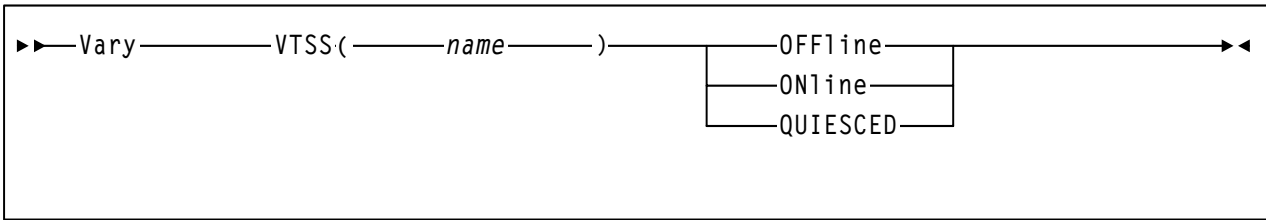
Interfaces: SWSADMIN utility and VT command

VARY RTD



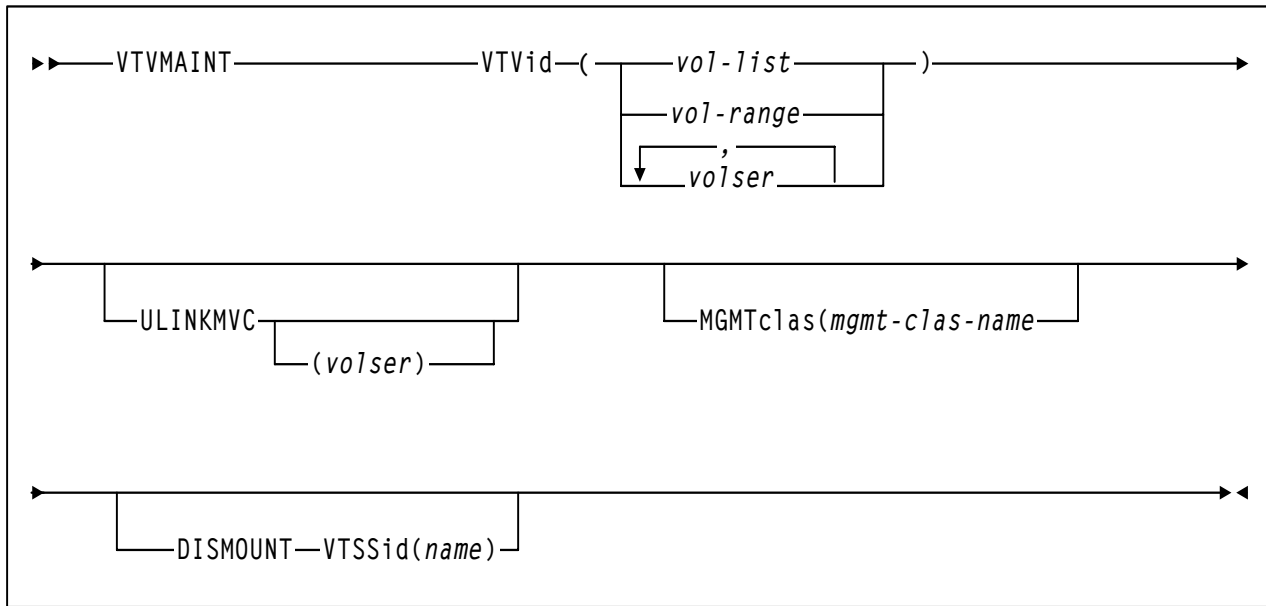
Interfaces: SWSADMIN utility and VT command

VARY VTSS

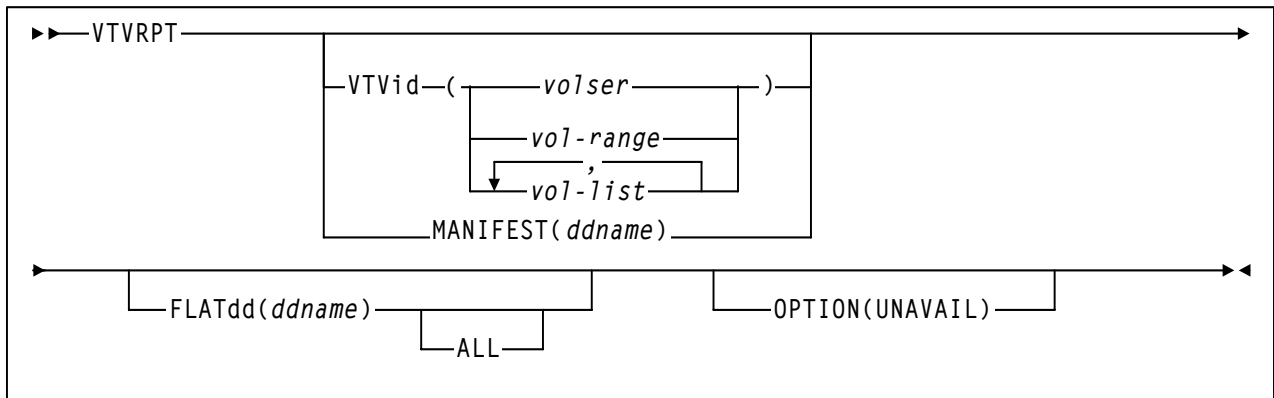


Interfaces: SWSADMIN utility and VT command

VTVMaint



Interfaces: SWSADMIN utility only

VTVRPT

Interfaces: SWSADMIN utility only

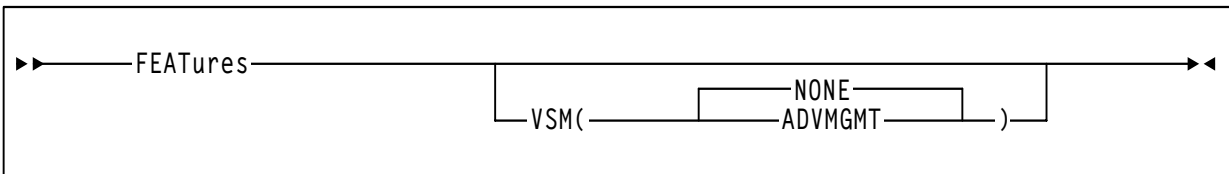
HSC Command, Utility, and Control Statement Syntax

This section contains syntax for HSC enhancements and additions that support VSM. For complete descriptions of these HSC enhancements and additions, see *VTCS Command and Utility Reference*.

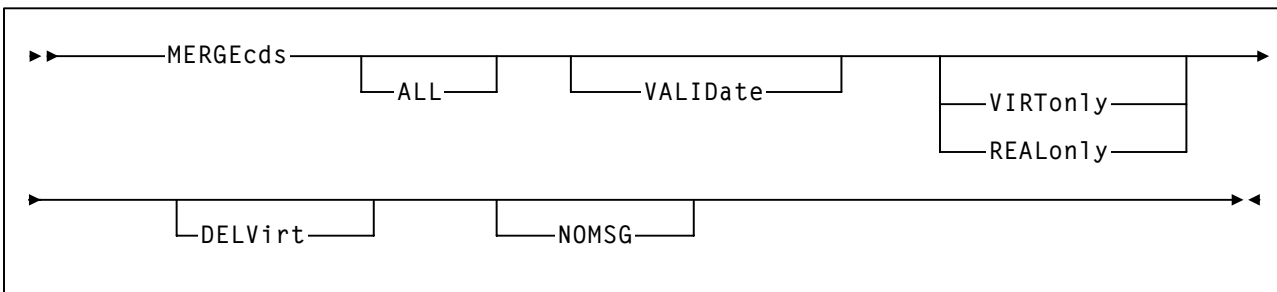
DISPLAY Command



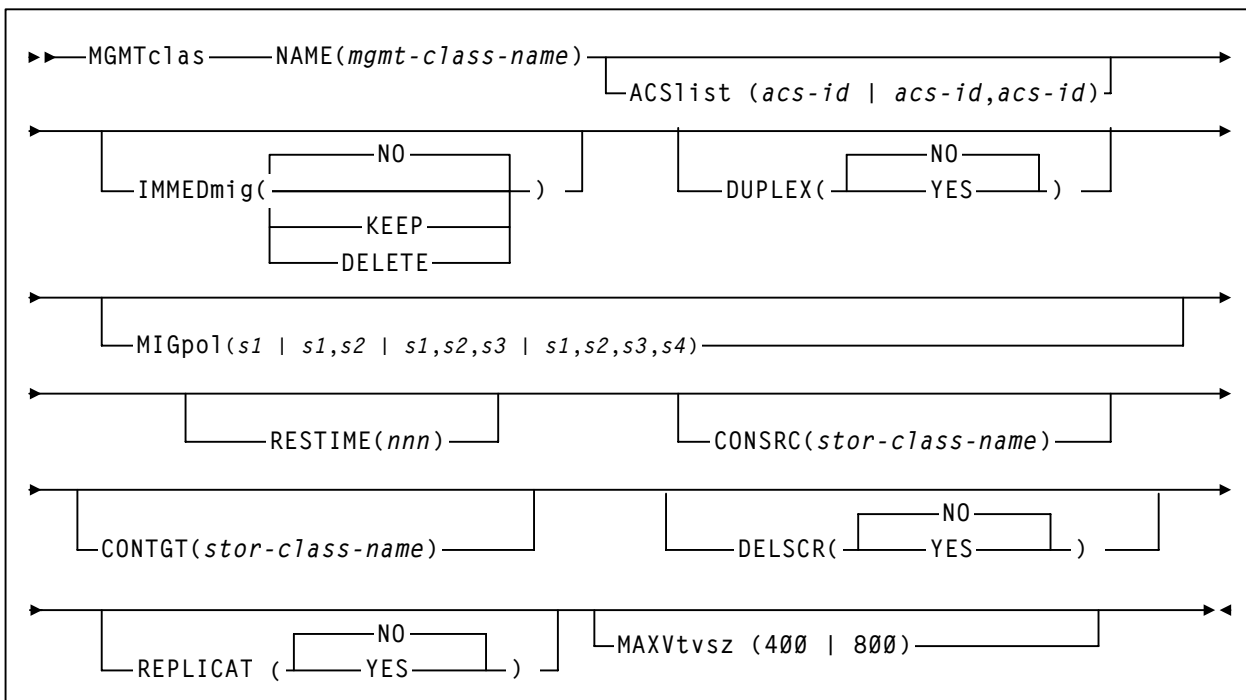
FEATURES Control Statement



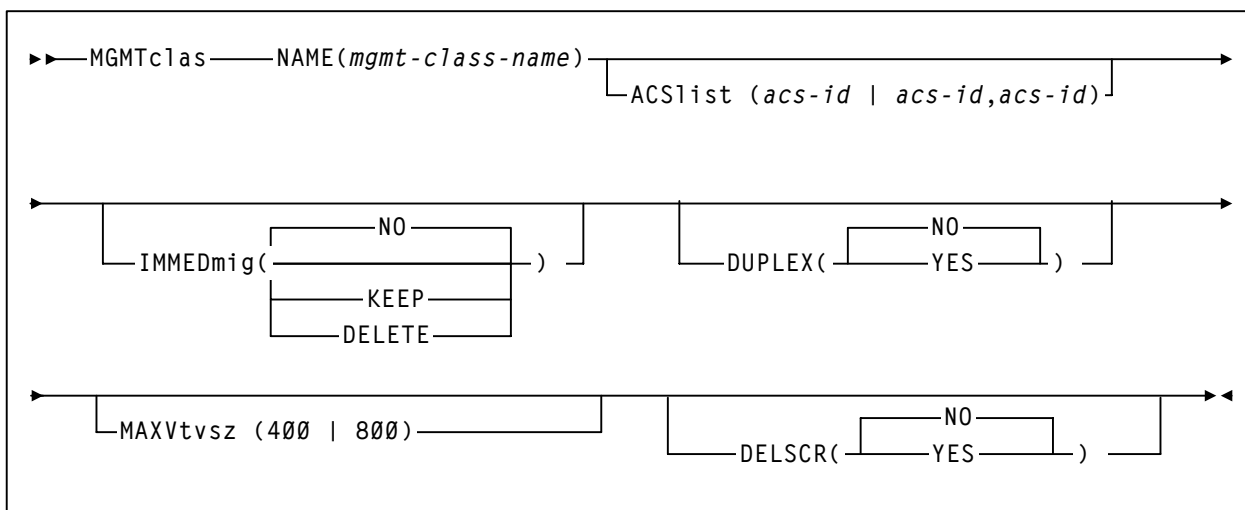
MERGECDs Utility



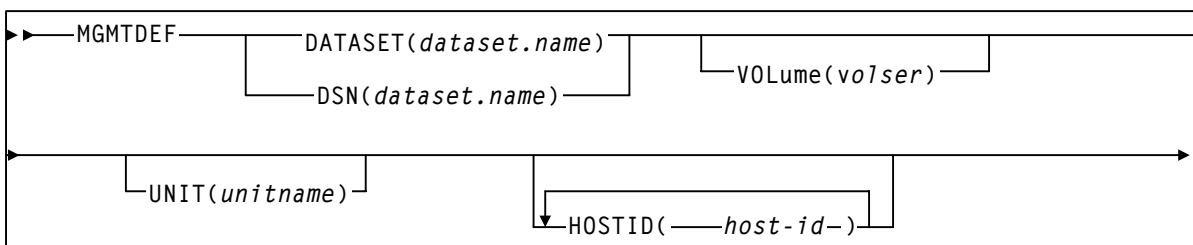
MGMTCLAS Basic Management Feature



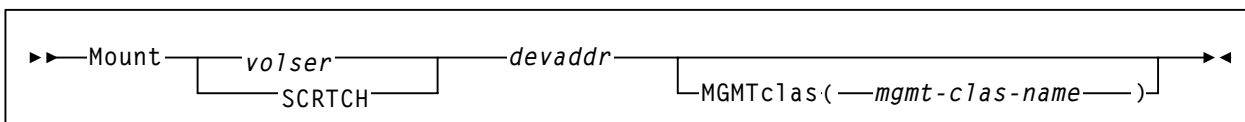
MGMTCLAS Advanced Management Feature



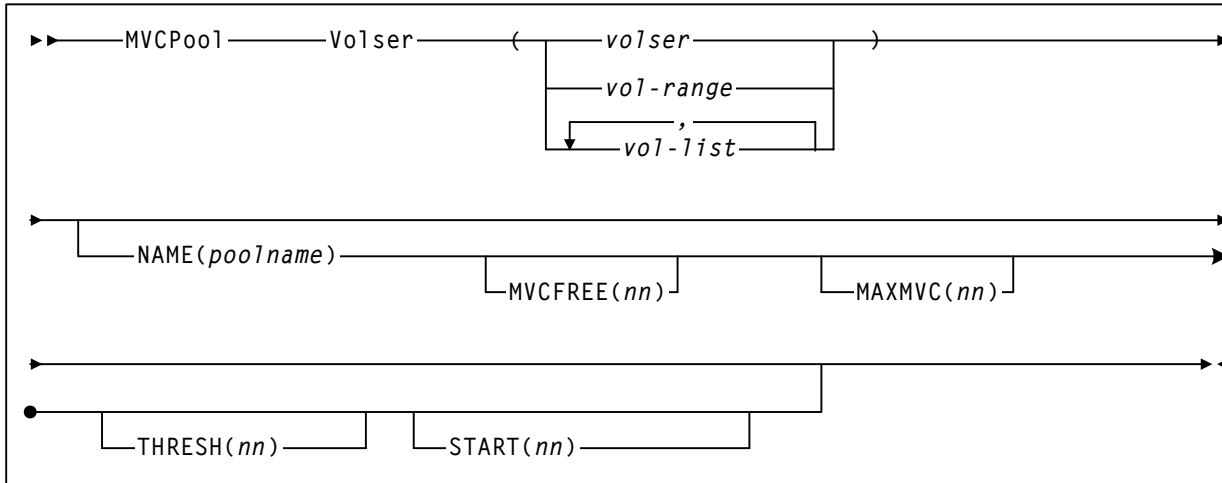
MGMTDEF Command



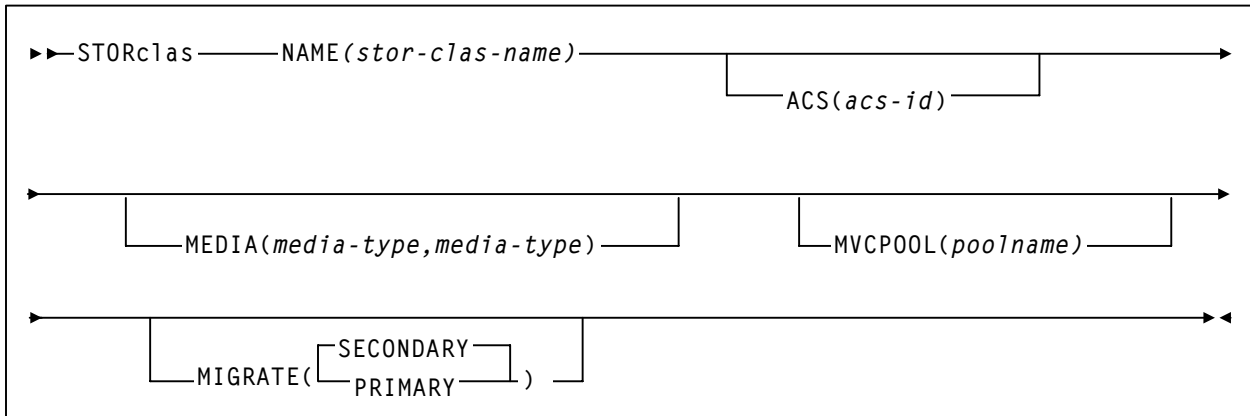
MOUNT Command



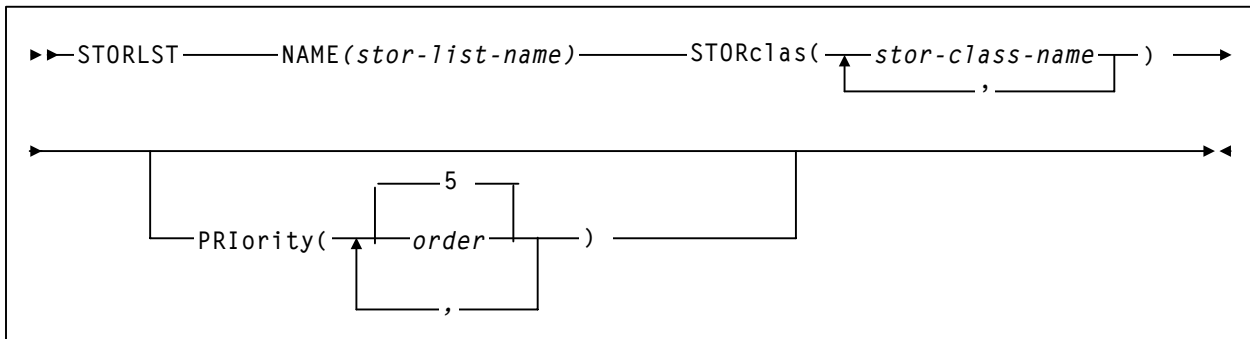
MVCPool Control Statement



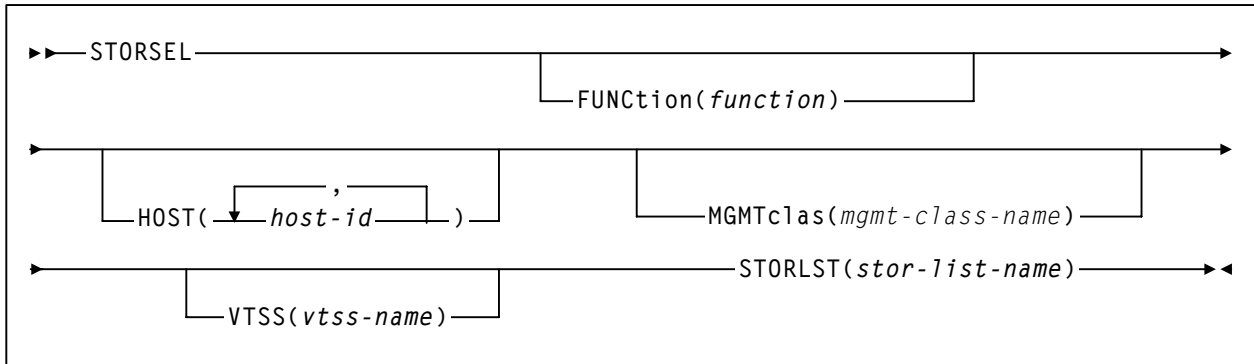
STORCLAS Control Statement



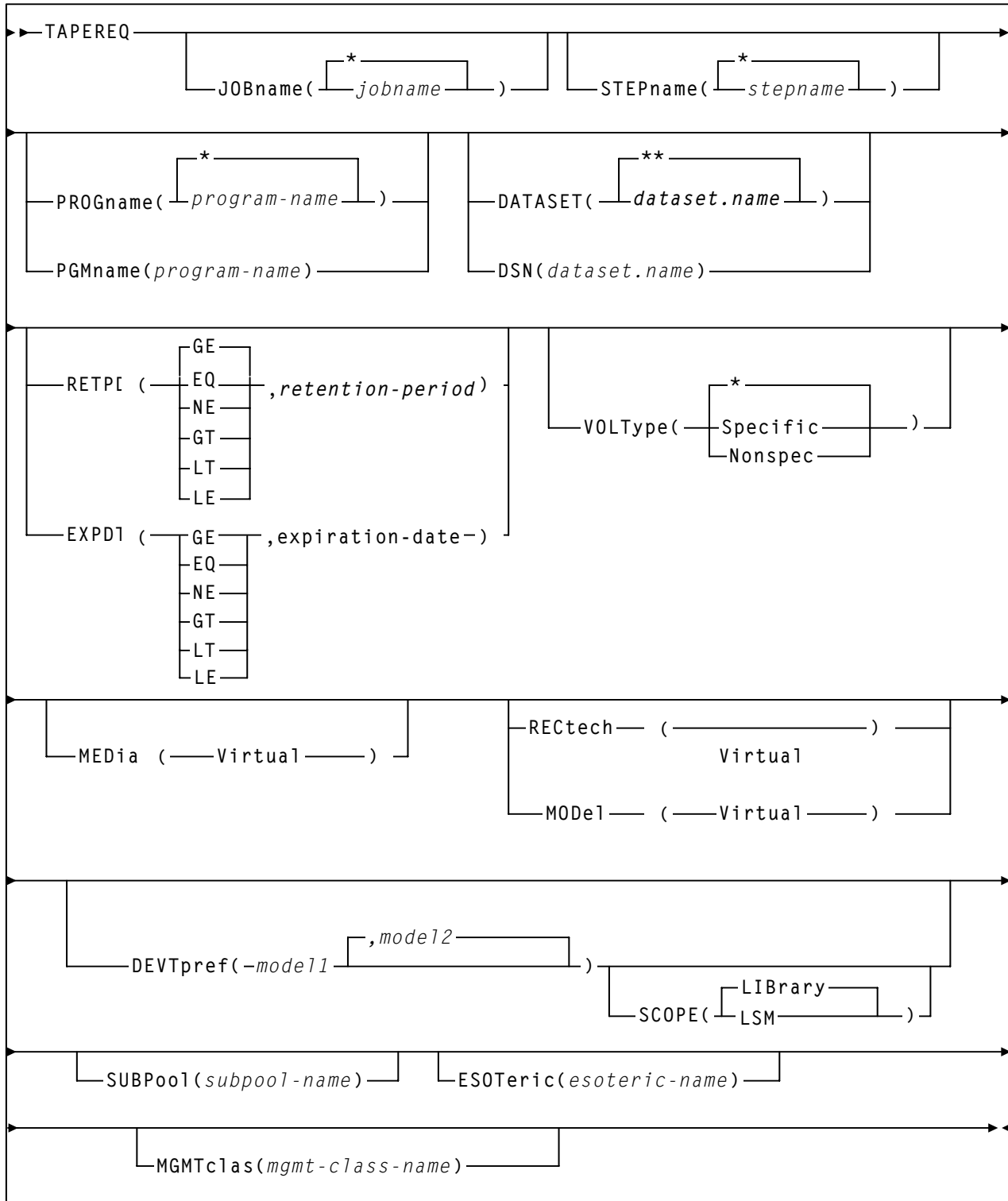
STORLST Control Statement



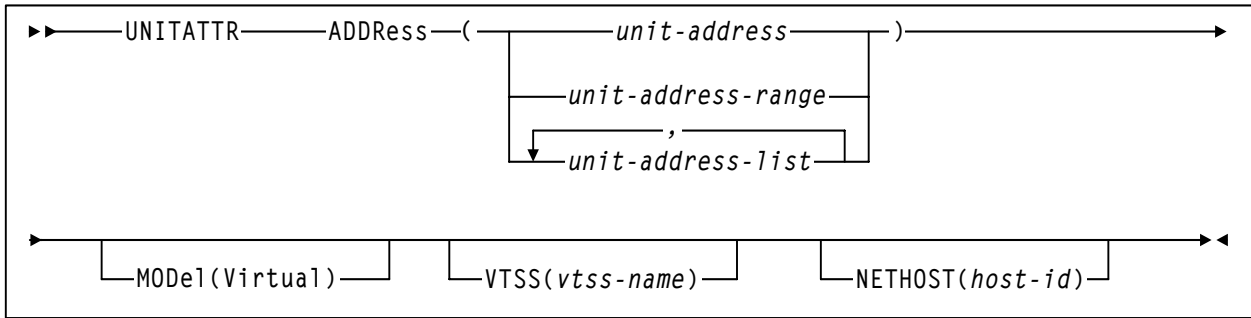
STORSEL Control Statement



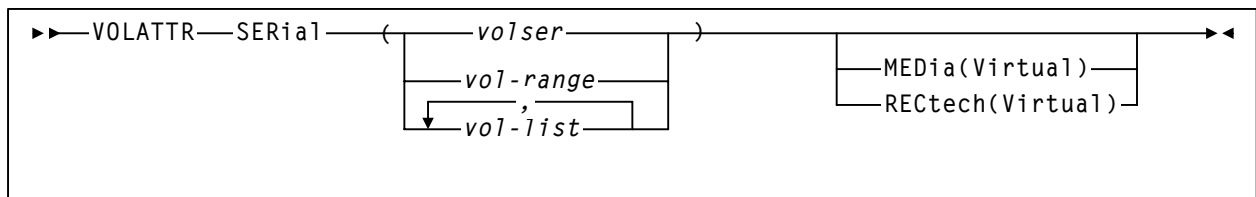
TAPEREQ Control Statement



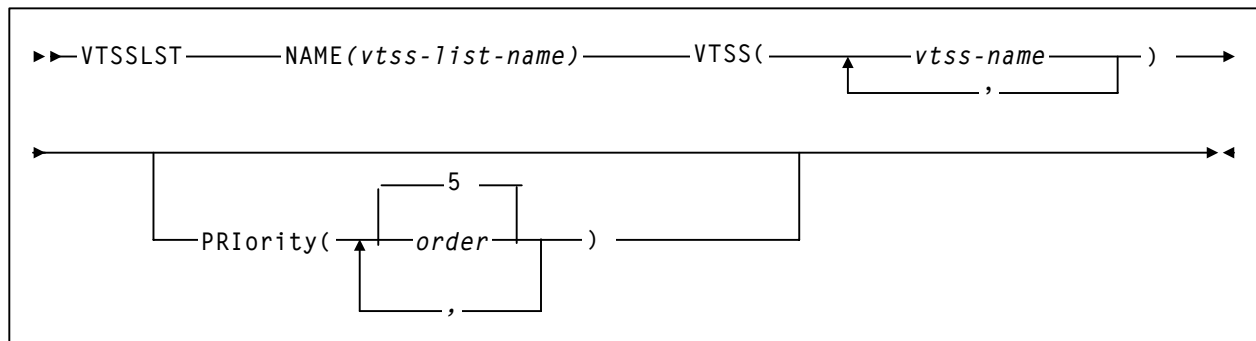
UNITATTR Control Statement



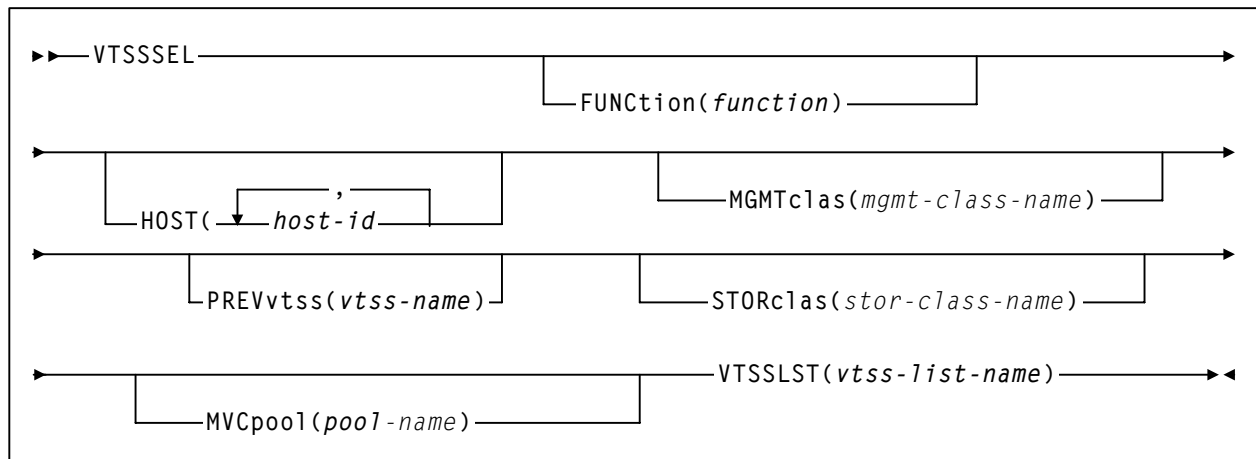
VOLATTR Control Statement



VTSSLST Control Statement



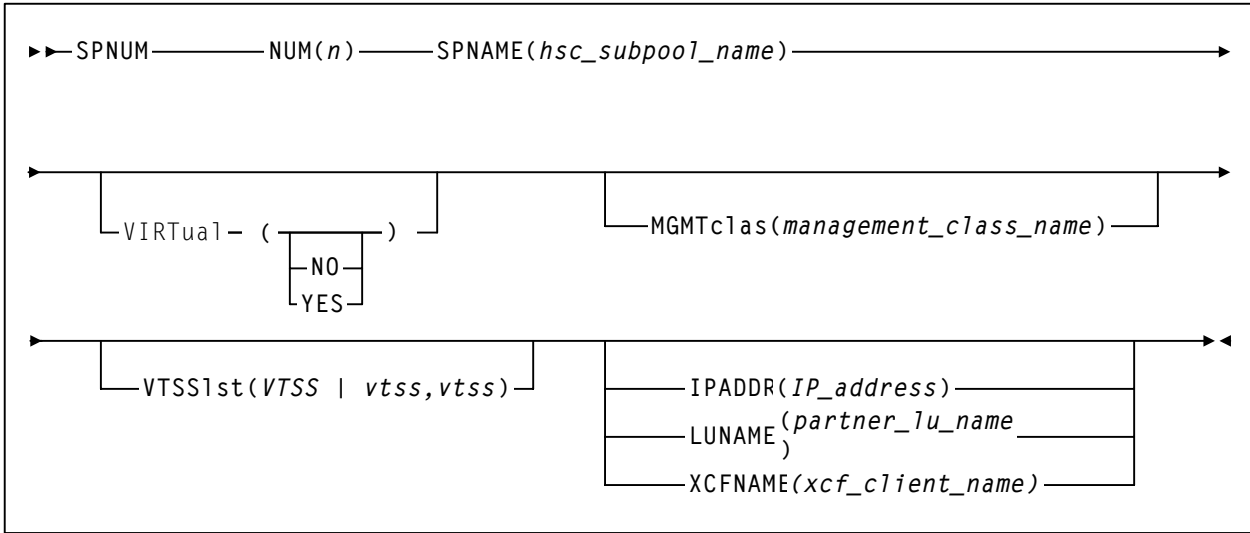
VTSSSEL Control Statement



LibraryStation Enhancements and Additions

This section contains syntax for LibraryStation enhancements and additions that support VSM. For complete descriptions of these HSC enhancements and additions, see *VTCS Command and Utility Reference*.

SPNUM Statement



VIRTACS Statement

