

Virtual Tape Control System

Messages and Codes

Version 6.1

MSP

CRC Update Only

Revision B

-

Copyright 2007 Sun Microsystems, Inc., 4150 Network Circle, Santa Clara, California 95054, U.S.A. All rights reserved.

Sun Microsystems, Inc. has intellectual property rights relating to technology that is described in this document. In particular, and without limitation, these intellectual property rights may include one or more of the U.S. patents listed at <http://www.sun.com/patents> and one or more additional patents or pending patent applications in the U.S. and in other countries.

This document and the product to which it pertains are distributed under licenses restricting their use, copying, distribution, and decompilation. No part of the product or of this document may be reproduced in any form by any means without prior written authorization of Sun and its licensors, if any.

Third-party software, including font technology, is copyrighted and licensed from Sun suppliers.

Parts of the product may be derived from Berkeley BSD systems, licensed from the University of California. UNIX is a registered trademark in the U.S. and in other countries, exclusively licensed through X/Open Company, Ltd.

Sun, Sun Microsystems, the Sun logo, Java, AnswerBook2, docs.sun.com, and Solaris are trademarks or registered trademarks of Sun Microsystems, Inc. in the U.S. and in other countries.

All SPARC trademarks are used under license and are trademarks or registered trademarks of SPARC International, Inc. in the U.S. and in other countries. Products bearing SPARC trademarks are based upon an architecture developed by Sun Microsystems, Inc.

The OPEN LOOK and Sun™ Graphical User Interface was developed by Sun Microsystems, Inc. for its users and licensees. Sun acknowledges the pioneering efforts of Xerox in researching and developing the concept of visual or graphical user interfaces for the computer industry. Sun holds a non-exclusive license from Xerox to the Xerox Graphical User Interface, which license also covers Sun's licensees who implement OPEN LOOK GUIs and otherwise comply with Sun's written license agreements.

U.S. Government Rights—Commercial use. Government users are subject to the Sun Microsystems, Inc. standard license agreement and applicable provisions of the FAR and its supplements.

DOCUMENTATION IS PROVIDED "AS IS" AND ALL EXPRESS OR IMPLIED CONDITIONS, REPRESENTATIONS AND WARRANTIES, INCLUDING ANY IMPLIED WARRANTY OF MERCHANTABILITY, FITNESS FOR A PARTICULAR PURPOSE OR NON-INFRINGEMENT, ARE DISCLAIMED, EXCEPT TO THE EXTENT THAT SUCH DISCLAIMERS ARE HELD TO BE LEGALLY INVALID.

We welcome your feedback. Please contact the Global Learning Solutions Feedback System at:

SLSFS@sun.com

Contents

About this Book	v
Audience	v
Prerequisites	v
About the Software	v
How this Guide is Organized	vi
Related Publications	vii
Conventions for Reader Usability	ix
Additional Information	xii
Customer Support	xiii
Customer-initiated Maintenance	xiii
Sun's Worldwide Offices	xiv
 Document Effectivity	 xvii
 VTCS Messages	 1
Message Format	2
HSC Messages for VTCS Events	3
VTCS Messages	31
 Appendix A. VTCS Return and Reason Codes	 81
 Appendix B. Message Route Codes and Descriptor Codes	 83
 Appendix C. ECAM Message SLS6684I	 89

About this Book

Virtual Tape Control System 6.1.0 (VTCS 6.1.0, hereafter referred to as “VTCS”) is MSP host software, which together the portions of NCS 6.1.0 that support VTCS and the Virtual Tape Storage Subsystem (VTSS), comprises Virtual Storage Manager (VSM).

Audience

This guide is for StorageTek or customer personnel who are responsible for installing, configuring, and administering VTCS and VSM.

Reader's Comments

If you have comments on this book, please e-mail us at slsfs@sun.com and include the document title and number with your comments.

Prerequisites

To perform the tasks described in this guide, you should already understand the following:

- MSP/EX operating system
- JES
- System Management Facility (SMF)
- System Modification Program Extended (SMP)
- Nearline Control Solution (NCS)

About the Software

This book applies to VTCS/MSP 6.1.0.

How this Guide is Organized

This book contains the following information:

- “VTCS Messages”
 - Message Format
 - HSC Messages for VTCS Events
 - VTCS messages
 - RTV error messages
- Appendix A, “VTCS Return and Reason Codes”
- Appendix B, “Message Route Codes and Descriptor Codes”
- Appendix C, “ECAM Message SLS6684I”

Related Publications

The following publications provide additional information about VSM and StorageTek's Automated Cartridge System software and hardware.

VTCS and VSM for MSP

The VTCS and VSM documentation set consists of the following:

- *Introduction to VSM*, which you can request from your StorageTek representative
- *Virtual Tape Control System Installation and Configuration Guide*
- *Virtual Tape Control System Administrator's Guide*
- *Virtual Tape Control System Command and Utility Reference*
- *Virtual Tape Control System Messages*
- *Virtual Tape Control System XML Reference*

VTSS

- *Virtual Storage Manager Planning, Implementation, and Usage Guide*
- *Virtual Storage Manager Physical Planning Guide*
- *VTSS Installation Guide*

HSC-MSP Environment

- *Configuration Guide*
- *Operator's Guide*
- *System Programmer's Guide*
- *Messages and Codes*
- *System Programmer's Reference Summary*
- *Operator's Reference Summary*

ExPR

- *Introduction to ExPR*
- *ExPR SMP Installation*
- *ExPR MSP Configuration*
- *ExPR MSP Reports*
- *ExPR MSP Reference*

ExLM

The ExLM documentation set consists of the following:

- The ExLM 5.1.0 Information CD-ROM, which contains PDF file formats of the ExLM publications
- *ExLM Installation Guide*
- *ExLM System Administrator's Guide*
- *ExLM Messages and Codes*
- *ExLM Quick Reference* (includes information formerly provided in the *ExLM 4.0.0 System Administrator's Guide - Field Tables Supplement*)

IBM Publications

- *IBM ESA/390 Common I/O-Device Commands and Self Description*
- *IBM 3490 Magnetic Tape Subsystem
Models A01, A02, A10, A20, B02, B04, B20, and B40
Introduction*
- *IBM 3490 Magnetic Tape Subsystem
Models A01, A02, A10, A20, B02, B04, B20, and B40
Hardware Reference
(Referred to in this book as the IBM 3490 Hardware Reference)*
- *IBM 3490 Command Reference*
- *IBM 3480 Magnetic Tape Subsystem Reference*
- *IBM 3480 Installation Guide and Reference*

Conventions for Reader Usability

Conventions are used to shorten and clarify explanations and examples within this book.

Typographic

The following typographical conventions are used in this book:

- **Bold** is used to introduce new or unfamiliar terminology.
- Letter Gothic is used to indicate command names, filenames, and literal output by the computer.
- **Letter Gothic Bold** is used to indicate literal input to the computer.
- *Letter Gothic Italic* is used to indicate that you must substitute the actual value for a command parameter. In the following example, you would substitute your name for the “username” parameter.
- Logon *username*
- A bar (|) is used to separate alternative parameter values. In the example shown below either username or systemname must be entered.
- Logon *username|systemname*
- Brackets [] are used to indicate that a command parameter is optional.
- Ellipses (...) are used to indicate that a command may be repeated multiple times.
- The use of mixed upper and lower case characters (for non–case sensitive commands) indicates that lower case letters may be omitted to form abbreviations. For example, you may simply enter **Q** when executing the **Quit** command.

Keys

Single keystrokes are represented by double brackets [[]] surrounding the key name. For example, press [[ESC]] indicates that you should press only the escape key.

Combined keystrokes use double brackets and the plus sign (+). The double brackets surround the key names and the plus sign is used to add the second keystroke. For example, press [[AL]] + [[C]] indicates that you should press the alternate key and the C key simultaneously.

Enter Command

The instruction to “press the [[ENTER]] key” is omitted from most examples, definitions, and explanations in this book.

For example, if the instructions asked you to “enter” **Logon pat**, you would type in **Logon pat** and press `ENTER`.

However, if the instructions asked you to “type” **Logon pat**, you would type in **Logon pat** and you would *not* press [[ENTER]].

Symbols

The following symbols are used to highlight text in this book.



Warning: Information necessary to keep you from damaging your hardware or software.



Caution: Information necessary to keep you from corrupting your data.


Hint: Information that can be used to shorten or simplify your task or they may simply be used as a reminder.

Note: Information that may be of special interest to you. Notes are also used to point out exceptions to rules or procedures.


Syntax

Syntax flow diagram conventions include the following:


Flow Lines—Syntax diagrams consist of a horizontal baseline, horizontal and vertical branch lines and the command text. Diagrams are read left to right and top to bottom. Arrows show flow and direction.




Single Required Choice—Branch lines (without repeat arrows) indicate that a single choice must be made. If one of the items to choose from is on the baseline of the diagram, one item must be selected.




Single Optional Choice—If the first item is on the line below the baseline, one item may optionally be selected.



Defaults—Default values and parameters appear above the baseline.



Repeat Symbol—A repeat symbol indicates that more than one choice can be made or that a single choice can be made more than once. The repeat symbol shown in the following example indicates that a comma is required as the repeat separator.



Keywords—All command keywords are shown in all upper case or in mixed case. When commands are not case sensitive, mixed case implies that the lowercase letters may be omitted to form an abbreviation.


Variables—Italic type is used to indicate a variable.

Alternatives—A bar (|) is used to separate alternative parameter values.


Optional—Brackets [] are used to indicate that a command parameter is optional.

Delimiters—If a comma (,), a semicolon (;), or other delimiter is shown with an element of the syntax diagram, it must be entered as part of the statement or command.

Ranges—An inclusive range is indicated by a pair of elements of the same length and data type, joined by a dash. The first element must be strictly less than the second element.



Lists—A list consists of one or more elements. If more than one element is specified, the elements must be separated by a comma or a blank and the entire line must be enclosed by parentheses.



Additional Information

Sun Microsystems, Inc. (Sun) offers several methods for you to obtain additional information.

Sun's External Web Site

Sun's external Web site provides marketing, product, event, corporate, and service information. The external Web site is accessible to anyone with a Web browser and an Internet connection.

The URL for the Sun external Web site is: <http://www.sun.com>

The URL for Sun StorageTek™ brand-specific information is:
<http://www.storagetek.com>

Customer Resource Center

The Sun StorageTek product Customer Resource Center (CRC) is a Web site that enables members to resolve technical issues by searching code fixes and technical documentation for StorageTek brand products. CRC membership entitles you to other proactive services, such as HIPER subscriptions, technical tips, answers to frequently asked questions, addenda to product documentation books, and online product support contact information. Customers who have a current warranty or a current maintenance service agreement may apply for membership by clicking on the Request Password button on the CRC home page. Sun employees may enter the CRC through the SunWeb PowerPort.

The URL for the CRC is <http://www.support.storagetek.com>

Partners Site

The StorageTek Partners site is a Web site for partners with a StorageTek Partner Agreement. This site provides information about products, services, customer support, upcoming events, training programs, and sales tools to support StorageTek Partners. Access to this site, beyond the Partners Login page, is restricted. On the Partners Login page, Sun employees and current partners who do not have access can request a login ID and password and prospective partners can apply to become StorageTek resellers.

The URL for the StorageTek Partners site is:
<http://members.storagetek.com>

The URL for partners with a Sun Partner Agreement is:
<http://www.sun.com/partners/>

Hardcopy Publications

Contact a Sun sales or marketing representative to order additional paper copies of this publication or to order other StorageTek brand product customer publications in paper format.

Customer Support

Customer support is available 24 hours a day, seven days a week, to customers with Sun or StorageTek maintenance contracts and to Sun employees. You can find additional information about customer support on the Customer Resource Center (CRC) Web site at:

<http://www.support.storagetek.com>

Customer-initiated Maintenance

Customer-initiated maintenance begins with a telephone call from you to Sun Microsystems StorageTek Support. You receive immediate attention from qualified Sun personnel, who record problem information and respond with the appropriate level of support.

To contact Sun Microsystems StorageTek Support about a problem:

1. Use the telephone and call:

☎ 800.525.0369 (inside the United States)

☎ 303.673.4056 (outside the United States)

2. Describe the problem to the call taker. The call taker will ask several questions and will either route your call to or dispatch a support representative.

If you have the following information when you place a service call, the process will be much easier:

Account name	
Site location number	
Contact name	
Telephone number	
Equipment model number	
Device address	
Device serial number (if known)	
Urgency of problem	
Fault Symptom Code (FSC)	
Problem description	

Sun's Worldwide Offices

You may contact any of Sun's worldwide offices to discuss complete storage, service, and support solutions for your organization. You can find address and telephone number information on Sun's external Web site at:

<http://www.sun.com/worldwide/>

Document Effectivity

EC Number	Date	Doc Kit Number	Edition	Effectivity
132246	July 2006	---	Revision A	This document applies to VTCS, Version 6.1.0.
--	August 2007	---	Revision B	This document applies to VTCS, Version 6.1.0.

VTCS Messages

This chapter contains information about the following:

- HSC messages for VTCS events
- VTCS messages
- RTV error messages

These messages are provided to help administrators and operators:

- Maintain VSM by monitoring VSM activity
- Diagnose and correct VSM problems when appropriate

Each message in this chapter contains the following information:

- The message text
- An explanation of the message
- A system action indicating what the system is doing at the time of the message
- A user response indicating how the user should respond to the message

Message Format

Each message consists of the following format:

SLSnum MSG_TYPE MSG_TEXT

where:

- SLS is the three-letter prefix identifying messages for HSC and VTCS events.
- *num* is the message number.
- *MSG_TYPE* is the message type:
 - I = Information only.
 - E = Eventual action.
 - D = Decision needed.
 - A = Action needed.
 - W = Warning. Action may be required.
- *MSG_TEXT* is the message text:

Examples:

HSC message for VTCS event:

SLS5627I CCCCCCCC PARMS NOT INSTALLED REASON CODE XXXX

VTCS event message:

SLS6605I INITIATING SWAP OF MVC MMMMMM FROM RTD

HSC Messages for VTCS Events

SLS1628I *CCCCCCC: RECORD DDDDDD ... EEEE*

Explanation: While processing a MGMTDEF command or control statement, the HSC has encountered an error.

<i>CCCCCCC</i> =	Type of command or control statement (MGMTDEF)
<i>DDDDDD</i> =	Decimal number of the record within the file
<i>EEEE</i> =	System-generated number used for identifying the following line of this multiple-line message

The record number identifies the statement in error. A record number of zero (0) indicates a problem with the data set or an error involving more than one record.

This message is a two-line message; the second line indicates the nature of the error. Second-line text will be one of the following:

- MIGpol - invalid specification
- MIGpol - More than two STORclas names specified
- MIGpol - STORclas name is invalid
- MAXVtvsh - invalid specification
- MAXVtvsh(800) not supported - defaulted to 400
- RESTIME - invalid specification
- CONSRC - invalid specification
- CONSRC - MIGpol does not specify 2 STORclas names
- CONSRC - No matching STORclas name on MIGpol parameter
- CONTGT - invalid specification
- DELSCR - invalid specification
- ACS - unknown ACSid
- MEDIA - too many types in list
 A maximum of 20 types specified may be entered.
- MEDIA - duplicate types in list
 The MEDIA types specified must be unique names.

SLS2318I VOLUME VVVVVV IS A VSM MVC CARTRIDGE; CANNOT BE ENTERED INTO SCRATCH LIST

Explanation: A SLUADMIN SCRATCH Update utility attempted to add a specified volume serial number (VVVVVV) to the library scratch pool, but the Volser qualifies as a VSM MVC cartridge and cannot be treated as a scratch volume.

System Action: The utility continues processing.

User Response: The error does not cancel the SCRATCH Update utility, but you may want to check the specified volume serial number, correct it, and resubmit the SLUADMIN scratch update job.

SLS2319I VOLUME VVVVVV ALREADY DEFINED IN VSM AS SCRATCH

Explanation: A SLUADMIN SCRATCH Update utility attempted to add a specified volume serial number (VVVVVV) to the VSM scratch pool, but the Volser was already defined as scratch.

System Action: The utility continues processing.

User Response: The error does not cancel the SCRATCH Update utility, but you may want to check the specified volume serial number, correct it, and resubmit the SLUADMIN scratch update job.

SLS2320I VOLUME VVVVVV NOT DEFINED IN VSM AS SCRATCH

Explanation: A SLUADMIN SCRATCH Update utility attempted to remove a specified volume serial number (VVVVVV) from the VSM scratch pool, but the volume was not defined as a scratch volume.

System Action: The utility continues functioning.

User Response: This error does not cancel the SCRATCH Update utility, but you may want to check the specified volume serial number and resubmit the SLUADMIN scratch update job.

SLS2321I VOLUME VVVVVV SUCCESSFULLY ADDED TO VSM AS SCRATCH

Explanation: A SLUADMIN SCRATCH Update utility has added the specified volume serial number (VVVVVV) to the VSM scratch pool.

System Action: HSC processing continues.

User Response: None.

SLS2322I VOLUME VVVVVV SUCCESSFULLY DELETED FROM VSM SCRATCH POOL

Explanation: A SLUADMIN SCRATCH Update utility has deleted the specified volume serial number (VVVVVV) from the VSM scratch pool.

System Action: HSC processing continues.

User Response: None.

SLS2323I VOLUME VVVVVV IS NOT ELIGIBLE TO BE SCRATCHED

Explanation: A SLUADMIN SCRATCH Update utility attempted to add a specified volume serial number (VVVVVV) to the library scratch pool, but the volser has been set as NOT eligible to be scratched. The volser has been placed in the DO NOT SCRATCH condition by the following reason:

- The volser is a VSM Multiple Volume Cartridge (MVC).

System Action: The utility continues processing.

The error does not cancel the SCRATCH Update utility, but you may want to check the specified volume serial number (VVVVVV), correct it, and resubmit the SLUADMIN SCRATCH update job.

SLS4235E DUPLICATE (MVC|VTV) VOLUME (VVVVVV) FOUND IN FROM CDS

Explanation: During the merge process, a volume (VVVVVV) already exists in the TO CDS.

System Action: The utility continues. The merge process will not copy any MVC and VTV volumes to the TO CDS. A return code of 8 is set.

User Response: Correct the MVC/VTV conflict and resubmit the CDS Merge.

SLS4236E VTV/MVC CONFLICTS DETECTED; VIRTUAL VOLUMES NOT MERGED

Explanation: During the merge process, a virtual volume (VTV or MVC) on the 'FROM' CDS exists as a VTV, MVC, or real volume on the 'TO' CDS. The merging of virtual (VTV/MVC) volume information is not performed.

System Action: The utility continues. The merge process will not copy any MVC and VTV volumes to the 'TO' CDS, but real volume merge is done (if requested). A return code of 8 is set.

User Response: Correct the VTV/MVC conflict and resubmit the CDS Merge.

SLS4237E DUPLICATE {FROM|TO} VTSS NAME (XXXXXXXX) FOUND ON MERGE CONTROL STATEMENT

Explanation: A duplicate VTSS name (XXXXXXXX) was specified as the FROM or TO VTSS name on a MERGE control statement. The merge was specified using the FVTSS/TVTSS control statement.

System Action: The CDS Merge process terminates.

User Response: Correct the error and resubmit the CDS Merge.

SLS4238E VTSS NAME (XXXXXXXX) ON MERGE CONTROL STATEMENT NOT FOUND IN THE {FROM|TO} CDS

Explanation: There is no VTSS name (XXXXXXXX) in the MERGE FROM or TO CDS. The merge was specified using the FVTSS/TVTSS control statement.

System Action: The CDS Merge process terminates.

User Response: Correct the error and resubmit the CDS Merge.

SLS4239E {MVC|VTV} VOLUME VVVVVV NOT CONFIGURED in 'TO' CDS

Explanation: During the merge process, a volume VVVVVV was not found in the 'TO' CDS VSM configuration. The MVC or VTV is not included in the MVC/VTV ranges in the 'TO' CDS.

System Action: The utility continues. The merge process will not copy any MVC and VTV volumes to the 'TO' CDS. A return code of 8 is set.

User Response: Correct the MVC/VTV conflict and resubmit the CDS Merge.

SLS4240E MVC VOLUME VVVVVV IS A DUPLICATE OF A REAL VOLUME.

Explanation: During the merge process, a VTV volume VVVVVV was found to be a duplicate of a real volume.

System Action: The utility continues. The merge process will not copy any MVC and VTV volumes to the 'TO' CDS. A return code of 8 is set.

User Response: Correct the VTV/real volume conflict and resubmit the CDS Merge.

SLS4241E PARAMETER READONLY CONFLICTS WITH SPECIFIED VALUES OF FVTSS/TVTSS.

Explanation: The specification of READONLY with SLSMERGE DD values of FVTSS/TVTSS is not valid.

System Action: The utility terminates following phase 2. No data was merged. A return code of 8 is set.

User Response: Correct the parameters and resubmit the CDS Merge.

SLS4242E PARAMETER VIRTONLY CONFLICTS WITH SPECIFIED VALUES OF FACS/TACS OR FLSM/TLSM.

Explanation: The specification of VIRTONLY with SLSMERGE DD values of FACS/TACS or FLSM/TLSM is not valid.

System Action: The utility terminates following phase 2. No data was merged. A return code of 8 is set.

User Response: Correct the parameters and resubmit the CDS Merge.

SLS4243E PARAMETER VIRTONLY SPECIFIED, BUT NO VIRTUAL DATA DEFINED IN "TO" | "FROM" CDS.

Explanation: The specification of VIRTONLY was made, but no virtual configuration data was found in the "TO" or "FROM" CDS.

System Action: The utility terminates following phase 2. No data was merged. A return code of 8 is set.

User Response: Correct the parameters and resubmit the CDS Merge. Make sure that the SWSADMIN CONFIG function has been run against the "TO" CDS.

SLS4244W PARAMETER "ALL" SPECIFIED, BUT NO VIRTUAL DATA WAS DEFINED IN THE "TO" CDS. NO VIRTUAL DATA COPIED.

Explanation: The specification of "ALL" was made, but no virtual configuration data was found in the "TO" CDS. No virtual records were copied.

System Action: The utility has copied only "real" CDS data. A return code of 4 is set.

User Response: Run the SWSADMIN CONFIG function to define the virtual information, and resubmit the CDS Merge to copy the virtual information if desired.

- SLS4245I** *MVC/VTV VOLUME VVVVVV DELETED FROM "TO" CDS DURING MERGE*
- Explanation:** This message is issued whenever a VTV or MVC that is either uninitialized or empty in the source CDS and NOT defined in the target CDS is not copied to the target CDS during a MERGE CDS operation.
- System Action:** None.
- User Response:** None.
-
- SLS4246E** *MIGRATED VTV VVVVVV FOUND IN SOURCE CDS BUT CORRESPONDING MVC VVVVVV NOT DEFINED IN TARGET CDS*
- Explanation:** This message is issued during a MERGE CDS operation when a migrated VTV is found in the source CDS but the MVC to which it has been migrated is not defined in the target CDS.
- System Action:** The REAL part of the CDS Merge process completes, but no VIRTUAL records are copied to the target CDS. The operation ends with a return code 8.
- User Response:** Either define the MVC in the target CDS or delete the VTV from the VTCS.
-
- SLS5010I** *CCCCCCCC SUBMITTED TO VSM SYSTEM*
- Explanation:** *CCCCCCCC* command has been submitted to the VSM system for processing.
- System Action:** HSC processing continues.
- User Response:** None.
-
- SLS5011I** *CCCCCCCC-TTTTTTTT*
- Explanation:** *TTTTTTTT* is the text of the response returned by the VSM system for the *CCCCCCCC* command.
- System Action:** HSC processing continues.
- User Response:** None.
-
- SLS5012I** *CCCCCCCC FAILED - VSM NOT ACTIVE*
- Explanation:** The *CCCCCCCC* command failed due to the VSM system not being active.
- System Action:** HSC processing continues.
- User Response:** Determine the cause of the VSM system not being active.

SLS5013I CCCCCCCC COMPLETED (RRRRRRRR)

Explanation: The CCCCCCCC completed with a final result code of RRRRRRRR. If the RRRRRRRR value is not zero (0), a second line will be displayed that describes the reason for the failure.

System Action: HSC processing continues.

User Response: None.

SLS5014I CCCCCCCC REQUESTS - MIGRATES=N RECALLS=N RECLAIMS=N

Explanation: To respond to a Display request, VSM reports N processes. CCCCCCCC is the type of process (Active or Queue).

System Action: HSC processing continues.

User Response: None.

SLS5015I DISPLAY RTD

Explanation: To respond to a Display RTD request, VSM reports RTD status. Information returned includes MSP device address, status, and the volser of the MVC either currently mounted or last mounted. Possible statuses include the following:

xxxx:Audit

The RTD is in use by host HHHH for an audit.

xxxx:Busy

The RTD has been assigned to host xxxx.

xxxx:Migrate

The RTD is in use by host xxxx for a VTV migration.

xxxx:Recall

The RTD is in use by host xxxx for a VTV recall.

xxxx:Recover

Host xxxx is attempting to reset the RTD.

xxxx:Unload

The RTD is in use by host xxxx for forced unload to move MVC to other RTD.

xxxx:Xfer

The RTD is in use by host xxxx for transfer of VTV between VTSSs.

Idle

An MVC is mounted on the RTD, but the RTD is idle for the time specified on the CONFIG RETAIN parameter as described in “RETAIN=nn” for the VTSS statement under “CONFIG Utility” in *VTCS Installation and Configuration Guide*. For example, VTCS reports this status after a migration completes to this MVC.

Initialise

The host is verifying RTD status and availability.

Maintenance

The RTD has failed or it has been varied into maintenance mode.

Offline

The RTD is offline and unavailable to all hosts and VTSSs.

Online/free

The RTD is online and available.

Recovery

The RTD is being reset following an error or a vary online mode

System Action: HSC processing continues.

User Response: None.

SLS5016I DISPLAY ACTIVE/QUEUED DETAIL

Explanation: To respond to a VT Display DETail request, VSM reports the status of each VSM activity. Status includes function, process id, VTV id, MVC id, RTD and VTSS involved.

Possible functions can be any of the following:

VTV_upd

Resync VTV status and CDS.

MVC_upd

Reset MVC status.

Dismount

VTV dismount.

Sel_scr

PGMI select scratch.

Recall

Recall VTV from MVC.

MVC_inv

Audit of an MVC.

VTSS_inv
Audit of a VTSS.

Mount
VTV mount.

Migrate
Migrate VTV to MVC.

MVC_chek
Query MVC.

Drain
Drain VTVs from MVC.

Scratch
Scratch VTV.

Transfer
Transfer VTV between VTSSs.

Unscratch
Unscratch VTV.

Vary@
Vary RTD.

VTV_chek
Query VTV.

Unload
Unload MVC from RTD.

Audit#
Audit utility request.

Migrate@
Migrate command or utility.

Recall@
Recall command or utility.

Reclaim@
Reclaim command or auto reclaim request.

Drain@
Drain command.

Mig_set@
Set migration threshold command.

Mig_thr@
Migrate to threshold command.

Cancel@
Cancel command.

Display@

Display command.

QRY/SET@

Query or set command.

For QUEUED activity the reason for the wait is reported as follows:

TSK

Waiting for processing lock on other host.

VTD

Waiting for VTD.

MVC

Waiting for MVC lock.

VTV

Waiting for VTV lock.

INV

Waiting for an available audit (inventory) task.

CMD

Waiting for the command processor task.

DSP

Waiting for the main dispatcher task.

SS

Waiting for an available VTSS task.

RTD

Waiting for an available RTD task.

DRV

Waiting for a free RTD.

SCR

Waiting for scratch tapes.

RCM

Waiting for the space reclaim manager task.

System Action: HSC processing continues.

User Response: None.

SLS5017I CCCCCCCC NOTHING TO DISPLAY

Explanation: The CCCCCCCC command completed with nothing to display.

System Action: HSC processing continues.

User Response: None.

- SLS5018I** RANGE/LIST ITEM GREATER THAN MAXIMUM - FIRST 64 PROCESSED
- Explanation:** The range/list of the RTD list in the VT Display/VT Vary RTD command contains a greater number than the 64 maximum allowed.
- System Action:** HSC processing continues.
- User Response:** Resubmit the command with a range/list smaller than 64 RTDs.
- SLS5019I** VT CCCCCCCC COMMAND NOT PROCESSED - RRRRRRRR
- Explanation:** The VT command CCCCCCCC was not processed for the following reason (RRRRRRRR):
- VCI not initialized - The communication component to the VSM system has not initialized.
 - Processor not loaded - The command processor has not been loaded.
- System Action:** HSC processing continues.
- User Response:** Determine the reason for the failure and correct.
- SLS5020I** CCCCCCCC NOTHING TO DISPLAY
- Explanation:** The VT command CCCCCCCC completed with nothing to display.
- System Action:** HSC processing continues.
- User Response:** None.
- SLS5021I** MVC VOLUME VVVVVVVV SET TO NONSCRATCH
- Explanation:** The VSM MVC volume VVVVVVVV has been changed from scratch to non-scratch status.
- System Action:** HSC processing continues.
- User Response:** None.
- SLS5022E** VT CCCCCCCC COMMAND CAN NOT BE PROCESSED - VTCS HAS NOT INITIALIZED. REPLY IF COMMAND IS TO BE CANCELLED
- Explanation:** VTCS command CCCCCCCC can not be processed at this time because VTCS has not initialized.
- Action Required:** The system waits for VTCS to initialize. Once that occurs the command will be processed. If HSC/VTCS termination is requested before the command has been processed, the command will be cancelled.
- User Response:** Investigate why VTCS has not initialized. Reply to this message, with any single character value, only if the command is to be cancelled. Message SLS5023I will be output to confirm the command was cancelled. Leave the reply outstanding if the system is to process the command once VTCS has initialized.

SLS5023I VT CCCCCCCC COMMAND CANCELLED DUE TO RRR

Explanation: Message SLS5022E was output previously for VTCS command CCCCCCCC, indicating that the command could not be processed because VTCS has not initialized. Subsequently, the command was cancelled without being processed for the reason given below:

- If RRR is 'operator request', VTCS command CCCCCCCC was cancelled because message SLS5022E was replied to.
- If RRR is 'HSC/VTCS termination', VTCS command CCCCCCCC was cancelled because HSC and/or VTCS termination was detected. The command was cancelled without being processed.

User Response: If necessary, re-issue the command once VTCS has initialized.

SLS5047I ONLINE OFFLINE OR MAINTENANCE REQUIRED ON VT VARY COMMAND

Explanation: The VT Vary RTD or MODify command was entered without specifying ONline, OFFline, or MAINT.

System Action: The command is not executed.

User Response: Re-enter the desired command specifying ONline, OFFline, or MAINT.

SLS5068I CURRENT VT TRACE STATUS: VTCS {TRACED|NOT TRACED}

Explanation: The TRace command successfully completed. A list of VT subsystem components and their tracing status is displayed.

System Action: HSC processing continues.

User Response: None.

SLS5075I MOUNT OF VVVVVV ON DRIVE DDDDDD - COMPLETE

Explanation: In response to a mount request, volume VVVVVV was mounted on specified VIRTUAL transport DDDDDD.

System Action: Normal processing continues.

User Response: None.

SLS5076I DISMOUNT OF VVVVVV FROM DRIVE DDDDDD - COMPLETE

Explanation: The dismount of VVVVVV from specified VIRTUAL transport DDDDDD is complete. Receiving this message does not necessarily indicate that the dismount was successful.

System Action: Normal processing continues.

User Response: None

SLS5077I MOUNT OF VVVVVV ON DRIVE DDDDDD - FAILED (RRRRRRRR) - VSM IS NOT ACTIVE

Explanation: The mount of volume VVVVVV on VIRTUAL drive DDDDDD failed due to the VSM system not being active. RRRRRRRR is the return code from the HSC/VTCS support system.

System Action: Mount fails.

User Response: Attempt to correct the problem, and reissue the mount request.

SLS5078I DISMOUNT OF VVVVVV FROM DRIVE DDDDDD - FAILED (RRRRRRRR) - VSM IS NOT ACTIVE

Explanation: The dismount of volume VVVVVV from VIRTUAL drive DDDDDD failed due to the VSM system not being active. RRRRRRRR is the return code from the HSC/VTCS support system.

System Action: Dismount fails.

User Response: Attempt to correct the problem, and reissue the dismount request.

SLS5079E MOUNT OF VVVVVV ON DRIVE DDDDDD - FAILED (RRRRRRRR) - ERREXT

Explanation: The mount of volume VVVVVV on VIRTUAL drive DDDDDD failed. The reason for the failure is defined in the ERREXT portion of the message. RRRRRRRR is the return code from the HSC/VTCS support system.

Explanations, System Actions and User Responses for the various Reason texts are detailed below. The context in which the message is issued should always be determined, as the text for a given Reason describes the most likely case and may not match the specific case in which it was output.

MOUNT OF VVVVVV ON DRIVE DDDDDD - FAILED (12) - VVVVVV IS NOT A VALID VTV

Explanation: A Mount was requested of volume VVVVVV on device DDDDDD. VTCS determined that VVVVVV is not defined in the VTCS Configuration, via a VTVVOL statement, as being Virtual.

System Action: The mount fails.

User Response: Determine why a non-virtual allocation was directed to virtual device (VTD) VVVVVV. Esoterics, JCL, TAPEREQ statements, ACS routines and User Exits influence allocation and should be reviewed. Make any necessary corrections.

If the Mount is still required, re-drive it.

If the reason for the failure is not understood, contact Sun Microsystems software support.

MOUNT OF VVVVVV ON DDDDDD - FAILED (12) - SUBSYSTEM TERMINATING

Explanation: A Mount was requested of volume VVVVVV on device DDDDDD. VTCS could not process the Mount as the Task for the VTSS containing device *vtd-id* was terminating/had terminated, e.g. as the result of a VT VARY VTSS(SSSSSSSS) OFFLINE command.

System Action: The Mount fails.

User Response: Check the status of the VTSS containing device DDDDDD. If it should be Online but is not, issue VT VARY VTSS(SSSSSSSS) ONLINE. VTCS will process the Mount when the VTSS comes Online.

If the reason for the failure is not understood, contact Sun Microsystems software support.

MOUNT OF VVVVVV ON DDDDDD - FAILED (12) - INVALID VTD ADDRESS
SSSSSSSS FOR VTV

Explanation: A Mount was requested of volume VVVVVV on device DDDDDD. VTCS failed to find the internal control block for device (VTD) DDDDDD which is in VTSS SSSSSSSS.

System Action: The Mount fails.

User Response: Contact Sun Microsystems software support.

MOUNT OF VVVVVV ON DDDDDD - FAILED (12) - VTV VVVVVV IS STILL MOUNTED

Explanation: A Mount was requested of volume VVVVVV device DDDDDD. VTCS determined that the VTV is still Mounted from a previous Mount.

System Action: The Mount fails, though VTCS will attempt to re-drive it.

User Response: Determine whether the previous Mount of VTV VVVVVV was on a different Host to the current Mount. If it was, check that SYSZVOLS ENQueues are being correctly propagated across Hosts.

If the previous Mount was on the same Host, attempt to determine if there was any reason for Dismount to have failed. Correct any problems found.

If the reason for the failure is not understood, contact Sun Microsystems software support.

MOUNT OF SCRATCH ON DDDDDD - FAILED (12) - INVALID VIRTUAL SUBPOOL
PPPPPPPP

Explanation: A Mount was requested of Scratch volume VVVVVV on device DDDDDD. The Scratch volume was associated with Subpool PPPPPPPP (e.g. by a TAPEREQ statement), but the Subpool was found to be invalid. To be valid, the Subpool must exist and contain Scratch volumes.

System Action: The Mount fails.

User Response: Determine how the Subpool was selected (e.g. TAPEREQ statement). Check that *PPPPPPPP* is the name of a Subpool and that it contains Scratch volumes. Make any necessary corrections.

If the Mount is still required, re-drive it.

If the reason for the failure is not understood, contact Sun Microsystems software support.

MOUNT OF *VVVVVV* ON *DDDDDD* - FAILED (12) - NO MVCS AVAILABLE

Explanation: A Mount was requested of volume *VVVVVV* on device *DDDDDD*. Because the VTV was Resident in a different VTSS from the one that contains device *DDDDDD*, a VTV transfer was initiated. The transfer is achieved by Migrating the VTV from the other VTSS and Recalling it into the VTSS containing device *DDDDDD*.

The VTV could not be Migrated from the other VTSS because no MVCs were available.

System Action: The Mount fails.

User Response: Determine where VTV *VVVVVV* is Resident. Then, either

- a) Change the JCL to select a device in that VTSS, or
- b) Investigate why no MVCs could be selected for Migration.

Correct any problems found. If the Mount is still required, re-drive it.

If the reason for the failure is not understood, contact Sun Microsystems software support.

MOUNT OF *VVVVVV* ON *DDDDDD* - FAILED (12) - MVC: *VVVVVV* NO ACCESS TO VTSS *XXXXXXXX* TO VERIFY VTV LOCATION

Explanation: A Mount was requested of Migrated volume *VVVVVV* on device *DDDDDD*. The VTV had previously been resident in VTSS *XXXXXXXX*. The VTSS could not be accessed by this Host to determine if it contains a copy of the VTV.

System Action: The Mount fails.

User Response: Check that VTSS *XXXXXXXX* can be accessed by, and is Online to, this Host.

If the Mount is still required, re-drive it. If the reason for the failure is not understood, contact Sun Microsystems software support.

MOUNT OF *VVVVVV* ON *DDDDDD* - FAILED (12) - MVC: *VVVVVV* MVC COULD NOT BE MOUNTED

Explanation: A Mount was requested of Migrated volume *VVVVVV* on device *DDDDDD*. VTCS initiated a Recall of the VTV from MVC *VVVVVV*, but the MVC could not be mounted.

System Action: The mount fails.

User Response: Determine why the MVC Mount failed, e.g. from more specific error messages. Correct any problems found.

If the Mount is still required, re-drive it.

If the reason for the failure is not understood, contact Sun Microsystems software support.

MOUNT OF VVVVVV ON DDDDDD - FAILED (12) - PROBLEM DECODING VCI

Explanation: A Mount was requested of volume VVVVVV on device DDDDDD. An internal error occurred within VTCS whilst processing the Mount.

System Action: The Mount fails.

User Response: Contact Sun Microsystems software support.

MOUNT OF VVVVVV ON DDDDDD - FAILED (12) - (MVC:VVVVVV) VTD STATUS CHANGED DURING RECALL/MOUNT

Explanation: A Mount was requested of volume VVVVVV on device DDDDDD. In the case of a Migrated VTV the message will contain MVC:VVVVVV to show the MVC containing the VTV and indicates a change of VTD status during Recall. When the Recall from MVC VVVVVV was complete, VTCS found that the device was associated with a different VTCS request.

A common scenario that gives this message is

- a) A Batch Job requests VTV VVVVVV be mounted on device DDDDDD
- b) As the VTV is Migrated, VTCS initiates a Recall
- c) The Batch Job is cancelled
- d) A second job requests a different VTV be Mounted on device DDDDDD
- e) The Recall of VTV VVVVVV completes
- f) VTCS attempts to satisfy the original Mount, but finds the device is no longer processing volume VVVVVV.

If the VTV was Resident, the message will not contain MVC:VVVVVV and indicates a change of VTD status during Mount.

System Action: The Mount fails.

User Response: If the Mount is still required, re-drive it. If the reason for the failure is not understood, contact Sun Microsystems software support.

MOUNT OF VVVVVV ON DDDDDD - FAILED (12) - VTV: VVVVVV
INACCESSIBLE/BAD VTSS XXXXXXXX REFERENCED

Explanation: A Mount was requested of volume VVVVVV on device DDDDDD in VTSS XXXXXXXX. VTV VVVVVV could not be Mounted due to either

- a) The state of the VTSS. The VTSS could not be accessed by this Host or was not Online.
- b) In the case of a Scratch Mount, the Mount failing and being re-tried too many times. This can happen if another product repeatedly rejects the VTV as not being in Scratch status.

System Action: The Mount fails.

User Response: In the case of a specific (non-scratch) Mount, check VTSS XXXXXXXX can be accessed by, and is Online to this Host. Correct any problems found.

In the case of a Scratch Mount, determine if another product is rejecting the Mount, e.g. because its scratch definitions are not synchronized with those of VTCS. Make any necessary changes.

If the Mount is still required, re-drive it.

If the reason for the failure is not understood, contact Sun Microsystems software support.

MOUNT OF VVVVVV ON DDDDDD - FAILED (12) - MVC: VVVVVV CANCELLED BY OPERATOR

Explanation: A Mount was requested of Migrated volume VVVVVV on device DDDDDD. Before the Recall and Mount were complete, the request was cancelled by the operator, e.g. by using the VT CANCEL command to cancel the Recall.

System Action: The Mount fails.

User Response: If the Mount is still required, re-drive it.

If the reason for the failure is not understood, contact Sun Microsystems software support.

MOUNT OF VVVVVV ON DDDDDD - FAILED (12) - VTV CONTENTS SUSPECT

Explanation: A Mount was requested of volume VVVVVV on device DDDDDD. The VTV was found to be “fenced”.

System Action: The Mount fails.

User Response: As for message SLS6657E, contact Sun Microsystems software support.

MOUNT OF VVVVVV ON DDDDDD - FAILED (12) - DRIVE ALREADY HAS A VTV MOUNTED

Explanation: A Mount was requested of Volume *VVVVVV* on device *DDDDDD* VTCS determined that the device already has a VTV Mounted on it.

System Action: The Mount fails.

User Response: Determine which VTV is Mounted on the device. If it should not be Mounted, attempt to Unload/Dismount it using the MSP Unload command and the HSC Dismount command.

If the Mount is still required, re-drive it.

If the reason for the failure is not understood, contact Sun Microsystems software support.

MOUNT OF *VVVVVV* ON *DDDDDD* - FAILED (12) - INTERNAL ERROR
OCCURRED RC=*RRRRRRRR*

Explanation: A Mount was requested of volume *VVVVVV* on device *DDDDDD*. VTCS suffered an internal error (Return Code *X'RRRRRRRR'*) whilst processing the Mount.

System Action: The Mount fails.

User Response: Contact Sun Microsystems software support.

SLS5080E DISMOUNT OF *VVVVVV* FROM *DDDDDD* - FAILED (*RC*) - *ERRTEXT*

Explanation: The Dismount of volume *VVVVVV* from VIRTUAL drive *DDDDDD* failed. The reason for the failure is defined in the *ERRTEXT* portion of the message. *RC* is the return code from HSC/VTCS.

DISMOUNT OF *VVVVVV* FROM *DDDDDD* - FAILED (12) - VTV *VVV222* IS
STILL MOUNTED

Explanation: Volume *VVVVVV* was being Dismounted from device *DDDDDD*. VTCS determined that VTV *vvv222* is still Mounted on the device.

System Action: The Dismount fails.

User Response: For each of *VVVVVV* and *vvv222* (if different), determine the status of the VTV. If it is Mounted but should not be, attempt to Unload/Dismount it using the MSP Unload command and the HSC Dismount command.

If the reason for the failure is not understood, contact Sun Microsystems software support.

DISMOUNT OF *VVVVVV* FROM *DDDDDD* - FAILED (12) - INTERNAL ERROR
OCCURRED RC=*RRRRRRRR*

Explanation: EXPLANATION: Volume *VVVVVV* was being Dismounted from device *DDDDDD*. VTCS suffered an internal error (Return Code *X'RRRRRRRR'*) whilst processing the Dismount.

System Action: The Dismount fails.

User Response: Determine the status of the VTV. If it is Mounted but should not be, attempt to Unload/Dismount it using the MSP Unload command and the HSC Dismount command.

Contact Sun Microsystems software support.

DISMOUNT OF VVVVVV FROM DDDDDD - FAILED (12) INACCESSIBLE/BAD VTSS XXXXXXXX REFERENCED

Explanation: Volume VVVVVV was being Dismounted from device DDDDDD. VTCS could not process the Dismount due to the state of VTSS XXXXXXXX, which could not be accessed by this Host or was not Online to this Host.

System Action: The Dismount fails.

User Response: Check VTSS XXXXXXXX can be accessed by, and is Online to, this Host. Determine the status of the VTV. If it is Mounted but should not be, attempt to Unload/Dismount it using the MSP Unload command and the HSC Dismount command.

If the reason for the failure is not understood, contact Sun Microsystems software support.

DISMOUNT OF VVVVVV FROM DDDDDD - FAILED (12) - NO ACCESS TO VTSS XXXXXXXX TO VERIFY VTV LOCATION

Explanation: Volume VVVVVV was being Dismounted from device DDDDDD. VTCS could not process the Dismount due to the state of VTSS XXXXXXXX, which could not be accessed by this Host or was not Online to this Host.

System Action: The Dismount fails.

User Response: Check that VTSS XXXXXXXX can be accessed by, and is Online to, this Host.

When VTSS XXXXXXXX is next Online, determine the status of the VTV. If it is Mounted but should not be, attempt to Unload/Dismount it using the MSP Unload command and the HSC Dismount command.

If the reason for the failure is not understood, contact Sun Microsystems software support.

DISMOUNT OF VVVVVV FROM DDDDDD - FAILED (12) - VTSS XXXXXXXX IS CURRENTLY OFFLINE

Explanation: Volume VVVVVV was being Dismounted from device DDDDDD in VTSS XXXXXXXX. VTCS was unable to process the Dismount because VTSS XXXXXXXX was Offline.

System Action: The Dismount fails.

User Response: Check the status of VTSS XXXXXXXX. If it should be Online but is not, issue VT VARY VTSS(XXXXXXX) ONLINE.

When VTSS XXXXXXXX is next Online, determine the status of the VTV. If it is Mounted but should not be, attempt to Unload/Dismount it using the MSP Unload command and the HSC Dismount command.

If the reason for the failure is not understood, contact Sun Microsystems software support.

SLS5081I DISMOUNT OF *VVVVVV* FROM DRIVE *DDDDDD* SENT TO VSM.

Explanation: A dismount request has been submitted to the VSM system for processing.

System Action: HSC processing continues.

User Response: None.

SLS5082I MOUNT OF *VVVVVV* FROM DRIVE *DDDDDD* SENT TO VSM

Explanation: A mount request has been submitted to the VSM system for processing.

System Action: HSC processing continues.

User Response: None.

SLS5626I *CCCCCCCC* PARMS INSTALLED FROM DATA SET *DDDDDD*

Explanation: *CCCCCCCC* = parameter being installed (VTMVCDDef)

To respond to a VT MVCDef command, HSC has successfully loaded the parameter statements contained in the named data set. The parameters are in use by HSC when this message is issued.

System Action: HSC processing continues.

User Response: None.

SLS5627I CCCCCCCC PARMS NOT INSTALLED REASON CODE RRRRRRRR

Explanation: To respond to a VT MVCDef command, HSC did not successfully load the parameter statements contained in the named data set.

- CCCCCCCC = type of parameters being installed (VT MVCDef)
- XXXX = Hexadecimal reason code:
- 0008 - A syntax error occurred on at least one statement
- 0009 - An inconsistency was found between two statements
- 000C - An I/O error occurred reading the data set
- 0010 - HSC was not able to allocate the data set
- 0014 - HSC was not able to open the data set
- 0018 - Sufficient memory was not available to process the data set
- 001C - Excessive number of errors (50)

In each case, this message will be preceded by message **SLS5628I** or **SLS0002I** giving details of the error(s) encountered.

System Action: HSC processing continues.

User Response: Correct the problem with the parameter data set, and retry the command.

SLS5628I CCCCCCCC record DDDDDD...EEEE

Explanation: While processing a VT MVCDef command or control statement, HSC has encountered an error.

- CCCCCCCC = type of command or control statement (VT MVCDef)
- DDDDDD = decimal number of the record within the file
- EEEE = System-generated number used for identifying the following line of this multiple-line message

The record number identifies the statement in error. A record number of zero (0) indicates a problem with the data set or an error involving more than one record.

This message is a two line message; the second line indicates the type of error:

- Error allocating data set; Code *XXXX-XXXX* = DYNALLOC error and reason codes
- Error opening data set; completion code *XXX-XX* = OPEN completion code and reason code
- Statement is too long
- Comment unclosed at end of file
- I/O error reading data set: *CCCCCCCC* = SYNADAF produced error message
- Unrecognized statement
- Parameter unsupported on JES3
- Insufficient memory
- File processing terminated due to excessive number of errors
- Error on *CCCCCCCC* {parameter|list|range}: *TTTTTTTT*
 - *CCCCCCCC* = which parameter, list or range is in error
 - *TTTTTTTT* error text (listed below)
- Error near column *NNN*: *TTTTTTTT*
 - *NNN* = column number where error was detected
 - *TTTTTTTT* error text (listed below)

Possible error text for the last two second line messages includes:

- Unknown keyword
- Required value not found
- Value supplied when none allowed
- Mutually exclusive parameters found
- Positional error
- Syntax error
- Invalid value
- Mandatory parameter missing
- Corequisite parameter missing
- Invalid length of value
- DD3D invalid as MEDIA value

See message **SLS1973I** in *HSC Messages* for a description of any text not listed here.

System Action: HSC continues to process the dataset unless the record number displayed is zero, or unless there have been 50 errors encountered in the file. For those two cases, processing of the dataset is terminated

User Response: Correct the problem with the parameter data set, and re-issue the command.

SLS5629I *CCCCCCCC:DDDDDD* DOES NOT CONTAIN ANY STMTS TO PROCESS

Explanation:

- *CCCCCCCC* = type of parameters being installed (VT MVCDef)
- *DDDDDD* = data set name

In response to a VT MVCDef command, HSC has not found any statements of the appropriate type in the named data set. The appropriate statements by command are MVCPool.

System Action: HSC processing continues.

User Response: Correct the problem with the parameter data set and retry the command.

SLS5630I *CCCCCCCC* PARAMETERS ARE NOT LOADED

Explanation: *CCCCCCCC* = type of parameters being displayed (VT MVCDef). In response to a VT MVCDef command, HSC has found that no parameters of that type have been loaded.

System Action: HSC processing continues.

User Response: See previous messages to determine the errors that prevent the parameters from being loaded.

SLS5631I *CCCCCCCC* PARAMETER STATUS:

Explanation: *CCCCCCCC* = type of parameters being displayed (VT MVCDef). In response to a VT MVCDef command, HSC displays information about the requested parameters. This message is the first of a three or four line display. The other lines displayed are:

- **LOADED FROM** *DDDDDD* Displays the data set (including member name, if appropriate) from which the parameters were loaded.
- **TITLE:** *CCCCCCCC* Displays the title (from an OPTIONS statement) which was in the data set from which the parameters were loaded. If the parameters did not contain a TITLE, this line of the display is omitted.
- **LOADED ON** *YYYY-MM-DD* **AT** *HH:MM:SS* Displays the date and time the parameters were loaded by HSC.

System Action: HSC processing continues.

User Response: None.

SLS5633I VTCS CCCCCCCC FAILED - RRRRRRRR

Explanation: A request from VSM to perform the function CCCCCCCC (FileGet/FileSet) failed. RRRRRRRR describes the reason for the failure.

System Action: HSC processing continues.

User Response: Correct the reason for the failure.

SLS5634I VTCS CCCCCCCC FAILED - LRECL GREATER THAN 80/84

Explanation: A request from VSM to perform the function CCCCCCCC (FileGet/FileSet) failed. The dataset being read or written has an LRECL greater than that which is allowed for the type of file. The maximums allowed are 80 for fixed length files and 84 for variable length files.

System Action: HSC processing continues.

User Response: Correct the reason for the failure. The maximums allowed are 80 for fixed length files and 84 for variable length files.

SLS5650I VTCS COMMUNICATIONS INTERFACE INITIALIZATION STARTED

Explanation: The Communication Interface to VTCS is starting.

System Action: HSC processing continues.

User Response: None.

SLS5651I VTCS COMMUNICATIONS INTERFACE INITIALIZATION FAILED

Explanation: The Communication Interface to VTCS failed to start.

System Action: HSC processing continues.

User Response: Determine the cause of the failure. Previous messages contain the reason for the VTCS Communication Interface Initialization failure.

SLS5661I VCI CLIENT CONTROLLER ATTACH ERROR

Explanation: The VTCS Communication Interface Client Controller failed to start due to an attach error.

System Action: HSC processing continues.

User Response: Determine the cause of the failure. Previous messages contain the reason for the VCI Client Controller attach error.

SLS5662I VCI MONITOR RESTARTED

Explanation: The VTCS Communication Interface Monitor task has restarted.

System Action: HSC processing continues.

User Response: None.

SLS5663I SHUTDOWN HSC VCI CLIENT

Explanation: The HSC VTCS Communication Interface Client task is being shutdown in response to a HSC shutdown.

System Action: HSC processing continues.

User Response: None.

SLS5664I SHUTDOWN HSC VCI SERVER AND CONNECTED CLIENTS

Explanation: The HSC VTCS Communication Interface Server task is being shutdown in response to a HSC shutdown. All connected clients are notified of the shutdown.

System Action: HSC processing continues.

User Response: None.

SLS5665I VCI SHUTDOWN COMPLETE

Explanation: The VTCS Communication Interface has terminated.

System Action: HSC processing continues.

User Response: None.

SLS5670I HSC VCI SERVER CONTROLLER STARTED

Explanation: The VTCS Communication Interface Server Controller has started. The VCI Server controller is ready to service requests from clients.

System Action: HSC processing continues.

User Response: None.

SLS5671I HSC VCI SERVER CONTROLLER RESTARTED

Explanation: The VTCS Communication Interface Server Controller has restarted. The VCI Server controller is ready to service requests from clients.

System Action: HSC processing continues.

User Response: None.

SLS5673I HSC VCI CLIENT CONTROLLER STARTED

Explanation: The HSC VTCS Communication Interface Client Controller has started. HSC is ready to issue requests to the VSM system.

System Action: HSC processing continues.

User Response: None.

SLS5678I CANNOT QUIM SERVER REQUEST HANDLER, ERROR - CCCCCCCC

Explanation: The VCI Server Request Handler could not be started. A CCCCCCCC return code was received from the QUIM function.

System Action: HSC processing continues.

User Response: None.

SLS5681I HSC CLIENT REQUEST DRIVER RESTARTED

Explanation: The Request Driver for the HSC Client has restarted.

System Action: HSC processing continues.

User Response: None.

SLS5682I CLIENT USER REQUEST BLOCK NOT FOUND FOR SEQNO NNNNNNNN

Explanation: The Client User Request Block was not found to handle the response with NNNNNNNN sequence number.

System Action: HSC processing continues.

User Response: None.

SLS5683I CLIENT RECEIVE TASK ATTACH FAILED

Explanation: The Client Receive task failed to attach.

System Action: HSC processing continues.

User Response: Determine the cause of the attach failure. Previous messages will identify the cause of the failure.

SLS5689I Invalid hostname specified for *HHHH*

Explanation: The HSC system is attempting to connect with the VSM Release 1 system. The VSMHNAME parameter is missing or the hostname *HHHH* is invalid.

System Action: The HSC continues. No connection is made to the VSM Release 1 system.

User Response: Correct the VSMHNAME if connection to the VSM Release 1 system is required.

SLS5690I HSC/VTCS CONNECT COMPLETE - READY TO PROCESS REQUESTS

Explanation: The HSC/VTCS connection is complete. The HSC/VTCS system is ready to process requests.

System Action: HSC processing continues.

User Response: None.

VTCS Messages

SLS6602I *NNNN DATASET(S) FOUND MATCHING pattern.*

Explanation: An MSP catalogue lookup found *NNNN* dataset-names matching the specified pattern *pattern*.

System Action: Processing continues.

User Response: If no dataset-names were correct the input and re-run the utility.

SLS6603I *ttt VVVVVV INFORMATION:.*

Explanation: A .VT QUery command has been issued for either an MVC or VTV volser *VVVVVV*. The requested information follows this message.

System Action: VTCS processing continues.

User Response: None.

SLS6604E CDS FORMAT IS NOT COMPATIBLE WITH VTCS V5.0/V5.1

Explanation: The CDS can not be processed by VTCS V5.0/V5.1 because the format is unknown or unsupported.

System Action: VTCS processing terminates.

User Response: Check that the CDS format is one of the following:

- Standard format (V4/V5.0.V5.1)
- Extended format (V5.0.V5.1)

If the CDS has been configured correctly, refer the problem to Sun Microsystems software support.

SLS6605I INITIATING SWAP OF MVC *VVVVVV* FROM RTD *DDDDDD*

Explanation: A data check was encountered when reading or writing to MVC *VVVVVV* upon RTD *DDDDDD*.

System Action: The current action will be attempted once more upon another RTD. If the retry also fails upon a different drive, the MVC will be marked in error and an attempt will be made to use an alternate MVC.

User Response: The reason for the error should be investigated. Check the SYSLOG for other indications as to the nature of the error.

If the MVC is damaged or suspect, then use the VT MVCDRAIN command to remove any VTVs from the MVC.

If the problem keeps recurring upon the same RTD, use the VT VARY command to vary the RTD offline and contact Sun Microsystems hardware support.

SLS6606I CDS IS NOT CONFIGURED FOR VTCS

Explanation: The VTCS component is installed and enabled, but no configuration information was found in the CDS.

System Action: HSC processing continues.

User Response: None.

SLS6607I RC XXXX FROM SORT - MVC DETAIL REPORT NOT GENERATED

Explanation: While attempting a sort during a MVC detail report, the return code XXXX was returned from the sort utility.

System Action: The detail part of the report is not produced.

User Response: Check the JOBLLOG for further messages that may give further details as to the nature of the problem.

Check that all of the requisite DD statements are present for performing a sort.

SLS6608E NO VIRTUAL DEVICES DEFINED FOR VTSS XXXXXXXX

Explanation: There are no valid virtual devices defined for communicating with VTSS XXXXXXXX. This could be caused by a hardware error or because the devices in the configuration are not virtual devices upon the correct VTSS.

System Action: Processing continues, but the VTSS will be considered as being in an offline mode. VTVs in VTSS XXXXXXXX are still accessible via other VTSSs as long as there is a copy of the VTV upon an accessible MVC. Continued running of the VTSS in offline mode will result in old copies or duplicate copies of VTVs being left within the offline VTSS.

User Response: Review the SYSLOG to see if there is a reason for the virtual device not being found.

Check and review the VTCS configuration. Check and review the MSP and processor configuration. This message will normally be preceded by SLS6675E messages.

Please refer to SLS6675E for additional user responses. Correct the problem and restart HSC. If the VTSS has been running in offline mode, a VTSS audit should be scheduled to remove any old or duplicate copies of VTVs from the VTSS.

SLS6609I CONFIGURING VTSS XXXXXXXX

Explanation: The server task for VTSS XXXXXXXX has found that the VTSS name was not set.

System Action: The VTSS will be configured with the name stored in the CDS.

User Response: None.

SLS6610E UNABLE TO OPEN DCB FOR *DDDDDD* DD

Explanation: While running a utility, a failure occurred when attempting to open the dataset associated with DD *DDDDDD*.

System Action: The utility function will fail.

User Response: Check the JOBLOG for further messages that may give further details as to the nature of the problem.

Check that all of the requisite DD statements are present for performing the requested utility function.

SLS6611I *NNNNNNNN* MVCS CONTAIN FREE SPACE IN ACS|MVCPOOL *AA*|*PPPPPPPP*

Explanation: There are *NNNNNNNN* empty MVCs in ACS *AA* or named MVCPOOL *PPPPPPPP*. These are available to receive migrated VTVs within that ACS or named MVCPOOL. This number does not include MVCS that contain VTVs

System Action: If the number of free MVCs drops too low, then automatic space reclaim will be started.

User Response: None.

SLS6612E NUMBER OF *item* SPECIFIED (*n*) EXCEEDS MAXIMUM ALLOWABLE

Explanation: A number of items specified on a command or as input to a utility is higher than the maximum allowable number of items. The actual maximum number may vary depending on command and type of utility.

System Action: The command or utility is terminated.

User Response: Correct the command or utility input and retry.

SLS6613E *NNNNNNNN* REQUESTS ARE STALLED AWAITING OFFLINE RTDs

Explanation: The indicated number of requests are held up in the system because all of the candidate RTDs are in an offline or maintenance state.

System Action: HSC processing continues.

User Response: Use the VT DISPLAY QUEUED DETAIL command to find out which requests are held up. Use the VT VARY command to vary online some suitable RTDs.

SLS6614I SCRATCH SUBPOOL *PPPPPPPP* CONTAINS *NNNNNNNN* VTVS

Explanation: The scratch subpool *PPPPPPPP* contains the indicated number of scratch VTVs.

System Action: HSC processing continues.

User Response: None.

SLS6615I *NNNNNNNN* MVCs ARE CANDIDATES FOR SPACE RECLAIM IN ACS|*MVCPOOL AA|PPPPPPPP*

Explanation: The indicated number of MVCs within ACS *AA* or named MVCPOOL *PPPPPPPP* have sufficient deleted space to qualify for space reclaim processing.

System Action: When this figure exceeds the reclaim start threshold, automatic space reclaim will be started.

User Response: None.

SLS6616I AUTOMATIC SPACE RECLAIM SCHEDULED FOR ACS|MCPool *AA|PPPPPPPP*

Explanation: The number of MVCs eligible for space reclamation within ACS *AA* or named MVCPOOL *PPPPPPPP* has exceeded the start threshold and a space reclaim request has been submitted. Only MVCs from the indicated ACS or name MVCPOOL will be subjected to reclaim processing.

System Action: HSC processing continues.

User Response: None.

SLS6617E VTSS *XXXXXXXX* HAS NO COMPATIBLE DEVICES FOR ACCESSING MVC *VVVVVV*

Explanation: A request needs to access the volume *VVVVVV* from the VTSS *XXXXXXXX*. There are no compatible RTDs attached to the VTSS to support access to the volume.

System Action: The request is failed.

User Response: Review the VOLATTR definitions for the MVCs. This condition is most likely to occur in a multi-VTSS environment where there is an inconsistent RTD device mix between the VTSSs. It may be necessary to modify JCL to use a VTSS with a suitable RTD.

- SLS6618E** VTSS XXXXXXXX HAS NO DEVICES IN ACS AA FOR ACCESSING MVC VVVVVV
- Explanation:** A request needs to access the volume VVVVVV from the VTSS XXXXXXXX. The VTSS has no suitable RTDs in ACS AA that support the volume.
- System Action:** An RTD in another ACS is selected.
- User Response:** Operator action will be required to remove the volume from its current ACS and place it into the ACS that is finally selected.
- This condition is most likely to occur in a multi-VTSS environment where there is limited access between VTSSs and the different ACSs. In order to stop the manual intervention, it may be necessary to modify JCL to use a VTSS with a suitable RTD.
- SLS6619E** RTD CCCCCCCC HAS AN UNRECOGNIZED DEVICE TYPE OF XXXXXXXX
- Explanation:** When initializing RTD CCCCCCCC, HSC indicated that it was a XXXXXXXX type of device. This is not a suitable device type for an RTD.
- System Action:** The RTD is regarded as broken and is unusable.
- User Response:** Review the configuration and restart HSC.
- SLS6620E** MVC VVVVVV HAS AN UNRECOGNIZED MEDIA TYPE OF MMMMMMMM
- Explanation:** When querying HSC about the status of MVC VVVVVV a media type MMMMMMMM was returned. This is not a suitable media type for a MVC.
- System Action:** The request is failed.
- User Response:** Review the VOLATTR, MVCPOOL and MVC volume range definitions.
- SLS6621E** XXXXXXXX SERVER TASK TERMINATION DETECTED
- Explanation:** The XXXXXXXX server has abnormally terminated for some reason.
- System Action:** The remainder of the VTCS subsystem will close down.
- User Response:** Review the SYSLOG to see if there is a reason for the termination. Refer the problem to Sun Microsystems software support.
- SLS6622I** AUDIT: XXXXXXXX
- Explanation:** The message XXXXXXXX was reported during VTSS or MVC audit processing.
- System Action:** HSC processing continues.
- User Response:** Review the reported message and take appropriate actions.

SLS6624I INVALID COMMAND STRING LENGTH FOR XXXXXXXX UTILITY

Explanation: The parameters to the XXXXXXXX utility are either missing or exceed the size of an internal buffer.

System Action: The utility request is ignored.

User Response: Review the parameters to the utility request.

SLS6625E RTD DDDDDD REPORTED RRRRRRRR: XXXXXXXX

Explanation: An error has been reported upon RTD DDDDDD. The reason for the error is indicated by RRRRRRRR. XXXXXXXX contains the sense bytes reported back to the VTSS from the RTD.

System Action: If required, an error record will be written to SYS1.LOGREC. Depending upon the nature of the error and the processing at the time, the RTD may be made temporarily unavailable and the request retried upon a different RTD. If possible an alternative MVC may be used.

User Response: The reason for the error should be investigated. If the problem keeps recurring upon the same RTD, use the VT VARY command to vary the RTD offline and contact Sun Microsystems hardware support.

If the problem follows the MVC, then the media is probably damaged in some way. Attempt recovery of the data from the MVC by the use of the VT MVCDRAIN EJECT command.

SLS6626E FAILED TO VARY OFFLINE RTD DDDDDD ON VTSS XXXXXXXX

Explanation: The ECAM request to vary offline the shared RTD DDDDDD from VTSS XXXXXXXX has failed. The switch-over of the device to another VTSS could not be completed.

System Action: Depending upon the nature of the error and the processing at the time, the RTD may be made temporarily unavailable and the request retried upon a different RTD. If possible an alternative MVC may be used.

User Response: The reason for the error should be investigated. Check the SYSLOG for other indications as to the nature of the error.

If the problem keeps recurring upon the same RTD, use the VT VARY command to vary the RTD offline and contact Sun Microsystems hardware support.

SLS6627E FAILED TO VARY ONLINE RTD DDDDDD ON VTSS XXXXXXXX

Explanation: The ECAM request to vary online the RTD DDDDDD to VTSS XXXXXXXX has failed. Either the switch over of the device from another subsystem could not be completed or the device could not be varied online for the first time.

System Action: Depending upon the nature of the error and the processing at the time, the RTD may be made temporarily unavailable and the request retried upon a different RTD. If possible an alternative MVC may be used.

User Response: The reason for the error should be investigated. Check the SYSLOG for other indications as to the nature of the error.

Check that the RTD is not online to another system.

If the problem keeps recurring upon the same RTD, use the VT VARY command to vary the RTD offline and contact Sun Microsystems hardware support.

SLS6628E RTD DDDDDD ON VTSS XXXXXXXX FAILED TO MOUNT MVC VVVVVV

Explanation: The ECAM request to mount the MVC VVVVVV upon the RTD DDDDDD that is attached to VTSS XXXXXXXX has failed.

System Action: Depending upon the nature of the error and the processing at the time, the RTD may be made temporarily unavailable and the request retried upon a different RTD. If possible an alternative MVC may be used.

User Response: The reason for the error should be investigated. Check the SYSLOG for other indications as to the nature of the error.

Check that the MVC is resident in the appropriate ACS.

If the problem keeps recurring upon the same RTD, use the VT VARY command to vary the RTD offline and contact Sun Microsystems hardware support.

If the problem keeps recurring upon the same MVC, check the media for physical damage.

SLS6629E RTD DDDDDD ON VTSS XXXXXXXX FAILED TO DISMOUNT MVC VVVVVV

Explanation: The ECAM request to dismount the MVC VVVVVV from the RTD DDDDDD that is attached to VTSS XXXXXXXX has failed.

System Action: Depending upon the nature of the error and the processing at the time, the RTD may be made temporarily unavailable and the request retried upon a different RTD. If possible an alternative MVC may be used.

User Response: The reason for the error should be investigated. Check the SYSLOG for other indications as to the nature of the error.

If the problem keeps recurring upon the same RTD, use the VT VARY command to vary the RTD offline and contact Sun Microsystems hardware support.

If the problem keeps recurring upon the same MVC, check the media for physical damage.

SLS6630I ORPHAN COPY OF VTV VVVVVV IN OFFLINE VTSS XXXXXXXX.

Explanation: An old or duplicate copy of VTV VVVVVV has been created in VTSS XXXXXXXX because the VTSS was running in an offline mode.

System Action: Processing continues.

User Response: When the VTSS has been brought back into an online mode, a VTSS audit will need to be scheduled in order to remove any old or duplicate VTV copies.

SLS6631I VTSS: XXXXXXXX1 VTV: VVVVVV DUPLICATE DELETED FROM XXXXXXXX2

Explanation: When checking the status of VTV VVVVVV upon VTSS XXXXXXXX1, a duplicate or out-of-date version of the VTV was found upon VTSS XXXXXXXX2.

System Action: The copy of the VTV upon VTSS XXXXXXXX2 is deleted.

User Response: This problem should be investigated. The message implies that VTCS has lost synchronization with the contents of the VTSSs.

If possible, attempt to track back through the life of the VTV to see if there are any other events that may have caused this problem.

Consider running the VTSS audit utility to reconcile the contents of the VTSSs with the CDS.

If the problem persists or is not an isolated incident, contact Sun Microsystems software support.

SLS6632I VTSS XXXXXXXX SERVER READY; STATE IS SSSSSSSS

Explanation: The main server subtask for VTSS XXXXXXXX has initialized and is ready for work. State refers to one of the following:

- QUIESING - Quiescing state
- QUIESCED - Quiesced state
- OFFLINE - Offline state
- OFFLINE-P - Offline pending state
- ONLINE - Online state
- ONLINE-P - Online pending state
- STARTED - The VTSS is initialized and in process of going to the requested state (online, offline, or quiesced)

System Action: HSC processing continues.

User Response: None.

SLS6633I VTSS XXXXXXXX SERVER TASK TERMINATION DETECTED:

Explanation: The server task for VTSS XXXXXXXX has abnormally terminated for some reason.

System Action: The remainder of the VTCS subsystem will close down.

User Response: Review the SYSLOG to see if there is a reason for the termination. Refer the problem to Sun Microsystems software support.

SLS6634I RTD DDDDDD AVAILABLE FOR USE

Explanation: RTD DDDDDD can now service requests. This message is issued either at HSC startup, after the RTD is varied online or after the RTD is reset following an error condition.

System Action: HSC processing continues.

User Response: None.

SLS6635I AUTO MIGRATION TO MVC VVVVVV COMPLETED

Explanation: Auto migration has finished migrating VTVs to MVC VVVVVV.

System Action: HSC processing continues.

User Response: None.

SLS6636I DEMAND MIGRATION TO MVC VVVVVV TERMINATED

Explanation: An explicit request to migrate VTVs has completed and has finished using MVC VVVVVV.

System Action: HSC processing continues.

User Response: None.

SLS6637I RECALL FROM MVC VVVVVV COMPLETED

Explanation: An explicit request to recall VTVs has completed and has finished using MVC VVVVVV.

System Action: HSC processing continues.

User Response: None.

SLS6638I MVC VVVVVV SELECTED FOR FFFFFFFF VTSS:XXXXXXXX STORCL:CLASS

Explanation: Migration has selected VVVVVV as a new volume for the function FFFFFFFF from VTSS XXXXXXXX. The function will either be migration, reclaim output, or consolidation. The MVC was selected with a criteria of storage class SSSSSSSS and optionally from ACS AA.

System Action: HSC processing continues.

User Response: None.

SLS6639I WAITING FOR HOST HHHH TO COMPLETE CONFIG RESET FOR VTSS XXXXXXXX

Explanation: When the CONFIG utility was last run, the RESET parameter was specified. As a result, the host HHHH is at present clearing and resetting internal configuration of VTSS XXXXXXXX.

System Action: The startup of the VTSS server is delayed until the indicated host has completed its processing

User Response: If the host HHHH is not active or has suffered some kind of failure, it may be necessary to correct the problem upon the other host and restart HSC. This will restart the processing.

SLS6640I VTV VVVVVV NOT MIGRATED FROM VTSS XXXXXXXX BECAUSE OF STATUS CHANGE

Explanation: When attempting to migrate VTV VVVVVV out to an MVC from VTSS XXXXXXXX, it was found that the status of the VTV had changed since the command was originally issued.

System Action: Migration of the VTV is skipped.

User Response: This is only a warning. Because there is a significant delay between the validation performed when the command was issued and the time at which the migration is attempted, it is quite possible for another request to update the VTV record and thus invalidate the original reason for the migrate.

SLS6641I VTV VVVVVV FAILED MIGRATION FROM VTSS XXXXXXXX BECAUSE OF A BUSY CONDITION

Explanation: When attempting to migrate VTV VVVVVV out to a MVC from VTSS XXXXXXXX, the VTV busy condition was returned by the VTSS.

System Action: Migration of the VTV is skipped.

User Response: This problem should be investigated. The message implies that the VTSS is already performing some other kind of processing against the VTV. It is possible that VTCS has lost synchronization with the contents of the VTSS or that a hardware error condition exists.

If possible, attempt to track back through the life of the VTV to see if there are any other events that may have caused this problem. If the problem persists or is not an isolated incident, contact Sun Microsystems software support.

SLS6642I MVC VVVVVV INCORRECTLY MOUNTED ON DRIVE DDDDDD

Explanation: The MVC VVVVVV was found mounted upon RTD DDDDDD and this was not the MVC that was expected.

System Action: The RTD is unloaded and the wait continues for the original MVC that was requested.

If the mount is still not satisfied after 15 minutes, the mount will time out and the MVC will be marked as LOST.

User Response: This could have been caused by volume being left upon a drive. In this case, the unload should allow the original mount to succeed.

If the correct MVC was loaded in response to the original mount request, then the appearance of this message indicates that the MVC is mislabeled. In this case, the MVC must be reinitialized.

SLS6643I MVC VVVVVV MOUNTED ON DRIVE DDDDDD

Explanation: The MVC VVVVVV has been successfully mounted upon RTD DDDDDD and is available for use.

System Action: HSC processing continues.

User Response: None.

SLS6644I VTV *VVVVVV* RECALLED FROM MVC:*MMMMMM* BLOCK:*BBBBBBBB*

Explanation: The VTV *VVVVVV* has been successfully recalled from MVC *MMMMMM*. The VTV was located at physical block *BBBBBBBB* on the MVC.

System Action: HSC processing continues.

User Response: None.

SLS6645I VTSS *XXXXXXXX* IS *number1*% FULL OF *number2* VTVS

Explanation: The VTSS *XXXXXXXX* is *number1*% full of VTV data. There are currently *number2* VTVs resident in the VTSS. The timing of the message is dependent upon whether the DBU is changing, the status of auto migration, and the amount of work (mount/dismounts) being performed. By default, the message is produced at about an hour interval.

System Action: If this percentage full exceeds the current high threshold for the VTSS, then auto migration will be started.

If the number of VTVs in a VTSS exceeds 97000, then auto migration will also be started.

User Response: None.

SLS6646I STARTING AUTO MIGRATION ON VTSS *XXXXXXXX*

Explanation: The VTSS *XXXXXXXX* has exceeded the high threshold and auto migration is being started to reduce the amount of VTV data down to the low threshold.

System Action: HSC processing continues.

User Response: None.

SLS6647I STOPPING AUTO MIGRATION ON VTSS *XXXXXXXX*

Explanation: The VTSS *XXXXXXXX* has reached the low threshold when performing auto migration.

System Action: Each auto migration request running against the VTSS will terminate when it reaches a convenient point.

User Response: None.

SLS6648I VTV *VVVVVV* FAILED RECALL TO VTSS *XXXXXXXX*

Explanation: An attempt was made to recover from an error upon a recall of VTV *VVVVVV* back to VTSS *XXXXXXXX*, but the recovery failed.

System Action: The VTV will be skipped. This may ultimately cause the failure of the initiating request.

User Response: The reason for the error should be investigated. Check the SYSLOG for other indications as to the nature of the error.

If the problem keeps recurring upon the same RTD, use the VT VARY command to vary the RTD offline and contact Sun Microsystems hardware support.

SLS6649I VTV VVVVVV HAD DATA ERRORS ON RECALL

Explanation: During the recall of VTV VVVVVV, data checks have occurred. The recall was completed, but the VTV contains virtual data checks to indicate the areas where data has been lost.

System Action: HSC processing continues.

User Response: The reason for the error should be investigated. Check the SYSLOG for other indications as to the nature of the error.

If the problem keeps recurring upon the same RTD, use the VT VARY command to vary the RTD offline and contact Sun Microsystems hardware support.

The media is probably damaged in some way. Attempt recovery of the data from the MVC by the use of the VT MVC DRAIN EJECT command.

SLS6650I VTCS COMMUNICATIONS INTERFACE INITIALIZATION STARTED

Explanation: The communication interface between HSC and VTCS has started.

System Action: HSC processing continues.

User Response: None.

SLS6651E VTCS COMMUNICATIONS INTERFACE INITIALIZATION FAILED

Explanation: The communications interface between HSC and VTCS has failed for some reason.

System Action: The remainder of the VTCS subsystem will close down.

User Response: Review the SYSLOG to see if there is a reason for the termination. Refer the problem to Sun Microsystems software support.

SLS6653I VTCS MAIN TASK STARTING

Explanation: The main task for processing requests in VTCS has started.

System Action: HSC processing continues.

User Response: None.

SLS6654I VTCS MAIN TASK WAITING FOR WORK

Explanation: The VTCS main task is ready for processing requests from HSC.

System Action: HSC processing continues.

User Response: None.

SLS6655I VTCS MAIN TASK TERMINATING

Explanation: The VTCS main task has received a shutdown request from HSC.

System Action: HSC processing continues.

User Response: None.

SLS6656I CONFIG ERROR: XXXXXXXX

Explanation: When running the configuration utility, an error was detected in one of the previous statements in the configuration parameters. The message XXXXXXXX gives the reason for the error.

System Action: The remainder of the configuration statements will be processed, but the CDS will not be updated with the new details.

User Response: Review the configuration and change the statements and before rerunning the configuration utility.

SLS6657E ATTEMPT TO MOUNT FENCED VTV VVVVVV

Explanation: A mount request has been received for a VTV VVVVVV and it is in a fenced state. The contents for the VTV are in an unpredictable state and it is unsafe to perform the mount.

The VTV can be reused once it has been scratched and used for a successful scratch mount.

System Action: The mount request will be failed.

User Response: If possible, attempt to track back through the life of the VTV to see if there are any other events that may have caused this problem.

The data upon the VTV will need to be reconstructed.

If the problem persists or is not an isolated incident, contact Sun Microsystems software support.

SLS6658E VTV VVVVVV IS BEING RECOVERED ON VTSS XXXXXXXX

Explanation: While performing a check of VTV VVVVVV, it has been found that the VTSS XXXXXXXX is performing recovery action against the VTV.

System Action: The action against the VTV will be retried at some later date. At that point the VTV may be fenced if the VTV contents are found to be unreliable. The request that discovered the problem will be failed.

User Response: This problem is the result of a previous hardware error on the VTSS. Contact Sun Microsystems hardware support to ensure that the original problem has been logged and/or reported.

If possible, attempt to track back through the life of the VTV to see if there are any other events that may have caused this problem.

Once it has been discovered that the recovery action has finished, the VTV contents should be inspected to verify the data integrity.

SLS6659I VTSS XXXXXXXX SIM:MMMM

Explanation: While performing ECAM to VTSS XXXXXXXX, an indication was returned that a SIM message was pending. The sense information from the SIM message is MMMM.

System Action: If required, an error record will be written to SYS1.LOGREC. Normal processing continues.

User Response: The information should be reported to Sun Microsystems hardware support.

SLS6660I RTD SERVER FOR XXXXXXXX TERMINATION DETECTED

Explanation: The server task for RTD XXXXXXXX has abnormally terminated for some reason.

System Action: The affected RTD becomes unusable.

User Response: Review the SYSLOG to see if there is a reason for the termination. Refer the problem to Sun Microsystems software support.

SLS6661E ALL RTD SERVERS TERMINATED - VTCS TERMINATING

Explanation: All of the RTD server tasks for a VTSS have abnormally terminated for some reason.

System Action: The remainder of the VTCS subsystem will close down.

User Response: Review the SYSLOG to see if there is a reason for the termination. Refer the problem to Sun Microsystems software support.

SLS6662E RTD *DDDDDD* PUT IN MAINTENANCE MODE BECAUSE OF ERROR

Explanation: A general failure has occurred on RTD *DDDDDD*. The device was reported either inoperable, unconfigured, inaccessible, or bad, and has been taken out of service.

System Action: The current request that is processing on the RTD will be retried on another RTD.

User Response: The reason for the error should be investigated. Check the SYSLOG for any other indications as to the nature of the error, and contact Sun Microsystems hardware support.

SLS6663I clink/rtd TASK starting/terminated FOR DEVICE *vtssname deviceid*

Explanation: The server task has started or terminated for either:

- RTD *deviceid*
- CLINK *vtssname deviceid*

System Action: HSC processing continues.

User Response: None.

SLS6664I CDS IS NOT COMPATIBLE WITH VTCS V6.

Explanation: The CDS can not be processed by VTCS V6 because the format is unknown or unsupported.

System Action: VTCS processing terminates. If VTCS was starting up in an HSC/VTCS subsystem, it will close down.

User Response: Ensure that the CDS was configured using V6 libraries. If the CDS has been configured correctly, refer the problem to Sun Microsystems software support.

SLS6665I VTCS MAIN TASK NORMAL TERMINATION COMPLETE

Explanation: The main task for VTCS has finished terminating.

System Action: HSC processing continues.

User Response: None.

SLS6666E VTCS MAIN TASK ABNORMAL TERMINATION DETECTED

Explanation: The main task for VTCS has abnormally terminated for some reason.

System Action: The remainder of the VTCS subsystem will close down.

User Response: Review the SYSLOG to see if there is a reason for the termination. Refer the problem to Sun Microsystems software support.

SLS6667I REQUEST PURGED:XXXXXXXX {ON VTD:DDDDDD} {MVC:MMMMMM} {VTV:VVVVVV}
RRRRRRRR

Explanation: The request of type XXXXXXXX has failed. The request was optionally directed towards VTD DDDDDD. The current MVC being processed was MMMMMM and the current VTV was VVVVVV. RRRRRRRR indicates the main reason for the request being failed. This may be either a textual explanation or an indication of the internal HSC return code that triggered the problem.

This is a general indication for the abnormal termination of a request. This could be caused by a hardware error, a software error, operator intervention, or some other unresolvable error condition.

System Action: The indicated request is terminated.

User Response: This message is normally the result of some other failure condition. Review the SYSLOG to see if there any other message that give a further indication as to the nature of the error. Depending upon the nature of the error, the original command or utility may need to be retried with the same or different parameters. If the error is the result of a software error, then refer the problem to Sun Microsystems software support.

SLS6668I CONFIGURING RTD DDDDDD

Explanation: The server task for RTD DDDDDD has found that the RTD was unconfigured.

System Action: The RTD will be configured according to the details stored in the CDS.

User Response: None.

SLS6669E RTD CONFIGURATION MISMATCH DDDDDD1:DDDDDD2 CCC1:CCC2

Explanation: The server task for RTD DDDDDD1 has found a mismatch between the configuration details in the CDS and the details in the VTSS.

The RTD known as DDDDDD2 has channel interface details of CCC2 rather than CCC1.

System Action: Operation proceeds with the configuration stored in the VTSS.

User Response: If the configuration in the CDS is wrong, rerun the configuration utility to reset the RTD details.

If the configuration in the VTSS is wrong, reset the RTD to the unconfigured state by use of the VTSS operator panel and use the VT VARY command to bring the RTD online.

SLS6670E RTD *DDDDDD* FAILED INITIAL CONFIGURATION WITH CC=*CCC* RC=*RRR*

Explanation: The RTD *DDDDDD* was found to be unconfigured and an attempt was made to configure the device according to the details in the CDS. The request failed with Completion Code X'*CCC*', Reason Code X'*RRR*'.

System Action: The RTD is left in a broken state.

User Response: Check that the RTD configuration is correct.

Check that the RTD is not online to another system.

If the problem cannot be resolved, contact Sun Microsystems hardware support.

SLS6671E *PPPPPPP* SCRATCH POOL EMPTY, REPLY R TO RETRY

Explanation: The subpool *PPPPPPP* does not contain any virtual scratch volumes.

System Action: The scratch levels will be rechecked every 10 minutes. Any scratch mounts for the indicated subpool will be placed on hold until scratch volume become available.

User Response: Run the scratch synchronization utility for HSC to ensure that the CDS contains details of the latest scratch volumes from the TMC.

Answer 'R' to this prompt to retry any held scratch mount requests. Check the SCRPOOL definitions for HSC to ensure that they cover the correct virtual volume ranges. Consider adding extra ranges of VTV volumes to the CDS.

SLS6672E INVALID UTILITY CONTROL STATEMENT

Explanation: A SWSADMIN utility has encountered a continuation or other general syntax error (e.g. unmatched parentheses) on a utility control statement, or the concatenated control statement (including 9 bytes of SWSADMIN overhead) exceeds the maximum length of 32000 characters.

System Action: The control statement is ignored and Return Code 8 is set.

User Response: Correct the error and resubmit the SWSADMIN utility job.

SLS6673I CONFIGURED VIRTUAL DRIVE *DDDDDD* MARKED NONEXISTENT

Explanation: The VTD *DDDDDD* has been defined in the VTCS configuration but does not exist within the VTSS. This is most likely to occur if the configuration defines more devices than the VTSS model supports.

System Action: HSC processing continues.

User Response: Review the VTCS configuration.

SLS6674I INVALID RANGE *VVVVV1* - *VVVVV2* SPECIFIED

Explanation: The range of volumes *VVVVV1*-*VVVVV2* specified in the utility or command does not constitute a valid volume range.

System Action: The command or utility will fail.

User Response: Correct the volume range in error and resubmit the command or utility.

SLS6675E VTSS:*XXXXXXXX* VTD:*DDDDDD* CONFIGURATION ERROR RC=*RRRRRRRR* SUBSYSTEM INFO:*ZZZZZ1*/*ZZZZZ2*/*ZZZZZ3*

Explanation: While validating the configuration of the virtual drive *DDDDDD* attached to VTSS *XXXXXXXX*, either an error of *RRRRRRRR* was returned to an ECAM request or a configuration mismatch was detected.

The VTSS attached to the device returned a subsystem name of *ZZZZZ1*, a device Id of *ZZZZZ2* and a frame serial number of *ZZZZZ3*.

If an ECAM error occurred, either something in MSP or the hardware prevented communication with the VTD or the device addressed is not a VTD.

The *RRRRRRRR* return codes are as follows:

- 6A40FF0C - EXCP failed, unknown reason
- 6A40FF10 - EXCP failed, interface control check
- 6A40FF14 - EXCP failed, no comm path to the VTD
- 6A40FF18 - UCBLOOK failed
- 6A40FF1C - UCB capture failed
- 6A40FE00 - Improperly formatted ECAM request (VTCS code error)

System Action: The VTD will be marked as broken and will not be used.

User Response: Check and review the VTCS configuration.

Ensure that the number and order of the VTDs in the configuration match that of the VTSS.

Check and review the hardware configuration of the MSP system. Ensure that the VTD addresses point to the correct VTSS and that all CHPIDs and paths for the failing device are online and operational.

If running under an MSP guest, ensure that the VM configuration is correct.

If this message (with RC=6A40FF0C) occurs for every VTD followed by message SLS6608E and none of the responses listed above resolve the problem, then this is a VTSS hardware and/or microcode problem. Have your STK customer engineer check the VTSS op panel and logs for error conditions. A DAC condition (data assurance check) is a known cause of this error. If a DAC has occurred, you will need to run a VTSS Audit after the DAC condition has been reset by the customer engineer.

SLS6678E COPY OF VTV VVVVVV ON VTSS XXXXXXXX HAS BECOME INACCESSIBLE

Explanation: While performing a check of VTV VVVVVV upon VTSS XXXXXXXX, the VTSS has indicated that the entire VTV contents have become unreadable for some reason.

System Action: Recovery will be attempted using any other copies of the VTV. If the validity of the VTV contents is suspect, then the VTV will be fenced.

User Response: This problem is the result of a previous hardware error on the VTSS. Contact Sun Microsystems hardware support to ensure that the original problem has been logged and/or reported.

If possible, attempt to track back through the life of the VTV to see if there are any other events that may have caused this problem.

If a valid copy of the VTV exists on an MVC, then the data upon the VTV is still accessible. Otherwise, the contents of the VTV will have been lost and the data will need to be reconstructed by other means.

SLS6679E UNEXPECTED COPY OF VTV VVVVVV FOUND ON VTSS XXXXXXXX

Explanation: A copy of VTV VVVVVV was found upon VTSS XXXXXXXX when the CDS indicates that the VTV should not be present.

System Action: Recovery will be attempted using the copy found on the VTSS.

User Response: This problem should be investigated. The message implies that VTCS has lost synchronization with the contents of the VTSSs.

If possible, attempt to track back through the life of the VTV to see if there are any other events that may have caused this problem.

Consider running the VTSS audit utility to reconcile the contents of the VTSSs with the CDS.

If the problem persists or is not an isolated incident, contact Sun Microsystems software support.

SLS6680E COPY OF VTV VVVVVV MISSING FROM VTSS XXXXXXXX

Explanation: While performing a check of VTV VVVVVV, the copy that should have existed upon VTSS XXXXXXXX has been found to be missing.

System Action: Recovery will be attempted using any other copies of the VTV. If the validity of the VTV contents is suspect, then the VTV will be fenced.

User Response: This problem should be investigated. The message implies that VTCS has lost synchronization with the contents of the VTSS.

If possible, attempt to track back through the life of the VTV to see if there are any other events that may have caused this problem.

Consider running the VTSS audit utility to reconcile the contents of the VTSSs with the CDS.

If at least one copy of the VTV already exists upon another MVC, then the data upon the VTV is still accessible. Otherwise, the contents of the VTV will have been lost and the data will need to be reconstructed by other means.

SLS6681I VTV VVVVVV MIGRATED TO MVC:VVVVVV BLOCK:BBBBBBBB
{STORCL:XXXXXXXX MCMTCL:XXXXXXXX | FOR CONSOLIDATION}

Explanation: A copy of VTV VVVVVV has been successfully written out to MVC VVVVVV. The copy of the VTV was located at physical block BBBBBBBB on the MVC. If the migration was for consolidation, the literal “for consolidation” is displayed. Otherwise, the Storage Class associated with the MVC and the Management Class associated with the VTV are displayed.

System Action: HSC processing continues.

User Response: None.

SLS6682I SPACE RECLAIM ABORTED FOR MVC: VVVVVV ELAPSED TIME OF NNN MINUTES EXCEEDED.

Explanation: A demand space reclaim request has been entered specifying a time out of NNN minutes. This time has been exceeded. MVC VVVVVV *will not be scheduled for space reclaim.*

System Action: HSC processing continues.

User Response: None.

SLS6683I BULK RECALL OF NUMBER VTVS ISSUED TO MVC VVVVVV

Explanation: A request has been generated as part of drain or space reclaim processing to remove the indicated number of VTVs from MVC VVVVVV.

System Action: HSC processing continues.

User Response: None.

SLS6684I RTD DDDDDD ON VTSS XXXXXXXX RETURNED ECAM ERROR CC=CCC RC=RRR

For information about this message, see Appendix C, “ECAM Message SLS6684I” on page 89.

SLS6685I RTD DDDDDD MOUNT OF VVVVVV TIMED OUT

Explanation: A request has been made of HSC to mount MVC VVVVVV upon RTD DDDDDD, but the RTD did not come ready within 15 minutes.

System Action: If an alternate MVC can be used, the request will be retried using the alternate MVC. If the volume is being used for migration, the request will be retried using a newly selected volume.

If it is not possible to retry the request, then the request will be cancelled.

The affected MVC will be marked as LOST. If a subsequent mount of the MVC is successful, then this status will be cleared.

User Response: Check the SYSLOG to see whether HSC detected some kind of problem when attempting the mount.

Ensure that all MVCs are library resident. If mounts cannot be satisfied using certain drives in the library, attempt to run with these RTDs offline.

If the problem keeps recurring upon the same RTD, use the VT VARY command to vary the RTD offline and contact Sun Microsystems hardware support.

SLS6686I RTD DDDDDD VOLUME MOUNTED NOT A MVC

Explanation: The volume just mounted upon RTD DDDDDD is not a valid MVC.

System Action: If the mount was as a result of a migrate request, a new volume will be selected and the request will be retried.

As the MVC has been previously used and known to be valid, it is assumed that the wrong volume was mounted upon the drive. The request will be retried.

User Response: Check the SYSLOG to see whether HSC detected some kind of problem when attempting the mount.

Check the integrity of the MVC. It is possible that a previous event has somehow corrupted the MVC. Ensure that sufficient rules and processes are in place to stop overwrites of MVCs by external jobs.

If the problem keeps recurring upon the same RTD, use the VT VARY command to vary the RTD offline and contact Sun Microsystems hardware support.

SLS6687I RTD DDDDDD NEW VOLUME VVVVVV IS NOT A MVC

Explanation: The MVC VVVVVV was just mounted upon RTD DDDDDD in response to a migrate request and was found to not be a valid MVC.

System Action: A new volume will be selected and the migrate requests will be retried.

User Response: Check the SYSLOG to see whether HSC detected some kind of problem when attempting the mount.

Check to see whether the MVC was properly initialized.

Check the integrity of the MVC. It is possible that a previous event has somehow corrupted the MVC. Ensure that sufficient rules and processes are in place to stop overwrites of MVCs by external jobs.

If the problem keeps recurring upon the same RTD, use the VT VARY command to vary the RTD offline and contact Sun Microsystems hardware support.

SLS6688E RTD DDDDDD MVC VVVVVV MOUNTED READONLY

Explanation: The MVC VVVVVV was mounted upon RTD DDDDDD in a read only state and a migrate request attempted to write more VTVs to the MVC.

System Action: A new volume will be selected and the migrate requests will be retried.

User Response: Check the SYSLOG to see whether HSC detected some kind of problem when attempting the mount. Check the physical media to ensure that it is not read protected. If the problem keeps recurring upon the same RTD, use the VT VARY command to vary the RTD offline and contact Sun Microsystems hardware support.

SLS6689E FFFFFF found invalid version of VTV VVVVVV on VTSS SSSSSSSS

Explanation: A crosscheck between the contents of VTSS SSSSSSSS and the CDS whilst performing function FFFFFF has failed.

The CDS and the hardware contain different versions of the VTV. This could be due to running with the wrong CDS or as a result of a software problem in VTCS.

System Action: The function that encountered the problem will be aborted. This may result in orphaned copies of VTVs being left in the VTSS.

User Response: Contact STK software support.

SLS6690E RTD DDDDDD POSITION ERROR ON VTV VVVVVV MVC MMMMMM

Explanation: An attempt was made upon RTD DDDDDD to read VTV VVVVVV from MVC MMMMMM. The VTV cannot be found at the position indicated within the CDS.

System Action: If an alternate MVC can be used, the request will be retried using the alternate MVC. Otherwise, the request will be cancelled.

User Response: This problem should be investigated. The message implies that VTCS has lost synchronization with the contents of the MVCs.

If possible, attempt to track back through the life of the MVC to see if there are any other events that may have caused this problem.

Consider running the MVC audit utility to reconcile the contents of the VTSSs with the CDS.

Check the integrity of the MVC. It is possible that a previous event has somehow corrupted the MVC. Ensure that sufficient rules and processes are in place to stop overwrites of MVCs by external jobs.

If the problem keeps recurring upon the same RTD, use the VT VARY command to vary the RTD offline and contact Sun Microsystems hardware support.

SLS6691I RTD DDDDDD REQUEST CANCELLED

Explanation: A current long running ECAM request upon RTD DDDDDD was cancelled.

System Action: The request currently being processed upon the RTD is cancelled.

User Response: This problem should be investigated. The message implies that either a hardware error has occurred upon the VTSS or one of the other hosts is performing some kind of recovery action against the RTD.

Check the SYSLOG upon each host to see what may have been happening at the time of the problem.

If the problem keeps recurring upon the same RTD, use the VT VARY command to vary the RTD offline and contact Sun Microsystems hardware support.

SLS6692E RTD DDDDDD I/O ERROR ON MVC MMMMMM LABELS FOR VTV VVVVVV

Explanation: An attempt was made upon RTD DDDDDD to read VTV VVVVVV from MVC MMMMMM. A data check occurred when attempting to read the tape labels. This copy of the VTV is inaccessible.

System Action: If an alternate MVC can be used, the request will be retried using the alternate MVC. Otherwise, the request will be cancelled.

User Response: The reason for the error should be investigated. Check the SYSLOG for other indications as to the nature of the error.

If the MVC is damaged or suspect, then use the VT MVC DRAIN EJECT command to remove any VTVs from the MVC.

If the problem keeps recurring upon the same RTD, use the VT VARY command to vary the RTD offline and contact Sun Microsystems hardware support.

SLS6693I RTD DDDDDD FAILED, DRIVE WILL BE RETRIED LATER

Explanation: A general failure has occurred upon RTD DDDDDD. The drive will be taken out of service for a short time and will then be reset.

System Action: The current request that is processing upon the RTD will be retried upon another RTD.

User Response: The reason for the error should be investigated. Check the SYSLOG for other indications as to the nature of the error.

If the problem keeps recurring upon the same RTD, use the VT VARY command to vary the RTD offline and contact Sun Microsystems hardware support.

SLS6694E VTSS XXXXXXXX HAS TOO MANY VTVs

Explanation: An attempt has been made to place more than 100,000 VTVs in VTSS XXXXXXXX.

System Action: The request that attempted to exceed the limit will be cancelled.

User Response: Check the SYSLOG for other indications as to the nature of the error. Auto migration should have been started sometime before this condition occurred.

Use the VT MIGRATE command to make some space available in the affected VTSS.

SLS6695E VTSS XXXXXXXX IS FULL

Explanation: An attempt has been made to recall a VTV to VTSS XXXXXXXX, but there was insufficient space within the VTSS.

System Action: The request that attempted to exceed the limit will be cancelled.

User Response: Check the SYSLOG for other indications as to the nature of the error. Auto migration should have been started sometime before this condition occurred.

Use the VT MIGRATE command to make some space available in the affected VTSS.

SLS6696I TRANSFER VTV VVVVVV FROM VTSS XXXXXX1 TO XXXXXX2 VIA ACS AA

Explanation: A mount request has been directed to VTSS XXXXXX2 to mount VTV VVVVVV. The volume is not resident upon any MVCs. The VTV will be transferred from VTSS XXXXXX1 via common RTDs in ACS AA.

System Action: HSC processing continues.

User Response: This is a costly action to perform and should be avoided if at all possible.

Check the JCL for the job, the TAPEREQ definitions and any user exit responses to see why the virtual mount was directed toward the wrong VTSS

SLS6697I NO COMPATIBLE DRIVES FOR TRANSFER OF VTV VVVVVV FROM VTSS XXXXXX1 TO XXXXXX2

Explanation: A mount request has been directed to VTSS XXXXXX2 to mount VTV VVVVVV. The volume is not resident upon any MVCs. There are no common RTDs in the same location and of the same type to enable a transfer of the VTV between the two VTSSs.

System Action: The mount request fails.

User Response: Check the JCL for the job, the TAPEREQ definitions and any user exit responses to see why the virtual mount was directed toward the wrong VTSS.

SLS6698I ECAM I/O ERROR ON VTD DDDD

Explanation: An I/O error occurred when ECAM-T was issued against a VTD address.

System Action: VTCS will retry the failure once against a different VTD address if possible. If the retry fails also, the invoking function will fail.

User Response: Investigate why I/O cannot be done to this address.

SLS6699E NUMBER OF FREE MVCS CRITICAL - PLEASE ADD MORE MVCS TO ACS AA|MVCPOOL (PPPPPPP) AND REPLY R TO RETRY

Explanation: The MVC Space critical has dropped below the configured threshold for ACS AA or named MVCPOOL (PPPPPPP). See the last SLS6611I message for details of how many MVCs are free.

System Action: Automatic space reclaim is started. This message will be deleted when the shortage is relieved.

User Response: The VT RECLAIM command may free up some MVCs. Use the QUERY MVCPOOL command or utility MVCPLRPT to determine if other ACS(s) and/or named MVCPOOLS are short of free MVCs. The MVCPOOL definitions should be reviewed and/or new ranges of MVCs should be defined in the CDS. See the *VTCS Installation, Configuration and Administration Guide* for details upon how to add new volumes and ranges. After adding the MVCs, reply R to this prompt to retry the migrate requests.

SLS6700E MIGRATION FAILED STORAGE CLASS: *XXXXXXXX* ACS: *AA* VTSS: *XXXXXXXX*
REASON: *RRRRRRRR*

Explanation: A migration was attempted to the Storage Class *XXXXXXXX*, but could not be completed for the reason indicated.

System Action: For demand migration, the migration is terminated. For immediate or automatic migration, the migration will be retried.

User Response: If the reason is “No RTDs available,” reload MGMTDEF parameters to specify a valid combination of media type and ACS for the Storage Class.

If the reason is “No MVCs available,” check the Storage Class definition for required media and ACS, and enter new MVCs or reclaim existing MVCs to correct the situation.

If the reason is “No RTDs online,” vary RTDs online if possible.

SLS6701I AUTO MIGRATION FOR VTSS *XXXXXXXX* TO TARGET *NN%* IS NOW ACTIVE ON
HOST *HHHH*.

Explanation: The DBU upon VTSS *XXXXXXXX* has exceeded the high threshold or a migrate to threshold operator command has been issued and auto migration is now active upon host *HHHH*. This host will manage auto migration by migrating and deleting VTVs from the VTSS until the DBU drops to the target *NN%*.

System Action: HSC Processing continues.

User Response: None.

SLS6702E NO VOLUMES AVAILABLE FOR AUTO MIGRATION SELECTION ON VTSS *XXXXXXXX*

Explanation: The auto migration process was unable to find any VTVs eligible to be migrated, but the migration target has not been reached.

System Action: Auto migration terminates.

User Response: None.

SLS6703I HOST *HHHH* IS PERFORMING AUTO MIGRATION TO TARGET *NN%* ON VTSS
XXXXXXXX

Explanation: The message is issued periodically to indicate an active auto migration on another host. In general, the message is timed for about 60-minute intervals. However, depending on the point at which the check is done, it may be produced at a more or less frequent intervals.

System Action: Auto migration continues on the indicated host.

User Response: None.

SLS6704E AUTO MIGRATION FOR VTSS XXXXXXXX STALLED BECAUSE ALL STORAGE CLASSES ARE IN ERROR

Explanation: In attempting to select VTVs for auto migration, all eligible volumes require migration to storage classes which have been flagged in error, due to either MVC or RTD problems.

System Action: Auto migration waits for a while, and then attempts to re-select a VTV list.

User Response: Check for previously issued messages SLS6700E, indicating storage classes in error and associated reason codes. Correct the indicated problems, and reload storage class definitions if necessary.

SLS6705E UNCONFIGURE FAILED WITH CC=CCC RC=RRR FOR RTD DDDDDD ATTACHED TO VTSS XXXXXXXX

Explanation: Following a CONFIG RESET, VTCS issues an ECAM Unconfigure against each RTD before Configuring the RTDs as described in the CDS.

Unconfigure failed with Completion Code X'CCC', Reason Code X'RRR' for RTD DDDDDD attached to VTSS XXXXXXXX. Because the VTCS CONFIG is not used for the Unconfigure, the RTD name is not available at this stage, only its relative number D (0-7).

System Action: VTCS re-configuration processing continues, though it is likely that the later Configure for this RTD will also fail and the RTD will be put into Maintenance mode.

User Response: Check that the RTD configuration is correct. If the problem cannot be resolved, contact Sun Microsystems hardware support.

SLS6706E UNCONFIGURE FAILED WITH CC=CCC RC=RRRRRR FOR CLINK D ATTACHED TO VTSS XXXXXXXX

Explanation: Following a CONFIG RESET, VTCS issues an ECAM Unconfigure against each Clink before Configuring the Clinks as described in the CDS.

Unconfigure failed with Completion Code X'CCC', Reason Code X'RRRRRR' for Clink D attached to VTSS XXXXXXXX. Because the VTCS CONFIG is not used for the Unconfigure, the Clink name is not available at this stage, only its relative number D (0-7).

System Action: VTCS re-configuration processing continues, though it is likely that the later Configure for this Clink will also fail and the Clink will be put into Maintenance mode.

User Response: Check that the Clink information is correct. If the problem cannot be resolved, contact Sun Microsystems hardware support.

SLS6710E NO SELECTION CRITERIA SPECIFIED FOR EXPORT

Explanation: The EXPORT utility was started, but with no selection of either VTVs or MVCs for export.

System Action: The utility terminates.

User Response: Correct the EXPORT control cards and rerun the job.

SLS6711E FAILED TO OPEN DDNAME '*ddname*' FOR MANIFEST

Explanation: A utility attempted to open the dd-name *ddname* for the manifest file, but the operation failed.

System Action: The export or import utility terminates.

User Response: The most likely cause of the above is a missing dd-name. Amend the JCL for the utility job to include the correct dd-name.

SLS6712I DDNAME '*ddname*' WILL BE USED FOR THE MANIFEST

Explanation: DD-name *ddname* will be used to read or write the manifest file.

System Action: None.

User Response: None.

SLS6713E INVALID VALUE *VALUE* SPECIFIED FOR OPTION *KEYWORD*

Explanation: An invalid or unacceptable value *VALUE* was specified for keyword *KEYWORD*.

System Action: The utility terminates.

User Response: Correct the control cards as appropriate and rerun the job.

SLS6714E FAILED TO OPEN DDNAME '*ddname*' FOR PRIMARY CDS

Explanation: A utility attempted to open the dd-name *dd-name* for the primary CDS, but the operation failed.

System Action: The utility terminates.

User Response: The most likely cause of the above is a missing dd-name. Amend the JCL for the utility job to include the correct dd-name.

SLS6715E 'volser1-volser2' DOES NOT REPRESENT A VALID VOLSER-RANGE

Explanation: The specified volser-range *volser1-volser2* is not a valid range. *volser1* and *volser2* are required to satisfy the following criteria:

- *volser1* and *volser2* must be individually valid volsers.
- *volser1* and *volser2* must consist of the same number of characters.
- *volser2* must be > *volser1*

System Action: Processing continues.

User Response: Correct the volser-range and rerun the job.

SLS6716E *NN* NON-LOCAL HSCS FOUND ACTIVE; EXPORT ABORTED

Explanation: *NN* non-local HSCs appear to be active, EXPORT is only supported when no other HSC (belonging to the current configuration) is active.

System Action: The utility terminates.

User Response: If desired, shut down the appropriate HSCs and rerun the export job. Alternatively, use RECOVER to correct the status of inactive HSCs in the CDS, and then rerun the job.

SLS6717I MVC *VVVVVV* IS IN USE; EXPORT PROHIBITED

Explanation: An attempt was made to export MVC *VVVVVV*, which was found to be in use at the time of export.

System Action: The MVC is ignored and processing continues.

User Response: Rerun the export job when the MVC is no longer in use.

SLS6718I MVC *VVVVVV* WAS SELECTED FOR EXPORT, BUT WAS NOT FOUND

Explanation: MVC *VVVVVV* was selected for exported, but an associated record could not be read from the CDS.

System Action: The volser is ignored.

User Response: Correct the export control cards, and rerun the job.

SLS6719I ALL EXPORT DATA FOR MVC *VVVVVV* SUCCESSFULLY WRITTEN TO MANIFEST

Explanation: All VTV and MVC data for MVC *VVVVVV* was written to the manifest file. The sub-operation for this MVC is now complete.

System Action: None.

User Response: None.

- SLS6720E** THE MANIFEST CHECKSUM IS INVALID; IMPORT ABORTED
- Explanation:** The 32-bit CRC (cyclical redundancy check) checksum written to the manifest did not match the checksum computed by the import utility.
- System Action:** The utility terminates.
- User Response:** Contact Sun Microsystems Software Support.
-
- SLS6721I** *NNNN* {VTV(S) | MVC(S)} SELECTED FOR IMPORT:
- Explanation:** A number (*NNNN*) of VTVs or MVCs were selected for import; see the following SLS6727I messages for a list of the affected volsers.
- System Action:** None.
- User Response:** None.
-
- SLS6722I** INCOMPLETE BLOCK ENCOUNTERED IN MANIFEST-FILE, FIELD NO.*NN*
- Explanation:** When reading the manifest file, an incomplete block was discovered when field number *NN* was read. The previous block is the one that is incomplete.
- System Action:** The previous block is ignored, and the read of the manifest file continues.
- User Response:** Contact Sun Microsystems Software Support.
-
- SLS6723E** NO INPUT SOURCE SPECIFIED; MVCMAINT ABORTED
- Explanation:** No MVCs were specified for maintenance.
- System Action:** The utility terminates.
- User Response:** Amend the control cards using either MVC() or MANIFEST() and rerun the job.
-
- SLS6724E** VTV *VVVVVV* CANNOT BE IMPORTED; AN ASSOCIATED MVC WAS NOT IMPORTED
- Explanation:** VTV *VVVVVV* cannot be imported as no MVC containing the VTV-copy has been imported.
- System Action:** VTV *VVVVVV* is ignored and the processing continues.
- User Response:** Determine why an appropriate MVC was not imported, and correct the problem that prevented it from being imported. Then rerun the job.

- SLS6725I** IMMDRAIN(YES) WAS SPECIFIED, BUT IGNORED; UPDATE=NO
- Explanation:** IMMDRAIN(YES) was specified along with nouupdate. Because of nouupdate, the IMMDRAIN(YES) is ignored and no MVCs are drained.
- System Action:** Processing continues.
- User Response:** None.
- SLS6726I** THE MANIFEST CONTAINS NO APPLICABLE DATA; PROCESSING ABORTED
- Explanation:** The manifest file is empty; contains no VTVs and no MVCs.
- System Action:** The utility terminates.
- User Response:** None.
- SLS6727I** VVVVVV VVVVVV VVVVVV VVVVVV VVVVVV VVVVVV VVVVVV VVVVVVVVVVVV VVVVVV
VVVVVV VVVVVV VVVVVV VVVVVV VVVVVV VVVVVV VVVVVV VVVVVV
- Explanation:** A list of volsers. See preceding messages for an explanation.
- System Action:** None.
- User Response:** None.
- SLS6728I** NNNN {VTV(s)|MVC(s)} WERE {NOT|SUCCESSFULLY} IMPORTED
- Explanation:** A number (NNNN) of VTVs or MVCs were or were not imported; see the following SLS6727I messages for a list of the affected volsers.
- System Action:** The VTV or MVC is ignored and processing continues.
- User Response:** Correct the problem that caused the VTV or MVC to fail IMPORT and rerun the job.
- SLS6729I** NNNN ITEMS SELECTED FOR EXPORT:
- Explanation:** A number (NNNN) of items { VTV(s) | MVC(s) } were selected for export; see the following SLS6727I messages for a list of the affected volsers.
- System Action:** None.
- User Response:** None.

SLS6730I *NNNN ITEM(S) SELECTED FOR PROCESSING*

Explanation: A number (*NNNN*) of items were selected for processing by a utility. See the following SLS6727I messages for a list of the affected volsers.

System Action: None.

User Response: None.

SLS6731I *NNNN { VTV(S) | MVC(S) } WERE { NOT | SUCCESSFULLY } EXPORTED*

Explanation: A number (*NNNN*) of VTVS or MVCs were or were not imported; see the following SLS6727I messages for a list of the affected volsers.

System Action: None.

User Response: None.

SLS6732E *ITEM VVVVVV NOT IMPORTED; NOT FOUND IN MANIFEST*

Explanation: The listed *VVVVVV* of type item was selected for import, but was not found in the manifest.

System Action: The listed volume is ignored and processing continues.

User Response: Amend the control cards and rerun the job.

SLS6733E *LENGTH (LENGTH) OF METADATA SUPPLIED FOR TYPE ITEM IS INCORRECT*

Explanation: The metadata supplied for the specified item (VTV or MVC) does not have the correct length.

System Action: The item is ignored, and processing terminates.

User Response: Contact Sun Microsystems Software Support.

SLS6734E *UNABLE TO RETRIEVE RECORD FOR item VVVVVV*

Explanation: A VTV or MVC record, as specified by item, could not be read from the CDS.

System Action: The item is ignored, and processing terminates.

User Response: To complete the import, re-configure the CDS to include the appropriate definitions for the VTVs and or MVCs to be imported. Then rerun the job.

SLS6735E ITEM VVVVVV WAS NOT IMPORTED; REASON

Explanation: The specified item, VTV or MVC, could not be imported. The *reason* explains why.

System Action: The item was ignored, and processing terminates.

User Response: If *REASON* is “volume is mounted”, the VTV being imported was mounted and could therefore not be imported. To complete the import, dismount the volume and rerun the job.

If *REASON* is “update=no”, the import was being run with NOUPDATE, and all attempted updates are reported in this manner.

If *REASON* is “duplicate exists” and the item is a VTV, the VTV appears to contain data, and is considered duplicate. To force update of a duplicate VTV, specify REPLACE(ALL).

If *REASON* is “duplicate exists” and the item is an MVC, the MVC has a number of VTV copies, and is considered duplicate. To import an MVC, it must appear to be either empty or un-initialized in the target CDS.

SLS6736I ITEM VVVVVV WAS SUCCESSFULLY IMPORTED

Explanation: An item of type VVVVVV was successfully imported.

System Action: None.

User Response: None.

SLS6737I MVC VVVVVV already has READONLY/LOST(ON | OFF); request ignored

Explanation: A change to the readonly status of an MVC was requested using MVCMAINT, but the selected MVC was already in the desired state.

System Action: Processing continues.

User Response: None.

SLS6738E {STORAGE/MANAGEMENT} CLASS CLASS WAS EITHER EMPTY OR UNDEFINED

Explanation: The specified storage or management class *CLASS* caused no MVCs or VTVs to be selected.

System Action: Processing continues.

User Response: Correct the class name if required.

- SLS6739I** DUPLICATE {STORAGE/MANAGEMENT} CLASS *CLASS* IGNORED
- Explanation:** A storage or management class named *CLASS* was specified more than once.
- System Action:** The duplicate class is ignored and processing continues.
- User Response:** Correct the control statement if required.
-
- SLS6740E** THE VSM (ADVMTGMT) FEATURE IS NOT INSTALLED; *XXXXXXXX* NOT SUPPORTED
- Explanation:** A request was entered which requires a VSM Advanced Management feature, but this feature has not been enabled.
- System Action:** The request is not processed.
- User Response:** Contact your Sun Microsystems representative.
-
- SLS6741I** OPERATION OF VTSS *XXXXXXXX* INITIATED FROM HOST *HHHH*
- Explanation:** Host *HHHH* has initiated a vary operation for the VTSS specified.
- System Action:** VTCS processing continues.
- User Response:** None.
-
- SLS6742I** OPERATION (SCOPE) OF VTSS *XXXXXXXX* COMPLETE
- Explanation:** A vary operation has completed for the VTSS specified. The scope indicates whether the operation has completed with respect to the local host only (local) or with respect to all hosts defined to HSC (global).
- System Action:** HSC processing continues.
- User Response:** None.

SLS6743E VTSS XXXXXXXX FOUND IN INCONSISTENT STATE *cc/dd*; PLEASE INVESTIGATE

Explanation: The VTSS listed is in a state (current/desired) that cannot be resolved by the internal state machine. The state refers to one of the following:

- *cc* = current state:
 - X'80' online
 - X'40' offline
 - X'20' quiesced
 - X'10' VTSS thread startup complete.
- *dd* = desired state:
 - X'80' --- spare ----
 - X'04' change was initiated by vtssvary()
 - X'02' this host needs to do a global check
 - X'01' local status is changing

System Action: Processing continues.

User Response: The most common state that appears to be reported by this message is "00/81". A "VT D VTSS" command should be issued. If this is the case, the operator should issue a VT VARY VTSS ONLINE command. This command can only be issued after PTF L1H103H has been applied. Normally, the VTSS should only be in one of the following states:

- ONLINE PENDING
- ONLINE
- QUIESCING
- QUIESCED
- OFFLINE PENDING
- OFFLINE

SLS6744I QUIESCING VTSS XXXXXXXX - *NNN* VTDS STILL ALLOCATED

Explanation: During the process of quiescing a VTSS, VTCS will wait until all VTDs are un-allocated. Until then the number of allocated VTDs will be reported whenever the number changes or at least every 30 seconds.

System Action: Processing continues.

User Response: None.

SLS6745I VTSS XXXXXXXX NOW SSSSSSSS ON HOST HHHH

Explanation: The VTSS listed has changed state on host HHHH.

STATE	EXPLANATION
ONLINE	The VTSS server is fully functional.
QUIESCED	The VTSS server will only serve internal request, but no virtual mounts.
OFFLINE	The VTSS server is not active.
STARTED	The VTSS has completed initialization.

System Action: Processing continues.

User Response: None.

SLS6746E VTSS XXXXXXXX HAS BEEN OFFLINE; A VTSS AUDIT IS RECOMMENDED

Explanation: The VTSS listed was previously off-line, and it is therefore possible that the actual VTSS contents have changed without the CDS being appropriately updated. To make sure the CDS reflects the current VTSS contents, it is recommended that the VTSS be audited.

System Action: Processing continues.

User Response: None.

SLS6747E NO VTSS SUB-SYSTEMS AVAILABLE TO ACCESS MVC VVVVVV

Explanation: All VTSS subsystems able to access MVC VVVVVV are offline or otherwise inaccessible.

System Action: Processing continues.

User Response: None.

SLS6748E FAILED TO VARY CLINK-ID *CLINKID* ONLINE TO VTSS *XXXXXXXX*

Explanation: During initialization of Clustered VTSS link *CLINKID*, the VARY online to VTSS *XXXXXXXX* failed. See the last SLS6751I message for details of the ECAM error causing the failure.

System Action: The Clustered VTSS link is set offline and made unavailable for replication processing. VTCS will attempt to recover the link by periodically reissuing the VARY online.

User Response: If the ECAM status indicates a configuration error, correct the error and allow VTCS to recover. See *VTCS Installation, Configuration and Administration Guide* for details.

SLS6749I VTV *VVVVVV* REPLICATED FROM VTSS *PRIXXXXXXXXX* TO VTSS *SECXXXXXXXXX* ON CLINK *CLINKID*

Explanation: VTCS has successfully replicated VTV *VVVVVV* from Primary VTSS *PRIXXXXXXXXX* to Secondary VTSS *SECXXXXXXXXX* on CLINK *CLINKID*.

System Action: None. Information only.

User Response: None.

SLS6750E INVALID CLUSTER CONFIGURATION - *REASON TEXT*, CLUSTER *CLUSTERNAME*, PRIVTSS *PRIXXXXXXXXX*, SECVTSS *SECXXXXXXXXX*

Explanation: During initialization of Cluster *CLUSTERNAME* with Primary VTSS *PRIXXXXXXXXX* and Secondary VTSS *SECXXXXXXXXX*, VTCS encountered a configuration error *REASON TEXT*.

Where *REASON TEXT* is one of the following:

- micro-code level
- buffer size
- RTD device types

System Action: The Primary and Secondary VTSSs are set offline.

User Response: Correct the configuration error(s). The Cluster may be activated using the VT VARY VTSS ONLINE command.

See *VTCS Installation, Configuration and Administration Guide* for details about Clustered VTSS configuration.

SLS6751I CLINK *CLINKID* ON VTSS *XXXXXXXX* CHANIF *CHANIF* RETURNED ECAM
ERROR CC=*CCC* RC=*RRRRRRRR*

Explanation: VTCS encountered an ECAM error on Clustered VTSS link *CLINKID* with channel interface *CHANIF* on VTSS *XXXXXXXX*. The command terminated with completion code *CCC* and reason code *RRRRRRRR*. This could be caused by a hardware or software error, or some other unresolvable condition.

System Action: Depending on the nature of the error, the failing request may be re-tried on a different Clustered VTSS link.

User Response: Check the SYSLOG for other messages which may indicate the nature of the error.

SLS6752E HOST DETECTED RUNNING BELOW VTSS CLUSTERING TOLERATION LEVEL

Explanation: VTCS has detected that one or more hosts in the complex are not at the minimum software level for Clustered VTSS toleration. The down-level host(s) may cause errors such as deleted VTVs due to non-recognition of replicated VTVs.

System Action: Processing continues, but errors may occur due to the down-level host(s).

User Response: Ensure that all hosts in the configuration are at least at the minimum software level for Clustered VTSS toleration.

SLS6753I CLINK *CLINKID* ON VTSS *XXXXXXXX* REPORTED *RRRRRRRR*: *DDDDDD*

Explanation: VTCS encountered an ECAM error on Clustered VTSS link *CLINKID* on VTSS *XXXXXXXX*. The reason for the error is indicated by *RRRRRRRR*. *DDDDDD* is the sense data returned from the VTSS.

System Action: If required, an error record will be written to SYS1.LOGREC. Depending on the nature of the error, the failing request may be re-tried on a different Clustered VTSS link.

User Response: Check the SYSLOG for other messages which make indicate the nature of the error. If the error persists, contact Sun Microsystems hardware support.

SLS6754I CLINK *CLINKID* CHANIF *CHANIF* VTSS *XXXXXXXX* FAILED TO DISMOUNT VTV
VVVVVV

Explanation: During initialization of Clustered VTSS link *CLINKID* on channel interface *CHANIF* and VTSS *XXXXXXXX*, VTCS determined that VTV *VVVVVV* was still mounted and attempted to dismount it. An error occurred during that dismount processing. This message is preceded by message SLS6751I indicating the ECAM error codes.

System Action: The link is unavailable for VTV replication.

User Response: None.

SLS6755I CONFIGURING CLINK *CLINKID* CHANIF *CHANIF* VTSS *XXXXXXXX*

Explanation: VTCS has determined that Clustered VTSS link *CLINKID* on channel interface *CHANIF* and VTSS *XXXXXXXX* requires configuring.

System Action: VTCS issues the ECAM commands required to configure the link.

User Response: None.

SLS6756E CLINK *CLINKID* CHANIF *CHANIF* VTSS *XXXXXXXX* CONFIGURATION MISMATCH
CLINKID1:CLINKID2 CHANIF1:CHANIF2

Explanation: There is a configuration mismatch for Clustered VTSS link *CLINKID* on channel interface *CHANIF* and VTSS *XXXXXXXX*. The VTCS CDS configuration contains a Clustered VTSS link name of *CLINKID1* and channel interface of *CHANIF1* but the VTSS returned values of *CLINKID2* and *CHANIF2*.

System Action: The configuration error is ignored and the values returned for the VTSS are used.

User Response: If necessary, correct and update the VTCS CDS configuration using the CONFIG RESET utility.

SLS6757E CLINK *CLINKID* CHANIF *CHANIF* VTSS *XXXXXXXX* FAILED INITIAL
CONFIGURATION WITH CC=*CCC* RC=*RRRRRR*

Explanation: During VTCS initialization, the Clustered VTSS link *CLINKID* on channel interface *CHANIF* and VTSS *XXXXXXXX* failed to configure with Completion Code *X'CCC'*, Reason Code *X'RRRRRRRR*.

System Action: The link is unavailable for VTV replication.

User Response: None.

SLS6758I CLINK *CLINKID* CHANIF *CHANIF* VTSS *XXXXXXXX* FAILED TO REPLICATE VTV
VVVVVV

Explanation: An error occurred during replication of VTV *VVVVVV* on Clustered VTSS link *CLINKID* on channel interface *CHANIF* and VTSS *XXXXXXXX*. This message is followed by message SLS6751I indicating the ECAM error codes.

System Action: The VTV remains queued for replication and the link is flagged for recovery.

User Response: None.

SLS6759I CLINK *CLINKID* CHANIF *CHANIF* VTSS *XXXXXXXX* NOW ONLINE:

Explanation: VTCS successfully initialized Clustered VTSS link *CLINKID* on channel interface *CHANIF* and varied it online to VTSS *XXXXXXXX*.

System Action: The link is now available for VTV replication.

User Response: None.

SLS6760I RTD *DDDDDD* REPORTED *RRRRRRRR* USING MVC *VVVVVV*

Explanation: Real tape device *DDDDDD* reported an error using MVC *VVVVVV*. The error is indicated by reason text *RRRRRRRR*. This error could be due to a device failure or a media error or exceptional condition.

System Action: This message may be followed by one or more other messages indicating further errors or recovery actions. Exact recovery depends on the initial error and may include swapping to an alternate device, selecting an alternate MVC or retrying or purging the request.

User Response: Scan the MSP SYSLOG for any necessary action to ensure that a defective device is repaired or a defective media is replace.

SLS6761I MVC *VVVVVV* CONTAINS AN INVALID MIR - PROCESSING MAY BE DELAYED.

Explanation: MVC *VVVVVV* has reported an Invalid Media Information Region and no alternate MVC is available. The invalid MIR condition will cause a slow speed locate operation which could result in extended migrate or recall time.

System Action: The operation continues at a potentially slower speed than normal.

User Response: To ensure optimum performance, take corrective action to repair the media invalid MIR condition.

SLS6762I MVC *VVVVVV* IS NOT A 9X40 MEDIA TYPE; - *RRRRRR* REQUEST IGNORED

Explanation: MVCMAINT has encountered an attempt to modify the MIR status of non 9x40 MVC *VVVVVV*.

System Action: MVCMAINT will ignore the attempt to update the MIR for this MVC.

User Response: Re-code the MVCMAINT control statements and re-run the job.

SLS6763E INCONSISTENT STATUS FOR MVC *VVVVVV* DETECTED ON DRAIN/RECLAIM VTVCT
ACT_VTV_CNTS:EXP_VTV_CNTS UPDSQ ACT_MVC_UPD_SEQ_NUM:EXP_MVC_UPD_SEQ_NUM

Explanation: MVC *VVVVVV* had an unexpected status at the termination of a MVCDRAIN or RECLAIM. The actual VTV counts ACT_VTV_CNTS and the expected VTV counts EXP_VTV_CNTS are shown plus the actual MVC update sequence number ACT_MVC_UPD_SEQ_NUM together with the expected MVC update sequence number EXP_MVC_UPD_SEQ_NUM.

System Action: The MVCDRAIN or RECLAIM of the MVC will terminate. The MVC record in the CDS will not be updated and the MVC will remain in DRAIN status.

User Response: This problem may have been caused by MVCDRAIN and/or RECLAIM running concurrently on two hosts on the same MVC. Attempt to drain the MVC. If this fails audit the MVC.

SLS6764E INCONSISTENT COUNTS FOR MVC *VVVVVV* DETECTED ON DRAIN/RECLAIM VTVPR
ACT_VTV_PRO DEL_VTV_CNT NEW_TAR_VTV_CNT

Explanation: MVC *VVVVVV* had an unexpected VTV count at the termination of a MVCDRAIN or RECLAIM. The count of the actual VTVs processed, ACT_VTV_PRO, the count of deleted VTVs, DEL_VTV_CNT, and the target VTV count, NEW_TAR_VTV_CNT, are all shown.

System Action: The MVCDRAIN or RECLAIM of the MVC will terminate. The MVC record in the CDS will not be updated and the MVC will remain in DRAIN status.

User Response: This problem may have been caused by MVCDRAIN and/or RECLAIM running concurrently on two hosts on the same MVC. Attempt to drain the MVC. If this fails audit the MVC.

SLS6765I DRAIN/RECLAIM FOR MVC *VVVVVV* COMPLETED. LOGICAL EOT *EOT* VTV COUNT
VTV_CNT DELETED VTV COUNT *DEL_VTV_CNT*

Explanation: MVC *VVVVVV* completed the DRAIN or RECLAIM process normally.

The new logical end of tape, EOT, is given.

The new VTV count for the MVC, *VTV_CNT*, is given.

The new deleted VTV count for the MVC, *DEL_VTV_CNT*, is given.

System Action: The MVCDRAIN is now removed from DRAIN status and is usable for VSM processing.

User Response: None.

SLS6768I DFSMSRMM API ERROR, VTV VVVVVV, FFFFFFFF, RC=RRRRRRRR, RS=XXXX

Explanation: VTCS attempted the DFSMSRMM function FFFFFFFF against the volser VVVVVV and the it failed with Return Code RRRRRRRR and Reason Code XXXX.

System Action: The VTV will still me mounted.

User Response: Reference the DFSMSRMM manuals to understand the failing return code and reason code.

SLS6769I DFSMSRMM API ERROR, VTV VVVVVV NON SCRATCH IN DFSMSRMM

Explanation: VTCS checked the volume status in DFSMSRMM for VTV VVVVVV before mounting it as a scratch and discovered that the volume is not in scratch status in the DFSMSRMM database.

System Action: The mount continues.

User Response: None.

SLS6770E NNNN VOLUMES HAVE BEEN SPECIFIED. THE MAXIMUM ALLOWED IS MMMM

Explanation: NNNN volumes were specified for processing by a utility. this exceeds the maximum number of volumes (MMMM) that can be specified on one statement.

System Action: Return code 8 is set for this statement.

User Response: Reduce the number of volumes to no more than MMMM.

SLS6771E UNABLE TO ALLOCATE TO THE CDS

System Action: A VTCS utility is being run, and has attempted unsuccessfully to communicate with the HSC address space to establish details of the currently active CDS(s), and to carry out dynamic allocation on them. The reasons for the appearance of this message are: HSC has not responded to the request, or dynamic allocation of a CDS has failed, or HSC has reported that no CDSs are active, or there is a discrepancy between the CDS(s) specified in JCL and those CDS(s) currently active to HSC.

System Action: The operation failed with RC=12.

If HSC is not active, or is active as base mode, and the JCL contains no DD statements, then either supply DD statement(s) for CDS(s) in the JCL, or ensure that HSC is active at full service level. If a utility that requires update access to the CDS (e. g. EXPORT) is being run, HSC is active, CDS(s) have been supplied in the JCL, and they do not match those currently active to HSC, then either the names differ, or the CDS specified in the DD SLSCNTL is not the currently active primary CDS (similarly with SLSCNTL2 etc.) either correct the DDs in the JCL to match, or remove them. If the problem persists, please contact Sun Microsystems Software Support.

- SLS6776I** DDname *dd_name* will be used for the manifest merge input file
- Explanation:** The DDname of *dd_name* was specified in the MERGEIN parm as input into the merge manifest utility. This is the DDname that is allocated to the cumulative manifest output file.
- System Action:** None.
- User Response:** None.
- SLS6777I** DDname *dd_name* will be used for the manifest merge output file.
- Explanation:** The DDname of *dd_name* was specified in the MERGEOUT parm as input into the merge manifest utility. This is the DDname that is allocated to the manifest merge input file.
- System Action:** None.
- User Response:** None.
- SLS6778E** The manifest input file contained no data, processing aborted.
- Explanation:** The merge utility found no VTV or MVC data associated with the input DDname specified in MERGMFST command statement.
- System Action:** The merge manifest utility ends with a condition code of 8.
- User Response:** Ensure that the correct file was specified as the manifest input file. Correct the file name and resubmit the merge utility.
- SLS6779E** Failed to open DDname *dd_name* for manifest merge output file.
- Explanation:** The merge manifest utility failed to open the DDname *dd_name* specified for the manifest merge output file.
- System Action:** The merge manifest utility ends with a condition code of 12 and processing is aborted.
- User Response:** Ensure the validity of both the DDname and file name used for the manifest merge output file and resubmit the merge process.
- SLS6780E** INVALID CONFIGURATION SPECIFIED FOR NON-VSM4 VTSS XXXXXXXXX GREATER THAN XXXXXXXXX DEFINED
- Explanation:** VTSS XXXXXXXXX has been detected as a non-VSM4 system. An invalid configuration has been defined where XXXXXXXXX is either '64 VTDs' or 8 'RTDs'.
- Action Required:** Initialization of the VTSS is terminated and HSC processing continues with the VTSS set 'not accessible'.

User Response: Correct the configuration parameters and rerun the SWSCONFIG utility to redefine the VTCS configuration.

SLS6781I *NNNN VOLSER_TYPE MVCVTV(S) ARE A RESULT FROM MANIFEST MERGE PROCESSING.*

Explanation: A number of volser types, either VTVs or MVCs, resulted from merge processing. See the following SLS6727I messages for a list of the affected volsers.

System Action: None.

User Response: None.

SLS6782I *DUPLICATE MANIFEST FILE (DD_NAME + NNNN) ENCOUNTERED WHILE PROCESSING CONCATENATED INPUT; FILE SKIPPED.*

Explanation: Manifest input processing detected a duplicate file within a concatenated list. A manifest file with an identical timestamp has been previously processed. *dd_name + :mv.nnn.emv.* is the relative file location, within the DDname's concatenation, of the duplicate file.

System Action: The duplicate file is skipped and processing continues.

User Response: Ensure the validity of the manifest input files.

SLS6783I *MVC NNNN VTV COUNT IS ZERO; CONSIDERED DRAINED*

Explanation: While processing a concatenated list of input files, manifest input processing has produced a cumulative image of an MVC whose VTV count has gone to zero. This situation represents a logical drain of the MVC.

System Action: None.

User Response: None.

SLS6784I *THE WARRANTY ON MVC MMMMMM HAS EXPIRED*

Explanation: The warranty on MVC *mmmmmm* has expired, as it has been mounted 10,000 or more times.

System Action: The MVC status is changed to show the warranty expiration. The MVC remains eligible to be selected as an output MVC until it reaches End-of-Life, at which point the status is changed to Retired.

User Response: No action is required, though you may want to make plans for the future replacement of the MVC when it reaches End-of-Life.

SLS6785I MVC *MMMMMM* HAS REACHED END-OF-LIFE. STATUS CHANGED TO RETIRED

Explanation: MVC *mmmmmm* has reached End-of-Life, as it has been mounted 11,000 or more times. The MVC status is changed to Retired. The MVC is no longer eligible to be selected as an output MVC, though data can be read from it.

User Response: No action is required, though you may want to make plans for the future replacement of the MVC when it is empty.

SLS6786E MVC *MMMMMM* IS RETIRED. WARRANTY STATUS CAN NOT BE CHANGED

Explanation: An attempt was made to change the warranty expiration status of MVC *mmmmmm* using MVCMAINT MVC(*mmmmmm*) WARRANTY(ON|OFF). The warranty of a Retired MVC must necessarily have expired. Changes to the warranty expiration status are therefore inapplicable.

System Action: The operation fails with RC=8.

User Response: None.

SLS6787E VTV *VVVVVV* IS *SIZE1* AND RESIDENT IN VTSS *SSSSSSSS*. HOWEVER, THE CDS RECORDS IT AS BEING *SIZE2*

Explanation: While processing VTV *vvvvvv*, VTCS has determined that the VTV is resident in VTSS *ssssssss* where it is of size *size1*. However, this is contradicted by the information recorded in the CDS, where the VTV is shown to be *size2*. Each of *size1* and *size2* will be 800Mb or 400Mb.

System Action: Processing continues.

User Response: Report the problem to Sun Microsystems software support .

SLS6789I VTCS MAIN TASK TERMINATING DUE TO INTERNAL SHUTDOWN REQUEST

Explanation: A VTCS task initiated VTCS shutdown after encountering an error that made it impossible for VTCS processing to continue. The error was reported in preceding message(s).

System Action: VTCS terminates.

User Response: Determine from the preceding message(s) the error that caused VTCS to shut down. Take any corrective action indicated by the message(s), then recycle HSC/VTCS.

SLS6790I VTV vvvvvv FOUND MOUNTED DURING PROCESSING

Explanation: While performing a utility operation, the identified VTV vvvvvv was found to be in a mounted state.

System Action: A return code of 4 is set. Other operations may be attempted based on the function(s) being requested. For DRAIN and RECLAIM operations, other MVCs will be processed as required.

User Response: Re-run the function when the VTV is no longer mounted.

SLS6791I VTV *vvvvvv* ASSOCIATED WITH MVC *vvvvvv* EXCEEDS TWO COPIES FOR EXPORT.

Explanation: VTV *vvvvvv* associated with MVC*vvvvvv* has been found to exceed the maximum number of VTV copies that may be exported to a VTCS system that does not support 4 migrated copies.

System Action: Processing continues.

User Response: None.

SLS6792I ATTEMPT TO RECALL 800MB VTV *vvvvvv* TO VTSS *xxxxxxxx* FAILED - NOT SUPPORTED.

Explanation: An attempt was made to recall an 800MB VTV to a VTSS that does not support it.

System Action: The recall request is failed.

User Response: Direct the recall to a VTSS that does support 800MB VTVs.

SLS6793I WARNING - VTSS *xxxxxxxx* DOES NOT SUPPORT 800MB VTVS.

Explanation: VTCS has detected that VTSS *xxxxxxxx* is at a microcode level that does not support 800MB VTVs; however, the VTCS is configured to support 800MB VTVs.

System Action: Processing continues, but the creation of new 800MB VTVs will be suppressed (defaulted to 400MB).

User Response: If the creation of 800MB VTVs is required then either 1) have the VTSS upgraded to a supporting microcode level OR 2) Vary the VTSS offline and then restart VTCS.

SLS6794I CDS TYPE IS NOT RECOGNIZED.

Explanation: VTCS has detected that the CDS associated with a decompile operation is not one supported by VTCS. Valid types are: Base, Extended, Extended (with VTCS V6 extensions).

System Action: The decompile process terminates.

User Response: Ensure that the target CDS has been successfully configured using the VTCS configuration process. Refer the problem to Sun Microsystems support if the CDS has been successfully configured.

SLS9056E MSP does not support CF(LOCKSTR parameter in VTCS CONFIG), VTCS
TERMINATING

Explanation: VTCS/MSP does not support a Coupling Facility structure. It is
available for only VTCS/MVS.

System Action: VTCS terminates.

User Response: Configure CDS without LOCKSTR parameter.

Appendix A. VTCS Return and Reason Codes

Table 1 describes a summary of VTCS Return and Reason codes.

Table 1. VTCS Return and Reason Codes

Equate Value	Description
X'029A'	VTCS internal error
X'6A00'	Invalid REQMAN function call
X'6A01'	Termination requested
X'6A02'	Record locked, request queued
X'6A03'	Timeout waiting for a request
X'6A04'	Invalid VTD device number
X'6A05'	Volume not dismounted from drive
X'6A06'	Extra RQM ECB has been posted
X'6A07'	Invalid subpool name
X'6A08'	No MVCs are available
X'6A09'	Could not verify VTV location
X'6A0A'	Invalid volume (VOLL) list
X'6A0B'	Invalid request manager (RQM) parms
X'6A0C'	Previous request not purged/queued
X'6A0D'	MVC record lock not held
X'6A0E'	VTV record lock not held
X'6A0F'	Requeue target not a RQM
X'6A10'	Invalid request (VREQ)
X'6A11'	The MVC could not be mounted
X'6A12'	Unable to decode the VCI request
X'6A13'	Drive state updated during recall

Table 1. VTCS Return and Reason Codes

Equate Value	Description
X'6A14'	Invalid VTSS subsystem name
X'6A15'	Request aborted by operator
X'6A16'	VTV has been fenced by previous errors
X'6A17'	MVC status changed
X'6A18'	Bad return from PGMI call
X'6A19'	Bad RTD device number
X'6A1A'	Bad media or device type
X'6A1B'	VTV is already in use
X'6A1C'	Mount of scratch bypassed
X'6A1E'	VTSS is offline
X'6A1F'	VTV is missing from VTSS
X'6AFE'	An ABEND occurred in a REQMAN call
X'6AFF'	Request has (already) been purged
X'A0A0'	VSM system down
X'A0A1'	MVC cartridge not found
X'A0A2'	VTV not found
X'A0A3'	VTV cartridge scratched
X'A0A4'	VTV cartridge unscratched
X'A0A5'	VTV cartridge not in scratch status
X'A0A6'	VTV cartridge already scratch
X'A0A7'	Scratch subpool not found
X'A0A8'	VTD unit address not found
X'A0A9'	VTV is in use
X'A0AA'	Invalid Volser was specified
X'A0AB'	No VTSS was found
X'A0AC'	VCI response error
X'A0AD'	RMM API Error
X'A0AE'	VTV Non scratch in RMM

Appendix B. Message Route Codes and Descriptor Codes

Table 2 provides a cross-reference list of message numbers to route codes and descriptor codes.

If a message does not have an associated route code listed in the following table, the message is a response to a command. In this case, the message is routed only to the console where the command was issued.

Table 2. Message Route Codes and Descriptor Codes

Message ID	Route Code(s)	Descriptor Code(s)
SLS6602I		
SLS6603I		
SLS6604I		
SLS6605I	2,3,5	4
SLS6606I		
SLS6607I		
SLS6608E	2,3,5	3
SLS6609I	3	4
SLS6610E		
SLS6611I	2,3,5	4
SLS6612E		
SLS6613E	2,3,5	3
SLS6614I	3,5	4
SLS6615I	2,3,5	4
SLS6616I	2,3,5	4
SLS6617E	2,3,5	3
SLS6618E	2,3,5	3

Table 2. Message Route Codes and Descriptor Codes

Message ID	Route Code(s)	Descriptor Code(s)
SLS6619E	2,3,5	3
SLS6620E	2,3,5	3
SLS6621E	2,3,5	3
SLS6622I		
SLS6623I		
SLS6624I		
SLS6625E	2,3,5	3
SLS6626E	2,3,5	3
SLS6627E	2,3,5	3
SLS6628E	2,3,5	3
SLS6629E	2,3,5	3
SLS6630I	3,5	4
SLS6631I	3,5	4
SLS6632I	2,3,5	4
SLS6633I	2,3,5	4
SLS6634I	3,5	4
SLS6635I	3,5	4
SLS6636I	3,5	4
SLS6637I	3,5	4
SLS6638I	3,5	4
SLS6639I	2,3,5	4
SLS6640I	3,5	4
SLS6641I	3,5	4
SLS6642I	3,5	4
SLS6643I	3,5	4
SLS6644I	3,5	4
SLS6645I	3,5	4
SLS6646I	3,5	4

Table 2. Message Route Codes and Descriptor Codes

Message ID	Route Code(s)	Descriptor Code(s)
SLS6647I	3,5	4
SLS6648I	3,5	4
SLS6649I	3,5	4
SLS6650I	3,5	4
SLS6651E	2,3,5	11
SLS6652I	2,3,5	4
SLS6653I	3,5	4
SLS6654I	3,5	4
SLS6655I	3,5	4
SLS6656I		
SLS6657E	2,3,5	3
SLS6658E	2,3,5	3
SLS6659I	2,3,5	11
SLS6660I	2,3,5	4
SLS6661E	2,3,5	11
SLS6662E	2,3,5	11
SLS6663I	7	11
SLS6665I	3,5	4
SLS6666E	2,3,5	11
SLS6667I	3,5	4
SLS6668I	3,5	4
SLS6669E	2,3,5	11
SLS6670E	2,3,5	3
SLS6671E	2,3,5	3
SLS6672I		
SLS6673I	3,5	4
SLS6674I		
SLS6675E	2,3,5	3

Table 2. Message Route Codes and Descriptor Codes

Message ID	Route Code(s)	Descriptor Code(s)
SLS6676E	2,3,5	11
SLS6677I		
SLS6678E	2,3,5	11
SLS6679E	2,3,5	11
SLS6680E	2,3,5	11
SLS6681I	3,5	4
SLS6682I		
SLS6683I	3,5	4
SLS6684I	3,5	4
SLS6685I	3,5	4
SLS6686I	3,5	4
SLS6687I	3,5	4
SLS6688E	3,5	3
SLS6689E	3,5	3
SLS6690E	3,5	3
SLS6691I	3,5	4
SLS6692E	2,3,5	3
SLS6693I	3,5	4
SLS6694E	2,3,5	3
SLS6695E	2,3,5	11
SLS6696I	3,5	4
SLS6697I	3,5	4
SLS6698I	2,3,5	4
SLS6699E	2,3,5	11
SLS6700E	2,3,5	11
SLS6701I	2,3,5	4
SLS6702E	2,3,5	3
SLS6703I	3,5	4

Table 2. Message Route Codes and Descriptor Codes

Message ID	Route Code(s)	Descriptor Code(s)
SLS6704E	2,3,5	3
SLS6727I	11	7
SLS6740E	2,3,5	4
SLS6741I	2,3,5	11
SLS6742I	2,3,5	4
SLS6743E	2,3,5	11
SLS6744I	2,3,5	3
SLS6745I	2,3,5	4
SLS6746E	2,3,5	11
SLS6747E	2,3,5	3

Appendix C. ECAM Message SLS6684I

SLS6684I RTD DDDDDD ON VTSS XXXXXXXX RETURNED ECAM ERROR CC=CCC RC=RRR

Explanation: An ECAM operation upon RTD DDDDDD has failed. VTSS XXXXXXXX has failed the request with a completion code of CCC and a return code of RRR. If sense bytes are associated with the error, SLS6625E message is displayed.

User Response: Refer to Table 3 for information.

Table 3. SLS6684I Completion Codes, Return Codes, and Descriptions

CC	RC	Description
00	00	Successful completion
00	100	Successful, end of inventory
00	101	Successful, Request in progress
00	103	Successful, completed with data loss. WARNING: Could be a bad recall from a MVC!
Invalid Key		
02	01	No match found for key parameter
Invalid Parameter - Parameter Count Incorrect - Asynchronous Error		
05	106	RTD is inaccessible due to IUP fencing
05	107	RTD request was cancelled
05	108	For User Response, see “CC=5 RC=108” on page 91.
05	109	For User Response, see “CC5 RC109” on page 92.
05	111	For User Response, see “CC5 RC111” on page 93.
05	112	For User Response, see “CC5 RC112” on page 94.
05	113	For User Response, see “CC5 RC113” on page 95.
05	114	For User Response, see “CC5 RC114” on page 95.
05	115	For User Response, see “CC5 RC115” on page 95.
05	116	For User Response, see “CC5 RC116” on page 96.
05	117	For User Response, “CC5 RC117” on page 96.

Table 3. SLS6684I Completion Codes, Return Codes, and Descriptions

CC	RC	Description
05	118	For User Response, see “CC9 RC118” on page 97.
Conflicting Parameters		
07	00	This parameter conflicts with another parameter
Resource Shortage		
08	19 or 119	VTV inventory full
08	120	Out of Back-end capacity
Subsystem in Incorrect State for Request		
09	30	A Cache Reinit has interrupted the operation and caused it to fail
09	121	VTV is busy
09	122	VTV exists - VTV is in buffer but not in CDS. Run VTSS audit to correct
09	123	VTV does not exist
09	124	VTD is busy
09	125	VTV Inventory is not available
09	126	VTV is corrupt
09	127	For User Response, see “CC9 RC127” on page 97.
09	128	For User Response, see “CC9 RC128” on page 97.
09	129	For User Response, see “CC9 RC129” on page 98.
09	131	No request present for RTD. VTCS is doing clean-up after a VTSS warmboot. Informational only.
09	132	For User Response, see “CC9 RC132” on page 98.
09	133	For User Response, see “CC9 RC133” on page 98.
09	135	For User Response, see “CC9 RC135” on page 99.
09	139	VTV is being recovered by the VTSS
09	140	Reserved for use by VTCS, not generated by the VTSS
Clustered VTSS		
09	141	NLK port is not connected to a RTD (to another VTSS or not connected at all?)
09	142	NLK port is not attached to another VTSS (to RTD or not-connected at all?)

Table 3. SLS6684I Completion Codes, Return Codes, and Descriptions

CC	RC	Description
09	143	Provided subsystem name does not match actual name of secondary VTSS.
09	144	For User Response, see “CC9 RC144” on page 99.
Virtual Tape Media Error		
97	137	VTV has an error. WARNING: Could be a bad recall from a MVC with a Data Check
Configuration/Communication Error		
254		VTCS to VTSS communicate failure. No VTDs available for VTCS to send ECAM-T messages to. Solution: Verify VTSS is online to the host, subsystem name is OK, bounce HSC.
255		VTCS to VTSS communication failure. Possible causes: (1) VTSS name got changed (2) VTSS is down hard (3) VTSS has a DAC. ACTION: Verify everything is OK and bounce HSC.

CC=5 RC=108 RTD DDDDDD ON VTSS XXXXXXXX RETURNED ECAM ERROR CC=5 RC=108

Explanation: The RTD is reporting a problem with the drive or there is a problem with the MVC currently mounted on it.

System Action: The VTCS software interprets the ERPA code returned to determine the appropriate system actions. The following message appears after message SLS6684I:

SLS6625E RTD DDDDDD REPORTED RRRRRRRR:XXXXXXXXXX

where RRRRRRRR is the message text of the problem, for example:

- WRITE DATA CHECK
- PATH EQU CHK
- DRIVE EQU CHK

and XXXXXXXXXX is the sense bytes containing ERPA code in byte 3. From byte 3, VTCS determines appropriate actions to take, for example:

- Initiating a swap of the MVC to another RTD
- Putting the RTD into Maintenance Mode.

User Response: If a swap *was* initiated, the following message appears after message SLS6625E indicating a swap was issued and identifying the MVC being swapped:

SLS6605I INITIATING SWAP OF MVC VVVVVV FROM RTD DDDDDD

If the swap was successful, do not contact Sun Microsystems.

If the swap failed and the following messages appear, contact Sun Microsystems hardware support and provide the contents of message SLS6625E:

```
SLS6628E RTD DDDDDD ON VTSS XXXXXXXX FAILED TO MOUNT MVC VVVVVV
SLS6629E RTD DDDDDD ON VTSS XXXXXXXX FAILED TO DISMOUNT MVC VVVVVV
SLS6662E RTD DDDDDD PUT IN MAINTENANCE MODE BECAUSE OF ERROR
```

If a swap was *not* initiated and the following messages appear directly after message SLS6625E, contact Sun Microsystems hardware support and send them the contents of the SLS6625E message:

```
SLS6628E RTD DDDDDD ON VTSS XXXXXXXX FAILED TO MOUNT MVC VVVVVV
SLS6629E RTD DDDDDD ON VTSS XXXXXXXX FAILED TO DISMOUNT MVC VVVVVV
SLS6662E RTD DDDDDD PUT IN MAINTENANCE MODE BECAUSE OF ERROR
```

In addition, have your site's support services do the following:

1. **Run an MVC report to check the status of the MVC.**
2. **If the status shows either B (broken) or D (data check), or both, drain the MVC with eject.**
3. **After all VTVs are drained from the MVC, examine the cartridge with a tape analysis utility to determine whether there is a problem with the cartridge or not.**
4. **If the cartridge is to be returned to service as an MVC, issue a second MVC DRAIN without eject.**

If the drain process fails to drain all VTVs from the MVC and if a duplexed copy of those VTVs does not exist, the cartridge should be sent to Sun Microsystems's Nearline Technical Support for recovery.

CC5 RC109 RTD DDDDDD ON VTSS XXXXXXXX RETURNED ECAM ERROR CC=5 RC=109

Explanation: There is a communications error between the VTSS and the RTD. Possible cause of this condition could be that an MVC is mounted on an RTD, and the RTD drops ready due to a drive or cable problem.

System Action: The request fails.

User Response: Query the MVC to display it in SYSLOG for possible diagnostic purposes and then vary the RTD offline using the following commands:

```
.VT Q MVC(volser)          to determine the status of MVC
.VT Q RTD(rtd-id)          to see if MVC is mounted on RTD
```

If the previous display indicates the MVC is not mounted on an RTD, then vary the RTD offline by issuing the following command:

```
.VT V RTD (rtd-id) OFFline
```

If the MVC is mounted on the RTD, vary the RTD online first and then offline to unload the MVC from the RTD. Issue the following commands:

.VT V RTD (*rtd-id*) ONline

.VT V RTD (*rtd-id*) OFFline

Contact Sun Microsystems hardware support and supply the RTD address and MVC.

CC5 RC111 RTD DDDDDD ON VTSS XXXXXXXX RETURNED ECAM ERROR CC=5 RC=111

Explanation: The real tape cartridge external volser does not match the internal label. This could be caused by the incorrect external label or could indicate an RTD cabling problem.

System Action: The mount request fails.

User Response: Do the following:

1. **Query the RTD with the following command and note the MVC volser:**

.VT Q RTD (*rtd-id*)

2. **View the RTD and verify that the external label matches the expected volser of the MVC using the HSC View command:**

(HSC prefix) VIEW DR ADDRESS(*rtd-id*)

If the external label matches the MVC volser, an RTD cabling problem may exist.

3. **Check the internal label to ensure it matches the MVC volser.**

If it does match, contact Sun Microsystems hardware support and supply the RTD address and MVC volser from the Query command.

If the external label does not match, eject the cartridge and analyze it.

CC5 RC112 RTD DDDDDD ON VTSS XXXXXXXX RETURNED ECAM ERROR CC=5 RC=112

Explanation: The RTD did not mount the MVC within an internal VTCS timer of 15 minutes and as a result there is a cartridge request timeout. This timeout could indicate one of the following conditions or some other reason for the timeout:

- An MVC is in use on another RTD.
- An outstanding message is on the console.
- A PTP is blocked due to an LSM in path offline.
- A drive targeting the problem or a bad cable may exist in an LSM.
- An LSM door is open.
- The HSC COMMPATH is CDS rather than LMU or VTAM.

System Action: The request is re-driven.

User Response: A service call is usually not necessary for a timeout *if* the mount does occur and there are no other reported errors. Have your site's support services investigate possible problem conditions such as an LMU error(s) or mount failure by reviewing the SYSLOGs to determine whether you should contact Sun Microsystems hardware support.

CC5 RC113 RTD DDDDDD ON VTSS XXXXXXXX RETURNED ECAM ERROR CC=5 RC=113

Explanation: No real tape cartridge was mounted. When the command was initially sent to the RTD, the RTD was online and ready; but before the mount could be satisfied, the RTD drive dropped ready.

System Action: The request fails.

User Response: Eject the MVC cartridge and examine it for any visual defect that may be preventing it from mounting. If you find a problem with the physical cartridge, have your site's support services examine it for further diagnosis, or contact Sun Microsystems hardware support.

CC5 RC114 RTD DDDDDD ON VTSS XXXXXXXX RETURNED ECAM ERROR CC=5 RC=114

Explanation: The real tape cartridge is not an MVC, which could indicate that the MVC has somehow been erroneously re-initialized by another job. If the mount resulted from a migration request, a new volume will be selected and the request will be re-tried. If the mount resulted from a recall request and the MVC had been previously used and known to be valid, the request will be re-tried from another copy of the VTV. An ECAM CC5 RC114 is issued only when all re-tries fail.

System Action: The request fails.

User Response: Contact your site's support services to investigate the following:

- If the MVC was never used before, verify to see if it was properly initialized.
- Verify there is not an overlapping MVC range.
- Check to see if any tape initialization jobs were run against the tape cartridge.

If the investigation does not reveal any of these problems with the MVC, contact Sun Microsystems software support. Do not contact Sun Microsystems hardware support.

CC5 RC115 RTD DDDDDD ON VTSS XXXXXXXX RETURNED ECAM ERROR CC=5 RC=115

Explanation: An End-of-Tape condition was encountered during a recall request.

System Action: The request fails.

User Response: Contact your site's support services to audit the MVC. The audit will update the CDS with a valid End-of-Tape condition. Then retry the request. Do one of the following:

- If the request fails again, contact Sun Microsystems software support.
- If the audit failed, drain the MVC with an eject.

CC5 RC116 RTD DDDDDD ON VTSS XXXXXXXX RETURNED ECAM ERROR CC=5 RC=116

Explanation: The MVC position is invalid.

System Action: The request fails.

User Response: Issue the following to determine if the MVC has an invalid MIR:

.VT Q MVC (volser)

If the MIR is invalid, then the MVC should be drained with eject. If all VTVs are successfully drained off the MVC, run MVCMAINT to set INVLDMIR OFF for the MVC and the cartridge analyzed by the customer's tape analysis utility (e.g., FATAR). If the cartridge is to be returned for service as an MVC, issue a second MVCDRAIN without eject.

If you are unable to drain all VTVs off the MVC, and if a duplexed copy of those VTVs does not exist, send the cartridge to Nearline Technical Support at Sun Microsystems for recovery.

CC5 RC117 RTD DDDDDD ON VTSS XXXXXXXX RETURNED ECAM ERROR CC=5 RC=117

Explanation: The real tape cartridge is read only.

System Action: The system issues message SLS6687I indicating an MVC was mounted for a migrate request and the cartridge was in a read only state. A new volume is selected and the migrate request(s) is re-tried.

User Response: Eject the cartridge and examine the external write protect mechanism. If the write protect mechanism is set to write protect, position it so it is no longer in write protect mode and re-enter the cartridge into the library.

If the write protect mechanism is properly set and therefore not the cause of the read only problem, contact your site's support services to do the following:

- Determine whether the customer's security software is protecting the cartridge and proper authorization has not been defined for the HSC started task to write to the MVC.
- Query the MVC to check the Read Only status:
.VT Q MVC (volser)
- If the status indicates Read Only, use MVCMAINT to turn READONLY off. The problem could also be the result of an MVC that was IMPORTED into the CDS by this utility. These MVCs will be in Read Only until MVCMAINT is used to turn this status off.

No service call should be placed for this ECAM message.

CC9 RC118 RTD DDDDDD ON VTSS XXXXXXXX RETURNED ECAM ERROR CC=5 RC=118

Explanation: The data check is reading an internal label of a VTV on an MVC.

System Action: If a duplexed copy of the VTV exists, VTCS will recover the VTV from the second copy; otherwise, the request fails.

User Response: This is probably a media problem. Query the MVC to determine if the MVC encountered a data check:

.VT Q MVC(volser)

Contact your site's support services. If the MVC encountered a data check, drain the MVC with eject. When all VTVs are successfully drained off the MVC, examine and analyze the cartridge using the your tape analysis utility e.g., (FATAR) to determine if there is a problem with the cartridge. Then, if the cartridge is to be returned to service as an MVC, issue a second MVC DRAIN without eject. If the drain process fails to drain all VTVs off the MVC, and if a duplexed copy of those VTVs does not exist, then send the cartridge to Nearline Technical Support at Sun Microsystems for recovery.

If your site's support services determines that the CC5 RC118 was not caused by a media problem, contact Sun Microsystems hardware support.

CC9 RC127 RTD DDDDDD ON VTSS XXXXXXXX RETURNED ECAM ERROR CC=9 RC=127

Explanation: The RTD is busy, which means another request is in process.

System Action: The request fails.

User Response: Query the VTCS locks to determine if a lock is being held by a host that is currently down:

.VT Q LOCKS

If you determine that a host holding a lock is currently down, contact your site's support services. They should issue an HSC Recover command:

(HSC Prefix) RECOVER host-id

If a held lock is not the problem, or if the HSC Recover command does not resolve the problem, contact Sun Microsystems software support.

CC9 RC128 RTD DDDDDD ON VTSS XXXXXXXX RETURNED ECAM ERROR CC=9 RC=128

Explanation: VTCS attempts to mount to an RTD that is offline or inoperable to VTSS. This is an indication of an out-of-sync condition between VTSS and VTCS regarding an RTD whereby a VTSS has taken an RTD offline to itself internally and VTCS didn't know about it.

System Action: The request fails.

User Response: Vary the RTD offline using the following command:

.VT VRTD (rtd-id) OFFline

Then contact Sun Microsystems hardware support.

CC9 RC129 RTD DDDDDD ON VTSS XXXXXXXX RETURNED ECAM ERROR CC=9 RC=129

Explanation: The RTD is unconfigured. This usually occurs at VTSS implementation and indicates there is a configuration mismatch between the VTSS hardware configuration and the VTCS software configuration or the HSC LIBGEN and VTCS CONFIG.

System Action: None.

User Response: Contact your site's support services to determine whether recent changes were made to RTDs in LIBGEN, and to ensure VTCS CONFIG with Reset was done. If all software configurations are verified to be correct, then contact Sun Microsystems hardware support. They should verify that the VTSS Op Panel matches the customer's VTCS configuration prior to running hardware diagnostics.

CC9 RC132 RTD DDDDDD ON VTSS XXXXXXXX RETURNED ECAM ERROR CC=9 RC=132

Explanation: The Interface is already assigned to another RTD. This indicates a hardware configuration mismatch between the VTSS hardware configuration and the VTCS software configuration, or a possible RTD cabling problem.

System Action: None.

User Response: Contact your site's support services If recent changes were made to the RTDs, ensure VTCS CONFIG with RESET was done. Verify the VTCS Configuration for accuracy. If it looks correct, contact Sun Microsystems hardware support. They should verify that the VTSS Op Panel matches your VTCS configuration prior to running hardware diagnostics.

CC9 RC133 RTD DDDDDD ON VTSS XXXXXXXX RETURNED ECAM ERROR CC=9 RC=133

Explanation: VTCS is unable to service the request because the interface is configured in Control Unit mode. This error would be encountered at VTSS installation time. It indicates that VTCS believes the interface is a Nearlink interface, but VTSS believes it is a host interface. The error message is not an indication of a bad ICE card; however, that ICE card is unavailable until it is fixed by a CSE. It is disruptive to fix.

System Action: None.

User Response: Contact Sun Microsystems hardware support.

CC9 RC135 RTD DDDDDD ON VTSS XXXXXXXX RETURNED ECAM ERROR CC=9 RC=135

Explanation: The RTD is online. Configuration cannot be changed from the Op Panel. This condition would only be experienced during a VSM reconfiguration while a Sun Microsystems CSE is attempting to remove an RTD definition. To remove an RTD from the VTSS, do the following actions:

- Issue a VTCS CONFIG with RESET.
- Bring VTCS down and back up to (bounce) release the RTD from the internal VTSS table.
- Bring down VTCS again to allow removal of the RTD from the VTSS.

System Action: None.

User Response: Your site's support services has probably initiated this as a planned activity. The Sun Microsystems CSE should already be on site and therefore no service call is necessary.

CC9 RC144 RTD DDDDDD ON VTSS XXXXXXXX RETURNED ECAM ERROR CC=9 RC=144

Explanation: This message relates to VSM4 only. A Channel Processor was busy with an RTD on the other port that this CIP is controlling. (Paired RTDs on a CIP are controlled by VTCS software.) This ECAM message is an indication of a VTCS Configuration done without a Reset, or it indicates a possible VTCS software problem.

System Action: None.

User Response: Contact your site's support services to verify that PTF L1H11I6 is on the host issuing the message. If so, then review VTCS Configuration for accuracy. If the configuration is accurate, contact Sun Microsystems hardware support who should verify that the VTSS Op Panel matches your VTCS Configuration. If the hardware configuration is correct, then the CSE should assign the problem to software support for further diagnostics.

