

Enterprise Library Software

LCM Messages and Codes

Version 7.0

Revision AC, docs.sun Update Only



June 2010, Revision AC

Submit comments about this document by clicking the Feedback [+] link at: <http://docs.sun.com>

Copyright © 2009, 2010, Oracle and/or its affiliates. All rights reserved.

This software and related documentation are provided under a license agreement containing restrictions on use and disclosure and are protected by intellectual property laws. Except as expressly permitted in your license agreement or allowed by law, you may not use, copy, reproduce, translate, broadcast, modify, license, transmit, distribute, exhibit, perform, publish, or display any part, in any form, or by any means. Reverse engineering, disassembly, or decompilation of this software, unless required by law for interoperability, is prohibited.

The information contained herein is subject to change without notice and is not warranted to be error-free. If you find any errors, please report them to us in writing.

If this is software or related software documentation that is delivered to the U.S. Government or anyone licensing it on behalf of the U.S. Government, the following notice is applicable:

U.S. GOVERNMENT RIGHTS Programs, software, databases, and related documentation and technical data delivered to U.S. Government customers are "commercial computer software" or "commercial technical data" pursuant to the applicable Federal Acquisition Regulation and agency-specific supplemental regulations. As such, the use, duplication, disclosure, modification, and adaptation shall be subject to the restrictions and license terms set forth in the applicable Government contract, and, to the extent applicable by the terms of the Government contract, the additional rights set forth in FAR 52.227-19, Commercial Computer Software License (December 2007). Oracle USA, Inc., 500 Oracle Parkway, Redwood City, CA 94065.

This software or hardware is developed for general use in a variety of information management applications. It is not developed or intended for use in any inherently dangerous applications, including applications which may create a risk of personal injury. If you use this software or hardware in dangerous applications, then you shall be responsible to take all appropriate fail-safe, backup, redundancy, and other measures to ensure the safe use. Oracle Corporation and its affiliates disclaim any liability for any damages caused by use of this software or hardware in dangerous applications.

Oracle is a registered trademark of Oracle Corporation and/or its affiliates. Oracle and Java are registered trademarks of Oracle and/or its affiliates. Other names may be trademarks of their respective owners.

AMD, Opteron, the AMD logo, and the AMD Opteron logo are trademarks or registered trademarks of Advanced Micro Devices. Intel and Intel Xeon are trademarks or registered trademarks of Intel Corporation. All SPARC trademarks are used under license and are trademarks or registered trademarks of SPARC International, Inc. UNIX is a registered trademark licensed through X/Open Company, Ltd.

This software or hardware and documentation may provide access to or information on content, products, and services from third parties. Oracle Corporation and its affiliates are not responsible for and expressly disclaim all warranties of any kind with respect to third-party content, products, and services. Oracle Corporation and its affiliates will not be responsible for any loss, costs, or damages incurred due to your access to or use of third-party content, products, or services.

Preface

Oracle's StorageTek™ Enterprise Library Software (ELS) is a solution consisting of the following base software:

- StorageTek™ Storage Management Component (SMC)
(includes the product formerly known as StorageTek HTTP Server)
- StorageTek™ Host Software Component (HSC)
- StorageTek™ Virtual Tape Control Software (VTCS)
- StorageTek™ Concurrent Disaster Recovery Test (CDRT)

Additionally, the following software is provided with the ELS package:

- ELS Supportive Software:
 - StorageTek™ Library Content Manager (LCM) (formerly ExLM)
(includes the product formerly known as Offsite Vault Feature)
 - StorageTek™ Enterprise Library Management Station Media Audit Tracker (ELMS MAT)
- Other Mainframe Software:
 - StorageTek™ Client System Component for MVS Environments (MVS/CSC)
 - StorageTek™ LibraryStation
 - Refer to the publication *Introducing ELS* for an overview of the ELS solution.

Audience

This guide is for StorageTek or customer personnel who are responsible for responding to LCM messages and codes.

Prerequisites

To perform the tasks described in this guide, you should already understand the following:

- MVS or OS/390 operating system

- LCM basic function and operation; for more information, see *LCM User's Guide*.

Contact Us!

Sun welcomes your feedback.

Visit the Sun Documentation site at <http://docs.sun.com> and click on the FEEDBACK link at the bottom right of the screen to access the Opinion Lab feedback system.

Organization of This Publication

This table provides a general overview of the sections in this publication.

“LCM Messages and Codes” on page 1	LCM messages, explanation, system actions, and user responses
--	---

Contents

Preface iii

Audience iii

Prerequisites iv

Contact Us! iv

Organization of This Publication iv

1. LCM Messages and Codes 1

Return Codes 1

Messages 2

Message File Message Formats 2

Message File Message Descriptions 3

Parameter File Message Formats 43

Parameter File Message Descriptions 44

Log File Message Formats 108

Log File Message Descriptions 109

Console Message Formats 127

Console Message Descriptions 128

LCM Agent Message Formats 149

LCM Agent Messages 150

File Handler Message Formats 163

File Handler Message Descriptions 164

A. Additional Information 169

Oracle's External Web Site 169

Sun/StorageTek Documentation 169

Oracle Global Partners	169
Third-Party Web Sites	170
Oracle's Global Offices	170
Customer Support	170
Conventions for Reader Usability	171
Typographic	171
Keys	171
Enter Command	171
Warnings, Cautions, and Notes - Software	172
Warnings, Cautions, and Notes - Hardware	172
Syntax	173

LCM Messages and Codes

This chapter contains information about LCM return codes and messages. The format of the dates shown in these messages is *yyyy-mm-dd*.

Return Codes

[TABLE 1-1](#) describes return codes from an LCM batch job. If an LCM job step ends with any return code except 0, view the message log data set for more information.

TABLE 1-1 LCM Return Codes

Return Code	Description
0	No unusual conditions were detected during execution.
4	A warning condition occurred during execution. The condition is described by an associated message.
8	An error condition occurred during execution. The condition is described by an associated message.
16	A severe error condition occurred during execution. Save all job-related input and output, including the job log, and contact StorageTek Software Support. The job log contains important “mini-dump” information which is of use to StorageTek Software Support.
20	LCM was unable to open the message log data set. Ensure the LCM job step contains a DD statement named LCMMMSG, then resubmit the job. If the problem persists, save all job-related input and output, and contact StorageTek Software Support.
24	A severe internal error has occurred which precludes issue of a descriptive message. Save all job-related input and output, and contact StorageTek Software Support.
28	Operating system is not supported by this release of LCM.

Messages

Message File Message Formats

LCM logs messages with a prefix of “LCM0” in the message file. These have the following format:

`LCM0nnnc message-text`

where:

- LCM0 is the message file message prefix.
- *nnn* is a 3-digit message number which uniquely identifies the message.
- *c* is the message severity as described in [TABLE 1-2](#).

TABLE 1-2 Message File Message Severities

Severity	Description
I	Information message, return code 0.
W	Warning message, return code 4.
E	Error message, return code 8.
C	Catastrophic error message, return code 16.

- *message-text* describes an event, condition, or request and can include text and variable information.

Message File Message Descriptions

LCM0001I

LCM has completed successfully.

Explanation. LCM processing completed normally.

System Action. LCM ends with a return code of 0.

User Response. No action is required.

LCM0002E

More memory is required.

Explanation. Insufficient virtual storage was available for LCM to execute properly.

System Action. LCM terminates immediately with a return code of 8.

User Response. Increase the virtual storage region size and resubmit the job.

LCM0003W

LCM had warnings.

Explanation. LCM processing completed normally with at least one warning condition.

System Action. LCM terminates with a return code of 4.

User Response. See the message log or parameter file Listing for additional messages that describe those conditions.

LCM0004E

LCM terminated because of errors. [See LCMLLOG for additional information.]

Explanation. The LCM batch job detected one or more error conditions.

System Action. LCM terminates with a return code of 8.

User Response. See the message log or parameter file Listing for additional messages that describe those conditions.

LCM0005E

Unable to open DDname *ddname*.

Explanation. LCM could not open the data set identified by the DD statement named *ddname*. This message may be followed by message LCM0007E to describe the nature of the problem.

System Action. LCM terminates immediately with a return code of 8.

User Response. Ensure the job stream contains a JCL DD statement named *ddname* and resubmit the job.

LCM0006E

Error with *file description*.

Explanation. LCM encountered an error with a data set identified by the file description. The file description could be a *ddname*, file name, or a description of a file. Message LCM0007E will follow this message to describe the nature of the problem.

System Action. LCM terminates immediately with a return code of 8.

User Response. Look for message LCM0007E.

LCM0007E

{File Handler message number and message text}.

Explanation. Message returned from File Handler. This message follows error LCM0005E, LCM0006E, or LCM9004E.

System Action. LCM terminates immediately with a return code of 8.

User Response. Look up the message description in “File Handler Message Formats”.

LCM0008I

Could not open file LCMLOG. LOG messages will go to file LCMMSGS.

Explanation. LCM could not open the file associated with *ddname* LCMLOG.

System Action. LCM redirects log messages to the messages file and continue processing.

User Response. If you would like for log messages to be separated from other messages, insure that a DD statement of LCMLOG is properly coded in the JCL for the LCM run.

LCM0009E

Sort utility failed with a return code of *rc*.

Explanation. The sort utility called by LCM failed with a return code of *rc*. LCM uses the installation provided sort utility that is named SORT.

System Action. LCM terminates immediately with a return code of 8.

User Response. Examine the messages produced by the sort utility in file SORTMSGs and refer to the appropriate sort messages manual.

LCM0010I

Processing ended because of SCAN option.

Explanation. The parameter file control statements or configuration file statements were not executed because the OPTIONS statement SCAN parameter was coded.

System Action. LCM ends after scanning the parameter file or configuration file.

User Response. No action is required.

LCM0011W

Processing stopped prematurely by operator issuing a STOP command.

Explanation. An MVS STOP (P) command was issued for LCM.

System Action. LCM stops processing as soon as it completes the actions it is currently performing and ends with a return code of 4.

User Response. No action is required.

LCM0012E

Obtain storage for *nnnn* byte DSN queue failed.

Explanation. LCM was unable to obtain *nnnn* bytes of storage. LCM uses an E35 sort exit to obtain RMODE=ANY storage. The storage is primarily used to build a table containing approximately 300 bytes of information for each volume of a given set of volumes that are controlled by the same data set base name. For example, if you have a data set base name

called SMF.DUMP that is the controlling data set for 5000 volumes and that is the most volumes associated with any base name, LCM needs about 1.5 megabytes of storage above the 16M line.

It is normal for sort to leave 16 megabytes available, so unless you have more than around 50,000 volumes controlled by the same name or your default sort options are other than expected by LCM, you should not receive this message.

System Action. LCM ends with a return code of 8.

User Response. Consult the manual for your sort package to determine how to make more memory available to the E35 sort exit.

LCM0013E

Load failed for module *modname*, RC=*retcode*.

Explanation. LCM was unable to load module *modname*, which is required for its operation. The return code listed is from the MVS LOAD instruction.

System Action. LCM terminates with a minimum return code of 8.

User Response. LCM is not installed properly. Contact your system programmer or StorageTek Software Support.

LCM0014E

LRECL for DDNAME(*ddname*) too small. An LRECL of *nnn* or more is needed for the associated RECFM.

Explanation. LCM determined that the LRECL of the data set identified by the DD statement named *ddname* is too small. The data set should have an LRECL of *nnn* or more for the associated RECFM.

System Action. LCM terminates immediately with a return code of 8.

User Response. Ensure that the LRECL of the data set identified by *ddname* is *nnn* or more and resubmit the job.

LCM0015E

Run *name* not defined in configuration file *dsname*.

Explanation. File *dsname* is allocated to *ddname* LCMCFG and is a valid LCM configuration file. However, run *name* is not defined in it.

System Action. LCM terminates immediately with a return code of 8.

User Response. Check the spelling of run *name* and change it to one that is defined in the configuration file, or use the LCM Explorer to define the run *name*. Also check to ensure that the copy of the configuration file allocated to *ddname* LCMCFG is current.

LCM0016I

Parameters for run *name* obtained from configuration file *dsname*.

Explanation. LCM obtained its processing instructions for run *name* by reading configuration file *dsname*. This message documents the configuration file and run used by LCM.

System Action. Processing continues.

User Response. No action required.

LCM0017I

DDNAME LCMPARM ignored. Parameter file information obtained from LCMCFG instead.

Explanation. The RUN parameter was specified on a JCL EXEC statement parameter, instructing LCM to obtain its processing instructions for this run from the configuration file allocated to *ddname* LCMCFG instead of from a parameter file allocated to *ddname* LCMPARM. *ddname* LCMPARM was present in the LCM JCL, but was not used.

System Action. Processing continues.

User Response. Remove the LCMPARM DD statement from the LCM JCL. It is no longer needed.

LCM0018I

DDNAME LCMCFG ignored. RUN was not specified as a JCL EXEC parameter.

Explanation. A DD statement for *ddname* LCMCFG was present in the LCM JCL. However, the JCL EXEC statement parameter RUN was not present, so LCM obtained its processing instructions from *ddname* LCMPARM instead.

System Action. Processing continues.

User Response. None; Informational only.

LCM0019E

Unable to obtain parameters for RUN(*name*).

Explanation. The JCL EXEC statement parameter run was specified, but LCM encountered errors while attempting to read the configuration file allocated to *ddname* LCMCFG.

System Action. LCM terminates immediately with a return code of 8.

User Response. This message is preceded by one or more messages describing the specific nature of the problem.

LCM0020E

Unable to open TMS DDname *ddname*.

Explanation. An LCM TMS read module could not open the data set identified by the DD statement named *ddname*.

System Action. LCM terminates immediately with a return code of 8.

User Response. Ensure the job stream contains a JCL DD statement named *ddname* and resubmit the job.

LCM0022I

Unable to obtain HSC QNAME. Using LCMMAIN instead.

Explanation. LCM uses the HSC major enqueue name (QNAME) for synchronizing content management activities on LSMs. LCM uses the HSC Batch API function (SLSUCAL) to obtain this information. If the HSC Batch API is not available (due to a low HSC version level) LCM will not be able to obtain the HSC's major enqueue name.

System Action. LCM uses LCMMAIN as its major enqueue name for all enqueues.

User Response. None required. Informational only.

LCM0023E

LCM License Key is EXPIRED.

Explanation. The LCM license key is expired. One or more messages describing the nature of the problem will have been written to the console by the HSC and will appear in the HSC JOB log.

System Action. LCM requires a valid license key in order to operate. Processing terminates immediately with a minimum return code of 8.

User Response. Obtain a new LCM License Key, or contact StorageTek software support for assistance.

LCM0024E

Unable to validate LCM License Key.

Explanation. The LCM license key is invalid or no license key was defined for LCM. One or more messages describing the nature of the problem will have been written to the console by the HSC and will appear in the HSC JOB log.

System Action. LCM requires a valid license key in order to operate. Processing terminates immediately with a minimum return code of 8.

User Response. Examine the HSC JOB log for messages describing the problem. If no messages describe this problem, contact StorageTek Software Support for assistance.

LCM0025E

LCM License Key validation resulted in an unknown response code of code.

Explanation. While trying to validate the LCM license key, an internal value was found to be invalid. One or more messages describing the nature of the problem will have been written to the console by the HSC and will appear in the HSC JOB log.

System Action. LCM requires a valid license key in order to operate. Processing terminates immediately with a minimum return code of 8.

User Response. Examine the HSC JOB log for messages describing the problem. If no messages describe this problem, contact StorageTek Software Support for assistance.

LCM0026W

LCM License Key will EXPIRE in days days.

Explanation. The LCM license key is valid but its expiration date is approaching.

System Action. Processing continues normally, but LCM will complete with a minimum return code of 4.

User Response. Obtain a new LCM License Key or contact StorageTek software support for assistance.

LCM0027E

LCM License Key validation resulted in an unknown response value of value.

Explanation. While trying to validate the LCM license key, an internal value was found to be invalid. One or more messages describing the nature of the problem will have been written to the console by the HSC and will appear in the HSC JOB log.

System Action. LCM requires a valid license key in order to operate. Processing terminates immediately with a minimum return code of 8.

User Response. Examine the HSC JOB log for messages describing the problem. If no messages describe this problem, contact StorageTek Software Support for assistance.

LCM0100W

TMS interface module *modname* ended with a return code of *return-code*.

Explanation. LCM invoked the identified tape management system interface program and received a non-zero return code. Because this return code was less than or equal to 4, LCM considers it a warning and not an error.

System Action. Processing continues. The minimum return code LCM receives is 4.

User Response. It is the responsibility of tape management system interface programs to issue a warning message before returning to LCM with a non-zero return code that is less than or equal to 4. If such a message was issued, this may resolve the problem.

If the module name is LCMRTMS*n*, a TMS statement for type COMMON, CA1, TLMS, or DFSMSrmm had a problem and you should contact StorageTek Software Support.

Otherwise, a TMS CUSTOM statement indicated which module LCM should use for the tape management system interface. This module is the one listed in the message. Proceed based on installation written or vendor provided documentation for the TMS CUSTOM interface program.

LCM0101E

TMS interface module *modname* ended with a return code of *return-code*.

Explanation. LCM invoked the identified tape management system interface program and received a non-zero return code. Because this return code was greater than 4, LCM considers it an error.

System Action. LCM terminates with a minimum return code of 8.

User Response. It is the responsibility of tape management system interface programs to issue an error message before returning to LCM with a non-zero return code greater than 4. If such a message was issued, this may resolve the problem.

If the module name is LCMRTMS*n*, a TMS statement for type COMMON, CA1, TLMS, or DFSMSrmm had a problem and you should contact StorageTek Software Support.

Otherwise, a TMS CUSTOM statement indicated which module LCM should use for the tape management system interface. This module is the one listed in the message. Proceed based on installation written or vendor provided documentation for the TMS CUSTOM interface program.

LCM0102E

TMS interface module *modname* could not be loaded.

Explanation. LCM attempted to load the indicated tape management system interface program, but it was not found.

System Action. LCM terminates immediately with a return code of 8.

User Response. If the module name is LCMRTMS*n*, a TMS statement for type COMMON, CA1, TLMS, or DFSMSrmm had a problem and you should contact StorageTek Software Support

Otherwise, a TMS CUSTOM statement indicated which module LCM should use for the tape management system interface. This module is the one listed in the message. Check the module name for correct spelling and ensure that the load module is available to LCM for loading. The load module should reside in a STEPLIB, link list, or LPA library.

LCM0103E

TMS AGENT support is not available.

Explanation. LCM Agent support is not available for the specified tape management system and/or methodology defined.

System Action. Processing ends. The minimum return code LCM receives is 8.

User Response. Tape management system metadata provided by means of an extract file must be directly accessible by the host where LCM is executing. If necessary, contact StorageTek Software Support for assistance.

LCM0104W

Some planned ejects were not done. See LOG messages for additional information.

Explanation. At least one volume could not be ejected. Additional messages in the LCM message log should describe the error.

System Action. Processing continues. The minimum return code LCM receives is 4.

User Response. Ensure that the volume is not selected, then resubmit the job.

LCM0105W

Some planned moves were not done. See LOG messages for additional information.

Explanation. At least one volume could not be moved. Additional messages in the LCM message log should describe the error.

System Action. Processing continues. The minimum return code LCM receives is 4.

User Response. Ensure that the volume is not selected, then resubmit the job.

LCM0106E

Unable to determine software level of HSC. SLSXREQ QCONFIG failed RC=rc Reason=X'Reason1,Reason2'.

Explanation. LCM invoked the QCONFIG function of the HSC programmatic interface and received a non-zero return code. The RC and Reason values listed are those returned from the HSC programmatic interface.

System Action. LCM terminates immediately with a minimum return code of 8.

User Response. This is an internal error and should not occur. Contact StorageTek Software Support.

LCM0107E

LCM requires SES 7.0.0 or above.

Explanation. The software level of the HSC is not sufficient to allow LCM to operate.

System Action. Processing terminates immediately with a minimum return code of 8.

User Response. If you are running HSC 4.1.0 or below, you must upgrade SES 7.0.0 or above.

LCM0108I

HSC release is *release*, host id is *host-id*

Explanation. This message documents the release of the HSC under which LCM is executing, as well as the *host-id* of the system.

System Action. Processing continues.

User Response. None. Informational only.

LCM0109W

Unable to obtain VSM information for *MVCs/VTVs*.

Explanation. LCM was not able to obtain information from the Virtual Storage Manager (VSM) for multiple volume cartridges (MVCs) or for virtual tape volumes (VTVs).

System Action. SET METHOD statement and REPORT statement - type VOLUME statement fields that require the information will be assigned {missing values}. Fields that use the information as one of several sources are assigned values based on available sources of information. Message LCM0111I is issued to identify which parameter caused LCM to require this information. Processing continues and LCM completes with a minimum return code of 4.

User Response. If you have VSM 4.0 (or higher), you should not receive this message. Contact StorageTek Software Support for assistance. To allow LCM to obtain information about multiple virtual volume cartridges under VSM 2.0 (or earlier), specify DD statement LCMMVCIN, which should be allocated to the flat file produced by the SWSADMIN utility MVCRPT. To allow LCM to obtain information about virtual tape volumes under VSM 2.0 (or earlier), specify DD statement LCMVTVIN, which should be allocated to the flat file produced by the SWSADMIN utility VTVRPT. These reports should be produced by the Virtual Tape Control System utility program in a job step immediately prior to the job step executing LCM.

LCM0110I

Information not available for *VTVs*.

Explanation. LCM detected that virtual tape is present, but was not able to obtain information from the Virtual Storage Manager (VSM) for the virtual tape volumes (VTVs). Because no parameters or options were specified that require virtual tape volume information, this message is informational only.

System Action. Processing continues.

User Response. No action is required.

LCM0111I

Keyword on line *line*, column *column* of the parameter file requires *MVC/VTV* information.

Explanation. This message is issued to identify which parameter in the LCM parameter file caused LCM to need multiple volume cartridge or virtual tape volume information.

System Action. Processing continues.

User Response. Refer to the User Response documented for message LCM0109W.

LCM0112W

Some planned VTV consolidations were not done. See LOG messages for additional information.

Explanation. At least one virtual tape volume could not be consolidated. Additional messages in the LCM message log should describe the error.

System Action. Processing continues. The minimum return code LCM receives is 4.

User Response. LCM logs consolidation response information using message LCM2309I. Examine these messages in the LCMLOG file for information on why consolidations were not performed. Correct the problem if necessary, then re-submit the job.

LCM0113W

Some planned VTV migrations were not done. See LOG messages for additional information.

Explanation. At least one virtual tape volume could not be migrated. Additional messages in the LCM message log should describe the error.

System Action. Processing continues. The minimum return code LCM receives is 4.

User Response. LCM logs migration information using messages LCM2320W and LCM2322I. Examine these messages in the LCMLOG file for information on why migrations were not performed. Correct the problem if necessary, then re-submit the job.

LCM0114W

Some planned VTV recalls were not done. See LOG messages for additional information.

Explanation. At least one virtual tape volume could not be recalled. Additional messages in the LCM message log should describe the error.

System Action. Processing continues. The minimum return code LCM receives is 4.

User Response. LCM logs migration information using messages LCM2321W and LCM2323I. Examine these messages in the LCMLOG file for information on why migrations were not performed. Correct the problem if necessary, then re-submit the job.

LCM0116W

TMS OPEN host *tmsname* ended with a return code of *returncode*

Explanation. LCM invoked the identified TMS OPEN host and received a non-zero return code. Because this return code was less than or equal to 4, LCM considers it a warning and not an error.

System Action. Processing continues. The minimum return code LCM receives is 4.

User Response. It is the responsibility of the TMS OPEN host to issue a warning message before returning to LCM with a non-zero return code that is less than or equal to 4. If such a message was issued, this may resolve the problem.

LCM0117E

TMS OPEN host *tmsname* ended with a return code of *returncode*

Explanation. LCM invoked the identified TMS OPEN host and received a non-zero return code. Because this return code was greater than 4, LCM considers it an error.

System Action. Processing continues. The minimum return code LCM receives is 4.

It is the responsibility of the TMS OPEN host to issue an error message before returning to LCM with a non-zero return code greater than 4. If such a message was issued, this may resolve the problem.

LCM0118W

Some planned MVC reclaims were not done. See LOG messages for additional information.

Explanation. At least one multiple volume cartridge could not be reclaimed. Additional messages in the LCM message log should describe the error.

System Action. Processing continues. The minimum return code LCM receives is 4.

User Response. LCM logs reclaim response information using message LCM2338W. Examine these messages in the LCMLOG file for information on why reclaims were not performed. Correct the problem if necessary, then re-submit the job.

LCM0119W

Some planned MVC drains were not done. See LOG messages for additional information.

Explanation. At least one multiple volume cartridge could not be drained. Additional messages in the LCM message log should describe the error.

System Action. Processing continues. The minimum return code LCM receives is 4.

User Response. LCM logs drain response information using message LCM2336W. Examine these messages in the LCMLOG file for information on why drains were not performed. Correct the problem if necessary, then re-submit the job.

LCM0120W

Unable to connect to the agent for TMS *name*.

Explanation. LCM is not able to connect to an agent to retrieve information for tape management system name.

System Action. LCM issues console message LCM4113A and waits for a response from the operator before proceeding.

Operator Response. Respond to LCM4113A with 'Retry' or 'Fail' to indicate how LCM should proceed.

LCM0121W

The agent refused all access codes for TMS *name*.

Explanation. LCM does not have a valid access code for use with an agent for data transfers.

System Action. LCM issues console message LCM4114A and waits for a response from the operator before proceeding.

Operator Response. Respond to LCM4114A with 'Retry' or 'Fail' to indicate how LCM should proceed.

LCM0122W

Communication with the agent for TMS *name* was interrupted.

Explanation. LCM detected an error while communicating with an agent to retrieve TMS information.

System Action. LCM issues console message LCM4112A and waits for a response from the operator before proceeding.

Operator Response. Respond to LCM4112A with 'Retry' or 'Fail' to indicate how LCM should proceed.

LCM0123W

A network error was encountered while communicating with an agent for TMS *name*.

Explanation. During communication with an LCM agent, LCM has detected that the remote LCM agent was stopped by an operator.

System Action. LCM issues console message LCM4115A and waits for a response from the operator before proceeding.

Operator Response. Respond to LCM4115A with 'Retry' or 'Fail' to indicate how LCM should proceed.

LCM0124W

A resolver error was encountered while trying to communicate with an agent for TMS *name*.

Explanation. LCM Agent is unable to resolve a host name needed to obtain information for TMS *name*.

System Action. LCM issues console message LCM4119A and waits for a response from the operator before proceeding.

Operator Response. Respond to LCM4119A with 'Retry' or 'Fail' to indicate how LCM should proceed.

LCM0210I

LCM was already running for LSM *lsm-id*. Execution of LCM was delayed.

Explanation. LCM was preparing to process the LSMs specified or defaulted to in its parameter file or configuration file when it detected that one or more of the LSMs to be managed were already being processed by a concurrent run of LCM. Message LCM0210I is issued for each LSM already being processed.

System Action. LCM waits until all LSMs it is to manage have been released by concurrently executing runs of LCM.

User Response. None required. Note that LCM may terminate with a system ABEND code of 522 if it waits for an excessive amount of time.

LCM0220E

Invalid execution parameter string beginning with *string*.

Explanation. LCM did not recognize the content of the JCL EXEC statement's PARM field.

System Action. LCM terminates immediately with a return code of 8.

User Response. Correct or remove the EXEC statement parameter and resubmit the job.

LCM0221I

Execution parameter *parameter* is in effect.

Explanation. The parameter listed in the message was recognized and will influence LCM operation as documented. This message is informational only and may be used to verify that the intended execution parameters were recognized.

System Action. None. Processing continues normally.

User Response. No action is required.

LCM0222E

CDSUNIT parameter value of *cdsunit* is not syntactically valid.

Explanation. The value specified for the CDSUNIT parameter on the JCL EXEC statement was not a valid unit name.

System Action. LCM terminates immediately with a return code of 8.

User Response. Correct or remove the EXEC statement parameter and resubmit the job.

LCM0223E

Maximum number of dynamic fields (*num*) have been defined.

Explanation. The number of dynamic fields that have been created within a single LCM run have exceeded the maximum allowed. *num* is the maximum amount allowed.

System Action. LCM terminates with a minimum return code of 8.

User Response. Reduce the number of dynamic fields defined to an allowed amount.

LCM0224I

LCM release level: *level*.

Explanation. This message contains information detailing the current service level for the LCM program being executed. The value of release will indicate the current release of LCM. The value of level will be a unique sequence of characters that can be used by Customer Support to determine the maintenance level of the LCM program being executed.

System Action. Processing continues normally.

User Response. Normally, no action is required. However, if a problem with LCM is called in to StorageTek Software Support, you may be asked to read the information in the message over the phone.

LCM0225E

Value of RUN parameter must between 1 and 10 characters.

Explanation. The JCL EXEC statement RUN(*name*) parameter specified a value for *name* that was either null (zero characters) or was more than 10 characters in length.

System Action. LCM terminates immediately with a return code of 8.

User Response. Correct the value specified for *name* and resubmit the job. the job.

LCM0226I

LCM Agent level: *service level*.

Explanation. This message details the current service level for the LCM Agent that LCM is communicating with.

System Action. Processing continues normally.

User Response. Normally, no action is required. However, if a problem with LCM is called to StorageTek Software Support, you may be asked to read the information in the message to the Software Support person.

LCM0300W

Invalid input *type* value of *string* for *fieldname* for volume *volser*. Value ignored.

Explanation. In obtaining information about volume *volser* from the tape management system, LCM determined that the content of the named field did not contain a valid date or time. The erroneous value appears as part of the message.

System Action. Processing continues. The minimum return code LCM receives is 4.

User Response. Data in the tape management system's record for the volume *volser* may need to be repaired.

LCM0301W

Invalid date format value of X'*hex*' for *fieldname* for volume *volser*. Value ignored.

Explanation. In obtaining information about volume *volser* from the tape management system, LCM found that the date format portion of the date field was not one of the valid date format values. The date field for this volume is ignored.

System Action. Processing continues. The minimum return code LCM receives is 4.

User Response. Data in the tape management system's record for the volume *volser* may need to be repaired.

LCM0302W

Invalid value for volume *volser*: Field *fieldname* contains *signed_integer*.

Explanation. In obtaining information about volume *volser* from the tape management system, LCM found that an integer field contained an invalid or out-of-range value (such as a negative use count). The field is ignored.

System Action. Processing continues. The minimum return code LCM receives is 4.

User Response. Data in the tape management system's record for the volume *volser* may need to be repaired.

LCM0303W

Invalid input *type* value of C'*string*' for *fieldname* for volume *volser*. Value ignored.

Explanation. In obtaining information about volume *volser* from the tape management system, LCM determined that the content of the named field did not contain a valid date, time, or character value. The erroneous value appears as part of the message.

System Action. Processing continues. The minimum return code LCM will receive is 4.

User Response. Data in the tape management system's record for the volume *volser* may need to be repaired.

LCM0305I

Did not synchronize scratch status for volume *volume* because it was in use.

Explanation. LCM issued a SCRATCH request to the HSC for this volume in order to synchronize with the TMS. However the volume was in use. This is considered a normal situation and these volumes are not considered to be "wrong" in status.

System Action. LCM continues normally.

User Response. No action is required. This is a normal situation that occurs as LCM runs in conjunction with jobs that require scratch tapes to be mounted.

LCM0306E

TMS dataset name was not supplied.

Explanation. LCM attempted to use an agent to access TMS information on a remote host, but no TMS data set name was supplied for the tape management system.

System Action. LCM terminates immediately with a return code of 8.

User Response. This is an internal error and should not occur. Please contact StorageTek Software Support.

LCM0307E

No valid access codes were found in ddname LCMSECUR.

Explanation. LCM attempted to use an agent to access TMS information. There were no valid access codes found in the data set identified by the DD statement named *ddname*.

System Action. LCM terminates immediately with a return code of 8.

User Response. Enter at least one valid access code into the access code file.

LCM0308E

Unable to open ddname LCMSECUR: *error details*.

Explanation. LCM was unable to open the access code file referenced by ddname LCMSECUR.

System Action. LCM terminates immediately with a return code of 8.

User Response. See the error details contained in the message for the reason why the error occurred.

LCM0309E

Unable to obtain storage: *error details*.

Explanation. LCM issued a memory allocation request that could not be granted.

System Action. LCM terminates immediately with a return of 8.

User Response. Try increasing the region size for the LCM job. If this fails to resolve the problem, please contact StorageTek Software Support.

LCM0310I

The agent on host *agent host name* was stopped.

Explanation. LCM requested TMS information retrieval from an agent. During the communication with the agent running on the displayed host, the remote agent was terminated by a STOP operator command.

System Action. LCM issues an operator response message LCM4115A and waits for an operator reply.

User Response. Wait for the remote agent to become available before continuing LCM execution, or rerun the LCM job when the agent is available.

LCM0311I

Unable to connect to agent on host *agent host name*: *error details*.

Explanation. The agent on the displayed host is not running or is not answering connection requests.

System Action. LCM issues an operator response message LCM4113A and waits for an operator reply.

User Response. See the error details contained in the message for the reason why the connect attempt failed. Insure that the agent on the displayed host is running.

LCM0312I

Agent on host *agent host name* refused to accept TMS access code.

Explanation. The agent on the displayed host refused to accept a TMS access code that was issued by LCM.

System Action. LCM issues an operator response message LCM4114A and waits for an operator reply.

User Response. Enter at lease one valid TMS access code in the access code file for LCM that matches a TMS access code set in the agent's access code file.

LCM0313I

LCM failed to obtain a data port for use by the agent on host *agent host name: error details*.

Explanation. LCM was unable to obtain a data port on the local system for use by the displayed agent.

System Action. LCM issues an operator response message LCM4112A and waits for an operator reply.

User Response. See the error details contained in the message for the reason why LCM was unable to obtain the data port.

LCM0314E

LCM supplied an invalid TMS site parameter to the agent on host *agent host name: text*.

Explanation. LCM sent an invalid TMS site command parameter to the displayed agent. The invalid command is displayed as text.

System Action. LCM immediately terminates with a return code of 8.

User Response. This is an internal error and should not occur. Please contact StorageTek Software Support.

LCM0315I

LCM detected a network error with agent *agent host name: error details*.

Explanation. LCM detected a network error while communicating with an agent.

System Action. LCM issues an operator response message LCM4112A and waits for an operator reply.

User Response. See the error details contained in the message for the reason why the network error occurred. This message can indicate that the network connection was dropped by the remote agent due to an error or abend.

LCM0316I

LCM could not accept data connection from agent *agent host name: error details*.

Explanation. LCM issued a data transfer request to an agent. Later LCM was unable to accept a data connection from the agent that was used for the data transfers.

System Action. LCM issues an operator response message LCM4112A and waits for an operator reply.

User Response. See the error details contained in the message for the reason why the accept TCP/IP API call failed.

LCM0317I

TMS *name* Statistics: TMCIs Received=*number*, Messages Received=*number*, Packets=*number*, Bytes=*number* from agent *host*.

Explanation. LCM requested a TMS information data transfer from an agent. LCM received the displayed number of TMCI records from the agent. LCM also received the displayed number messages, data packets and the total number of bytes of data from the agent.

System Action. Processing continues.

User Response. None. Informational only.

LCM0318E

LCM detected an agent data transfer error: *error details*.

Explanation. LCM requested a data transfer from an LCM Agent running on a remote host. This data transfer failed and LCM was unable to obtain the required information from the LCM Agent.

System Action. LCM terminates with a return code of 8 or higher.

User Response. See the error details contained in the message for the reason why the transfer error occurred. Also check the message log for the LCM Agent running on the remote host for additional diagnostic messages.

LCM0319I

Volume *volser* is a VTV and in LSM location *LSM-id: cell-location*.

Explanation. volume serial *volser* was found in a Virtual Tape Control System and in LSM *lsm-id*, which indicates that a virtual volume and a physical volume share the same volume serial number.

System Action. LCM treats volume serial *volser* as a physical volume and ignores information from the Virtual Storage Manager for that volume serial number. Processing continues.

User Response. Examine the HSC and VSM data bases to determine whether an error condition exists, and take corrective action as appropriate.

LCM0322I

Unable to resolve access code host *host name: error details*.

Explanation. The LCM Agent was unable to resolve a host name specified for an access code in the LCM Agent's access code file. This message is issued by the client LCM job.

System Action. LCM issues a LCM4119A message and waits for an operator to reply.

User Response. See the error details contained in the message for the reason why the TCP/IP API call failed.

Insure that the specified host name is spelled correctly.

Check the access code file on the client host and be sure that it matches the content of the access code file on the host that is running the LCM Agent.

Make sure that the resolver configuration is set up properly on the host running the LCM Agent.

LCM0323I

TMS TLMS *name* had controlling data set other than default.

Explanation. LCM has read a TLMS VMF and found at least one volume base record with a controlling data set file sequence other than 0 or 1. LCM then reads the multi-data set records in the VMF to locate the correct controlling data set.

System Action. Processing continues.

User Response. None; Informational only.

LCM0324W

Most recent reference date in TMS *name* is *days* days, which exceeds WARNDAYS(*days*) .

Explanation. The most recent reference date in the indicated tape management system exceeds the threshold value specified by the WARNDAYS parameter of the TMS statement.

System Action. Processing continues normally, but LCM will terminate with a minimum return code of 4.

User Response. If volumes in the tape management system have been referenced more recently than indicated by the message, you should examine the LCM JCL and parameters related to TMS processing to determine if LCM is executing with a static copy of tape management system information.

If you know that your tape management system has been inactive for the indicated number of days, you should consider increasing the WARNDAYS value on the TMS statement. For example, if the number of days indicated is 2 and your tape management system can be inactive for up to 4 days under normal circumstances, you should specify WARNDAYS(4) on the TMS statement.

LCM0325E

DFSMSrmm API module EDGXAPI not available.

Explanation. A TMS RMM statement specified API or AGENT, indicating that LCM should use the DFSMSrmm Application Programming Interface (API) to retrieve tape management system information. However, LCM was not able to load the DFSMSrmm API module (EDGXAPI) or got an unexpected return code from the API request. Look for an accompanying LCM0326E message in the case of an unexpected return code from the API request.

System Action. LCM terminates processing with a minimum return code of 8.

User Response. If you want to use the DFSMSrmm API module, make sure that the module EDGXAPI is available to the LCM job. You may need to add a STEPLIB to the LCM job containing EDGXAPI.

If there is an accompanying LCM0326E message, see its user response.

As a workaround, you can update the TMS RMM statement to use the DFSMSrmm extract file instead. To do this, remove keywords API and AGENT, if specified, and code DDN instead. Then update the LCM JCL by inserting an extract step in front of the LCM jobstep. Refer to the *LCM User's Guide* for more information.

LCM0326E

Unrecognized reason code *rsncode* or return code *retcode* from DFSMSrmm API subcommand SV.

Explanation. LCM successfully loaded the EDGXAPI API module, but got a return code other than 0 and a reason code other than 0 or 4 from the DFSMSrmm API command 'SEARCHVOLUME OWNER(*) LIMIT(*)'.

System Action. LCM terminates processing with a minimum return code of 8.

User Response. The return and reason codes that are associated with the processing of this subcommand are the same ones that DFSMSrmm returns when you issue the same TSO subcommand request. Refer to *DFSMS/MVS DFSMSrmm Guide and Reference* for more information about these return and reason codes. Also see *DFSMS/MVS VIR4 DFSMSrmm Application Programming Interface* under heading 'EDGXCI Return and Reason Codes'.

LCM0327W

DFSMSrmm is not installed.

Explanation. LCM successfully loaded the EDGXAPI API module, but got a return code indicating that DFSMSrmm is not installed.

System Action. Processing continues. The minimum return code LCM receives is 4. LCM attempts to use an DFSMSrmm extract file.

User Response. Install DFSMSrmm.

LCM0328E

Storage not available for DFSMSrmm API search command.

Explanation. LCM tried to obtain virtual memory from the operating system to use as a buffer to contain the returned information from the API about a single volume.

System Action. LCM terminates processing with a minimum return code of 8.

User Response. Increase the LCM job region size and re-submit the job.

LCM0329W

DFSMSrmm is installed but not currently active.

Explanation. LCM successfully loaded the EDGXAPI API module, but got a return code indicating that DFSMSrmm is installed but the DFSMSrmm started task is not running.

System Action. Processing continues. The minimum return code LCM receives is 4. LCM attempts to use an DFSMSrmm extract file.

User Response. Start the DFSMSrmm started task and re-submit the job.

LCM0330W

DFSMSrmm API module load not successful.

Explanation. LCM could not load the DFSMSrmm API module EDGXAPI.

System Action. Processing continues. The minimum return code LCM receives is 4. LCM attempts to use an DFSMSrmm extract file.

User Response. If you want to use the DFSMSrmm API module, make sure that the module EDGXAPI is available to the LCM job. You may need to add a STEPLIB to the LCM job containing EDGXAPI.

LCM0332E

Unrecognized return information X"data" from DFSMSrmm API subcommand SV.

Explanation. LCM received data in the output buffer from the DFSMSrmm API command 'SEARCHVOLUME OWNER(*) LIMIT(*)' that is not in the expected format. The first 40 bytes of the unknown information are included in the message.

System Action. LCM terminates processing with a minimum return code of 8.

User Response. Try performing the TSO command 'TSO RMM SEARCHVOLUME OWNER(*) LIMIT(*)'. If this works correctly, contact StorageTek Software Support.

LCM0333I

RMM-message-id message-text

Explanation. In response to a DFSMSrmm command, LCM received the message listed.

System Action. Processing continues. The minimum return code LCM receives is 4.

User Response. If the message text begins with a DFSMSrmm message identifier, use that to look up the message in the DFSMSrmm documentation and take appropriate actions. If necessary, contact StorageTek Software Support for assistance.

LCM0334I

TMS RMM DDNAME parameter not used.

Explanation. The DDNAME specified on the TMS RMM statement is not used when the API option is specified.

System Action. Processing continues using the DFSMSrmm API.

User Response. No action required, although the unneeded JCL parameter may be removed.

LCM0336E

Storage not available for TMCI buffer.

Explanation. LCM tried to obtain virtual memory from the operating system to store the TMCI record.

System Action. LCM terminates processing with a minimum return code of 8.

User Response. Increase the LCM job region size and re-submit the job.

LCM0338E

CA-1 version 4.9 and below are not supported.

Explanation. LCM does not support CA-1 version 4.9 or below.

System Action. LCM terminates processing with a minimum return code of 8.

User Response. Remove the reference to the CA-1 version 4.9 or below catalog.

LCM0339E

TLMS version 5.3 and below are not supported.

Explanation. LCM does not support TLMS version 5.3 or below.

System Action. LCM terminates processing with a minimum return code of 8.

User Response. Remove the reference to the TLMS version 5.3 or below catalog.

LCM0340W

TMCI volser field FieldName not valid: column=col keyid=key size=size Value=X'value'.

Explanation. The Tape Management Catalog Information (TMCI) record LCM received for the indicated volume contains an invalid key-id, size, or value. If FieldName is printed as *INVALID*, then the supplied key-id is not valid. Otherwise, the supplied size or value is inconsistent with the type of data appropriate for the indicated key-id.

For example, if KeyId identifies an integer value but the specified size is not 2 or 4, this message will be issued. Date and Time values that cannot be processed will also cause this message to be issued.

System Action. LCM substitutes missing-values for the field and continues processing. The minimum return code for LCM will be 4.

User Response. If an installation-written TMS CUSTOM module is being used, re-run the LCM job with a DEBUG WRITETMCI statement included and examine the TMCI record to determine what went wrong. Refer to “Testing a TMS CUSTOM Interface Module” in the *LCM User's Guide* for information on using WRITETMCI. For all other TMS types, contact StorageTek Software Support.

LCM0341W

TMCI volser field FieldName truncated to *size* characters.

Explanation. The Tape Management Catalog Information (TMCI) record LCM received for the indicated volume contains a character string that is too long for the specified field.

System Action. LCM uses the first *size* characters of the field and continues processing. The minimum return code for LCM will be 4.

User Response. If an installation-written TMS CUSTOM module is being used, re-run the LCM job with a DEBUG WRITETMCI statement included and examine the TMCI record to determine what went wrong. Refer to “Testing a TMS CUSTOM Interface Module” in the *LCM User's Guide* for information on using WRITETMCI. For all other TMS types, contact StorageTek Software Support.

LCM0342E

The LCM Agent on host *host* port *number* is running an incompatible version of the LCM software.

Explanation. The LCM Agent on the specified host is not running a compatible version of the Agent software. The product version of the LCM client should match the version of the LCM Agent.

System Action. LCM ends with a minimum return code of 8.

User Response. Ensure that the LCM batch job version matches the LCM Agent version. To determine the product version for the LCM batch job, see message LCM0224I in the batch job's message log. To determine the product version for the LCM Agent, see message LCM0020I in the Agent's log.

LCM0343E

TMS *name* error encountered: *error details*.

Explanation. The specified TMS encountered an error condition.

System Action. LCM ends with a minimum return code of 8.

User Response. See the error details contained in the message for the more information on the error.

LCM0344E

The URI specified in the AGENT parameter is invalid.

Explanation. The URI specified in the AGENT parameter of the TMS OPEN statement does not comply with the required syntax that is specified within the HTTP/1.1 protocol (rfc 2616).

System Action. LCM terminates with a minimum return code of 8.

User Response. Specify the AGENT parameter with a proper URI. See the *LCM User's Guide* for the correct syntax for the AGENT parameter within the TMS OPEN statement.

LCM0345W

Extra field in volume record volume for record type type.

Explanation. The volume record for volume sent to LCM from the TMS OPEN host (within the TmsTapeInformationResponse XML document) contained a data value for a field that was not specifically defined within the record element of type in the TmsInterfaceDefinitionResponse XML document.

System Action. This data value is ignored and processing continues. The minimum return code LCM receives is 4.

Explanation. Check the TmsInterfaceDefinitionResponse XML document that is sent by the TMS OPEN host to see if the data value specified in the volume record needs to have an associated field added to the record element of type. If not, then take out the data value in the volume record for volume within the TmsTapeInformationResponse XML document that is sent by the TMS OPEN host.

LCM0347E

Data for field field exceeded field size in volume volume.

Explanation. The length of the data value for field in the volume record for volume exceeded the maximum boundary of the field size allowed for that field. The volume records are sent by the TMS OPEN host in the TmsTapeInformationResponse XML document.

System Action. LCM terminates with a minimum return code of 8.

User Response. Check the TMCI record in the TmsTapeInformationResponse XML document for volume and make sure that the data value for field is within allowed size boundaries. See the TMS OPEN field table to see the allowed maximum field size.

LCM0348E

Overflow for extended fields in volume volume. The maximum size allowed is size.

Explanation. The total size limit for all of the extended fields specified within a single volume record has exceeded the allowed maximum of size.

System Action. LCM terminates with a minimum return code of 8.

User Response. Reduce the extended field list for volume record volume so that the maximum size is not exceeded. Please note that every extended field specified uses an additional 2 bytes of storage that does contribute to the total maximum size allowed.

LCM0349W

Duplicate registration of field name *fieldname* ignored.

Explanation. A duplicate field name was discovered by LCM.

System Action. The duplicate field name is ignored. Processing continues. The minimum return code LCM receives is 4.

User Response. If the duplicate name came from the TMS OPEN XML document, remove it. Otherwise, contact StorageTek Software support.

LCM0351W

Pull list file processing completed successfully with warnings. See LOG messages for more information.

Explanation. Some pull list volumes had warnings. Specific information on the volume is in the LCMLOG.

System Action. Processing continues. The minimum return code ExLM received is 4.

User Response. Look in the LCMLOG and correct the pull list input file.

LCM0352E

Processing terminated because of errors in the pull list file. See LOG messages for more information.

Explanation. Some pull list volumes had errors. Specific information on the volume is in the LCMLOG.

System Action. LCM terminates processing with a minimum return code of 8 after scanning the PULLLIST file for other errors.

User Response. Look in the LCMLOG and correct the pull list input file.

LCM0353W

Invalid range for [VOLPOOL | MVCPOOL]: serial1-serial2.

Explanation. An invalid volume serial number range in a VOLPOOL or MVCPOOL entry was encountered. The range in error is listed as serial1-serial2.

System Action. Processing continues without the associated VOLPOOL or MVCPOOL entry. LCM terminates with a minimum return code of 4.

User Response. This should not occur. VOLPOOL and MVCPOOL information is obtained from SES and should already have been processed as valid. Save all job-related input and output and contact StorageTek Software Support.

LCM0354W

Invalid media for [VOLPOOL | MVCPOOL]: media.

Explanation. An invalid media type in a VOLPOOL or MVCPOOL entry was encountered. The media type is listed as media.

System Action. Processing continues without the associated VOLPOOL or MVCPOOL entry. LCM terminates with a minimum return code of 4.

User Response. This should not occur. VOLPOOL and MVCPOOL information is obtained from SES and should already have been processed as valid. Save all job-related input and output and contact StorageTek Software Support.

LCM0355E

Too many vaults defined.

Explanation. LCM encountered an internal limit while processing vault information obtained from SES.

System Action. LCM terminates with a minimum return code of 8.

User Response. This should not occur. Save all job-related input and output and contact StorageTek Software Support.

LCM0360W

Record type *type* is not a defined record type.

Explanation. The record type specified for a volume record within the TMS Tape Information Response document does not match any record types that were defined in the TMS Interface Definition Response document.

System Action. This volume record will be marked as invalid and will not be processed. Message **LCM0362W** will be issued after this message. Processing Continues. The minimum return code LCM receives is 4.

User Response. Either remove the invalid volume record from the TMS Tape Information Response document or change its type to reflect one that has been defined within the TMS Interface Definition Response document or define the record type that was specified for the volume record within the TMS Interface Definition Response document.

LCM0361W

Length of volume name *volume* is greater than 6 characters.

Explanation. The serial attribute specified in the volume record within the TmsTapeInformationResponse XML document has exceeded 6 characters.

System Action. This volume record will be marked as invalid and will not be processed. Message **LCM0362W** will be issued after this message. Processing Continues. The minimum return code LCM receives is 4.

User Response. Modify the serial attribute for the invalid volume record to be 6 characters or less.

LCM0362W

Volume record type does not match any defined record type.

Explanation. A volume record has been marked as invalid due to a previous error.

System Action. This volume record will not be processed. Processing Continues. The minimum return code LCM receives is 4.

User Response. Check the messages before this message to see what caused the volume record to be marked as invalid.

LCM0363W

CData for the element *element* exceeded the total allowed length.

Explanation. The character data specified within the XML element *element* exceeded the maximum size of 4k.

System Action. All data exceeding the 4k boundary is truncated. Processing Continues. The minimum return code LCM receives is 4.

User Response. Reduce the number of characters specified within the cdata of the XML element to be under 4k.

LCM0364W

The return code (*rc*) specified is invalid.

Explanation. The return code that was specified in one of the response XML documents was invalid.

System Action. Processing Continues. The minimum return code LCM receives is 4.

User Response. The return code must be a positive numeric value that does not exceed 1000. Modify the invalid return code in accordance with this rule.

LCM0365W

Invalid field *field* found in TIDR.

Explanation. The field that was specified in the TMS Interface Definition Response document does not match any fields allowed for the TMS OPEN interface.

System Action. LCM terminates with a minimum return code of 8.

User Response. Check the invalid field specified in the Tms Interface Definition Response document and either take out the offending field or change it to match a field that is allowed with the TMS OPEN interface. See the TMS OPEN field table in the LCM *Quick Reference* manual for allowed fields.

LCM0366E

document *document* was invalid at line: *linenumber*

Explanation. The response document specified was invalid in that its format did not match that of the corresponding DTD used to validate the response document.

System Action. LCM terminates with a minimum return code of 8.

User Response. Look at message ID **LCM0367I** that follows this message ID for a description of the validation error. If you still cannot determine how the response document is invalid, look at the corresponding DTD in the LCM Administrator's Guide to see what the rules are for that specific response document.

LCM0367I

description of validation error in LCM0366E

Explanation. This message ID immediately follows LCM0366E. It gives a description of the validation error for the response document specified in **LCM0366E**. Here is a list of the error descriptions that can be displayed with this message ID:

Element is not defined in the DTD.

Element was not correctly placed within the document.

More than one element was specified when no more than one is allowed.

Attributes were not specified correctly for this element.

A child element was not specified when at least one is required.

System Action. LCM terminates with a minimum return code of 8.

User Response. Based on the message description try and determine what the invalid part of the response document is, correct it, and then rerun the job.

LCM0368E

Error parsing XML document *document* at line *linenumber*.

Explanation. The response document specified encountered an error while LCM was parsing the XML document.

System Action. LCM terminates with a minimum return code of 8.

User Response. Look at message ID **LCM0369I** that follows this message ID for a description of the parse error that was encountered. Correct the error and rerun the job

LCM0369I

Parse error: *parse error description*.

Explanation. Contains a brief description of the error that was encountered while parsing the response document. This message always follows **LCM0368E**.

System Action. LCM terminates with a minimum return code of 8.

User Response. Based on the parse error description, correct the error and rerun the job.

LCM0370W

Invalid expiredate in volume *volume*.

Explanation. The field value for expire date is coded incorrectly. If the field value is supposed to contain a special date value then that special date value is coded incorrectly.

System Action. LCM does not process the volume. Processing Continues. The minimum return code LCM receives is 4.

User Response. Check to make sure that the date is correct. If you are unsure on how to code special date values see the LCM Administrator's Guide for more information.

LCM0371E

HTTP error. Description: *description*

Explanation. While LCM was communicating to the agent, an HTTP error occurred which caused communication to cease.

System Action. LCM terminates with a minimum return code of 8.

User Response. Look at the description and try to determine why there was a problem with LCM communicating to the host agent. For detailed descriptions of the HTTP error please refer to the HTTP 1.1 protocol rfc 2616.

LCM0372W

Summary type is not compatible with dynamic field *field*.

Explanation. The summary type specified for dynamic field *field* is not allowed with the dynamic field's data type.

System Action. The summary type for this dynamic field defaults to NONE. Processing continues. The minimum return code LCM receives is 4

User Response. Either change the data type to allow the specified summary type or change the summary type to an allowed value.

LCM0373W

Collate sequence is not compatible with dynamic field *field*.

Explanation. The collate sequence specified for dynamic field *field* is not allowed with the dynamic field's data type.

System Action. The collate sequence for this dynamic field defaults to NORMAL. Processing continues. The minimum return code LCM receives is 4.

User Response. Either change the data type to allow the specified collate sequence or change the collate sequence to an allowed value.

LCM0374W

Collate sequence is invalid for dynamic field *field*.

Explanation. The collate sequence specified for dynamic field *field* is not a valid parameter.

System Action. The collate sequence for this dynamic field defaults to NORMAL. Processing continues. The minimum return code LCM receives is 4.

User Response. Check for misspellings or mistakes of the specified collate sequence.

LCM0375W

Summary type is invalid for dynamic field field.

Explanation. The summary type specified for dynamic field *field* is not a valid parameter.

System Action. The summary type for this dynamic field defaults to NONE Processing continues. The minimum return code LCM receives is 4.

User Response. Check for misspellings or mistakes of the specified summary type.

LCM0376W

Input size is invalid for dynamic field field.

Explanation. The input size for dynamic field *field* contained an invalid value. The input size parameter cannot be less than or equal to zero and cannot contain non-numeric characters.

System Action. The input size does not change from its default value. Processing continues. The minimum return code LCM receives is 4.

User Response. Check for misspellings or mistakes of the specified summary type.

LCM0377W

Input size not used for dynamic field field.

Explanation. The input size for dynamic field *field* does not allow an input size.

System Action. The data type for this dynamic field does not require an input size. The input size does not change from its default value. The minimum return code LCM receives is 4.

User Response. Take out the input size element tag or change the dynamic field to a data type that allows an input size value to be specified.

LCM0378W

Output size is invalid for dynamic field field.

Explanation. The output size for dynamic field *field* contained an invalid value. The input size parameter cannot be less than or equal to zero and cannot contain non-numeric characters.

System Action. The output size does not change from its default value. Processing continues. The minimum return code LCM receives is 4.

User Response. Check for misspellings or mistakes of the specified summary type.

LCM0379E

Datatype is invalid for dynamic field field.

Explanation. The data type specified for dynamic field *field* does not contain a valid data type value.

System Action. LCM terminates with a minimum return code of 8.

User Response. Check for misspellings or mistakes of the specified data type.

LCM0380W

Dynamic field name field exceeded maximum length.

Explanation. The dynamic field name specified within the “name” property value of the “field” element tag exceeded maximum number of characters allowed.

System Action. The field name gets truncated to the maximum length allowed. Processing continues. The minimum return code LCM receives is 4.

User Response. Reduce the number of characters in the field name to an allowed length.

LCM0381E

Duplicate dynamic field name found for field.

Explanation. An alias name or a dynamic field name of the dynamic field *field* matches an alias name or dynamic field name that has already been defined.

System Action. LCM terminates with a minimum return code of 8.

User Response. Change the field or alias name so that it doesn’t match any previously defined dynamic field or alias names

LCM0382E

Field name (field) has invalid character

Explanation. The dynamic field name or alias name *field* contains characters that aren’t allowed.

System Action. LCM terminates with a minimum return code of 8.

User Response. Change the dynamic field or alias name to contain only alphanumeric characters.

LCM0383W

Field field contains non-numeric value in volume volume.

Explanation. The field field is defined as an integer data type but contained non-numeric values in the volume record *volume*.

System Action. LCM replaces the value with a zero. Processing continues. The minimum return code LCM receives is 4.

User Response. Check the volume record to make sure that the value is correct for that field and fix accordingly.

LCM0386I

Connected to agent host *hostname* on port *portnumber*.

Explanation. LCM successfully connected to the ExM Agent on the specified host and port.

System Action. None. Processing continues normally.

User Response. This is informational only to let the user know which agent was used to collect TMS information.

User Response.

LCM0411I

NOCDSCHECK parameter not used.

Explanation. Prior to release 2.1.0, LCM used ddname LCMHSCDB to access the HSC Control Data Set (CDS). LCM now uses an HSC programmatic interface function (QDSN) to locate the active primary HSC CDS. Provided that the HSC is at a high enough maintenance level to support the QDSN function, EXEC statement parameter NOCDSCHECK is no longer required or used. LCM will allocate to the active primary HSC CDS dynamically.

System Action. Processing continues.

User Response. Remove the NOCDSCHECK parameter from the EXEC statement. It is no longer needed.

User Response.

LCM0461W

VTV Duplicate for *volser* in VTVRPT XML.

Explanation. While reading in VTV information from the HSC programmatic interface, a duplicate VTV volume serial was discovered.

System Action. Information on the duplicate volume serial is discarded. Processing continues. The minimum return code LCM receives is 4.

User Response. Investigate the HSC CDS to find out why there is a duplicate volume serial.

LCM0462W

MVC Duplicate for *volser* in MVCRPT XML.

Explanation. While reading in MVC information from the HSC programmatic interface, a duplicate MVC volume serial was discovered.

System Action. Processing continues. The minimum return code LCM receives is 4.

User Response. Investigate the HSC CDS to find out why there is a duplicate volume serial.

LCM0463W

Invalid value in command name response for *volser*: tag name=value.

Explanation. An unexpected or invalid value was returned from the request for information from HSC or VTCS about a volume. The information name and value are included in the message.

System Action. Processing continues. The minimum return code LCM receives is 4.

User Response. Investigate and correct the invalid information about the volume serial by doing HSC or VTCS display commands.

LCM0464E

Buffer overflow processing command name response for *volser*: tag name=value.

Explanation. LCM collects information and stores it in a preallocated memory buffer. If there is not enough memory to hold the information, the information cannot be processed.

System Action. LCM terminates with a User abend code of 1000.

User Response. This is an internal error and should not occur. Contact StorageTek Software Support.

LCM0465E

Invalid type date/time value in command name response for *volser*: date time.

Explanation. An unexpected or invalid date/time value was returned from the request for information from HSC or VTCS about a volume. The information name and value are included in the message.

System Action. LCM terminates with a minimum return code of 8.

User Response. Investigate and correct the invalid information about the volume serial by doing HSC or VTCS display commands.

LCM0468E

UUI type request failed. RC=*returncode* Reason=*reasoncode*
Explanatory-text.

Explanation. LCM issues various requests through the SMC UUI to obtain information and schedule actions for content management. This error indicates that the request itself, not the command LCM was attempting to issue, failed. That is, the error occurred between LCM and the UUI interface.

System Action. LCM terminates with a minimum return code of 8.

User Response. Refer to the SMC Administration and Configuration Guide for information about UUI return and reason codes. Issue the SMC TAPEPlex LIst command to determine if the SMC has connectivity to any TapePlex.

LCM0469E

UUI Command *command* returned RC=*returncode* Reason=
X' *reason1, reason2* '.

Explanation. A command was successfully scheduled through the SMC UUI, but the command itself failed with the indicated return and reason codes. The command may have been an HSC or VTCS command.

System Action. LCM terminates with a minimum return code of 8.

User Response. Refer to the HSC or VTCS *Messages & Codes manual* for information about return and reason codes associated with the HSC Programmatic Interface or contact StorageTek Software Support.

LCM0470I

UUI interface not available.

Explanation. The library software environment is not at NCS 6.2 or above and does not support the Unified User Interface.

System Action. LCM stops processing.

User Response. If your installation has not upgraded to NCS 6.2 or higher, no action is necessary. If your installation is running NCS 6.2 or above, check your LCM STEPLIB to ensure that the current SMC and HSC libraries are included.

LCM0472I

{Command text}

Explanation. When LCM encounters a problem with an HSC or VTCS command, this message is issued to document the command being processed.

System Action. LCM will issue a subsequent message (such as LCM0463W or LCM0469E) to describe the problem.

User Response. Examine the message following LCM0472I for details on the error.

LCM0473W

Process number for command abended. [SYSTEM | USER] completion
code code.

LCM0473W

Process number for command ended with return code code.

Explanation. A subtask created to issue commands ended unexpectedly.

System Action. Processing continues. LCM terminates with a minimum return code of 4.

User Response. This should not occur. Save all job-related input and output and contact StorageTek Software Support.

LCM0474W

Process number for command killed.

Explanation. A subtask created to issue commands was terminated prematurely in response to a second STOP command.

System Action. LCM terminates with a minimum return code of 4.

User Response. If LCM was stopped using an operator command, this is normal and no action is required. Otherwise, save all job-related input and output and contact StorageTek Software Support.

LCM0476I

TapePlex _name_ selected.

Explanation. LCM will obtain information from and issue commands to the indicated TapePlex for this run.

System Action. Processing continues.

User Response. None. Informational only.

LCM0477E

Specified TapePlex _name_ is not type HSC.

Explanation. The specified TapePlex is not of type HSC.

System Action. LCM will terminate with a minimum return code of 8.

User Response. Specify a TapePlex of type HSC.

LCM0478W

Specified TapePlex _name_ has no local server.

Explanation. The specified TapePlex does not have an active, local HSC server. Using LCM to control a remote TapePlex is not supported.

System Action. The selection will be allowed and LCM will continue operating. LCM will complete with a minimum return code of 4.

User Response. Specify a TapePlex of type HSC with a local server.

LCM0479E

Specified TapePlex _name_ not found.

Explanation. The specified TapePlex was not listed by a TAPEPLEX SERVERLIST command.

System Action. LCM will terminate with a minimum return code of 8.

User Response. Specify a TapePlex of type HSC with a local server.

LCM0480E

More than one TapePlex has a local server. Specify the TapePlex for LCM to use.

Explanation. No TapePlex was specified, but multiple TapePlexes with local HSC servers were found. LCM was unable to determine which TapePlex should be used.

System Action. LCM will terminate with a minimum return code of 8.

User Response. Specify a TapePlex of type HSC with a local server.

LCM0481E

No TapePlex has an active local server.

Explanation. No TapePlex was specified and no TapePlexes with local HSC servers were found.

System Action. LCM will terminate with a minimum return code of 8.

User Response. Ensure a TapePlex of type HSC with a local server is available.

LCM0500I

Parameter file contains comments that cross the end of a line.

Explanation. LCM parameter file comments start with a /* and end with an */. At least one comment in the parameter file continues on a second line. LCM does not limit how many lines can be contained in a comment, but this message alerts you in case you continued comments by accident. LCM places a “C” in the parameter file listing just before the “|” that proceeds a line that begins with a continued comment.

System Action. Processing continues.

User Response. If you intended to have comments that continue onto multiple lines, ignore this message; otherwise, you should review the parameter file listing for lines that are proceeded with “C|”.

LCM0502E

Processing terminated because there are errors in the parameter file.

Explanation. Those errors are described by messages printed in the parameter file Listing.

System Action. LCM terminates immediately with a return code of 8.

User Response. Refer to the parameter file Listing for more information.

LCM0503W

Parameter file processing completed successfully with warnings.

Explanation. Warning conditions regarding parameter file content were detected; corresponding warning messages were printed in the message log or parameter file Listing.

System Action. Processing continues.

User Response. No action is required. However, you may wish to review your LCM parameter file to remove parameters that were ignored or have become obsolete.

LCM0504I

Parameter file processing completed successfully.

Explanation. No control statement syntax errors were detected and no warning messages were issued during parameter file processing.

System Action. Processing continues.

User Response. No action is required.

LCM0506E

Processing terminated because there are errors in the VOLDEF file.

Explanation. The error(s) causing termination are described in the LCM VOLDEF file listing.

System Action. LCM terminates immediately with a return code of 8.

User Response. Refer to the VOLDEF file listing for more information.

LCM0507W

VOLDEF file processing completed successfully with warnings.

Explanation. Warning conditions regarding VOLDEF file content were detected; corresponding warning messages were printed in the VOLDEF file listing.

System Action. Processing continues. The minimum return code LCM will receive is 4.

User Response. Refer to the VOLDEF file listing for more information.

LCM0508I

VOLDEF file processing completed successfully.

Explanation. No errors or warnings were encountered in the VOLDEF file.

System Action. Processing continues normally.

User Response. No action is required.

LCM0509I

CHECK option is in effect. No actions will be performed.

Explanation. When the CHECK option is specified, no actions are performed including consolidations, ejects, moves, and scratch synchronization.

System Action. Processing continues.

User Response. None. Informational only.

LCM0510I

Parameter file contains EJFILE and SYNC options. Only SYNC actions will be performed.

Explanation. When the EJFILE option is specified, no moves or ejects are performed. However, when the SYNC option is specified, scratch synchronization is performed. Note that SYNC is a default option. LCM still produces reports as if the ejects had been performed.

System Action. Processing continues.

User Response. None. Informational only.

LCM0511I

Parameter file contains EJFILE and NOSYNC options. No actions will be performed.

Explanation. When the EJFILE option is specified, no moves or ejects are performed. Further, when the NOSYNC option is specified, scratch synchronization is not performed. LCM still produces reports as if the ejects had been performed.

System Action. Processing continues.

User Response. None. Informational only.

LCM0512I

This is a report only run.

Explanation. A report only run does not have a *MANAGE* or *ACTION* statement. No actions, such as moves, ejects, or scratch synchronization will be performed.

System Action. Processing continues.

User Response. None. Informational only.

LCM0513I

HSC VOLDEF file is *dsname*.

Explanation. LCM obtains VOLATTR statements from the HSC VOLDEF file in order to determine the media types of volumes whose media types are not already recorded in the HSC CDS. This message documents the data set name of the VOLDEF file used by LCM.

System Action. Processing continues.

User Response. None. Informational only.

LCM0514I

No HSC VOLDEF file.

Explanation. LCM was unable to locate the HSC VOLDEF file, or no VOLDEF file was defined. LCM attempts to locate the HSC VOLDEF file by using the HSC programmatic interface function QDSN. If this function is not available or if no VOLDEF file has been defined, message LCM0514I is issued.

System Action. Processing continues. LCM will not assign a media type value to volumes whose media types are not recorded in the HSC CDS.

User Response. None, unless volumes of multiple media types are to be managed. If this is the case, define an HSC VOLDEF file that contains VOLATTR statements and conforms to HSC syntax rules. This VOLDEF file should be defined to the HSC. LCM will then use the VOLDEF file to assist in determining the media types of volumes whose media types are not recorded in the HSC CDS. If a VOLDEF file has been defined to the HSC and message LCM0514I still gets issued, verify that you have the HSC maintenance required for full LCM functionality.

LCM0550W

Method file processing completed successfully with warnings.
See LOG messages for additional information.

Explanation. Some volumes in the method file had warnings. Possible reasons include: the volume serial did not exist, it is not in an LSM, it is scratch or cleaning.

System Action. Processing continues. The minimum return code LCM receives is 4.

User Response. If necessary, remove lines from the method file for volumes that cannot have a method assigned to them by LCM.

LCM0552E

Processing terminated because of errors in the method file.
See LOG messages for more information.

Explanation. LCM encountered errors in the method file. The LCM log will have more information. Possible errors include characters after column 16 or an invalid method was specified.

System Action. LCM terminates processing with a minimum return code of 8 after scanning the method file for other errors.

User Response. Determine which volume serial numbers had errors, correct the entry and resubmit the job.

LCM0600W

NUMFREE not met in LSM Group *lsmgrp*: requested=*value*, planned=*value*.

Explanation. LCM was not able to meet its NUMFREE criteria for LSM group *lsmgrp*. Note that *lsmgrp* may be of the form "*lsmgroup.subgroup*" if subgroups are defined on the MANAGE statement. LCM creates as many free cells as it can within the LSM group.

System Action. Processing continues. The minimum return code LCM receives is 4.

User Response. There were probably an insufficient number of cartridges eligible to be ejected or moved for LCM to meet NUMFREE. Examine the Cell Count report for excessive numbers of tapes in the "Not Pickable" columns. You may need to relax one or more of the CYCLESOON, MINREF, MINENTER options, or you may be assigning a method of NEVEREJECT to an excessive number of volumes.

LCM0601W

NUMSCR [for tape group *tapegrp*] not met in LSM Group *lsmgrp* [, subgroup *subgroup*]: requested=*value* planned=*value*.

Explanation. In the named LSM group (and numbered subgroup if listed), LCM was unable to increase the number of scratch volumes for the named tape group (or tape group GENERAL if multiple tape groups are not defined) up to the requested number specified by NUMSCR. The number of scratch volumes requested and the number actually planned are listed in the message text.

System Action. Processing continues. The minimum return code LCM receives is 4.

User Response. There were probably an insufficient number of cartridges eligible to be ejected or moved for LCM to free up enough cells to meet NUMSCR. Examine the Cell Count report for excessive numbers of tapes in the "Not Pickable" columns. You may need to relax one or more of the CYCLESOON, MINREF, or MINENTER options, or you may be assigning a method of NEVEREJECT to an excessive number of tapes.

LCM0602W

AMAXSCR [for tape group *tapegrp*] exceeded in LSM Group *lsmgrp* [, subgroup *subgroup*]: requested=*value* planned=*value*.

Explanation. The number of scratch volumes in tape group *tapegrp* exceeded the value specified for AMAXSCR in LSM group *lsmgrp* and LSM subgroup number *subgroup*. This message will not indicate a tape group if the LCM parameter file does not define multiple subpools and does not manage volumes separately by media type. Similarly, this message will not indicate an LSM subgroup number if LSM group *lsmgrp* has only one LSM subgroup.

This message can indicate one of two problems:

1. The original number of scratch volumes exceeded AMAXSCR and the excess scratch volumes could not be removed.

Excess scratch volumes cannot be removed from an LSM group or subgroup if they cannot be demoted or ejected. Scratch volumes in excess of AMAXSCR cannot be ejected if the NOPICKEJ option is in effect. If NOPICKEJ keeps LCM from ejecting the excess scratch volumes, they must be moved to another LSM subgroup within the same LSM group or demoted to a lower LSM group. If room cannot be made to move all of the excess scratch volumes, this message is issued.

2. Incoming scratch volumes belonged in one or more LSM subgroups that do not exceed AMAXSCR, but even though the LSM group as a whole had enough room to accommodate them, it was not possible to redistribute them within the LSM group to place them where they belonged.

If the LSM subgroup or subgroups in which the volumes belong do not have room for them after demotions have been chosen, non-ignored nonscratch volumes must be moved among LSM subgroups to change the distribution of available room. When this is not possible, LCM places the incoming scratch volumes in LSM subgroups that do have room even if that means exceeding their AMAXSCR criteria.

System Action. Processing continues. The minimum return code LCM receives is 4.

User Response. If the excess scratch volumes are not a problem, consider raising the specified value of AMAXSCR or removing the AMAXSCR criteria from the MANAGE statement.

Otherwise, determine why AMAXSCR could not be met and take action to correct the problem. Correcting the problem may require you to remove the NOPICKEJ option, increase the amount of room available for demoting the excess scratch volumes to lower LSM groups, and increase the number of nonscratch volumes that can be moved and/or ejected.

LCM0603W

```
NUMCLN not met in LSM Group lsmgrp [, subgroup subgroup]:  
requested=value planned=value.
```

Explanation. In the named LSM group (and numbered subgroup if listed), LCM was unable to increase the number of cleaning cartridges up to the requested number specified by NUMCLN. The number of cleaning cartridges requested and the number actually planned are listed in the message text.

System Action. Processing continues. The minimum return code LCM receives is 4.

User Response. There were probably an insufficient number of cartridges eligible to be ejected or moved for LCM to free up enough cells to meet NUMCLN. Examine the Cell Count report for excessive numbers of tapes in the “Not Pickable” columns. You may need to relax one or more of the CYCLESOON, MINREF, or MINENTER options, or you may be assigning a method of NEVEREJECT to an excessive number of tapes.

LCM0604W

```
Unable to clear LSM lsm-id panel panel as requested: count  
volumes remain on the panel.
```

Explanation. The ClearFrozenPanels option was specified and LCM attempted to move or eject all volumes off of the indicated panel. However, some volumes could not be ejected or moved due to restrictions placed on LCM by other parameters for the run. For example, if the volumes had method attribute EJECT(NO) specified LCM would not be able to eject them.

System Action. LCM continues processing normally. The minimum return code LCM will receive is 4.

User Response. To find out which volumes remain on the panel, you can use a REPORT VOLUME statement similar to the following:

```
report volume ddname(frozen)
  when(initiallsmpanelfrozen)
  column(volume,initiallsmpanel,method,methodreason,dsn,...)
  control(initiallsmpanel);
```

Update the report statement as needed to provide additional information about the volumes residing on frozen panels.

LCM0610W

Could not accommodate *number* cartridges from PULLLIST *name*.
See Not Accommodated Enter Report.

Explanation. Some pull list volumes could not be entered because there was not enough room in the LSMs specified in the ENLSMID parameter of the PULLLIST statement (or the default list if ENLSMID was not specified). The Enter Report from LSM contains a list of volume serial numbers that could not be accommodated.

System Action. Processing continues. The minimum return code LCM receives is 4.

User Response. LCM was unable to find enough free cells in the LSMs listed in the ENLSMID parameter of the PULLLIST statement (or the default ENLSMID list) to accommodate the pull list volumes. There was probably an insufficient number of cartridges eligible to be ejected or moved for LCM to free up enough cells. Examine the Cell Count report for excessive numbers of tapes in the “Not Pickable” columns. You may need to relax one or more of the CYCLESOON, MINREF, MINENTER options, or you may be assigning a method of NEVEREJECT to an excessive number of volumes. The volumes that could not be accommodated are listed on the Not Accommodated Enter Report.

If any LSMs were not in the ENLSMID list and have free cells, you may consider using them to enter the volumes listed in the Not Accommodated Enter Report.

LCM0611I

Ejects limited to *number* due to AMAXEJ.

Explanation. LCM limited the total number of ejects to the value specified by OPTIONS AMAXEJ. Because LCM will stop on data set boundaries, the actual number ejected may be slightly lower than the number specified by AMAXEJ.

System Action. LCM continues processing normally.

User Response. None; informational only.

LCM0612I

LCM stopped choosing ejects due to CMAXEJ.

Explanation. LCM stopped choosing ejects for content management because the number of ejects would have exceeded the CMAXEJ value specified on the OPTIONS statement.

System Action. LCM continues processing normally. However, because LCM halted ejects for content management, it is likely that some management criteria will not be met. If that occurs, some warning messages will be issued.

User Response. None; Informational only. Executing the same run again will cause LCM to pick up where it left off.

LCM0700I

TMS read module text.

Explanation. A TMS read module provided with LCM, an installation written custom TMS read exit, an installation defined message sent using the TMS OPEN interface, or a vendor provided TMS read exit program requested that LCM issue this message.

System Action. Processing continues. However, if the exit program returns to LCM with a non-zero return code, an additional warning or error message is issued.

User Response. The response to this message must be defined by the installation or vendor that provided the exit program. The text following message identifier **LCM0700I** may contain an exit-specific message identifier as well. Consult the appropriate documentation to determine what action, if any, is required.

LCM0701W

Text of previous message, LCM0700I, was truncated.

Explanation. The text provided for message LCM0700I was too long to print on a single line in the message file and had to be shortened.

System Action. Processing continues. The minimum return code LCM receives is 4.

User Response. Consult the author of the exit program to determine how the message text can be shortened without losing information.

LCM0800W

Data set identifier *dsid* (line *line*, column *column*) not used.

Explanation. Data set identifier *dsid*, which was coded in the LCM parameter file on the specified line and column, does not cover the controlling data set name of any volume known to LCM. This includes all volumes in all tape management systems that LCM was instructed to use.

Note – Because the most specific matching data set identifier is used to cover a volume, *dsid*, may match the controlling data set name of one or more volumes while not covering any volumes. If this is the case, all data set names matched by *dsid* are also matched by other, more specific data set identifiers.

System Action. Processing continues. The minimum return code LCM will receive is 4.

User Response. If the data set identifier represents data sets that no longer exist, it may be removed from the LCM parameter file. Otherwise, either ignore the message or remove the WARN parameter from the associated DATASET statement.

LCM0851I

No information to print for *rptname* report on line *line*, column *column*.

Explanation. The *rptname* report specified on line *line*, column *column* of the parameter file listing was not produced because there was no information to report.

System Action. Processing continues.

User Response. This message is informational only. If you expected a *rptname* report based on your parameter file, check the following:

Enter Report: The PICKSCR Option or a PULLLIST statement should be specified. Also check the Scratch Count Report, Enter Picked column and the Nonscratch Count Report, Enter column.

Eject Report: Check the criteria specified in the MANAGE statement. Also check the Eject column in the Summary, Scratch Count, and Nonscratch Count reports.

Data Set Report: Check the DATASET statement to make sure that the GDG and/or NONGDG parameter specify a valid data set identifier.

Custom Volume or Custom LSM Report: Check the WHEN condition to see if it filtered all the volumes or LSMs.

LCM0902I

Halting physical cartridge activity due to STOP command.

Explanation. LCM is terminating due to an operator STOP command.

System Action. Processing continues.

User Response. No action is required. If LCM was unable to complete physical cartridge movement, it may be re-executed at some later time.

LCM0904I

Ejects: planned=value done=value. Moves: planned=value done=value.

Explanation. The number of cartridges remaining to be ejected or moved is displayed as part of LCM termination. The planned value represents the projected number of actions. The done value represents the actual number of cartridges that were successfully ejected or moved.

System Action. Processing continues.

No action is required. If LCM was unable to complete planned actions, it may be re-executed at some later time. You may wish to review the LCM log to determine which cartridges were not successfully ejected or moved.

LCM0904I

Ejects: planned=value done=value. Moves: planned=value done=value. Consolidations planned=value done=value.

Explanation. The number of cartridges remaining to be ejected, moved or consolidated is displayed as part of LCM termination. The planned value represents the projected number of actions. The done value represents the actual number of volumes that were successfully ejected, moved, and consolidated.

System Action. Processing continues.

User Response. No action is required. If LCM was unable to complete planned actions, it may be re-executed at some later time. You may wish to review the LCM log to determine which volumes were successfully ejected, moved, or consolidated.

LCM0905I

STOP entered twice. Halting with events still scheduled or active.

Explanation. The LCM STOP command (P LCM) has been entered a second time.

System Action. LCM terminates immediately, without waiting for scheduled actions to complete. If ejects, moves, or consolidations are active, they may continue to completion even though LCM has terminated.

User Response. No action is required.

LCM0906I

Planned/Done: Migrations=planned/done Recalls=planned/done
Exports=planned/done Consolidations=planned/done. Drains=
planned/done.

Explanation. The number of VTVs remaining to be consolidated, migrated, or recalled is displayed as part of LCM termination. The planned value represents the projected number of actions. The done value represents the actual number of VTVs that were successfully consolidated, migrated, or recalled.

System Action. Processing continues.

User Response. No action is required. If LCM was unable to complete planned actions, it may be re-executed at some later time. You may wish to review the LCM log to determine which VTVs were not successfully consolidated, migrated, or recalled.

Parameter File Message Formats

LCM displays messages with a prefix of “LCMI” in the parameter file listing. These messages have the following format:

LCM1nnnc message-text

where:

- *LCMI* is the parameter file message prefix.
- *nnn* is a 3-digit message number which uniquely identifies the message.
- *c* is the message severity as described in [TABLE 1-3](#).

TABLE 1-3 Parameter File Message Severities

Message Code	Description
I	Information message, return code 0.
W	Warning message, return code 4.
E	Error message, return code 8.
C	Catastrophic error message, return code 16.

- *message-text* describes an event, condition, or request and can include text and variable information.

When a parameter file message refers to a specific parameter, it appears below the parameter in the listing as shown in the example in [FIGURE 1-1](#).

```
17 /* Reports. */  
  
18 |  
19 report unknown ddname(reports);  
Message> LCM1147E Invalid REPORT statement subtype.  
20  
21 report scrnt ddname(reports)  
22 summary(lsm total);  
Message> LCM1001E Invalid parameter.  
23  
24 report nonscrnt ddname(reports)  
25 totals(library);  
Message> LCM1142E Invalid TOTALS option.  
26 |
```

FIGURE 1-1 Parameter File Message Example

Parameter File Message Descriptions

LCM1000E

Invalid statement.

Explanation. The parameter file contains an invalid control statement. The message identifier is printed beneath the invalid statement.

System Action. LCM terminates with a minimum return code of 8 after scanning the parameter file for other errors.

User Response. Eliminate the invalid control statement and resubmit the job.

LCM1001E

Invalid parameter.

Explanation. An invalid parameter was coded for a control statement. The message identifier is printed beneath the invalid parameter.

System Action. LCM terminates with a minimum return code of 8 after scanning the parameter file for other errors.

User Response. Eliminate the invalid parameter and resubmit the job.

LCM1002E

Expecting' (' .

Explanation. A required left parenthesis is missing from a control statement. The message identifier is printed beneath the control statement at the point where the left parenthesis was expected.

System Action. LCM terminates with a minimum return code of 8 after scanning the parameter file for other errors.

User Response. Code a left parenthesis as required and resubmit the job.

LCM1003E

Parameter already specified for tape group *tapegrp*.

Explanation. One or more of the parameters NUMSCR, CMAXSCR, AMAXSCR, HSCUNSCR, or BALSCR were specified more than once for the same tape group and LSM subgroup on a MANAGE statement.

System Action. LCM terminates with a minimum return code of 8 after scanning the parameter file for other errors.

User Response. Remove the extraneous parameter and resubmit the job.

LCM1004E

Expecting')' .

Explanation. A required right parenthesis is missing from a control statement. The message identifier is printed beneath the control statement at the point where the right parenthesis was expected.

System Action. LCM terminates with a minimum return code of 8 after scanning the parameter file for other errors.

User Response. Code a right parenthesis as required and resubmit the job.

LCM1005E

Parameter specified more than once.

Explanation. A parameter has been coded twice for the same control statement. The message identifier is printed beneath the second occurrence of the duplicate parameter.

System Action. LCM terminates with a minimum return code of 8 after scanning the parameter file for other errors.

User Response. Eliminate multiple occurrences of the parameter for this control statement and resubmit the job.

LCM1006E

Invalid volume serial number.

Explanation. An invalid volume serial number was coded for the SERIALS parameter. The message identifier is printed beneath the invalid volume serial number.

System Action. LCM terminates with a minimum return code of 8 after scanning the parameter file for other errors.

User Response. Eliminate the invalid volume serial number and resubmit the job.

LCM1007E

Too many tape group names specified.

Explanation. Sufficient SUBPOOL statements were coded to create more than 255 tape groups. If the MEDIA parameter is specified on a SUBPOOL statement, the number of tape groups created for the subpool is equal to the number of different media keywords specified, plus one. If the MEDIA keyword was not coded on a SUBPOOL statement, only one tape group will be created for that subpool.

System Action. LCM terminates with a minimum return code of 8 after scanning the parameter file for other errors.

User Response. Reduce the total number of tape groups by reducing the number of SUBPOOL statements or removing the MEDIA parameter from some SUBPOOL statements. Perhaps several subpools can be merged or some subpools can be managed as a whole (without separating them out by media type).

LCM1008E

Subpool name already specified.

Explanation. The same subpool name is coded for two SUBPOOL statements. The message identifier is printed beneath the second occurrence of the duplicate subpool name. This message is also issued if you code a SUBPOOL statement for subpool GENERAL because LCM has automatically defined subpool GENERAL internally.

System Action. LCM terminates with a minimum return code of 8 after scanning the parameter file for other errors.

User Response. Ensure that all subpool names are unique and resubmit the job.

LCM1009E

Invalid volume serial number range.

Explanation. An invalid volume serial number range was coded for the SERIALS parameter. The message identifier is printed beneath the invalid volume serial number range.

System Action. LCM terminates with a minimum return code of 8 after scanning the parameter file for other errors.

User Response. Eliminate the invalid volume serial number range and resubmit the job.

LCM1010E

Too many volume serial number ranges specified.

Explanation. More than 1000 volume serial number ranges were coded for all SUBPOOL statements.

System Action. LCM terminates with a minimum return code of 8 after scanning the parameter file for other errors.

User Response. Reduce the total number of volume serial number ranges coded for all subpool statements and resubmit the job.

LCM1011E

Subpool volume serial number ranges overlap.

Explanation. Two volume serial number ranges imply the same volume serial number(s). The message identifier is printed beneath the volume serial number range that introduced the intersection.

System Action. LCM terminates with a minimum return code of 8 after scanning the parameter file for other errors.

User Response. Ensure no two subpools define the same volume serial numbers and resubmit the job.

LCM1012W

IGNORE and TMSNAME parameters are mutually exclusive.
Ignoring TMSNAME parameter.

Explanation. The IGNORE parameter indicates that LCM should not use tape management system information for volumes in the subpool. The TMSNAME parameter indicates a specific tape management system from which LCM should obtain information. These parameters are in conflict with each other.

System Action. The TMSNAME parameter is ignored. The minimum return code LCM receives is 4. Processing Continues.

User Response. If the tape management system information is wanted for volumes in this subpool, remove the IGNORE parameter. Otherwise, remove the TMSNAME parameter instead.

LCM1013E

Invalid TITLE.

Explanation. A title is longer than 70 characters or is not coded as a character string. The message identifier is printed beneath the invalid title.

System Action. LCM terminates with a minimum return code of 8 after scanning the parameter file for other errors.

User Response. Code the title as a character string which is 70 characters or less in length, then resubmit the job.

LCM1014E

The NOSYNC option and the HSCUNSCR parameter are mutually exclusive.

Explanation. The HSCUNSCR parameter requires that the SYNC option be in effect.

System Action. LCM terminates with a minimum return code of 8 after scanning the parameter file for other errors.

User Response. Remove either the NOSYNC or HSCUNSCR parameter, then resubmit the job.

LCM1015E

Invalid LSMID.

Explanation. The LSM id is not coded as a 3-digit hexadecimal number. The message identifier is printed beneath the invalid LSM id.

System Action. LCM terminates with a minimum return code of 8 after scanning the parameter file for other errors.

User Response. Code the LSM id as a 3-digit hexadecimal number and resubmit the job.

LCM1016E

Too many subpools specified.

Explanation. More than 255 SUBPOOL statements were coded in the LCM parameter file.

System Action. LCM terminates with a minimum return code of 8 after scanning the parameter file for other errors.

User Response. Reduce the total number of SUBPOOL statements. Perhaps several subpools can be merged and managed together.

LCM1017E

Invalid LSM group name.

Explanation. An LSM group name is not valid or was not defined on a MANAGE statement. The LSM group name cannot exceed 10 characters in length.

System Action. LCM terminates with a minimum return code of 8 after scanning the parameter file for other errors.

User Response. Code a syntactically valid and defined LSM group name and resubmit the job.

LCM1018E

Cannot specify VIRTUAL as an LSMGRP name.

Explanation. VIRTUAL is reserved and cannot be used as the name of a physical LSM Group.

System Action. LCM terminates with a minimum return code of 8 after scanning the parameter file for other errors.

User Response. Choose a different name for your LSM Group. Correct the LCM syntax and re-submit the job.

LCM1020I

CELL address AAL:PP:RR:CC converted to AA:0L:PP:RR:CC.

Explanation. LCM always uses the new AA:LL format for LSM-ids. The older AAL format was detected for a cell location specified in the LCM parameter file and was converted to the new format.

System Action. None.

User Response. Review LCM parameter files and update them to use the new AA:LL format for all LSM-ids.

LCM1021E

LSM lsm-id is unallocated.

Explanation. The LSM has been partitioned for use by another system and cannot be managed by LCM. You can not specify unallocated LSMs on MANAGE statements or the TO operand of an ACTION MOVE statement.

System Action. LCM terminates with a minimum return code of 8 after scanning the parameter file for other errors.

User Response. Ensure that unallocated LSMs are not specified where they are not allowed, then resubmit the job.

LCM1022I

LSM lsm-id is unallocated and will not be managed.

Explanation. The MANAGE statement ACSID parameter specified an ACS that includes one or more unallocated LSMs. Unallocated LSMs cannot be managed by LCM and will be automatically excluded from MANAGE ACSID statements.

System Action. Processing continues.

User Response. No action is needed, but if you wish to avoid this message, update your MANAGE statement to use LSMID instead of ACSID and only include allocated LSMs in the LSMID parameter

LCM1023E

All LSMs in ACS acs-id are unallocated.

Explanation. The MANAGE statement ACSID parameter specified an ACS that contains only unallocated LSMs. Unallocated LSMs cannot be managed by LCM.

System Action. LCM terminates with a minimum return code of 8 after scanning the parameter file for other errors.

User Response. Remove the MANAGE statement or correct it to specify an ACS that contains allocated LSMs.

LCM1024E

Unexpected end of parameter file.

Explanation. More parameters were expected than were coded for the last control statement in the parameter file.

System Action. LCM terminates with a minimum return code of 8 after scanning the parameter file for other errors.

User Response. Ensure every control statement in the parameter file is terminated by a semicolon and resubmit the job.

LCM1025E

Invalid subpool name.

Explanation. A subpool name has not been defined previously or is not coded as a character string. The message identifier is printed beneath the invalid subpool name.

System Action. LCM terminates with a minimum return code of 8 after scanning the parameter file for other errors.

User Response. Ensure the subpool name is coded as a character string and is defined by a previous SUBPOOL statement. Then, resubmit the job.

LCM1026E

Statement specified more than once.

Explanation. The same statement was coded twice. The message identifier is printed beneath the second occurrence of the duplicate statement.

System Action. LCM terminates with a minimum return code of 8 after scanning the parameter file for other errors.

User Response. Eliminate the duplicate statement and resubmit the job.

LCM1030E

Invalid location name.

Explanation. A location name is longer than 8 characters or is not coded as a character string. The message identifier is printed beneath the invalid location name.

System Action. LCM terminates with a minimum return code of 8 after scanning the parameter file for other errors.

User Response. Code a location name as a character string which is 8 characters or less in length and resubmit the job.

LCM1031E

Location code already used.

Explanation. The same location code is coded for two LOCATION statements. The message identifier is printed beneath the second occurrence of the duplicate location code.

System Action. LCM terminates with a minimum return code of 8 after scanning the parameter file for other errors.

User Response. Reechoed the duplicate location code as a unique location code resubmit the job.

LCM1032E

Invalid location code.

Explanation. A location code is longer than 8 characters or is not coded as a character string. The message identifier is printed beneath the invalid location code.

System Action. LCM terminates with a minimum return code of 8 after scanning the parameter file for other errors.

User Response. Code a location code as a character string which is 8 characters or less in length and resubmit the job.

LCM1033E

Invalid or missing vault name.

Explanation. Either the NAME parameter was missing from the VAULT statement or the vault name specified was invalid. The name must be no longer than 8 characters and must match the name of a vault in the CDS.

System Action. LCM terminates with a minimum return code of 8 after scanning the parameter file for other errors.

User Response. Code the NAME parameter with a valid vault name.

LCM1034E

CODE or DEFAULT is required.

Explanation. Neither the CODE parameter nor the DEFAULT parameter was coded for a LOCATION statement. The message identifier is printed beneath the LOCATION statement in error.

System Action. LCM terminates with a minimum return code of 8 after scanning the parameter file for other errors.

User Response. Provide a CODE or DEFAULT parameter for the LOCATION statement and resubmit the job.

LCM1037E

Expecting ending quote.

Explanation. A single quote mark (') was expected at the end of a character string, but none was found. The message identifier is printed beneath the string at the point where the single quote was expected.

System Action. LCM terminates with a minimum return code of 8 after scanning the parameter file for other errors.

User Response. Code the character string as a quoted string and resubmit the job.

LCM1038I

LSM *lsm-id* will not be managed during this LCM run.

Explanation. LSM *lsm-id* was found in the HSC CDS, but there was no LCM statement that defined it or referred to it.

System Action. Processing continues.

User Response. Informational only..

LCM1039E

Expecting ', ' or ') '.

Explanation. A required comma or right parenthesis is missing from a control statement. The message identifier is printed beneath the control statement at the point where the comma or right parenthesis was expected.

System Action. LCM terminates with a minimum return code of 8.

User Response. Correct the indicated error and resubmit the job.

LCM1041E

SUBPOOL statements must be placed before MANAGE statements.

Explanation. A SUBPOOL statement was found coded after a MANAGE statement. The message identifier is printed beneath the SUBPOOL statement which is coded out of order.

System Action. LCM terminates with a minimum return code of 8 after scanning the parameter file for other errors.

User Response. Ensure all SUBPOOL statements coded in the parameter file precede the first MANAGE statement in the file and resubmit the job.

LCM1042E

At least one ACTION, MANAGE, REPORT LSM, or REPORT VOLUME statement must be supplied.

Explanation. The LCM parameter file does not contain enough instructions to proceed. At least one ACTION statement, MANAGE statement, or REPORT statement is required for an LCM parameter file.

System Action. LCM terminates processing with a minimum return code of 8.

User Response. Code at least one ACTION, MANAGE, REPORT LSM, or REPORT VOLUME statement and re-submit the job.

LCM1043E

LCMMAIN must be APF authorized.

Explanation. The LCM load module LCMMAIN must reside in an APF authorized data set and must have been link-edited with an authorization code of 1. All libraries in the STEPLIB concatenation must also be APF authorized.

System Action. LCM terminates with a minimum return code of 8 after scanning the parameter file for other errors.

User Response. Ensure that the LCMMAIN load module is APF-authorized.

LCM1046E

Invalid data set identifier.

Explanation. The data set identifier is not valid according to the syntax rules described in *LCM User's Guide*.

System Action. LCM terminates with a minimum return code of 8 after scanning the parameter file for other errors.

User Response. Code a valid data set identifier and resubmit the job.

LCM1047E

Data set identifier already specified.

Explanation. The same data set identifier was coded for a previous DATASET statement. The message identifier is printed beneath the second occurrence of the duplicate data set identifier.

System Action. LCM terminates with a minimum return code of 8 after scanning the parameter file for other errors.

User Response. Eliminate the duplicate data set identifier and resubmit the job.

LCM1048E

Tape group *tapegrp* is already defined.

Explanation. The same subpool name is coded for two or more SUBPOOL statements, causing tape group *tapegrp* to get created multiple times. The message is printed under the duplicate occurrences of the subpool name.

System Action. LCM terminates with a minimum return code of 8 after scanning the parameter file for other errors.

User Response. Ensure that no two SUBPOOL statements cause tape groups of the same name to be created.

LCM1049E

NONGDG and GDG parameters are mutually exclusive.

Explanation. The NONGDG and GDG parameters are coded for the same DATASET statement.

System Action. LCM terminates with a minimum return code of 8 after scanning the parameter file for other errors.

User Response. Code either the NONGDG parameter or GDG parameter for the DATASET statement and resubmit the job.

LCM1050E

Expecting SERIAL or PARALLEL.

Explanation. The ECAP option requires a keyword subparameter of SERIAL or PARALLEL. The specified subparameter was not one of these keywords.

System Action. LCM terminates with a minimum return code of 8 after scanning the parameter file for other errors.

User Response. Specify SERIAL or PARALLEL for this parameter.

LCM1053E

WHEN, LISTDD, LISTDSN, and STORAGECLASS are mutually exclusive.

Explanation. The WHEN, LISTDD, LISTDSN, and STORAGECLASS parameters each specify the volumes or LSMs to include in the statement. These parameters are in conflict with each other.

System Action. LCM terminates with a minimum return code of 8.

User Response. Provide only one of these parameters for this statement and resubmit the job.

LCM1054E

STORAGECLASS, VTV, EJECT, and LIMIT are mutually exclusive.

Explanation. The STORAGECLASS parameter selects MVCs and conflicts with the VTV keyword. In addition, a restriction disallows use of EJECT and LIMIT when STORAGECLASS is specified.

System Action. LCM terminates with a minimum return code of 8.

User Response. Provide only one of these three parameters for this statement and resubmit the job.

LCM1055E

ACTION EXPORT STORAGECLASS statements must be placed before any other ACTION statements.

Explanation. All ACTION EXPORT statements with the STORAGECLASS parameter must be specified before any other ACTION statements. STORAGECLASS selects all MVCs in the specified storage classes. This restriction ensures that no other ACTION statements attempt to select any of the same MVCs.

System Action. LCM terminates with a minimum return code of 8.

User Response. Move all ACTION EXPORT statements that specify STORAGECLASS above other ACTION statements and resubmit the job.

LCM1056E

Expecting a list of storage classes.

Explanation. One or more storage classes was expected, but none was found. The message identifier is printed where the storage class was expected.

System Action. LCM terminates with a minimum return code of 8.

User Response. Provide a valid storage class and resubmit the job.

LCM1057E

Invalid storage class.

Explanation. The specified storage class is invalid. The message identifier is printed beneath the invalid storage class.

System Action. LCM terminates with a minimum return code of 8.

User Response. Provide a valid storage class and resubmit the job.

LCM1058E

Storageclass specified more than once.

Explanation. A storage class can only be specified once across all ACTION EXPORT statements that specify the STORAGECLASS keyword. The message identifier is printed beneath the recurring instance of the storage class.

System Action. LCM terminates with a minimum return code of 8.

User Response. Change the statements to ensure no storage class is specified more than once across all ACTION EXPORT statements, and resubmit the job.

LCM1059E

Invalid or undefined method.

Explanation. The management method being referenced was not previously defined with a METHOD statement and is not one of the management methods predefined by LCM.

System Action. LCM terminates with a minimum return code of 8 after scanning the parameter file for other errors.

User Response. Check the spelling of the method name in the reference. If it is correct, ensure that a METHOD statement defining the method precedes the reference.

LCM1060E

Maximum number of storage classes exceeded.

Explanation. LCM limits the number of storage classes that can be specified on the STORAGECLASS keyword to 2000. That limit was exceeded.

System Action. LCM terminates with a minimum return code of 8.

User Response. Reduce the number of storage classes to 2000 or fewer and resubmit the job.

LCM1062E

Either the GDG or NONGDG parameter must be specified.

Explanation. You must code the GDG or NONGDG parameter for a DATASET statement.

System Action. LCM terminates with a minimum return code of 8 after scanning the parameter file for other errors.

User Response. Code the GDG or NONGDG parameter and resubmit the job.

LCM1064E

Expecting a number of days between 1 and 99.

Explanation. The number of days must be coded as a decimal number between 1 and 99.

System Action. LCM terminates with a minimum return code of 8 after scanning the parameter file for other errors.

User Response. Code days as a decimal number between 1 and 99 and resubmit the job.

LCM1065I

VTV *volser* not made scratch as it was selected within designated grace period.

Explanation. VTV *volser* is nonscratch in VSM but is marked in the tape management system as scratch. However, scratch status synchronization was not performed for the volume because it has been referenced within the grace period specified in the OPTIONS SYNCVTV parameter.

System Action. Scratch processing for the volume is bypassed and LCM continues.

User Response. No action required.

LCM1066E

Expecting a maximum number of days between 0 and 999.

Explanation. The number of days must be coded as a decimal number between 0 and 999.

System Action. LCM terminates with a minimum return code of 8 after scanning the parameter file for other errors.

User Response. Code days as a decimal number between 0 and 999 and resubmit the job.

LCM1070E

DEFAULT is mutually exclusive with CODE.

Explanation. If DEFAULT is coded, CODE can not be coded and vice versa.

System Action. LCM terminates with a minimum return code of 8 after scanning the parameter file for other errors.

User Response. Define a specific location by coding CODE or define a default location by coding the DEFAULT parameter. Then, resubmit the job.

LCM1072E

DEFAULT has already been specified on a LOCATION statement.

Explanation. A DEFAULT location has already been defined by a previous LOCATION statement. The message identifier is printed beneath the second occurrence of the LOCATION statement DEFAULT parameter.

System Action. LCM terminates with a minimum return code of 8 after scanning the parameter file for other errors.

User Response. Eliminate the redundant LOCATION statement and resubmit the job.

LCM1078E

Single generation cannot be specified as a data set identifier.

Explanation. A data set identifier cannot contain a suffix qualifier of the form *GnnnnVnn* in which *nnnn* and *nn* are four-digit and two-digit decimal numbers, respectively.

System Action. LCM terminates with a minimum return code of 8 after scanning the parameter file for other errors.

User Response. Eliminate the suffix qualifier, *GnnnnVnn*, and resubmit the job.

LCM1080I

Parameter is obsolete and has been ignored.

Explanation. The following options are obsolete: NOCHECK, NOSCAN.

System Action. Processing continues.

User Response. NOCHECK and NOSCAN are default execution options and can no longer be coded explicitly. Remove these options from the OPTIONS control statement.

LCM1081I

Automatic reports suppressed because there is no MANAGE statement.

Explanation. Automatic reports are produced to provide library content management information, such as actions taken or planned by LCM. These reports are not produced if no MANAGE statement is present in the LCM parameter file.

System Action. Processing Continues.

User Response. None; Informational only.

LCM1082E

The *rptname* report which was referenced on line *line* column *column* requires a MANAGE statement.

Explanation. On a Report Only run, a report other than REPORT LSM or REPORT VOLUME was specified.

System Action. LCM terminates processing with a minimum return code of 8 after scanning the parameter file for other errors.

User Response. Only REPORT LSM and REPORT VOLUME statements are valid on a Report-Only run. To generate a Report-Only run, remove any REPORT statement(s) other than REPORT LSM or REPORT VOLUME from your parameter file and resubmit the job. To generate any other report types, add a MANAGE statement and resubmit the job.

LCM1083W

Unqualified *scratch* parameter does not apply to any defined tape groups. Parameter ignored.

Explanation. Tape groups in IGNORED subpools and tape groups defined for MEDIA(VIRTUAL) cannot be managed using scratch criteria keywords on the MANAGE statement. All SUBPOOL statements specify either IGNORE or MEDIA(VIRTUAL).

System Action. LCM terminates with a minimum return code of 8 after scanning the parameter file for other errors.

User Response. Remove NUMSCR, CMAXSCR, AMAXSCR, HSCUNSCR, DISTSCR, and BALSCR parameters from the MANAGE statements in the parameter file or define tape groups that are not ignored and are not for virtual volumes only.

LCM1084E

This tape group cannot be specified because it is being ignored.

Explanation. The IGNORE parameter was specified on the SUBPOOL statement that created this tape group and the tape group was specified as a qualifier on the NUMSCR, CMAXSCR, AMAXSCR, HSCUNSCR, DISTSCR, or BALSCR parameter of the MANAGE statement.

System Action. LCM terminates with a minimum return code of 8 after scanning the parameter file for other errors.

User Response. Remove the tape group from the MANAGE statement parameter or remove the IGNORE parameter from the SUBPOOL statement that created the tape group. Then resubmit the job.

LCM1089E

Invalid FOR parameter.

Explanation. The REPORT DATASET statement contains an invalid FOR parameter. The valid FOR parameters for the REPORT DATASET statement are ALL, MANAGEDLSM, STATEMENT and REPORT.

System Action. LCM terminates with a minimum return code of 8 after scanning the parameter file for other errors.

User Response. Correct the REPORT DATASET statement and resubmit the job.

LCM1090E

This LSMID is not defined in the CDS.

Explanation. LCM was not able to find a definition for the LSMID in the HSC CDS.

System Action. LCM terminates with a minimum return code of 8 after scanning the parameter file for other errors.

User Response. Remove or correct the LSMID.

LCM1091E

This name has already been used as an LSM or LSM group name.

Explanation. The name has already been used on a MANAGE statement as an LSM name or an LSM group name.

System Action. LCM terminates with a minimum return code of 8 after scanning the parameter file for other errors.

User Response. Ensure that all LSM names and LSM group names coded on MANAGE statements are unique, then resubmit the job.

LCM1092E

NUMSCR value must not exceed its corresponding CMAXSCR value.

Explanation. Within the criteria for an ACSID or LSMID on a MANAGE statement, the NUMSCR value for a scratch pool (or for the GENERAL pool if no scratch pool suffix was coded) was found to be larger than the corresponding CMAXSCR value for that subpool.

System Action. LCM terminates with a minimum return code of 8 after scanning the parameter file for other errors.

User Response. Ensure that the NUMSCR parameter does not exceed the CMAXSCR parameter for the scratch subpool, then resubmit the job.

LCM1093E

NUMSCR value must not exceed its corresponding AMAXSCR value.

Explanation. Within the criteria for an ACSID or LSMID on a MANAGE statement, the NUMSCR value for a scratch pool (or for all subpools if no subpool suffixes were coded, or for the GENERAL pool if no subpool statements were coded) was found to be larger than the corresponding AMAXSCR value for that subpool.

System Action. LCM terminates with a minimum return code of 8 after scanning the parameter file for other errors.

User Response. Ensure that the NUMSCR parameter does not exceed the AMAXSCR parameter for the scratch subpool, then resubmit the job.

LCM1094E

CMAXSCR value must not exceed its corresponding AMAXSCR value.

Explanation. Within the criteria for an ACSID or LSMID on a MANAGE statement, the CMAXSCR value for a subpool (or for all subpools if no subpool suffixes were coded, or for the GENERAL pool if no subpool statements were coded) was found to be larger than the corresponding AMAXSCR value for that subpool.

System Action. LCM terminates with a minimum return code of 8 after scanning the parameter file for other errors.

User Response. Ensure that the CMAXSCR parameter does not exceed the AMAXSCR parameter for the scratch subpool, then resubmit the job.

LCM1095E

Invalid TMS statement subtype.

Explanation. The TMS statement type was not recognized as the name of a supported tape management system.

System Action. LCM terminates with a minimum return code of 8 after scanning the parameter file for other errors.

User Response. Correct the TMS statement subtype, then resubmit the job.

LCM1096E

Invalid TMS name.

Explanation. The TMS name was syntactically invalid. The content of the NAME operand of the TMS statement cannot exceed 10 characters.

System Action. LCM terminates with a minimum return code of 8 after scanning the parameter file for other errors.

User Response. Correct the TMS name on the TMS statement, then resubmit the job.

LCM1097E

TMS name already specified.

Explanation. The tape management system name was already specified on a prior TMS statement.

System Action. LCM terminates with a minimum return code of 8 after scanning the parameter file for other errors.

User Response. Remove the duplicate TMS name and resubmit the job.

LCM1098E

Invalid DDname.

Explanation. A ddname specification was syntactically invalid. The ddname cannot exceed 8 characters in length, it must be alphanumeric and its first character must be alphabetic or a national character.

System Action. LCM terminates with a minimum return code of 8 after scanning the parameter file for other errors.

User Response. Correct the ddname operand in error and resubmit the job.

LCM1101E

This parameter must be specified before an LSMID parameter.

Explanation. If the NEXT, DISTFREE or DISTSCR parameters are coded on a MANAGE statement, they must appear before the LSMID parameter.

System Action. LCM terminates with a minimum return code of 8 after scanning the parameter file for other errors.

User Response. Move the NEXT, DISTFREE and/or DISTSCR parameters so that they precede the LSMID parameter on the MANAGE statement, then resubmit the job.

LCM1102E

This parameter must be specified before an ACSID or LSMID parameter.

Explanation. If the LSMGRP or HSCUNSCR parameters are coded on a MANAGE statement, they must appear before the ACSID or LSMID parameters.

System Action. LCM terminates with a minimum return code of 8 after scanning the parameter file for other errors.

User Response. Move the LSMGRP and/or HSCUNSCR parameters so that they precede the LSMID or ACSID parameter on the MANAGE statement, then resubmit the job.

LCM1103E

The ACSID parameter is mutually exclusive with the DISTFREE, DISTSCR and NEXT parameters.

Explanation. The DISTFREE, DISTSCR and NEXT parameters are not used in conjunction with the ACSID parameter of the MANAGE statement. They should only be used with the LSMID parameter.

System Action. LCM terminates with a minimum return code of 8 after scanning the parameter file for other errors.

User Response. Remove the DISTFREE, DISTSCR and/or NEXT parameters, or replace the ACSID parameter with appropriate LSMID parameters, then resubmit the job.

LCM1104E

Invalid DISTSCR. Should be number between 0 and 100.

Explanation. The DISTSCR operand of the MANAGE statement should be specified as a percentage between 0 and 100.

System Action. LCM terminates with a minimum return code of 8 after scanning the parameter file for other errors.

User Response. Correct the DISTSCR parameter, then resubmit the job.

LCM1105E

Invalid DISTFREE. Should be number between 0 and 100.

Explanation. The DISTFREE operand of the MANAGE statement should be specified as a percentage between 0 and 100.

System Action. LCM terminates with a minimum return code of 8 after scanning the parameter file for other errors.

User Response. Correct the DISTFREE parameter, then resubmit the job.

LCM1106E

The ACSID and LSMID parameters can not be specified in the same statement.

Explanation. The ACSID and LSMID operands of the MANAGE statement are mutually exclusive.

System Action. LCM terminates with a minimum return code of 8 after scanning the parameter file for other errors.

User Response. Remove either the ACSID or LSMID operand from the MANAGE statement, then resubmit the job.

LCM1107E

Invalid BALFREE. Should be a number between 0 and 99999999.

Explanation. The BALFREE parameter of the MANAGE statement should be numeric, and should not exceed a value of 99999999.

System Action. LCM terminates with a minimum return code of 8 after scanning the parameter file for other errors.

User Response. Correct the BALFREE parameter, then resubmit the job.

LCM1108E

This parameter must be specified after an ACSID or LSMID parameter.

Explanation. On the MANAGE statement, the BALFREE, BALSCR, NUMFREE, NUMSCR, CMAXSCR and AMAXSCR parameters must follow an ACSID or LSMID parameter.

System Action. LCM terminates with a minimum return code of 8 after scanning the parameter file for other errors.

User Response. Move the parameter(s) in error to follow the ACSID or LSMID parameter on the MANAGE statement, then resubmit the job.

LCM1109E

Invalid NUMFREE. Should be a number between 0 and 99999999.

Explanation. The NUMFREE parameter of the MANAGE statement should be numeric, and should not exceed a value of 99999999.

System Action. LCM terminates with a minimum return code of 8 after scanning the parameter file for other errors.

User Response. Correct the NUMFREE parameter, then resubmit the job.

LCM1110E

Invalid AMAXSCR. Should be a number between 0 and 99999999.

Explanation. The AMAXSCR parameter of the MANAGE statement should be numeric, and should not exceed a value of 99999999.

System Action. LCM terminates with a minimum return code of 8 after scanning the parameter file for other errors.

User Response. Correct the AMAXSCR parameter, then resubmit the job.

LCM1111E

Invalid NUMSCR. Should be a number between 0 and 9999999.

Explanation. The NUMSCR parameter of the MANAGE statement should be numeric, and should not exceed a value of 9999999.

System Action. LCM terminates with a minimum return code of 8 after scanning the parameter file for other errors.

User Response. Correct the NUMSCR parameter, then resubmit the job.

LCM1112E

The ACSID, LSMID, or VIRTUAL parameter must be specified.

Explanation. The MANAGE statement requires an ACSid or LCMid for managing physical LSMs, or the VIRTUAL parameter to indicate that virtual tape is being managed.

System Action. LCM terminates with a minimum return code of 8 after scanning the parameter file for other errors.

User Response. Correct the MANAGE statement re-submit the job.

LCM1113E

Default LSMGRP could not be assigned.

Explanation. LCM was unable to construct a default LSMGRP name. The internally-constructed name would have been truncated.

System Action. LCM terminates with a minimum return code of 8 after scanning the parameter file for other errors.

User Response. You might have more than 9999 MANAGE statements coded in your LCM parameter file. If this is not the case, save all job-related input and output and contact StorageTek Software Support.

LCM1114E

This LSMID has already been specified.

Explanation. The LSMID specified has already been defined previously. LSMIDs must be unique.

System Action. LCM terminates with a minimum return code of 8 after scanning the parameter file for other errors.

User Response. Ensure that all LSMIDs in the parameter file are unique, then resubmit the job.

LCM1115E

A single MANAGE statement can only manage the LSMs in one ACS.

Explanation. The LSMIDs named on a single MANAGE statement must all reside within the same ACS.

System Action. LCM terminates with a minimum return code of 8 after scanning the parameter file for other errors.

User Response. Modify your MANAGE statement(s) so that each MANAGE statement refers only to LSMs within a specific ACS, then resubmit the job.

LCM1116E

Invalid ACSID.

Explanation. The ACSID specified is either syntactically invalid or not present in the HSC CDS. The ACSID must consist of a two-digit hexadecimal number and must contain at least one LSM.

System Action. LCM terminates with a minimum return code of 8 after scanning the parameter file for other errors.

User Response. Correct the ACSID parameter, then resubmit the job.

LCM1117E

At least one LSM in this ACS is already managed.

Explanation. An ACSID was coded on a MANAGE statement and the ACS contains at least one LSM that appeared on a previous MANAGE statement. ACSID and LSMID parameters may be used on different MANAGE statements, but you cannot define each LSM more than once.

System Action. LCM terminates with a minimum return code of 8 after scanning the parameter file for other errors.

User Response. Modify your MANAGE statements so that each LSM is only defined once, via either the LSMID or ACSID parameters, then resubmit the job.

LCM1118E

Invalid or undefined tape group name.

Explanation. The tape group coded in a MANAGE statement has not been defined by a SUBPOOL statement, or is syntactically invalid. The tape group name must be 25 or less characters in length and alphanumeric.

System Action. LCM terminates with a minimum return code of 8 after scanning the parameter file for other errors.

User Response. Correct the tape group parameter, then resubmit the job.

LCM1119E

Invalid BALSCR. Should be a number between 0 and 9999999.

Explanation. The BALSCR operand was syntactically invalid. It must be a numeric value, between 0 and 9999999.

System Action. LCM terminates with a minimum return code of 8 after scanning the parameter file for other errors.

User Response. Correct the BALSCR value, then resubmit the job.

LCM1120E

Invalid CMAXSCR. Should be a number between 0 and 9999999.

Explanation. The CMAXSCR operand was syntactically invalid. It must be a numeric value, between 0 and 9999999.

System Action. LCM terminates with a minimum return code of 8 after scanning the parameter file for other errors.

User Response. Correct the CMAXSCR value, then resubmit the job.

LCM1121E

LSM group *name* which was referenced on line *line* column *column* was not defined with an LSMGRP parameter on a MANAGE statement.

Explanation. A reference to an undefined LSM group or an LSM group defined with the UNMANAGED statement was found. LSM groups referenced with the NEXT parameter of a MANAGE statement or with the LSMGRP parameter of a METHOD statement must be defined by a MANAGE statement.

System Action. LCM terminates with a minimum return code of 8 after scanning the parameter file for other errors.

User Response. Ensure that all LSM groups are defined correctly, then resubmit the job.

LCM1122E

LSM group next was specified in NEXT parameter for LSMGRP name but is not in same ACS.

Explanation. A NEXT parameter for an LSM group referred to an LSM group in a different ACS. An LSM group hierarchy defined by the LSMGRP and NEXT parameters must reside within the same ACS.

System Action. LCM terminates with a minimum return code of 8 after scanning the parameter file for other errors.

User Response. Ensure that all LSMGRPs and their NEXT parameters refer to LSMs within the same ACS, then resubmit the job.

LCM1123E

The NAME parameter must be specified first on the method statement.

Explanation. The NAME parameter of the METHOD statement must be the first operand specified.

System Action. LCM terminates with a minimum return code of 8 after scanning the parameter file for other errors.

User Response. Ensure that a valid NAME parameter is the first parameter of the METHOD statement, then resubmit the job.

LCM1124E

The NAME parameter is required on the METHOD statement.

Explanation. The NAME parameter of the METHOD statement is a required parameter.

System Action. LCM terminates with a minimum return code of 8 after scanning the parameter file for other errors.

User Response. Ensure that the METHOD statement contains a valid NAME parameter, then resubmit the job.

LCM1126E

Method name *name* has already been defined.

Explanation. The method name was defined on a previous METHOD statement. Method names must be unique.

System Action. LCM terminates with a minimum return code of 8 after scanning the parameter file for other errors.

User Response. Ensure that all METHOD names are unique, then resubmit the job.

LCM1127E

Invalid eject type. Should be YES, NO, or ASNEEDED.

Explanation. The EJECT parameter of the METHOD statement must be one of the above values.

System Action. LCM terminates with a minimum return code of 8 after scanning the parameter file for other errors.

User Response. Correct the EJECT parameter, then resubmit the job.

LCM1128E

Invalid ORDER. Should be a number between 1 and 100.

Explanation. The ORDER parameter of the METHOD statement is incorrect. It should be a numeric value between 1 and 100.

System Action. LCM terminates with a minimum return code of 8 after scanning the parameter file for other errors.

User Response. Correct the ORDER parameter, then resubmit the job.

LCM1129E

Invalid condition variable.

Explanation. An invalid or unsupported condition variable name was found on the COND parameter of the METHOD statement. The supported condition variables are CREATE, COPY, GEN and REF.

System Action. LCM terminates with a minimum return code of 8 after scanning the parameter file for other errors.

User Response. Code one of the supported condition variables on the COND operand of the METHOD statement, then resubmit the job.

LCM1130E

Invalid condition operator.

Explanation. An invalid condition operator was found on the COND parameter of the METHOD statement. The valid condition operators are EQ, GE, GT, LE, LT, and NE.

System Action. LCM terminates with a minimum return code of 8 after scanning the parameter file for other errors.

User Response. Change the condition operator to one of the valid operators, then resubmit the job.

LCM1131E

Invalid condition value.

Explanation. An invalid condition value was found in the COND parameter of the METHOD statement. The condition value must be a numeric value between 1 and 9999.

System Action. LCM terminates with a minimum return code of 8 after scanning the parameter file for other errors.

User Response. Correct the condition value, then resubmit the job.

LCM1132E

Invalid condition.

Explanation. The syntax of the COND parameter of the METHOD statement was incorrect. A closing parenthesis may be missing, or the condition may have been terminated prematurely by a parenthesis or semicolon.

System Action. LCM terminates with a minimum return code of 8 after scanning the parameter file for other errors.

User Response. Correct the syntax of the COND parameter, then resubmit the job.

LCM1133E

Invalid move type. Should be YES, NO, or ASNEEDED.

Explanation. The MOVE parameter of the METHOD statement must be one of the above values.

System Action. LCM terminates with a minimum return code of 8 after scanning the parameter file for other errors.

User Response. Correct the MOVE parameter, then resubmit the job.

LCM1134E

Must be DEFAULT, UNCOND, or HSCUNSCR.

Explanation. The HSCONLY parameter of the OPTIONS statement contained a value that was not a method specification or DEFAULT, UNCOND or HSCUNSCR.

System Action. LCM terminates with a minimum return code of 8 after scanning the parameter file for other errors.

User Response. Correct the HSCONLY parameter, then resubmit the job.

LCM1135E

Invalid text for EJMSG.

Explanation. The contents of the EJMSG parameter of the LOCATION statement is syntactically invalid. The EJMSG parameter should contain a quoted string, 32 characters or less in length.

System Action. LCM terminates with a minimum return code of 8 after scanning the parameter file for other errors.

User Response. Correct the EJMSG parameter, then resubmit the job.

LCM1136E

EJMSG can only be coded on the first LOCATION statement for a given name. Name(name) was specified on a previous LOCATION statement.

Explanation. The EJMSG parameter was found on more than one LOCATION statement that referred to a particular location name. EJMSG can be specified only on the first LOCATION statement for a given location name.

System Action. LCM terminates with a minimum return code of 8 after scanning the parameter file for other errors.

User Response. Ensure that the EJMSG parameter appears on only the first LOCATION statement for a given LOCATION name, then resubmit the job.

LCM1138E

This is a special internal method that can not be coded in a parameter file.

Explanation. The method names SCRATCH and CLEANING are reserved for internal use by LCM and cannot be coded as a method name.

System Action. LCM terminates with a minimum return code of 8 after scanning the parameter file for other errors.

User Response. Change or remove the method name, then resubmit the job.

LCM1139E

Invalid text for EJBAD.

Explanation. The contents of the EJBAD parameter of the OPTIONS statement is syntactically invalid. The EJBAD parameter should contain a quoted string, 32 characters or less in length.

System Action. LCM terminates with a minimum return code of 8 after scanning the parameter file for other errors.

User Response. Correct the EJBAD parameter, then resubmit the job.

LCM1140E

Must be DEFAULT or UNCOND.

Explanation. The EXTERNAL parameter of the OPTIONS statement contained a value that was not a method specification or DEFAULT or UNCOND.

System Action. LCM terminates with a minimum return code of 8 after scanning the parameter file for other errors.

User Response. Correct the EXTERNAL parameter, then resubmit the job.

LCM1141E

TOTALS option already specified.

Explanation. On the REPORT statement, either the TOTALS option or an operand of the TOTALS operand was specified more than once.

System Action. LCM terminates with a minimum return code of 8 after scanning the parameter file for other errors.

User Response. Ensure that the TOTALS option or its operand(s) are only specified once on the REPORT type CELLCNT statement, then resubmit the job.

LCM1142E

Invalid TOTALS option.

Explanation. A TOTALS option was found on a REPORT statement that was not one of STANDARD, ALL, LSM, LSMGRP, LSMSUBGRP or TOTAL.

System Action. LCM terminates with a minimum return code of 8 after scanning the parameter file for other errors.

User Response. Correct the TOTALS option, then resubmit the job.

LCM1143E

TOTALS option ALL and STANDARD must be specified alone.

Explanation. On a REPORT statement, the TOTALS options ALL and STANDARD are mutually exclusive with all other TOTALS options and with each other.

System Action. LCM terminates with a minimum return code of 8 after scanning the parameter file for other errors.

User Response. Correct the TOTALS option, then resubmit the job.

LCM1144E

Invalid report title.

Explanation. The report title is syntactically invalid. The report title must be a quoted string, 72 characters or less in length.

System Action. LCM terminates with a minimum return code of 8 after scanning the parameter file for other errors.

User Response. Correct the report title, then resubmit the job.

LCM1145E

DDname *name* is reserved or has been used for another purpose.

Explanation. The ddname specified on the REPORT or TMS statement is an LCM reserved ddname, or has already been specified.

System Action. LCM terminates with a minimum return code of 8 after scanning the parameter file for other errors.

User Response. Change the ddname specified on the REPORT or TMS statement, then resubmit the job.

LCM1146E

Default ddname *name* was used for another purpose.

Explanation. The ddname specified was already in use by LCM.

System Action. LCM terminates with a minimum return code of 8 after scanning the parameter file for other errors.

User Response. Change the ddname specification, then resubmit the job.

LCM1147E

Invalid REPORT statement subtype.

Explanation. The REPORT statement subtype was not one of: CELLCNT, DATASET, EJECT, ENTER, NONSCRCNT, OPERATOR, SCRCNT, CONSOLIDATE or SUMMARY. These are the only report types presently supported by LCM.

System Action. LCM terminates with a minimum return code of 8 after scanning the parameter file for other errors.

User Response. Correct the REPORT statement, then resubmit the job.

LCM1148E

Invalid auto-report subtype.

Explanation. On the OPTIONS statement, the SUPAUTORPT parameter contained an operand that was not one of: ALL, CELLCNT, DATASET, EJECT, NONSCRCNT, OPERATOR, SCRCNT, CONSOLIDATE or SUMMARY.

System Action. LCM terminates with a minimum return code of 8 after scanning the parameter file for other errors.

User Response. Correct the SUPAUTORPT operand, then resubmit the job.

LCM1149E

Auto-report subtype already specified.

Explanation. On the OPTIONS statement, a SUPAUTORPT operand appeared more than once.

System Action. LCM terminates with a minimum return code of 8 after scanning the parameter file for other errors.

User Response. Remove the duplicate SUPAUTORPT operand, then resubmit the job.

LCM1150E

ALL must be specified alone.

Explanation. The REPORT statement subtype of ALL is mutually exclusive with all other REPORT statement subtypes.

System Action. LCM terminates with a minimum return code of 8 after scanning the parameter file for other errors.

User Response. Either remove the REPORT ALL statement or the other REPORT statements, then resubmit the job.

LCM1152E

Invalid PICKFLEX. Should be a number between 0 and 100.

Explanation. The value of PICKFLEX is syntactically invalid. It should be a numeric value between 0 and 100.

System Action. LCM terminates with a minimum return code of 8 after scanning the parameter file for other errors.

User Response. Correct the PICKFLEX value, then resubmit the job.

LCM1153E

Invalid WKUNIT.

Explanation. The WKUNIT option is not valid. WKUNIT must be a character string from 1 to 8 characters in length.

System Action. LCM terminates with a minimum return code of 8 after scanning the parameter file for other errors.

User Response. Correct the WKUNIT parameter, then resubmit the job.

LCM1154E

Loop in MANAGE statement hierarchy involving LSM group *lsmgrp*.

Explanation. LCM has detected a loop in the LSM group hierarchy defined by MANAGE Statement NEXT parameters. The LSM group *lsmgrp* is included in this loop.

System Action. LCM terminates with a minimum return code of 8 after scanning the parameter file for other errors.

User Response. The Next parameter must only be used to establish strict hierarchical relationships among LSM groups. Remove the NEXT parameters which create loops or cycles among LSM groups, then resubmit the job.

LCM1155E

Invalid text for NORECMSG.

Explanation. The NORECMSG parameter of the REPORT statement requires a text string between 1 and 72 characters long.

System Action. LCM terminates with a minimum return code of 8 after scanning the parameter file for other errors.

User Response. Specify a text string in single quotation marks for this parameter. For example:

```
NORECMSG('This report intentionally left almost blank')
```


LCM1160E

Expecting a line size between 72 and 250.

Explanation. The value specified for the LINESIZE parameter on the REPORT LSM or REPORT VOLUME statement is outside of the supported range of 72 through 250, inclusive. The message identifier is printed beneath the invalid line size parameter.

System Action. LCM terminates with a minimum return code of 8.

User Response. Correct the indicated error and resubmit the job.

LCM1161E

Expecting a page size between 20 and 1000.

Explanation. The value specified for the PAGESIZE parameter on the REPORT LSM or REPORT VOLUME statement is outside of the supported range of 20 through 1000, inclusive. The message identifier is printed beneath the invalid page size parameter.

System Action. LCM terminates with a minimum return code of 8.

User Response. Correct the indicated error and resubmit the job.

LCM1162E

Expecting a string from 1 to 20 characters long.

Explanation. Either a required string is missing from a control statement or its length is not within the expected range of 1 to 20, inclusive. The message identifier is printed beneath the control statement at the point where the string was expected.

System Action. LCM terminates with a minimum return code of 8.

User Response. Correct the indicated error and resubmit the job.

LCM1163E

Invalid field name.

Explanation. The field name specified is not valid for the ACTION, SET METHOD or REPORT statement being coded. The message identifier is printed beneath the invalid field name.

System Action. LCM terminates with a minimum return code of 8.

User Response. Correct the indicated error and resubmit the job.

LCM1164E

Invalid control field attribute.

Explanation. The control field attribute specified is not valid for the ACTION, SET METHOD or REPORT statement being coded. The message identifier is printed beneath the invalid control field attribute.

System Action. LCM terminates with a minimum return code of 8.

User Response. Correct the indicated error and resubmit the job.

LCM1165E

Expecting a string from 0 to 70 characters long.

Explanation. A required string is missing from a control statement or its length is not within the expected range of 0 to 70, inclusive. The message identifier is printed beneath the control statement at the point where the string was expected.

System Action. LCM terminates with a minimum return code of 8.

User Response. Correct the indicated error and resubmit the job.

LCM1166I

LCM is executing without a tape management system.

Explanation. OPTIONS NOTMS was coded and LCM is executing without any tape management system information. All library content management decisions are based on information obtained from the HSC CDS. Information specific to tape management systems, such as DSNNAME, is not available.

System Action. Processing continues.

User Response. None; informational only.

LCM1167E

Invalid GRACEPERIOD parameter. Should be a number between 0 and 999.

Explanation. The number of days specified in the GRACEPERIOD parameter was invalid. The number must be between 0 and 999.

System Action. LCM terminates with a minimum return code of 8 after scanning the parameter file for other errors.

User Response. Code the GRACEPERIOD parameter with a valid number.

LCM1168E

NOTMS option is mutually exclusive with a TMS statement.

Explanation. The NOTMS option was coded and a TMS statement was coded. The NOTMS option cannot be coded if a TMS statement is coded, and no TMS statements can be coded if the NOTMS option is coded.

System Action. LCM terminates with a minimum return code of 8.

User Response. Correct the indicated error and resubmit the job.

LCM1169E

Expecting a field name or constant.

Explanation. A field name or a constant value was expected for a subparameter of an ACTION, SET METHOD or REPORT statement, but none was found. The message identifier is printed beneath the applicable parameter at the point where the field name or constant value was expected.

System Action. LCM terminates with a minimum return code of 8.

User Response. Correct the indicated error and resubmit the job.

LCM1170E

Expecting a comparison operator.

Explanation. A comparison operator was expected for a subparameter of an ACTION, SET METHOD or REPORT statement, but none was found. The message identifier is printed beneath the applicable parameter at the point where the comparison operator was expected.

System Action. LCM terminates with a minimum return code of 8.

User Response. Correct the indicated error and resubmit the job.

LCM1271E

WHEN, LISTDD, or LISTDSN must be coded.

Explanation. This statement must be provided with the input volumes or lsms to process. The WHEN parameter specifies the volumes or lsms to include in the statement. The LISTDD parameter specified a JCL DD statement that provides a list of volumes or lsms to include in this statement. The LISTDSN specifies a dataset that provides a list of volumes or lsms to include in this statement.

System Action. LCM terminates with a minimum return code of 8 after scanning the parameter file for other errors.

User Response. Code one of these three parameters for this statement and resubmit the job.

LCM1172E

Numeric constants cannot have more than 9 digits.

Explanation. Numeric constants having more than 9 digits are not supported. The message identifier is printed beneath the invalid numeric constant.

System Action. LCM terminates with a minimum return code of 8.

User Response. Correct the indicated error and resubmit the job.

LCM1173E

Unexpected statement terminator.

Explanation. A statement is terminated prematurely by a semicolon, probably before an expected closing parenthesis or before the end of an expression. The message identifier is printed beneath the unexpected semicolon.

System Action. LCM terminates with a minimum return code of 8.

User Response. Correct the indicated error and resubmit the job.

LCM1174E

Implementation restriction. Expression too complex.

Explanation. Although the expression as coded may be valid, LCM was unable to recognize it due to an implementation restriction. Deeply nested parentheses or extremely complex comparisons may be the cause of the problem. The message identifier is printed beneath the expression at the point LCM reached the implementation restriction.

System Action. LCM terminates with a minimum return code of 8 after scanning the remainder of the parameter file for other errors.

User Response. Try reordering the expression in an attempt to reduce its complexity while still achieving the desired results. If this cannot be done, contact StorageTek Software Support.

LCM1175E

Invalid column attribute.

Explanation. A keyword or value specified as a column attribute is not one of the valid column attributes supported by the REPORT statement used. The message identifier is printed beneath the invalid column attribute.

System Action. LCM terminates with a minimum return code of 8.

User Response. Correct the indicated error and resubmit the job.

LCM1176E

COLUMN parameter is required.

Explanation. The COLUMN parameter is required on the REPORT LSM statement and on the REPORT VOLUME statement. No COLUMN parameter was specified on the current REPORT statement. The message identifier is printed beneath the REPORT statement in error.

System Action. LCM terminates with a minimum return code of 8.

User Response. Correct the indicated error and resubmit the job.

LCM1177E

NAME is a required parameter if multiple location codes are specified.

Explanation. The NAME parameter is required on LOCATION statements that specify more than one location code. No NAME parameter is present on the current LOCATION statement.

System Action. LCM terminates with a minimum return code of 8.

User Response. Correct the indicated error and resubmit the job.

LCM1178E

The page size for this report is *size* which is inconsistent with a previous use for DDNAME *ddname*.

Explanation. The page size used for any given report *ddname* must remain the same for all reports written to that *ddname*. The current report specifies a different page size than the first report using the same *ddname*. The message identifier is printed beneath the REPORT statement which specifies an inconsistent page size.

System Action. LCM terminates with a minimum return code of 8 after scanning the remainder of the parameter file for other errors.

User Response. Either specify the same page size for all reports that use the same *ddname*, or specify different ddnames for reports that require different page sizes.

LCM1179E

The line size for this report is *size* which is inconsistent with a previous use for DDNAME *ddname*.

Explanation. The line size used for any given report *ddname* must remain the same for all reports written to that *ddname*. The current report specifies a different line size than the first report using the same *ddname*. The message identifier is printed beneath the REPORT statement which specifies an inconsistent line size.

System Action. LCM terminates with a minimum return code of 8 after scanning the remainder of the parameter file for other errors.

User Response. Either specify the same line size for all reports that use the same *ddname*, or specify different ddnames for reports that require different line sizes.

LCM1180E

This is a POSTACTION PREACTION report which is inconsistent with a previous use for DDNAME *ddname*.

Explanation. All reports written to the same ddname must be either preaction reports or postaction reports, but not both. A mixture of preaction reports and postaction reports written to the same ddname is not permitted. The message identifier is printed beneath the REPORT statement which specifies an inconsistent type of report.

System Action. LCM terminates with a minimum return code of 8 after scanning the remainder of the parameter file for other errors.

User Response. Direct all postaction reports to different ddnames than those used by preaction reports.

LCM1181E

STYLE(DATA) reports must go to a unique ddname but *ddname* was previously used.

Explanation. Each REPORT statement that specifies STYLE(DATA) must be directed to a unique ddname--one that is not used by any other report. The current report specifies STYLE(DATA) and is directed to a ddname that has already been used by some other report.

System Action. LCM terminates with a minimum return code of 8 after scanning the remainder of the parameter file for other errors.

User Response. Direct each STYLE(DATA) report to its own ddname.

LCM1182E

Expecting a field size between 1 and 100.

Explanation. The value specified for the SIZE column attribute of a field on the REPORT LSM or REPORT VOLUME statement is outside of the supported range of 1 through 100, inclusive. The message identifier is printed beneath the invalid field size parameter.

System Action. LCM terminates with a minimum return code of 8.

User Response. Correct the indicated error and resubmit the job.

LCM1183E

PAGE can only be coded once.

Explanation. Only one field may be used for a page break. The PAGE keyword is coded as a control attribute for more than one control field in a REPORT statement. The message identifier is printed beneath the duplicate occurrence of the PAGE keyword.

System Action. LCM terminates with a minimum return code of 8.

User Response. Correct the indicated error and resubmit the job.

LCM1184E

Invalid substitution variable *&variable*.

Explanation. The substitution variable does not indicate one of the field names supported for this type of report. The message identifier is printed beneath the invalid substitution variable.

System Action. LCM terminates with a minimum return code of 8.

User Response. Correct the indicated error and resubmit the job.

LCM1185E

Expecting CLOSEST, COLLATE, or SINGLE keyword for EJMODE.

Explanation. The EJMODE parameter requires a subparameter of CLOSEST, COLLATE, or SINGLE. Either no value was specified or the specified value was not valid. The message identifier is printed beneath the invalid keyword or at the point where the EJMODE value was expected.

System Action. LCM terminates with a minimum return code of 8 after scanning the parameter file for other errors.

User Response. Correct the indicated error and resubmit the job.

LCM1186E

Invalid EJMUL T. Should be a number between 1 and 500.

Explanation. The EJMUL T keyword requires a number between 1 and 500, inclusive. The number specified was not within this range. The message identifier is printed beneath the number specified.

System Action. LCM terminates with a minimum return code of 8.

User Response. Correct the indicated error and resubmit the job.

LCM1187E

EJCAP can only be coded on the first LOCATION statement for a given name. Name(name) was specified on a previous LOCATION statement.

Explanation. EJCAP was specified on the current LOCATION statement. However, a previous LOCATION statement with the same location name has already been coded. EJCAP, if specified, must be coded on the first LOCATION statement having a given location name. The message identifier is printed beneath the EJCAP keyword in error.

System Action. LCM terminates with a minimum return code of 8.

User Response. Correct the indicated error and resubmit the job.

LCM1188E

EJMODE can only be coded on the first LOCATION statement for a given name. Name(name) was specified on a previous LOCATION statement.

Explanation. EJMODE was specified on the current LOCATION statement. However, a previous LOCATION statement with the same location name has already been coded. EJMODE, if specified, must be coded on the first LOCATION statement having a given location name. The message identifier is printed beneath the EJMODE keyword in error.

System Action. LCM terminates with a minimum return code of 8.

User Response. Correct the indicated error and resubmit the job.

LCM1189E

EJMUL T can only be coded on the first LOCATION statement for a given name. Name(name) was specified on a previous LOCATION statement.

Explanation. EJMUL T was specified on the current LOCATION statement. However, a previous LOCATION statement with the same location name has already been coded. EJMUL T, if specified, must be coded on the first LOCATION statement having a given location name. The message identifier is printed beneath the EJMUL T keyword in error.

System Action. LCM terminates with a minimum return code of 8.

User Response. Correct the indicated error and resubmit the job.

LCM1191E

Expecting a gutter size between 1 and 100.

Explanation. The value specified for the GUTTER parameter on the REPORT LSM or REPORT VOLUME statement is outside of the supported range of 1 through 100, inclusive. The message identifier is printed beneath the invalid gutter size parameter.

System Action. LCM terminates with a minimum return code of 8 after scanning the parameter file for other errors.

User Response. Correct the indicated error and resubmit the job.

LCM1192E

Does not match type of first operand of comparison.

Explanation. Two operands being compared are not of the same type. You cannot, for example, compare character data with numeric data. The message identifier is printed beneath the second of two operands with differing types.

System Action. LCM terminates with a minimum return code of 8.

User Response. Correct the indicated error and resubmit the job.

LCM1193E

Invalid constant type text.

Explanation. A constant was specified using invalid syntax. The message identifier is printed beneath the invalid constant.

System Action. LCM terminates with a minimum return code of 8.

User Response. Correct the indicated error and resubmit the job.

LCM1194E

Invalid date constant.

Explanation. A date constant specified an invalid date value or was coded using invalid syntax. The message identifier is printed beneath the date constant in error.

System Action. LCM terminates with a minimum return code of 8.

User Response. Correct the indicated error and resubmit the job.

LCM1195E

Invalid field format.

Explanation. The value specified for the FORMAT subparameter of the REPORT statement is not supported. The message identifier is printed beneath the field format in error.

System Action. LCM terminates with a minimum return code of 8.

User Response. Correct the indicated error and resubmit the job.

LCM1196E

The size of field *field* is not large enough to accommodate the format.

Explanation. A field size was specified that was too small for the field format being used.

System Action. LCM terminates with a minimum return code of 8.

User Response. Correct the indicated error and resubmit the job.

LCM1197E

Invalid STYLE.

Explanation. The value specified for the STYLE parameter is invalid. The only values supported for STYLE are PRINT and DATA. The message identifier is printed beneath the invalid STYLE value.

System Action. LCM terminates with a minimum return code of 8.

User Response. Correct the indicated error and resubmit the job.

LCM1198E

Invalid mask.

Explanation. The mask specified was coded improperly. The message identifier is printed beneath the invalid mask.

System Action. LCM terminates with a minimum return code of 8.

User Response. Correct the indicated error and resubmit the job.

LCM1999E

template-type template-name line number: error-text.

Explanation. This message is produced in response to an ERROR statement in an LCM template. The template is identified by type and name and the line number of the ERROR statement within the template is listed. Following this information is the text supplied by the ERROR statement.

System Action. LCM terminates with a minimum return code of 8 after scanning the parameter file for other errors.

User Response. The message appears in the parameter file listing immediately below the statement that invoked the template. Examine the message and update your parameters as needed to correct the problem.

LCM1200E

Cannot specify NODUP with a text column.

Explanation. The COLUMN parameter of the REPORT statement supports three types of columns: field, text, and Condition. Of the three, only text columns cannot have NODUP specified as a column attribute. The message identifier is printed beneath the NODUP keyword in error.

System Action. LCM terminates with a minimum return code of 8.

User Response. Correct the indicated error and resubmit the job.

LCM1201E

The columns on this report require a line size of *size*.

Explanation. The line size in effect for the REPORT statement is too small to accommodate all columns in the report. The REPORT statement, as coded, requires a line size of at least *size* characters.

System Action. LCM terminates with a minimum return code of 8.

User Response. Correct the indicated error and resubmit the job.

LCM1202E

PAGESIZE and LINESIZE are only valid with STYLE(PRINT).

Explanation. The PAGESIZE and LINESIZE parameters are not valid on REPORT statements that specify STYLE(DATA). The message identifier is printed beneath the LINESIZE or PAGESIZE parameter in error.

System Action. LCM terminates with a minimum return code of 8.

User Response. Correct the indicated error and resubmit the job.

LCM1203E

Either DETAIL or SUMMARY must be in effect.

Explanation. Report type custom requires either the detail or summary parameter be specified. Summary can be specified in the report or as part of a Control parameter. If none of these parameters are supplied, there would be no lines in the report.

System Action. LCM terminates with a minimum return code of 8.

User Response. Correct the indicated error and resubmit the job.

LCM1204E

Invalid time constant.

Explanation. The value specified for the FORMAT subparameter of the REPORT statement is not supported. The message identifier is printed beneath the time format in error. See the table in the REPORT statement - Type VOLUME, Valid Formats for Time Fields for valid formats and examples.

System Action. LCM terminates with a minimum return code of 8.

User Response. Correct the indicated error and resubmit the job.

LCM1205E

Invalid DAMAGE parameter.

Explanation. The DAMAGE parameter was not ANY, NONE, or one character enclosed in single quotes. The message identifier is printed beneath the invalid DAMAGE parameter.

System Action. LCM terminates processing with a minimum return code of 8 after scanning the parameter file for other errors.

User Response. Code the DAMAGE parameter as ANY, NONE, or one or more single characters enclosed in single quotes and separated by at least one space.

LCM1206E

The ANY, NONE and dmrcode parameters are mutually exclusive.

Explanation. Two of the parameters: ANY, NONE, or *dmrcode* were coded for a DAMAGE parameter. The message identifier is printed beneath the DAMAGE parameter in error.

System Action. LCM terminates processing with a minimum return code of 8 after scanning the parameter file for other errors.

User Response. Provide only one of the following: ANY, NONE, or one or more single characters enclosed in single quotes, and resubmit the job.

LCM1207E

Expecting number of errors between 1 and 9999.

Explanation. The value specified for the TEMPERRORS or PERMERRORS parameter on the TMS RMM statement is outside the supported range of 1 through 9999, inclusive. The message identifier is printed beneath the invalid error parameter.

System Action. LCM terminates with a minimum return code of 8.

User Response. Correct the indicated error and resubmit the job.

LCM1208E

Invalid AMAXEJ. Should be a number between 1 and 999999.

Explanation. The number of ejects must be coded as a number between 1 and 999999.

System Action. LCM terminates with a minimum return code of 8 after scanning the parameter file for other errors.

User Response. Code *ejects* as a decimal number between 1 and 999999 and resubmit the job.

LCM1209E

Invalid CMAXEJ. Should be a number between 1 and 999999.

Explanation. The number of ejects must be coded as a number between 1 and 999999.

System Action. LCM terminates with a minimum return code of 8 after scanning the parameter file for other errors.

User Response. Code *ejects* as a decimal number between 1 and 999999 and resubmit the job.

LCM1210E

Invalid SET variable.

Explanation. An invalid variable was specified on a SET statement WHEN condition. The set variable under which the message identifier is printed is not one of the variables that can be specified on a SET statement.

System Action. LCM terminates with a minimum return code of 8 after scanning the parameter file for other errors.

User Response. Correct or remove the invalid variable from the SET statement WHEN condition. Then resubmit the job.

LCM1211E

WHEN cannot be coded after OTHERWISE.

Explanation. A WHEN phrase for a REPORT LSM, REPORT VOLUME, or a SET METHOD statement was coded after the OTHERWISE phrase.

System Action. LCM terminates with a minimum return code of 8 after scanning the parameter file for other errors.

User Response. Ensure that all WHEN phrases on the statement in error are coded before the OTHERWISE phrase. Then resubmit the job.

LCM1212E

At least one WHEN phrase must be coded.

Explanation. A SET METHOD statement was coded without any WHEN phrase. At least one WHEN phrase is required in a SET statement.

System Action. LCM terminates with a minimum return code of 8 after scanning the parameter file for other errors.

User Response. Provide a WHEN phrase for the SET statement, then resubmit the job.

LCM1213E

No more than one OTHERWISE phrase can be coded.

Explanation. A SET METHOD statement was coded with more than one OTHERWISE phrase. Only one OTHERWISE phrase is permitted in a SET statement.

System Action. LCM terminates with a minimum return code of 8 after scanning the parameter file for other errors.

User Response. Remove all but one of the OTHERWISE phrases from the SET statement, then resubmit the job.

LCM1214E

Only one SET METHOD statement is allowed.

Explanation. Multiple SET METHOD statements were coded in the parameter file. This message will be issued for each SET METHOD statement other than the first one.

System Action. LCM terminates with a minimum return code of 8 after scanning the parameter file for other errors.

User Response. Remove all but one of the SET METHOD statements from the parameter file, then resubmit the job.

LCM1215E

Invalid PULLLIST name.

Explanation. The PULLLIST name was syntactically invalid. The content of the NAME operand of the PULLLIST statement cannot exceed 10 characters.

System Action. LCM terminates processing with a minimum return code of 8 after scanning the parameter file for other errors.

User Response. Correct the PULLLIST name on the PULLLIST statement, then resubmit the job.

LCM1216E

PULLLIST name already specified.

Explanation. The PULLLIST name was already specified on a prior PULLLIST statement.

System Action. LCM terminates processing with a minimum return code of 8 after scanning the parameter file for other errors.

User Response. Remove the duplicate PULLLIST name and resubmit the job.

LCM1219E

SERIAL parameter is required.

Explanation. A VOLATTR statement that did not have a SERIAL parameter was encountered in the HSC VOLDEF file. The message identifier is printed below the VOLATTR statement in error.

System Action. LCM terminates with a minimum return code of 8 after scanning the VOLDEF file for other errors.

User Response. Correct the VOLATTR statement, then resubmit the job.

LCM1220E

Wild card character "*" not at end of serial.

Explanation. A volume serial mask in a VOLATTR SERIAL parameter contains an asterisk, but that asterisk is not the last character in the mask. The message identifier is printed below the volume serial mask in error.

System Action. LCM terminates with a minimum return code of 8 after scanning the VOLDEF file for other errors.

User Response. Correct the VOLATTR statement, then resubmit the job. If the VOLATTR statement is accepted as valid by the HSC, contact StorageTek Software Support.

LCM1222E

Volume serial number or range required.

Explanation. A SERIAL parameter was coded on a VOLATTR statement but no volume serial number or range was specified.

System Action. LCM terminates with a minimum return code of 8 after scanning the VOLDEF file for other errors.

User Response. Correct the VOLATTR statement, then resubmit the job.

LCM1223I

SUBPOOL converted to TAPEGRP.

Explanation. The SUBPOOL keyword on the REPORT SCRCNT or REPORT NONSCRCNT statement no longer applies. It has been replaced by the TAPEGRP keyword. When specified, LCM will produce a totals line for each tape group in the Scratch or NonScratch Count report for each tape group.

System Action. Processing continues normally.

User Response. Update the REPORT SCRCNT or REPORT NONSCR count by changing the SUBPOOL keyword to TAPEGRP.

LCM1224I

Unrecognized MEDIA.

Explanation. The MEDIA parameter on a SUBPOOL or VOLATTR statement contained a media type keyword that LCM does not recognize.

System Action. LCM terminates with a minimum return code of 8 after scanning the parameter file or VOLDEF file for other errors.

User Response. Correct the SUBPOOL or VOLATTR statement, then resubmit the job. If the media type is accepted as valid by the HSC, contact StorageTek Software Support.

LCM1225E

MEDIA or its alias already specified.

Explanation. The MEDIA keyword on a SUBPOOL statement specified the same media type more than once. The media type may have been specified multiple times using the same media type keyword or using different aliases for the same media type.

System Action. LCM terminates with a minimum return code of 8 after scanning the parameter file for other errors.

User Response. Correct the SUBPOOL statement to remove multiple occurrences of a media type. Then resubmit the job.

LCM1226E

NAME parameter must precede MEDIA keyword.

Explanation. The NAME parameter on a SUBPOOL statement must be coded before the MEDIA keyword.

System Action. LCM terminates with a minimum return code of 8 after scanning the parameter file for other errors.

User Response. Correct the SUBPOOL statement. Then resubmit the job.

LCM1227W

Generated tape group name truncated to 25 characters.

Explanation. Tape group names cannot exceed 25 characters in length. A tape group name was generated that exceeded this length.

System Action. LCM terminates with a minimum return code of 8 after scanning the parameter file for other errors.

User Response. For SUBPOOL statements that do not specify the MEDIA keyword, one tape group name will be generated. The tape group name will equal the SUBPOOL name, which is longer than 25 characters. Shorten the SUBPOOL name to 25 characters and resubmit the job.

For SUBPOOL statements that do specify the MEDIA keyword, one tape group name will be generated for each media type specified---the names of these tape groups will equal the subpool name followed by an underscore and the media type keyword used. An additional tape group will be generated for volumes of all other media types, with the word "OTHER" used as if it were a media type keyword.

For example, if a SUBPOOL statement is specified using NAME(MySubpool) and MEDIA(STANDARD, LONG), the tape group names generated would be MySubpool_Standard, MySubpool_Long, and MySubpool_OTHER. The tape group name MySubpool_Standard would be truncated to MySubpool_Standa.

If this is the case, either shorten the subpool name, or specify an alias for the media type keywords. To correct the example above, the name MySubpool can be shortened to MyTapes or the media type keyword Standard can be replaced with one of its aliases (such as STD).

LCM1228E

DEFAULT and SERIALS keywords are mutually exclusive on the SUBPOOL statement.

Explanation. The DEFAULT keyword and the SERIALS keyword were both coded on the same SUBPOOL statement.

Specifying DEFAULT on a SUBPOOL statement indicates that all volumes not covered by other SUBPOOL statements should be covered by this SUBPOOL statement. Specifying SERIALS on a SUBPOOL statements defines an explicit range of volumes that should be covered by the SUBPOOL statement.

You cannot code both DEFAULT and SERIALS on the same SUBPOOL statement.

System Action. LCM terminates with a minimum return code of 8 after scanning the parameter file for other errors.

User Response. Correct the SUBPOOL statement. Then resubmit the job.

LCM1229E

DEFAULT can only be coded on one SUBPOOL statement.

Explanation. The DEFAULT keyword was coded on more than one SUBPOOL statement. This message will be printed for the second occurrence and any subsequent occurrence of a SUBPOOL statement with the DEFAULT keyword specified.

System Action. LCM terminates with a minimum return code of 8 after scanning the parameter file for other errors.

User Response. Ensure that only one SUBPOOL statement has the DEFAULT keyword coded. Then resubmit the job.

LCM1230E

NAME parameter required.

Explanation. A SUBPOOL statement was encountered that did not have NAME specified.

System Action. LCM terminates with a minimum return code of 8 after scanning the parameter file for other errors.

User Response. Specify the NAME parameter on the SUBPOOL statement. Then resubmit the job.

LCM1231E

SERIALS or DEFAULT parameter required.

Explanation. A SUBPOOL statement was encountered that did not have either the SERIALS keyword or the DEFAULT keyword specified.

System Action. LCM terminates with a minimum return code of 8 after scanning the parameter file for other errors.

User Response. Specify either DEFAULT or SERIALS on the SUBPOOL statement. Then resubmit the job.

LCM1232E

Subpool name GENERAL can only be used for default subpool.

Explanation. Subpool name GENERAL is reserved for the default LCM subpool. It can only be specified on a SUBPOOL statement that

System Action. LCM terminates with a minimum return code of 8 after scanning the parameter file for other errors.

User Response. Change the specified NAME to a name other than GENERAL, or replace the SERIALS keyword with the DEFAULT keyword (if this is the default SUBPOOL statement). Then resubmit the job.

LCM1233E

Wildcards cannot be used in a range.

Explanation. The SERIAL parameter of a VOLATTR statement in the HSC VOLDEF file contained a volume serial range, but one or both of the volume serials specified in the range contained wildcard characters.

System Action. LCM terminates with a minimum return code of 8 after scanning the VOLDEF file for other errors.

User Response. Recode the SERIAL parameter in the VOLATTR statement to avoid the use of wildcard characters in volume serial ranges. Then resubmit the LCM job.

LCM1234W

This tape group cannot be specified with this parameter.
Parameter ignored.

Explanation. A MANAGE statement criteria parameter was qualified by tape group, but the tape group specified cannot be used with that parameter. For example, cleaning cartridge tape groups and virtual tape groups cannot be used with the HSCUNSCR, NUMSCR, BALSCR, CMAXSCR, or AMAXSCR parameters.

System Action. LCM terminates with a minimum return code of 8 after scanning the parameter file for other errors.

User Response. Correct the indicated error and resubmit the job.

LCM1235E

Invalid BALCLN. Should be a number between 0 and 9999999.

Explanation. The BALCLN parameter of the MANAGE statement should be numeric, and should not exceed a value of 9999999.

System Action. LCM terminates with a minimum return code of 8 after scanning the parameter file for other errors.

User Response. Correct the BALCLN parameter, then resubmit the job.

LCM1236E

Cleaning cartridge management is not available.

Explanation. Keyword NUMCLN or BALCLN was specified on a MANAGE statement, but cleaning cartridge management has been disabled.

System Action. LCM terminates with a minimum return code of 8.

User Response. Cleaning cartridge management can be disabled by a SUBPOOL statement that covers cleaning cartridges or specifies NAME(Cleaning). Message LCM1238I, LCM1240I, or LCM1257I will have been previously issued in the parameter file listing to identify the SUBPOOL statement that disabled cleaning cartridge management.

Either remove all BALCLN and NUMCLN keywords from your MANAGE statements or alter the SUBPOOL statement(s) to avoid disabling cleaning cartridge management.

LCM1238I

Defining a subpool with this range disables cleaning cartridge management.

Explanation. The SERIALS parameter includes volumes that are also covered by the HSC CLNPFEX parameter. Such volumes are automatically classified by LCM as cleaning cartridges unless a SUBPOOL statement covers them as well.

System Action. Processing continues without cleaning cartridge management.

When a SUBPOOL statement is coded that covers cleaning cartridges, LCM will not attempt to identify cleaning cartridges and will not permit cleaning cartridge management keywords to be specified.

User Response. If cleaning cartridge management functions are not required, no action is necessary. If cleaning cartridge management functions are required, update the SUBPOOL statement to avoid covering cleaning cartridges or remove the SUBPOOL statement from the parameter file.

LCM1239E

Invalid NUMCLN. Should be a number between 0 and 9999999.

Explanation. The NUMCLN parameter of the MANAGE statement should be numeric, and should not exceed a value of 9999999.

System Action. LCM terminates with a minimum return code of 8 after scanning the parameter file for other errors.

User Response. Correct the NUMCLN parameter, then resubmit the job.

LCM1240I

Defining a subpool with this name disables cleaning cartridge management.

Explanation. The NAME parameter specifies subpool name CLEANING, which is also used for the cleaning cartridge management subpool.

System Action. Processing continues without cleaning cartridge management.

When a SUBPOOL statement is coded using subpool name CLEANING, LCM will not attempt to identify cleaning cartridges and will not permit cleaning cartridge management keywords to be specified.

User Response. If cleaning cartridge management functions are not required, no action is necessary. If cleaning cartridge management functions are required, update the SUBPOOL statement to change the name or remove the SUBPOOL statement from the parameter file.

LCM1241E

Default PULLLIST name could not be assigned.

Explanation. LCM was unable to construct a default PULLLIST name. The internally-constructed name would have been truncated.

System Action. LCM terminates processing with a minimum return code of 8 after scanning the parameter file for other errors.

User Response. You might have more than 99 PULLLIST statements coded in your LCM parameter file. If this is not the case, save all job-related input and output and contact StorageTek Software Support.

LCM1242E

Default TMS name could not be assigned.

Explanation. A TMS statement was coded with the NAME parameter omitted, and LCM was unable to generate a default name for the TMS statement.

System Action. LCM terminates with a minimum return code of 8 after scanning the parameter file for other errors.

User Response. Add a NAME parameter to the TMS statement to uniquely identify the tape management system within the LCM parameter file. Then resubmit the job.

LCM1243E

Invalid LOG parameter.

Explanation. An invalid value was specified for the LOG parameter on a PULLLIST statement. The message identifier is printed under the invalid value.

System Action. LCM terminates with a minimum return code of 8 after scanning the parameter file for other errors.

User Response. Correct or remove the LOG parameter and resubmit the job.

LCM1244E

Invalid cleaning cartridge type.

Explanation. A NUMCLN or BALCLN keyword was qualified with an invalid cleaning cartridge type. Standard and Helical are the only accepted values for cleaning cartridge qualifiers on these keywords. NUMCLN and BALCLN may be qualified using a cleaning cartridge type of Standard or Helical.

User Response. Correct the syntax and resubmit the job.

LCM1245E

Unexpected ') '.

Explanation. A closing parenthesis was coded in the parameter file with no corresponding opening parenthesis.

System Action. LCM terminates with a minimum return code of 8.

User Response. Correct the indicated error and resubmit the job.

LCM1248E

At least one LSM in LSMGRP *lsm-group* is unreachable by the other defined LSMs in the hierarchy.

Explanation. An unreachable LSM exists in the specified LSM group that is part of a hierarchy.

System Action. LCM terminates immediately with a return code of 8.

User Response. Exclude the unreachable LSM from the defined hierarchy and manage it separately from other LSMs.

LCM1249E

The TMCDDN|DDN|VMFDDN and AGENT keywords are mutually exclusive.

Explanation. Only one of TMCDDN, DDN, or VMFDDN appears in the message based on the type of TMS statement that was coded. The parameter that is in the message instructs LCM to obtain information from the tape management system by reading the data set allocated to the specified ddname. The AGENT parameter instructs LCM to obtain information about the tape management system from an LCM agent.

Both these parameters cannot be specified on the same TMS statement.

System Action. LCM terminates with a minimum return code of 8 after scanning the parameter file for other errors.

User Response. Determine where LCM should obtain information for the tape management system and correct the TMS statement by removing the AGENT parameter or the TMCDDN|DDN|VMFDDN parameter.

LCM1250E

Invalid data set name.

Explanation. LCM could not open the tape management system data set identified by the data set name.

System Action. LCM terminates with a minimum return code of 8 after scanning the parameter file for other errors.

User Response. If an LCM configuration file (ddname LCMCFG) is being used, correct the data set name for the tape management system from the LCM Explorer and then make sure the configuration file on the mainframe gets updated. If an LCM parameter file (ddname LCMPARM) is being used, correct the parameter. When the data set name is correct, resubmit the LCM job.

LCM1251E

The TMCDSN|DSN|VMFDSN and TMCDDN|DDN|VMFDDN keywords are mutually exclusive.

Explanation. Only one of TMCDSN, DSN, or VMFDSN or one of TMCDDN, DDN, VMFDDN appears in the message. The TMCDDN|DDN|VMFDDN parameter instructs LCM to obtain information from the tape management system by reading the file allocated to the specified ddname. The TMCDSN|DSN|VMFDSN parameter instructs LCM to obtain information about the tape management system by reading the specified data set.

Both these parameters cannot be specified on the same TMS statement.

System Action. LCM terminates with a minimum return code of 8 after scanning the parameter file for other errors.

User Response. Determine where LCM should obtain information for the tape management system and correct the TMS statement by removing the TMCDDN|DDN|VMFDDN parameter or the TMCDSN|DSN|VMFDSN parameter.

LCM1252E

Invalid vault name.

Explanation. The vault name specified in the VAULT parameter was invalid. The name must be no longer than 8 characters and must match the name of a vault in the CDS.

System Action. LCM terminates with a minimum return code of 8 after scanning the parameter file for other errors.

User Response. Code the VAULT parameter with a valid vault name.

LCM1253E

Invalid SYSOUT class.

Explanation. The output class specified for SYSOUT was not a single character or was not one of the valid values that can be specified for an output class.

System Action. LCM terminates processing with a minimum return code of 8 after scanning the parameter file for other errors.

User Response. Change the output class to a single character that is either a letter (A through Z), a digit (0 through 9), or an asterisk (*).

LCM1254E

LCM1254E TMCDSN|DSN|VMFDSN keyword is required when AGENT keyword is specified.

Explanation. A TMS statement included an AGENT keyword. The statement did not include the appropriate DSN keyword that is required for using an agent.

System Action. LCM terminates with a minimum return code of 8 after scanning the parameter file for other errors.

User Response. Provide the appropriate DSN keyword with the tape management data set name for the TMS statement and resubmit the job.

LCM1255W

Media value not recognized. Value ignored.

Explanation. A value specified for the MEDIA parameter of a SUBPOOL statement was not a media type recognized by LCM. The message identifier is printed beneath the unrecognized value.

System Action. Processing continues. LCM completes with a minimum return code of 4.

User Response. Remove the unrecognized media type value from your SUBPOOL statement.

LCM1256E

LSM group *lsmgrp2* was specified in NEXT parameter for LSM group *lsmgrp1* but is UNMANAGED.

Explanation. The NEXT parameter for a MANAGE statement specifies an UNMANAGED LSM group. UNMANAGED LSM groups cannot be defined as part of an LSM group hierarchy.

System Action. LCM terminates with a minimum return code of 8 after scanning the parameter file for other errors.

User Response. Correct the indicated error and resubmit the job.

LCM1257I

Defining a subpool with this media type disables cleaning cartridge management.

Explanation. The MEDIA parameter of the SUBPOOL statement includes a media type that indicates cleaning cartridge media.

Media type DD3D specifies helical cleaning cartridges and media type STK1U specifies 9840 cleaning cartridges.

Cartridges with these media types are automatically classified by LCM as cleaning cartridges unless a SUBPOOL statement covers them.

System Action. Processing continues without cleaning cartridge management.

When a SUBPOOL statement is coded that covers cleaning cartridges, LCM will not attempt to identify cleaning cartridges and will not permit cleaning cartridge management keywords to be specified.

User Response. If cleaning cartridge management functions are not required, no action is necessary. If cleaning cartridge management functions are required, update the SUBPOOL statement to avoid covering cleaning cartridges or remove the SUBPOOL statement from the parameter file.

LCM1258E

USEFIRST, USECDSSEQ, and USEBASEDSN parameters are mutually exclusive.

Explanation. The USEFIRST, USECDSSEQ and USEBASEDSN parameters are mutually exclusive. You can only specify one of these parameters on a TMS TLMS statement.

System Action. LCM terminates with a minimum return code of 8 after scanning the parameter file for other errors.

User Response. Remove all but one of these parameters and resubmit the job.

LCM1259E

AGENT and USECDSSEQ parameters are mutually exclusive.

Explanation. The AGENT and USECDSSEQ parameters are mutually exclusive. You can only specify one of these parameters on a TMS TLMS statement.

System Action. LCM terminates with a minimum return code of 8 after scanning the parameter file for other errors.

User Response. Remove one of these parameters and resubmit the job.

LCM1260E

Invalid consolidation group name.

Explanation. The consolidation group name is not valid. The consolidation group name cannot exceed 8 characters in length.

System Action. LCM terminates with a minimum return code of 8 after scanning the parameter file for other errors.

User Response. Code a syntactically valid and defined consolidation group name and re-submit the job.

LCM1261E

This parameter is not valid on a MANAGE VIRTUAL statement.

Explanation. The parameter is not valid for MANAGE VIRTUAL statements.

System Action. LCM terminates with a minimum return code of 8 after scanning the parameter file for other errors.

User Response. Review the MANAGE VIRTUAL statement and make sure that the parameter coded was not intended for a MANAGE PHYSICAL statement. Correct the syntax error and re-submit the job.

LCM1262W

CMAXEJ(value) is larger than AMAXEJ(value) and will not be reached.

Explanation. The number of conditional ejects is larger than the absolute maximum. Since the absolute maximum will always be reached first, CMAXEJ will never be reached.

System Action. LCM continues processing normally, but will end with a minimum return code of 4.

User Response. Recode your CMAXEJ and AMAXEJ values such that CMAXEJ is equal to or less than AMAXEJ.

LCM1263E

MANAGE VIRTUAL has already been specified.

Explanation. Only one instance of the MANAGE VIRTUAL statement can be coded in the LCM parameter file. More than one MANAGE VIRTUAL statement was found.

System Action. LCM terminates with a minimum return code of 8 after scanning the parameter file for other errors.

User Response. Remove the duplicate MANAGE VIRTUAL statement from the LCM parameter file and re-submit the job.

LCM1264E

VIRTUAL is mutually exclusive with previously specified keywords.

Explanation. Previously specified keywords in the MANAGE statement implied that physical LSMs are being managed by this statement. If specified, the VIRTUAL keyword must appear as the first keyword on a MANAGE statement.

System Action. LCM terminates with a minimum return code of 8 after scanning the parameter file for other errors.

User Response. Remove the VIRTUAL keyword from the MANAGE statement. If you desire to manage virtual volumes, include a separate MANAGE VIRTUAL statement in the parameter file. Once you've corrected the LCM parameter file, re-submit the job.

LCM1265E

The ACSID, LSMID, or VIRTUAL parameter must be specified.

Explanation. The MANAGE statement requires an ACSID or LCMID for managing physical LSMs, or the VIRTUAL parameter to indicate that virtual tape is being managed.

System Action. LCM terminates with a minimum return code of 8 after scanning the parameter file for other errors.

User Response. Correct the MANAGE statement re-submit the job.

LCM1266E

COND parameter should be followed by at least one method attribute.

Explanation. The COND parameter on a METHOD statement must be followed by at least one method attribute, such as EJECT or ORDER.

System Action. LCM terminates with a minimum return code of 8 after scanning the parameter file for other errors.

User Response. Review the METHOD statement and make sure that the parameters are coded as intended. Each COND parameter should be followed by at least one management method attribute. Also, you should be aware that when a COND condition is satisfied for a volume, it sets all attributes for that volume. Thus, if you only specify EJECT(NO) after a COND parameter, ORDER will assume its default value of 50 for volumes controlled by that COND parameter.

You should also specify default management method attributes before the first COND parameter.

LCM1267I

Default attributes not specified.

Explanation. No default attributes were supplied for this METHOD statement. If none of the specified conditions are met, LCM will use the default management attributes of EJECT(ASNEEDED), ORDER(1). There will not be values for the LSMGRP, CONSOLIDATE, MIGRATE, or RECALL attributes.

System Action. LCM continues processing normally.

User Response. LCM will assign the default management attributes. If the default values are as desired, no action is necessary. Otherwise code explicit defaults for the management attributes you want. These should be coded before the first COND parameter on the METHOD statement.

LCM1267I

Default attributes not specified. EJECT(ASNEEDED) ORDER(50) assumed.

Explanation. No default attributes were supplied for this METHOD statement. This message documents the default values that will be used for the method.

System Action. LCM continues processing normally.

User Response. If the default values are as desired, no action is necessary. Otherwise code explicit defaults for the management attributes you want. These should be coded before the first COND parameter on the METHOD statement.

LCM1268E

No attributes or conditions specified.

Explanation. The METHOD statement was coded with no method attributes or conditions. At least one attribute must be specified.

System Action. LCM terminates with a minimum return code of 8 after scanning the parameter file for other errors.

User Response. Review the METHOD statement, correct the syntax error and re-submit the job.

LCM1269E

WARNDAYS value must be between 0 and 9999.

Explanation. The WARNDAYS parameter requires a number between 0 and 9999. The value coded was not within that range.

System Action. LCM terminates with a minimum return code of 8 after scanning the parameter file for other errors.

User Response. Specify 0 if you wish to disable the WARNDAYS feature. Otherwise, determine the maximum number of days your tape management system can remain inactive under normal circumstances and specify a value slightly greater than that. For example, if your tape management system never goes for more than three days without having a tape referenced, you should specify WARNDAYS(4). This will cause LCM to issue a warning message if it appears to be using an outdated (and static) copy of the TMS data base.

LCM1270E

Invalid ACTION statement subtype.

Explanation. The ACTION statement requires a subtype of EJECT, MOVE, or CONSOLIDATE.

System Action. LCM terminates processing with a minimum return code of 8.

User Response. Update the ACTION statement to specify a valid subtype, then re-submit the job.

LCM1271E

WHEN must be coded.

Explanation. The ACTION statement requires a WHEN parameter to select volumes for processing.

System Action. LCM terminates processing with a minimum return code of 8.

User Response. Update the ACTION statement to specify a WHEN condition, then re-submit the job.

LCM1272E

TO must be coded.

Explanation. The ACTION MOVE statement requires a target LSM or LSM group to be specified by the TO parameter.

System Action. LCM terminates processing with a minimum return code of 8.

User Response. Add a TO parameter to the ACTION MOVE statement to indicate where the volumes should be moved, then re-submit the job.

LCM1273E

LSMid or LSM group name expected.

Explanation. The ACTION MOVE statement TO parameter requires a target LSM or LSM group to be specified.

System Action. LCM terminates processing with a minimum return code of 8.

User Response. Correct the TO parameter, then re-submit the job.

LCM1283I

DSN not used if API is in effect.

Explanation. The API parameter was coded, indicating that LCM should obtain tape management system information from the DFSMSrmm application programming interface (API). This interface does not use a data set name to access tape management system information but DSN was specified.

System Action. LCM will use the DFSMSrmm API to obtain tape management system information. The DSN parameter is ignored and processing continues normally

User Response. If you want LCM to use information from a DFSMSrmm extract file, remove the API parameter. If you want LCM to use the DFSMSrmm API, remove the DSN parameter.

LCM1284I

DDNAME not used if API is in effect.

Explanation. The API parameter was coded, indicating that LCM should obtain tape management system information from the DFSMSrmm application programming interface (API). This interface does not use a ddname to access tape management system information, but DDNAME was specified.

System Action. LCM will use the DFSMSrmm API to obtain tape management system information. The DDNAME parameter is ignored and processing continues normally.

User Response. If you want LCM to use information from a DFSMSrmm extract file, remove the API parameter. If you want LCM to use the DFSMSrmm API, remove the DDNAME parameter.

LCM1285I

API is implied when AGENT is specified.

Explanation. The AGENT parameter was coded on a TMS RMM statement, indicating that LCM should obtain tape management system information from a remote host. LCM remote TMS access for DFSMSrmm tape management system information must use the DFSMSrmm application programming interface (API) but the API keyword was not coded.

System Action. LCM ignores any DDNAME or DSN keywords and assumes that API is in effect. Processing continues normally.

User Response. Specify the API keyword on the TMS RMM statement and remove any DDNAME or DSN keywords.

If you want LCM to use information from a DFSMSrmm extract file, you must remove the AGENT parameter from your TMS RMM statement and ensure that DDNAME or DSN is specified instead. Then update the LCM JCL by inserting an extract step in front of the LCM jobstep. Refer to the *LCM User's Guide* for more information.

LCM1286E

A maximum of 256 control fields can be specified on an ACTION statement.

Explanation. The ACTION statement does not support more than 256 fields for the CONTROL parameter. This message is printed under the 257th field specified.

System Action. LCM terminates processing with a minimum return code of 8.

User Response. Restructure your ACTION statement CONTROL parameter to reduce the number of control fields, then re-submit the job.

LCM1287E

ACTION sort key exceeds 256 bytes.

Explanation. The values for all fields specified in the CONTROL parameter of the ACTION statement will require more than 256 bytes to represent.

System Action. LCM terminates processing with a minimum return code of 8.

User Response. Restructure your ACTION statement CONTROL parameter to reduce the space needed for processing control fields, then re-submit the job. Examine the LCM volume field tables to determine the amount of space required for each field you specify.

LCM1288W

CONTROL field already used. Ignoring parameter.

Explanation. The same field was previously specified for the same CONTROL parameter.

System Action. LCM ignores the duplicate control field and continues processing. LCM will end with a minimum return code of 4.

User Response. Remove duplicate fields from your CONTROL parameter.

LCM1289W

Frozen panel support requires HSC 4.1 (plus L1H0C0) or higher.

Explanation. The ClearFrozenPanels option or the InitialLSMPanelFrozen volume field was specified, but LCM does not have enough information to implement these features. Support was added to the HSC to provide this information beginning with HSC 4.1 plus PTF L1H0C0.

System Action. LCM continues processing normally. The minimum return code LCM will receive is 4.

User Response. Update your HSC to a level that is as high or higher than that indicated in the message.

LCM1290E

Invalid keyword. Expecting YES or NO.

Explanation. The DELETE parameter requires a keyword subparameter of YES or NO. The specified subparameter was not one of these keywords.

System Action. LCM terminates with a minimum return code of 8 after scanning the parameter file for other errors.

User Response. Specify YES or NO for this parameter.

LCM1291E

Invalid VTSS name.

Explanation. The VTSS name specified was not correct.

System Action. LCM terminates with a minimum return code of 8 after scanning the parameter file for other errors.

User Response. Specify a valid VTSS name.

LCM1292E

MIGRATE must be specified before DELETE.

Explanation. The METHOD statement MIGRATE parameter must precede the DELETE parameter. MIGRATE was not specified, or DELETE was specified before MIGRATE.

System Action. LCM terminates with a minimum return code of 8 after scanning the parameter file for other errors.

User Response. Specify MIGRATE before DELETE on the METHOD statement.

LCM1293E

RECALL must be specified before VTSS.

Explanation. The METHOD statement RECALL parameter must precede the VTSS parameter. RECALL was not specified, or VTSS was specified before RECALL.

System Action. LCM terminates with a minimum return code of 8 after scanning the parameter file for other errors.

User Response. Specify RECALL before VTSS on the METHOD statement.

LCM1294E

EXPORT, MIGRATE, and RECALL are mutually exclusive.

Explanation. The EXPORT, MIGRATE, and RECALL method attributes each indicate different actions. Only one of these attributes can be assigned to a given VTV, but two or more were specified for the method's default attributes, or on the same method condition.

System Action. LCM terminates with a minimum return code of 8 after scanning the parameter file for other errors.

User Response. Specify only one of these attributes for the method's default attributes or for any of the method's conditions.

LCM1295E

At least one VTSS name must be specified.

Explanation. The VTSS parameter requires a list of VTSS names to use for recalling VTVs. The list must contain at least one VTSS name, but none were specified.

System Action. LCM terminates with a minimum return code of 8 after scanning the parameter file for other errors.

User Response. Specify at least one VTSS name for this parameter, or remove the VTSS parameter to indicate that you do not wish to specify where the VTVs are recalled.

LCM1296E

CONSOLIDATE, MIGRATE, and RECALL are mutually exclusive.

Explanation. The CONSOLIDATE, MIGRATE, and RECALL method attributes each indicate different actions. Only one of these attributes can be assigned to a given VTV, but two or more were specified for the method's default attributes, or on the same method condition.

System Action. LCM terminates with a minimum return code of 8 after scanning the parameter file for other errors.

User Response. Specify only one of these attributes for the method's default attributes or for any of the method's conditions.

LCM1297E

AGENT parameter is required.

Explanation. The TMS OPEN statement was specified but no corresponding AGENT parameter was included. This parameter is necessary for TMS OPEN.

System Action. LCM terminates with a minimum return code of 8 after scanning the parameter file for other errors.

User Response. Specify the AGENT parameter with the proper parameters within the TMS OPEN statement.

LCM1298W

The PORT parameter in TMS OPEN AGENT field is not required.
Ignoring parameter.

Explanation. The AGENT parameter within the TMS OPEN statement allows you to specify what port on which the host is listening. This makes the PORT parameter unnecessary for the TMS OPEN statement.

System Action. Processing continues. The minimum return code LCM receives is 4.

User Response. Do not specify the PORT parameter within the TMS OPEN statement.

LCM1299E

AGENT parameter was specified with incorrect format.

Explanation. The AGENT parameter specified in the TMS OPEN statement is invalid. The AGENT parameter for the TMS OPEN statement expects an absolute HTTP address based on the HTTP/1.1 protocol (rfc 2616).

System Action. LCM terminates with a minimum return code of 8 after scanning the parameter file for other errors.

Specify the AGENT parameter with the correct format. See the *LCM User's Guide* for the correct format for the AGENT parameter within the TMS OPEN statement.

LCM1300I

No VSM information will be included in this LCM run.

Explanation. There was no LCM statement within the parameter file that referred to processing VSM information. No VSM information will be processed.

System Action. Processing continues.

User Response. Informational only.

LCM1301E

TMSNAME and NOTMS parameters are mutually exclusive.

Explanation. The NOTMS parameter indicates that LCM should not use tape management system information for volumes in the subpool. The TMSNAME parameter indicates a specific tape management system from which LCM should obtain information. These parameters are in conflict with each other.

System Action. LCM terminates with a minimum return code 8 after scanning the parameter file for other errors.

User Response. If the tape management system information is wanted for volumes in this subpool, remove the NOTMS parameter. Otherwise, remove the TMSNAME parameter instead.

LCM1309E

Invalid RMM extract file DATEFORM. Should be one of A, E, I or J.

Explanation. On the TMS RMM statement, the DATEFORM keyword must specify one of the acceptable values:

'A' (American mm/dd/yyyy)
'J' (Julian yyyy/ddd)
'E' (European dd/mm/yyyy)
'I' (ISO yyyy/mm/dd)

System Action. LCM terminates with a minimum return code of 8.

User Response. Correct the syntax error and resubmit.

LCM1310E

This LSMID does not have any CAPs.

Explanation. An EJCAP keyword specified an LSM-id for an LSM that does not have any CAPs configured.

System Action. LCM terminates with a minimum return code of 8.

User Response. Update all EJCAP keywords to specify LSM-ids that have CAPs defined to them.

LCM1312E

A field name is not allowed here.

Explanation. In a logical expression, a field name was present where it wasn't allowed.

System Action. LCM terminates with a minimum return code of 8 after scanning the parameter file for other errors.

User Response. Correct the statement and re-submit the job.

LCM1313E

Invalid range.

Explanation. In a logical expression a range was specified where the first value is not less than or equal to the second value or the second value is not the same type as the first value.

System Action. LCM terminates with a minimum return code of 8 after scanning the parameter file for other errors.

User Response. Correct the statement and re-submit the job.

LCM1314W

This string is not considered a mask. If it is a mask, use the MATCHES condition. Specify OPTIONS NOLCM1314W to eliminate this warning.

Explanation. This string contains a wildcard, but the comparison operator is not MATCHES.

System Action. Processing continues. The minimum return code LCM receives is 4.

User Response. For this condition to be true, the value compared must be literally compared to the string. If you meant for the comparison to match any value using a wildcard, change the comparison operator to MATCHES. If you are looking for the literal match and do not wish to see this warning, you can code the parameter NOLCM1314W on the OPTIONS statement and this message will no longer be issued and return code 4 will not be set for this string.

LCM1316E

Expecting '.,'.

Explanation. The MVC_VTV report contains detail lines with information for both the MVC and the VTV. Some fields are present for both an MVC and a VTV, for example, field name 'serial'. In that case you must qualify the field name with the prefix MVC. or VTV, for example, MVC.serial.

System Action. LCM terminates with a minimum return code of 8 after scanning the parameter file for other errors.

User Response. Correct the parameter file by qualifying the field name with MVC. or VTV., then re-submit the job.

LCM1317E

Qualifier qualifier can not be specified here.

Explanation. A field name can not contain a qualifier in this statement. An example of a qualifier is MVC.serial where 'MVC.' qualified the field serial as being an MVC serial.

System Action. LCM terminates with a minimum return code of 8 after scanning the parameter file for other errors.

User Response. Remove the qualifier and re-submit the job.

LCM1318E

Qualifier qualifier can not be specified for field field name.

Explanation. You cannot qualify a VTV specific field with the 'MVC.' qualifier. You cannot qualify a MVC specific field with the 'VTV' Qualifier.

System Action. LCM terminates with a minimum return code of 8 after scanning the parameter file for other errors.

User Response. Correct the field name and re-submit the job.

LCM1319E

Expecting ',,'.

Explanation. A function required a comma (,) between the parameters.

System Action. LCM terminates with a minimum return code of 8 after scanning the parameter file for other errors.

User Response. Check the syntax of the function and insert a comma where appropriate.

LCM1321E

MVC.volser or VTV.volser must be the first control field to specify the BREAKZERO parameter. The qualifier is not optional.

Explanation. The BREAKZERO parameter of the MVC_VTV report requires MVC.volser or VTV.volser as the first control field. If MVC.serial is first, a control break will occur if there are zero VTVs for an MVC. If VTV.serial is first, a break occurs for zero MVCs for the VTV.

System Action. LCM terminates with a minimum return code of 8 after scanning the parameter file for other errors.

User Response. Either remove BREAKZERO from the REPORT MVC_VTV statement, or specify MVC.serial or VTV.serial as the first field in the CONTROL parameter.

LCM1322E

This field or condition can not be used in this function.

Explanation. Each function accepts values of a given type. For example, functions BREAK_SUM and BREAK_AVG require numeric fields. The type of the field or condition specified was not one supported by the function.

System Action. LCM terminates with a minimum return code of 8.

User Response. Correct the field name and resubmit the job.

LCM1323E

This function cannot be used here.

Explanation. A function was specified in a place where it could not be supported. For example, you cannot specify break functions such as BREAK_SUM as part of a WHEN condition.

System Action. LCM terminates with a minimum return code of 8.

User Response. Correct the syntax error and resubmit the job.

LCM1324E

Specify TRUEVALUE and FALSEVALUE parameters before COLUMN and CONTROL parameters.

Explanation. The TRUEVALUE or FALSEVALUE parameters must be specified before their respective values may be used. They cannot be specified following a COLUMN or CONTROL parameter.

System Action. LCM terminates with a minimum return code of 8.

User Response. Correct the syntax error and resubmit the job.

LCM1325E

Expecting parameter or statement terminator.

Explanation. LCM was expecting another parameter or the end of the statement but found a delimiter or other invalid syntax instead.

System Action. LCM terminates with a minimum return code of 8 after scanning the parameter file for other errors.

User Response. Correct the syntax error and resubmit the job.

LCM1326E

Keyword is not a valid parameter for REPORT *type* template.

Explanation. The keyword specified is not a valid template parameter when for this template call.

System Action. LCM terminates with a minimum return code of 8 after scanning the parameter file for other errors.

User Response. Correct the syntax error and resubmit the job.

LCM1327E

Keyword has already been specified for REPORT *type* template.

Explanation. The keyword was already specified for this template call.

System Action. LCM terminates with a minimum return code of 8 after scanning the parameter file for other errors.

User Response. Correct the syntax error and resubmit the job.

LCM1328E

Name is too long.

Explanation. The name specified for a template variable is longer than 12 characters.

System Action. LCM terminates with a minimum return code of 8 after scanning the parameter file for other errors.

User Response. Choose a shorter name for your template variable.

LCM1329E

Unexpected ' ' (' ' .

Explanation. The template keyword specified does not have sub-parameters, but an opening parenthesis was specified.

System Action. LCM terminates with a minimum return code of 8 after scanning the parameter file for other errors.

User Response. Do not specify a sub-parameter for the keyword.

LCM1330E

Keyword *parameter* is required by the REPORT *type* template.

Explanation. The REPORT *type* template defines *parameter* as a required parameter, but it wasn't specified on the statement. Typically, required keywords are used to supply values needed to generate the intended report statement. For example, TITLE('text').

System Action. LCM terminates with a minimum return code of 8 after scanning the parameter file for other errors.

User Response. Update your statement to specify *parameter* and resubmit the job.

LCM1331E

This field is not allowed here.

Explanation. The field specified is not supported in the statement and parameter on which it was coded. For example, RDAY is not supported in the WHEN condition of a SET METHOD statement.

System Action. LCM terminates with a minimum return code of 8 after scanning the parameter file for other errors.

User Response. In the *LCM Quick Reference*, refer to the appropriate field table for the statement you are coding to determine which fields are available. Correct the syntax error and resubmit the job.

LCM1332E

Keyword is not valid here in format specifier.

Explanation. An invalid keyword was found where a format specifier was expected.

System Action. LCM terminates with a minimum return code of 8 after scanning the parameter file for other errors.

User Response. Correct the syntax error and resubmit the job.

LCM1333E

Expecting substring position.

Explanation. The SUBSTR function requires a starting position.

System Action. LCM terminates with a minimum return code of 8 after scanning the parameter file for other errors.

User Response. Specify a starting position for SUBSTR that is between 1 and the length of the field you are using, then resubmit the job.

LCM1334E

The position for this field must be between 1 and *maximum*.

Explanation. The starting position for SUBSTR(*field*, *position* [,*length*]) was not within the bounds of the specified *field*. For example, if you specify field InitialLSMCell, which has a length of 14 characters, you cannot specify a starting position greater than 14.

System Action. LCM terminates with a minimum return code of 8 after scanning the parameter file for other errors.

User Response. Correct the syntax error and resubmit the job.

LCM1335E

Expecting substring length.

Explanation. The SUBSTR(*field*, *position* [,*length*]) function accepts an optional length parameter. A comma was coded following the *position* parameter, indicating a value for *length* would be specified, but none was found.

System Action. LCM terminates with a minimum return code of 8 after scanning the parameter file for other errors.

User Response. Remove the comma following *position* or specify a valid *length* for the substring.

LCM1336E

With the specified position, the minimum length is 1 and the maximum length is *value*.

Explanation. The value specified for length cannot be longer than the remaining length of the field, given the size of the field and the specified starting point.

System Action. LCM terminates with a minimum return code of 8 after scanning the parameter file for other errors.

User Response. Revise your SUBSTR parameters to specify a substring that is fully contained within the specified *field*.

LCM1337E

SUBSTR is only valid for character fields.

Explanation. The SUBSTR(*field*, *position* [*length*]) function only works with fields defined as type character.

System Action. LCM terminates with a minimum return code of 8 after scanning the parameter file for other errors.

User Response. Correct the syntax error and resubmit the job.

LCM1338E

Field(value/range list) is not allowed here.

Explanation. When specifying comparisons, you can code a field list or a condition, but you cannot mix the two formats. For example, instead of coding...

```
(DaysSinceReferenceTMS gt 6 and volser(a00000-a00500))
```

...you should code:

```
(DaysSinceReferenceTMS gt 6 and volser ge 'a00000' and volser le  
'a00500')
```

System Action. LCM terminates with a minimum return code of 8 after scanning the parameter file for other errors.

User Response. Correct the syntax error and resubmit the job.

LCM1339E

Field(value/range list) or '''' expected.

Explanation. A comparison using the field list format was not completed properly. This can occur if you forget the closing parenthesis or if you mix a field list format with a condition.

System Action. LCM terminates with a minimum return code of 8 after scanning for additional errors.

User Response. Correct the syntax error and resubmit the job.

LCM1340E

Size must be specified when justification is specified.

Explanation. In a REPORT statement, a field was specified with LEFT, CENTER, or RIGHT justification but the size of the output column was not included. The size is required when justification is requested.

System Action. LCM terminates with a minimum return code of 8 after scanning for additional errors.

User Response. Correct the syntax error and resubmit the job.

LCM1341E

Preceding field is not boolean.

Explanation. A boolean operator such as AND or OR must be preceded by a condition (which would produce TRUE or FALSE) or by a boolean field. The preceding value was a non-boolean field.

System Action. LCM terminates with a minimum return code of 8.

User Response. Correct the syntax error and resubmit the job.

LCM1342E

This column is already related to another column.

Explanation. The present column specifies RELATE, but is covered by a previous RELATE parameter.

System Action. LCM terminates with a minimum return code of 8 after scanning for additional errors.

User Response. Correct the syntax error and resubmit the job.

LCM1343E

Expecting number of columns to relate.

Explanation. The number of columns for RELATE(*columns* "text") was not specified.

System Action. LCM terminates with a minimum return code of 8 after scanning for additional errors.

User Response. Correct the syntax error and resubmit the job.

LCM1344E

Expecting a heading to relate columns.

Explanation. The heading text for RELATE(*columns* "text") was not specified.

System Action. LCM terminates with a minimum return code of 8 after scanning for additional errors.

User Response. Correct the syntax error and resubmit the job.

LCM1345E

Relate columns number exceeds columns supplied by excess.

Explanation. The number specified in the RELATE(*columns* "text") was more than the remaining number of columns.

System Action. LCM terminates with a minimum return code of 8 after scanning for additional errors.

User Response. Correct the syntax error and resubmit the job.

LCM1346E

Relate heading '*heading*' is *number* too long. It can be as long as the sum of the related field sizes and the gutters between them.

Explanation. Relate headings tie multiple columns together for easier reading of the report. They cannot exceed the combined width of the related columns, including any shared gutter space.

System Action. LCM terminates with a minimum return code of 8 after scanning for additional errors.

User Response. Correct the syntax error and resubmit the job.

LCM1347E

Templates and includes can not be nested.

Explanation. A template produced syntax (included lines) that invoked another template.

System Action. LCM terminates with a minimum return code of 8 after scanning for additional errors.

User Response. Correct the syntax error and resubmit the job.

LCM1349E

LISTDD and LISTDSN are the only parameters that can be qualified.

Explanation. In a REPORT MVC_VTV statement, you can qualify LISTDD or LISTDSN to indicate that the volume serials identified in the file are MVCs or VTVs. You cannot qualify any other REPORT keyword.

System Action. LCM terminates with a minimum return code of 8 after scanning for additional errors.

User Response. Remove the unnecessary qualifier and resubmit the job.

LCM1350W

NCS 6.2 or above is required for this field to have a valid value.

Explanation. The field specified can only have a valid value if NCS 6.2 or above is reading in the values. Your system is not at the minimum level of NCS 6.

System Action. The field will be missing if type character, integer, date or time and false if type boolean. The minimum return code LCM receives is 4. Processing Continues.

User Response. You can remove this field from your parameter file or run LCM on a system with NCS 6.2 or above and use this field.

LCM1351W

MVCPPOOL information must be in the CDS for this field to have a valid value.

Explanation. The following volume fields require MVCPPOOL information, but no MVCPPOOLS are defined in the CDS: MVCPoolName, MVCPoolMVCFree, MVCPoolMaxMVC, MVCPoolThreshold, MVCPoolReclaimStart, and MVCPoolNoReclaim.

System Action. All occurrences of the volume field will be provided with missing values. ExLM terminates with a minimum return code of 4.

User Response. Code the VAULT parameter with a valid vault name.

LCM1352E

DAYS_SINCE and DAYS_UNTIL only valid for non-expiration date fields.

Explanation. DAYS_SINCE and DAYS_UNTIL require valid date values in order to compute a valid number. Non-date fields and expiration date fields (which can contain expiration information such as CATLG, etc), are not supported for these functions.

System Action. LCM terminates with a minimum return code of 8 after scanning the parameter file for other errors.

User Response. Code the VAULT parameter with a valid vault name.

LCM1900E

Error in line *number* of the *type name* template.

Explanation. LCM encountered a terminating error in the template file. Another message, such as LCM1904E will precede this message.

System Action. LCM terminates with a minimum return code of 8.

User Response. Correct the syntax error and resubmit the job.

LCM1901E

Token unexpected.

Explanation. The end of the current template statement was expected, but *Token* was found.

System Action. LCM terminates with a minimum return code of 8 after scanning the template and parameter file for additional errors.

User Response. Correct the syntax error and resubmit the job.

LCM1902E

Type is not a valid template statement type.

Explanation. Template statements can be of type BODY, IF, ELSE, ELSEIF, ENDIF, FOREACH, ENDFOREACH, ERROR, and so on. The statement type specified was not a valid template statement type.

System Action. LCM terminates with a minimum return code of 8 after scanning the template and parameter file for additional errors.

User Response. Correct the syntax error and resubmit the job.

LCM1903E

Missing # ENDTEMPLATE.

Explanation. The ENDTEMPLATE statement was not present in the template file. This statement is required and its absence is interpreted as a truncated file.

System Action. LCM terminates with a minimum return code of 8 after scanning the template and parameter file for additional errors.

User Response. Correct the syntax error and resubmit the job.

LCM1904E

Statement type is misplaced.

Explanation. The template statement is not valid here. For example, the ENDIF statement cannot be coded before an IF statement.

System Action. LCM terminates with a minimum return code of 8.

User Response. Correct the syntax error and resubmit the job.

LCM1905E

Expecting quoted string.

Explanation. A quoted string was expected but was not found. For example, the ERROR statement requires a quoted string for the error message. The following statement is not valid:

```
# ERROR Template keyword DATE was not specified.
```

But the statement below is valid.:

```
# ERROR 'Template keyword DATE was not specified.'
```

System Action. LCM terminates with a minimum return code of 8 after scanning the template and parameter file for additional errors.

User Response. Correct the syntax error and resubmit the job.

LCM1906E

Variable is not defined.

Explanation. Template variable *Variable* was referenced in the current statement but has not been defined in this template.

System Action. LCM terminates with a minimum return code of 8 after scanning the template and parameter file for additional errors.

User Response. Correct the syntax error and resubmit the job.

LCM1907E

Expecting variable.

Explanation. A variable name was expected in this position of the template file but a delimiter or other value was specified instead.

System Action. LCM terminates with a minimum return code of 8 after scanning the template and parameter file for additional errors.

User Response. Correct the syntax error and resubmit the job.

LCM1908E

Expecting a KEYWORD or POSITIONAL variable.

Explanation. A keyword or positional variable was expected, but another type of variable, such as a cursor variable, was found.

System Action. LCM terminates with a minimum return code of 8 after scanning the template and parameter file for additional errors.

User Response. Correct the syntax error and resubmit the job.

LCM1909E

Expecting a CURSOR variable.

Explanation. The FOREACH statement expects a cursor variable and a list variable.

FOREACH *cursor_variable* IN *list_variable*

The *cursor_variable* was not specified.

System Action. LCM terminates with a minimum return code of 8 after scanning the template and parameter file for additional errors.

User Response. Correct the syntax error and resubmit the job.

LCM1910E

TEMPLATE must be first non-comment line.

Explanation. Comments of the form:

/* This template exists to serve as an example.

Can precede the TEMPLATE statement, but the first statement in a template must be of the form:

TEMPLATE *type name*

System Action. LCM terminates with a minimum return code of 8 after scanning the template and parameter file for additional errors.

User Response. Correct the syntax error and resubmit the job.

LCM1911E

Template type is missing or does not match.

Explanation. The TEMPLATE statement specifies the type of the template, which must match the type specified in the template call.

TEMPLATE *type name*

System Action. LCM terminates with a minimum return code of 8 after scanning the template and parameter file for additional errors.

User Response. Correct the syntax error and resubmit the job.

LCM1912E

Template name is missing or does not match.

Explanation. The TEMPLATE statement specifies the name of the template, which must match the member name in which the template resides.

TEMPLATE *type name*

System Action. LCM terminates with a minimum return code of 8 after scanning the template and parameter file for additional errors.

User Response. Correct the syntax error and resubmit the job.

LCM1913E

Expecting EQ or NE.

Explanation. A template condition must be of the form:

variable EQ|NE *token*

but the conditional operator EQ or NE was not provided.

System Action. LCM terminates with a minimum return code of 8 after scanning the template and parameter file for additional errors.

User Response. Correct the syntax error and resubmit the job.

LCM1914E

Expecting token.

Explanation. A template condition of the form

variable EQ|NE *token*

was specified, but the token was not provided. Example of correct usage:

elseif *value* eq ,

The above condition checks *variable* value to see if it equals a comma.

System Action. LCM terminates with a minimum return code of 8 after scanning the template and parameter file for additional errors.

User Response. Correct the syntax error and resubmit the job.

LCM1915E

Expecting IN.

Explanation. The required keyword IN was not specified on the FOREACH statement. IN is a required keyword.

System Action. LCM terminates with a minimum return code of 8 after scanning the template and parameter file for additional errors.

User Response. Update the FOREACH statement to correct the syntax error and resubmit the job.

LCM1916E

Expecting KEYWORD or POSITIONAL variable.

Explanation. There was not a variable name following the IN keyword of the FOREACH statement. FOREACH statement must specify a variable from which a list can be extracted. For example:

```
# foreach token in summary
```

Specifies a loop over the elements of variable summary, using variable *token* to hold the current list element.

System Action. LCM terminates with a minimum return code of 8 after scanning the template and parameter file for additional errors.

User Response. Correct the syntax error and resubmit the job.

LCM1917E

Variable *name* is already defined.

Explanation. Variable *name* was already defined by a previous KEYWORD statement.

System Action. LCM terminates with a minimum return code of 8 after scanning the template and parameter file for additional errors.

Remove the duplicate KEYWORD statement from your template and resubmit the job.

Log File Message Formats

LCM logs messages with a prefix of “LCM2” in the LCM log file. These have the following format:

`LCM2nnnc message-text`

where:

LCM2 is a log file message prefix.

- *nnn* is a 3-digit message number which uniquely identifies the message.
- *c* is the message severity as described in [TABLE 1-4](#).

TABLE 1-4 Log File Message Severities

Message Code	Description
I	Information message, return code 0.
W	Warning message, return code 4.
E	Error message, return code 8.
C	Catastrophic error message, return code 16.

message-text describes an event, condition, or request and can include text and variable information.

Log File Message Descriptions

LCM2002I

Module *module* level: FMID=*fmid* RMID=*rmid* DATE=*yyyy-mm-dd* TIME=*time*.

Explanation. If PARM=MODLEVEL is specified on the EXEC statement, this message will be written to the LCM log once for each LCM module loaded. The message contains information extracted from the module header of module and documents the module's current maintenance level.

System Action. Processing continues normally.

User Response. Normally, no action is required. However, if a problem with LCM is called in to StorageTek Software Support, you may be asked to read the information in the message over the phone.

LCM2003I

Module *name* used for HSC interface.

Explanation. If PARM=MODLEVELS is specified on the EXEC statement, this message will be written to the LCM log to identify which module is being used for interaction with the HSC.

System Action. Processing continues normally.

User Response. Normally, no action is required. However, if a problem with LCM is called in to StorageTek Software Support, you may be asked to read the information in the message over the phone.

LCM2004I

Module *modname* used for TMS interface.

Explanation. If PARM=MODLEVELS is specified on the EXEC statement, this message will be written to the LCM log to identify which module is being used to retrieve tape management system information.

System Action. Processing continues normally.

User Response. Normally, no action is required. However, if a problem with LCM is called in to LCM Customer Support, you may be asked to read the information in the message over the phone.

LCM2100I

Volume *volume* moved from *cell-address* to *cell-address*.

Explanation. LCM successfully moved the volume from one LSM to another.

System Action. Processing continues.

User Response. None; informational only.

LCM2101W

Volume *volume* move to LSM *lsmid* failed RC=*rc* Reason=*x'reason1,reason2'*

Explanation. An attempt to move a cartridge to LSM *lsmid* failed. The RC and Reason values are return codes from the HSC programmatic interface.

System Action. Processing continues. The minimum return code LCM receives is 4.

User Response. The cartridge may have been selected when LCM attempted to move it. Re-execute LCM later when the cartridge is available.

LCM2102W

sls-msgid HSC-status-message

Explanation. An attempt to move a cartridge has failed. LCM prints the HSC error message identifier and text under message ID LCM2102W.

System Action. Processing continues. The minimum return code LCM receives is 4.

User Response. Respond as indicated for HSC message *sls-msgid*.

LCM2106I

Volume <volser> changed to scratch in CDS. (Ref <date><time> = <hours> hrs)

Explanation. The volume's HSC scratch status has been changed to scratch by LCM SYNC processing. This information shows the results of the calculated reference time during that processing.

System Action. Processing continues.

User Response. None; informational only.

LCM2107W

Unable to change scratch status of volume. SCRATCH failed RC=rc Reason=X' reason1, reason2' .

Explanation. LCM was unable to change the scratch status of the volume. The RC and Reason values are HSC Programmatic Interface return codes that describe the error.

System Action. Processing continues. The minimum return code LCM receives is 4.

User Response. The cartridge may have been selected when LCM attempted to scratch it. Re-execute LCM later when the cartridge is available.

LCM2108W

Volume *volser* not available for [SCRATCH | UNSCRATCH] .

Explanation. LCM attempted to scratch volume *volser* as instructed for an ACTION SCRATCH statement but the HSC responded that the volume was not available.

System Action. Processing continues. The minimum return code LCM receives is 4.

The volume may have been selected when LCM attempted to SCRATCH it. Use an HSC display command to determine the status of the volume and, if necessary, re-execute LCM later when the volume is available.

LCM2109I

Volume *volume* changed to not scratch in CDS.

Explanation. The volume's HSC scratch status has been changed to not-scratch by LCM SYNC processing.

System Action. Processing continues.

User Response. None; informational only.

LCM2110W

Unable to change scratch status of volume. UNSCRATCH failed RC=
rc Reason=X' *reason1*, *reason2*'.

Explanation. LCM was unable to change the scratch status of the volume. The RC and Reason values are HSC Programmatic Interface return codes that describe the error.

System Action. Processing continues. The minimum return code LCM receives is 4.

User Response. The cartridge may have been selected when LCM attempted to unscratch it. Re-execute LCM later when the cartridge is available.

LCM2111I

Volume *volser* already [SCRATCH | NOT SCRATCH].

Explanation. LCM attempted to scratch volume *volser* as instructed for an ACTION SCRATCH or UNSCRATCH statement but the volume's scratch status was already the desired value. This can occur if another job changes the volume's status while LCM is running.

System Action. None. Processing continues normally.

None; informational only.

LCM2112I

Volume *volser* has been ejected.

Explanation. LCM has ejected the volume successfully. This message can be produced for volumes that were picked by LCM to be ejected, but were subsequently ejected by another means.

System Action. Processing continues.

User Response. None; informational only.

LCM2115I

Unknown volume serial in reply from EJECT request: *volser*
(*hex-volser*).

Explanation. An EJECT request returned an unrecognized volume name as part of its status response.

System Action. Processing continues.

User Response. This is an internal error and should not occur. Contact StorageTek Software Support.

LCM2122I

VTV <*volser*> scratch status not updated. Volume was referenced
in the SYNCVTV grace period. (Ref <date><time> = <hours> hrs)

Explanation. A virtual tape volume that was found to be non-scratch in the CDS and scratch in the tape management system was not made scratch during a run specifying SYNCVTV as the volume had been referenced within the specified grace period set in the SYNCVTV option parameter. This information shows the results of the calculated reference time during that processing.

System Action. LCM continues processing, bypassing the command to scratch the virtual tape volume.

User Response. None.

LCM2127W

Command <command> CSV[<index>]=<tag name>: unknown_data_tag.

Explanation. LCM issued command <comand> via the SMC UII with a list of comma-separated tag names. The tag requested is listed as <tag name>, but the UII responded with unknown_data_tag.

System Action. The command is executed normally, but no values will be returned for the tag listed and LCM will proceed with missing values for that tag. In most cases, this will be a value that would populate an LCM volume field, so custom reports specifying the associated volume field may be affected.

User Response. This condition is not normal and should not occur. Please contact software support.

LCM2128W

Scratch status for <volume> not updated. Unable to verify reference date and time.

Explanation. Immediately prior to scratching a volume for SYNC or SYNCVTV, the volume's status is checked using "DISPLAY VOLUME" or "DISPLAY VTV". The command failed and the volume's current scratch status could not be verified.

System Action. The SCRATCH for volume <volume> is not performed. The HSC scratch status of the volume will remain out of sync with the tape management system. LCM will continue processing.

User Response. Look in LCMLOG for messages indicating why the attempt to obtain information failed. Collect the reason and return code information and contact software support.

LCM2300W

Volume volser not moved from LSM *lsm-id1* to LSM *lsm-id2*:Reason

Explanation. LCM has chosen the volume for movement from *lsm-id1* to *lsm-id2*, but did not move the volume. The reason for not moving the volume is one of the following:

- It was recently used or selected.
- The volume was a scratch volume selected by LCM for movement, but was selected by another user or process during LCM execution.
- No cells are available.
- No room was available in *lsm-id2* and none would become available during LCM execution. This may occur if one or more planned ejects from *lsm-id2* or planned moves out of *lsm-id2* could not be performed.
- canceled due to STOP command.
- A STOP LCM command was issued. Message LCM2300W is issued with this reason for each planned move that was not performed due to early termination of LCM.
- Reply to message LCM4022A was ABORT.
- LCM determined that it could not continue without operator intervention and issued WTOR message LCM4022A. The operator replied ABORT, which implies that all remaining moves and ejects should be aborted. This message is issued for each planned move that was aborted for that reason.

System Action. Processing continues. The minimum return code LCM receives is 4.

User Response. Re-execute LCM later.

LCM2302W

Volume *volser* not ejected from LSM *lsm-id*: *reason*.

Explanation. LCM has chosen the volume for ejection from *lsm-id*, but did not perform the ejection for the reason given:

- STOP LCM command was entered.
- A STOP LCM command was issued. Message LSM2302W is issued with this reason for each planned eject that was not performed due to early termination of LCM.
- It was recently used or selected.
- The volume was selected by another user or process during LCM execution.
- It was errant when action attempted.
- The HSC reported the status of the volume as errant.
- It was mounted when action was attempted.
- The volume was mounted at the time LCM attempted to eject it.
- Reply to delay WTOR was ABORT or FAIL.
- LCM determined that it could not continue without operator intervention and issued the WTOR message LCM4022A. The operator replied ABORT or FAIL, which implies that all remaining moves and ejects should be aborted. This message is issued for each planned eject that was aborted for that reason.
- Reason is not known (see LCMLOG).
- The volume was not ejected, but LCM was unable to determine the specific reason. Message LCM2114W is also written to the LCM log to document the return code and reason codes associated with this HSC eject request.
- No magazine in CAP.
- The volume could not be ejected because there were no magazines in the CAP.
- Volume is in manual mode LSM.
- *lsm-id* was in manual mode when the HSC made the eject request.
- Volume is in disconnected ACS.
- The volume cannot be ejected from *lsm-id* because it is in another ACS.
- Volume is in use by another host.
- The volume was selected by a host other than the one currently running LCM.

System Action. Processing continues. The minimum return code LCM receives is 4.

User Response. Determine why the volume was not ejected and take corrective action if necessary.

LCM may have determined that the volume was no longer eligible for ejection. This can happen if a volume gets mounted or is selected after ejects have been planned. For these volumes, no action is necessary.

If the reason given indicates a hardware problem, correct the problem and resubmit the LCM job.

If the reason given indicates a problem with the volume, examine SYSLOG for HSC messages related to the volume. You may also want to use HSC commands and/or utilities to determine the current status of the volume.

If the message indicates that LCM was not able to determine why the eject failed, look for message LCM2114W in the LCM log to see if the HSC returned any reason codes indicating the nature of the problem.

LCM2303W

Volume *volume* not moved to LSMGRP *lsm-group* as requested:
cells are not available.

Explanation. LCM was unable to move a number of volumes to the LSM group because free cells were not available within the LSM group. This message is issued once for each volume not moved.

System Action. Processing continues. The minimum return code LCM receives is 4.

User Response. Re-execute LCM later, either when free cells become available or when a LCM execution can create sufficient free cells in the LSM.

User Response.

LCM2306I

Volume *volser* was already ejected.

Explanation. If, during an EJECT attempt, LCM determines that a volume planned for ejection is no longer in the library, it issues this message and proceeds with execution.

System Action. Processing Continues.

User Response. None; Informational only.

LCM2307W

Volume *volser* not moved to [LSM *lsm-id* | LSMGRP *lsm-group*] as requested: T9940 volumes cannot reside in a 4410 LSM.

Explanation. Volume *volser* was selected for movement to the indicated LSM or LSM Group by an ACTION MOVE statement or because it was assigned method attribute LSMGRP. However, the move cannot be performed because the volume is a T9940 cartridge and cannot reside in a 4410 LSM.

System Action. Processing continues. The minimum return code LCM receives is 4.

User Response. Make appropriate changes to your defined methods or ACTION statements that can cause volumes to be selected for movement to appropriate LSMs or LSM Groups.

LCM2308I

(Identifier,Number) VTCS-command.

Explanation. LCM logs this message immediately before scheduling a VTCS command. For CONSOLID commands, the message documents the consolidation group name (CONSGRP GroupName) for which the request is being issued. For all other VTCS actions, the message documents the Action statement (ACTION name) or the management method (METHOD name) for which the request is being issued. Number indicates the request number for Identifier, and VTCS-Command is the entire text of the VTCS command being issued. Use the values listed for (Identifier, Number) to associate subsequent messages with this request.

System Action. LCM continues processing.

User Response. None; informational only.

LCM2309W

Volume *volume* already assigned to vault *vaultname*.

Explanation. LCM attempted to assign *volser* to vault name, but discovered the volume already was assigned to a different vault *vaultname*..

System Action. The vault assignment is not performed. LCM will continue processing. The minimum return code LCM receives is 4..

User Response. Investigate why your LCM run was attempting to assign a vaulted volume to a different vault..

LCM2314I

(Identifier,Number) VTV volser has been consolidated on MVC
volser.

Explanation. The VTV has been successfully consolidated.

System Action. LCM continues processing.

User Response. None; informational only. A previous LCM2308I message with the same values for Identifier and Number will show the text of the command used to perform the consolidation.

LCM2315W

(Identifier,Number) not consolidated: Reason.

Explanation. LCM was not able to consolidate the volume for the reason shown. LCM will log one message for each virtual tape volume that did not get consolidated as planned.

System Action. LCM proceeds with execution, but will complete with a minimum return code of 4.

User Response. The response you take will depend on the reason the consolidation was not performed. LCM prints the Reason text exactly as it was received from VTCS. A previous LCM2308I message with the same values for Identifier and Number will show the entire text of the command that had this problem.

LCM2316I

ACTION type for volser overrides method attribute attribute.

Explanation. An ACTION statement selected a volume for processing that is not consistent with the management method assigned to that volume.

System Action. LCM processes the volume based on instructions provided by the ACTION statement that selected it.

User Response. No action is required. The message is informational only.

LCM2317I

ACTION type not done for volser because LIMIT has been
reached.

Explanation. An ACTION statement selected a volume for processing but the LIMIT parameter of the ACTION statement has been reached.

System Action. LCM does not apply the ACTION statement's processing instructions to the volume.

User Response. No action is required. This message is informational only.

LCM2319W

EJMSG for LSM lsm-id truncated. Full text: text.

Explanation. An EJMSG was too long after processing for substitution variables to use for an eject message. The eject message is supplied for displaying with HSC message SLS1251E when a CAP door is ready to be emptied. It cannot be longer than 32 characters.

System Action. LCM uses the first 32 characters of the eject message text and continues processing. On completion, LCM will end with a minimum return code of 4.

User Response. Determine which ACTION statement was used to produce the eject message and re-code the EJMSG parameter to produce a shorter text value after variable substitution.

LCM2320W

(Identifier,Number) VTV volser not migrated: Reason.

Explanation. LCM was not able to migrate the volume for the reason shown. LCM will log one message for each virtual tape volume that did not get migrated as planned.

System Action. LCM proceeds with execution, but will complete with a minimum return code of 4.

User Response. The response you take will depend on the reason the migration was not performed. LCM prints the Reason text exactly as it was received from VTCS. A previous LCM2308I message with the same values for Identifier and Number will show the entire text of the command that had this problem.

LCM2321W

(Identifier,Number) VTV volser not recalled: Reason.

Explanation. LCM was not able to recall the volume for the reason shown. LCM will log one message for each virtual tape volume that did not get recalled as planned.

System Action. LCM proceeds with execution, but will complete with a minimum return code of 4.

User Response. The response you take will depend on the reason the recall was not performed. LCM prints the Reason text exactly as it was received from VTCS. A previous LCM2308I message with the same values for Identifier and Number will show the entire text of the command that had this problem.

LCM2322I

(Identifier,Number) VTV volser has been migrated to MVC volser.

Explanation. The VTV has been successfully migrated.

System Action. LCM continues processing.

User Response. None; informational only. A previous LCM2308I message with the same values for Identifier and Number will show the text of the command used to perform the migration.

LCM2323I

(Identifier,Number) VTV volser has been recalled to VTSS vtss.

Explanation. The VTV has been successfully recalled.

System Action. LCM continues processing.

User Response. None; informational only. A previous LCM2308I message with the same values for Identifier and Number will show the text of the command used to perform the recall.

LCM2324I

(Identifier,Number) VTCS command Command completed.

Explanation. The VTCS command shown in a previous LCM2308I message with the same values for `Identifier` and `Number` completed successfully.

System Action. LCM continues processing.

User Response. None; informational only.

LCM2325I

(Identifier,Number) Process ProcessId.

Explanation. This message documents the VTCS process-id assigned to the command shown in a previous LCM2308I message with the same values for `Identifier` and `Number`.

System Action. LCM continues processing.

User Response. None; informational only.

LCM2326I

(Identifier,Number) Cancel issued for Command command.

Explanation. In response to a STOP command, LCM has issued a CANCEL for the VTCS command shown in a previous LCM2308I message with the same values for `Identifier` and `Number`.

System Action. LCM continues processing.

User Response. None; informational only.

LCM2327W

(Identifier,Number) VTCS command Command: Response.

Explanation. The VTCS command identified by this message returned a non-zero return code along with associated response text. The return code and response text are displayed in this message.

System Action. LCM proceeds with execution, but will complete with a minimum return code of 4.

User Response. The response you take will depend on the reason the command had this problem. LCM prints the response text exactly as received from VTCS. Message LCM2313W will also be issued to document the VTCS command's final return and reason codes.

LCM2328I

(Identifier,Number) VTV volser already migrated.

Explanation. The VTV was included in a MIGRATE command by LCM, but was already migrated by the time the migration request was processed.

System Action. LCM continues processing.

User Response. None; informational only. A previous LCM2308I message with the same values for `Identifier` and `Number` will show the text of the command used to perform the migration.

LCM2329I

(Identifier,Number) VTV volser already VTSS resident.

Explanation. The VTV was included in a RECALL command by LCM, but was VTSS resident by the time the recall request was processed.

System Action. LCM continues processing.

User Response. None; informational only. A previous LCM2308I message with the same values for *Identifier* and *Number* will show the text of the command used to perform the recall.

LCM2330I

(*Identifier,Number*) VTV *volser* already consolidated.

Explanation. The VTV was included in a CONSOLID command by LCM, but was already consolidated by the time the request was processed.

System Action. LCM continues processing.

User Response. None; informational only. A previous LCM2308I message with the same values for *Identifier* and *Number* will show the text of the command used to perform the consolidation.

LCM2331W

Volume *volser* not ejected from LSM *LSM-id* as requested: no path to EJCAP LSMs.

Explanation. During the LCM run HSC has notified LCM that a configuration change is currently active.

System Action. The volume is not ejected. LCM proceeds normally but will terminate with a minimum return code of 4.

User Response. Review LCM parameter files to ensure that policies are not directing LCM to eject volumes via LSMs that cannot be reached from their home location.

LCM2332I

(*Identifier,Number*) VTV *volser* has been consolidated on MVC *volser* for EXPORT.

Explanation. This informational message logs the VTVs as they are consolidated on MVCs for export.

System Action. processing continues normally.

User Response. None.

LCM2333I

(*Identifier,Number*) MVC *volser* used for EXPORT but is not in library.

Explanation. VTCS selected and used MVC *volser* for the export, but LCM cannot find it in the library.

System Action. The MVC is not ejected. LCM proceeds normally.

User Response. Use display commands to see if the volume is in an automated library, or use your TMS to locate it.

LCM2334W

Volume *volser* not moved to *target* as requested: T9940s cannot reside in 4410s.

Explanation. An ACTION statement or management method indicated that a volume should be moved. However, the volume is a T9940 and the target location includes 4410 libraries.

System Action. LCM continues processing, but will terminate with a minimum return code of 4.

User Response. Review LCM parameter files and make changes as needed to avoid moving T9940 cartridges to 4410 libraries.

LCM2335W

(Identifier,Number) VTV volser not exported: reason.

Explanation. The VTV was included in an EXPORT command by LCM, but was not exported for the listed reason.

System Action. LCM continues processing, but will terminate with a minimum return code of 4.

User Response. Examine the reason for the failure and make changes as needed to the LCM run.

LCM2336W

(Identifier,Number) MVC volser not drained: Reason.

Explanation. LCM was not able to drain the volume for the reason shown. LCM will log one message for each volume that did not get drained as planned.

System Action. LCM proceeds with execution, but will complete with a minimum return code of 4.

User Response. The response you take will depend on the reason the drain was not performed. LCM prints the Reason text exactly as it was received from VTCS. A previous LCM2308I message with the same values for Identifier and Number will show the entire text of the command that had this problem.

LCM2337I

(Identifier,Number) MVC volser has been drained.

Explanation. The indicated MVC was successfully drained.

System Action. None. Processing continues normally.

User Response. None; informational only. A previous LCM2308I message with the same values for Identifier and Number will show the text of the command used to perform the drain.

LCM2338W

(Identifier,Number) MVC volser not reclaimed: Reason.

Explanation. LCM was not able to reclaim the volume for the reason shown. LCM will log one message for each volume that did not get reclaimed as planned.

System Action. LCM proceeds with execution, but will complete with a minimum return code of 4.

User Response. The response you take will depend on the reason the recall was not performed. LCM prints the Reason text exactly as it was received from VTCS. A previous LCM2308I message with the same values for *Identifier* and *Number* will show the entire text of the command that had this problem.

LCM2339I

(Identifier,Number) MVC volser has been reclaimed.

Explanation. Space reclamation for the indicated MVC was successful.

System Action. None. Processing continues normally.

None; informational only. A previous LCM2308I message with the same values for *Identifier* and *Number* will show the text of the command used to perform the reclaim.

LCM2340W

message.

Explanation. During an attempt to assign a vault or a return date to a volume a status message of message was received.

System Action. Processing continues. The minimum return code ExLM receives is 4.

User Response. If the message text begins with a message identifier, use that to look up the message in the ELS documentation.

LCM2341W

(*Identifier, Number*) message.

Explanation. In response to the VTCS command indicated, LCM received the message listed.

System Action. Processing continues. The minimum return code LCM receives is 4.

If the message text begins with a VTCS message identifier, use that to look up the message in the VTCS documentation. If necessary, contact StorageTek Software Support for assistance.

LCM2342I

Volume volume return date set to yyyy-mm-dd.

Explanation. Volume volume is assigned a return date of yyyy-mm-dd.

System Action. Processing continues.

User Response. None; informational only.

LCM2343I

Volume volume return date not set, already has return date of yyyy-mm-dd.

Explanation. An attempt was made to assign a return date to volume volume, but the volume already has a return date of yyyy-mm-dd.

System Action. Processing continues. The volume retains it's current return date.

User Response. None; informational only.

LCM2345I

((Identifier,Number)) VTV volser used for EXPORT but it is not in library.

Explanation. VTCS did not have VTV volser in its database but LCM selected it for Export.

System Action. Processing continues.

User Response. Examine LCM parameters that selected a VTV that did not exist in the HSC CDS.

LCM2346I

Volume volser has been assigned to vault name vaultname.

Explanation. Volume *volser* has been assigned to vault name *vaultname*.

System Action. Processing continues.

User Response. None. Informational Only.

LCM2401I

Volume *volser* on pull list *pulllist* was already in LSM *lsm-id*.

Explanation. LCM does not need to make room to enter a volume on a pull list that is already in an LSM.

System Action. Processing continues.

User Response. No corrective action is necessary.

LCM2402E

Non blank character seen in reserved area in pull list
pulllist for volume *volser*.

Explanation. The pull list can only have a volume serial number between columns 1 through 6. Columns 7 through 80 are reserved for future use. Any non blank character seen after column 6 is an error.

System Action. LCM terminates processing with a minimum return code of 8 after scanning the PULLLIST file for other errors.

User Response. Correct your pull list file to remove any non blank characters after column 6.

LCM2404I

Volume *volser* on pull list *pulllist* is a T9940 and all ENLSMs are 4410s. Value ignored.

Explanation. Volume *volser* is a T9940 cartridge and cannot be entered into a 4410 library due to a hardware restriction.

System Action. Processing continues.

User Response. None; informational only.

LCM2405I

Volume *volume* on pull list *pulllist* has already been processed. Value ignored.

Explanation. The volume serial was seen more than once in a pull list file.

System Action. Processing continues.

User Response. None; Informational only.

LCM2406I

Volume *volser* on pull list *pulllist* is a virtual scratch volume. Value ignored.

Explanation. Volume *volser* is a virtual scratch volume and is always available for use. Thus, no action is required to bring the volume into automated storage.

System Action. Processing continues.

User Response. None; informational onl.

LCM2408W

Physical volume <volume> on pull list <pulllist> ignored: no managed ACS or LSM is specified."

Explanation. Physical volumes can not be entered when there are no managed LSMs or ACSs.

System Action. ExLM will continue processing.

User Response. Include a manage statement for LSMs or ACSs, or exclude the physical volumes from the pull list. See *ExLM's User Guide* for specific syntax relating to the "Manage" statement.

LCM2501E

Non blank character seen in reserved area in Method File for volume *volser*.

Explanation. A character other than a space was seen after column 17. Columns 18 through 80 are reserved for future use. Any non blank character seen after column 17 is an error.

System Action. LCM terminates processing with a minimum return code of 8 after scanning the method file for other errors.

User Response. Correct your method file to remove any characters after column 17.

LCM2502W

Entry in Method File for volume *volser* was ignored because volume *reason*.

Explanation. Volume *volser* was not eligible to have a method assigned because of *reason*. Some possible reasons: it is not in a managed LSM or it is a scratch or cleaning volume.

System Action. Processing continues. The minimum return code LCM receives is 4.

User Response. You may remove the entries for volsers that cannot have a method assigned.

LCM2503E

Method *method* in Method File has not been specified in the parameter file for volume *volser*.

Explanation. The method has not been specified in the LCM parameter file.

System Action. LCM terminates processing with a minimum return code of 8 after scanning the method file for other errors.

User Response. Either remove the method from the method file or code the method correctly in the LCM parameter file and resubmit the job.

LCM2504I

Volume *volser* in Method File has already been processed. Value ignored.

Explanation. The volume has already appeared at least once in the method file.

System Action. Processing continues.

User Response. You may remove all occurrences of the volume except for one.

LCM2505E

Volume *volser* in Method File has invalid Uncond/Default attribute of *value*.

Explanation. The LCM METHODFILE option was specified. While reading the file allocated to ddname LCMTHIN, LCM encountered a record that contained invalid information in the Uncond/Default column. The invalid value is listed in the message text. The only valid values for the Uncond/Default column in a method file are a blank, a 'D', or a 'U'.

System Action. LCM continues processing the method file, then terminates with a minimum return code of 8.

User Response. Update your processing to ensure that method files are created with the correct value in the Uncond/Default column. Please refer to *LCM System Administrator's Guide*, "Appendix B: Data Areas," METHODFILE record, for more information on the layout of method file records.

LCM2506E

Non-blank character in reserved area for ACTION *name* LIST file for volume *volser* on line *number*.

Explanation. The file identified by the ACTION statement LISTDD or LISTDSN keyword contained non-blank characters outside of columns 1-6.

System Action. LCM terminates with a minimum return code of 8.

User Response. ACTION LISTDD and LISTDSN files should contain volume serial numbers in columns 1 through 6. All other columns must be blank to ensure compatibility with future releases of LCM.

LCM2507I

ACTION *name* line *number*: Volume *volser* is not in automated storage. Ignored.

Explanation. Volume *volser*, identified in the LISTDD or LISTDSN file for Action statement *name*, is not in automated storage and therefore is not eligible for the action.

System Action. LCM ignores the volume and processing continues normally.

User Response. None; informational only.

LCM2508I

ACTION *name* line *number*: Volume *volser* is scratch. Ignored.

Explanation. Volume *volser*, identified in the LISTDD or LISTDSN file for ACTION statement *name*, is a scratch volume and therefore is not eligible for the action. For example, you cannot use ACTION CONSOLIDATE for scratch VTVs.

System Action. LCM ignores the volume and processing continues normally.

User Response. None; informational only.

LCM2509I

ACTION *name* line *number*: Volume *volser* is not a VTV. Ignored.

Explanation. Volume *volser*, identified in the LISTDD or LISTDSN file for ACTION statement *name*, is not a VTV and therefore is not eligible for the action. For example, you cannot use ACTION MIGRATE for physical cartridges.

System Action. LCM ignores the volume and processing continues normally.

User Response. None; informational only.

LCM2510I

ACTION *name* line *number*: Volume *volser* is not an MVC. Ignored.

Explanation. Volume *volser*, identified in the LISTDD or LISTDSN file for ACTION statement *name*, is not an MVC and therefore is not eligible for the action. For example, you cannot use ACTION MIGRATE for physical cartridges.

System Action. LCM ignores the volume and processing continues normally.

User Response. None; informational only.

LCM2511I

ACTION *name* line *number*: Volume *volser* already migrated.
Ignored.

Explanation. MVC *volser*, identified in the LISTDD or LISTDSN file for ACTION MIGRATE statement *name*, is already migrated.

System Action. LCM ignores the volume and processing continues normally.

User Response. None; informational only.

LCM2512I

ACTION *name* line *number*: Volume *volser* not in target ACS.
Ignored.

Explanation. Volume *volser*, identified in the LISTDD or LISTDSN file for ACTION MOVE statement *name*, is not an MVC and therefore is not eligible for the action. For example, you cannot use ACTION MIGRATE for physical cartridges.

System Action. LCM ignores the volume and processing continues normally.

User Response. None; informational only.

LCM2513I

ACTION *name* line *number*: Volume *volser* already assigned to
another ACTION statement. Ignored.

Explanation. Volume *volser*, identified in the LISTDD or LISTDSN file for ACTION statement *name*, was already selected by a previous ACTION statement and thus cannot be selected by the current ACTION statement.

System Action. LCM ignores the volume and processing continues normally.

None; informational only.

LCM2514I

ACTION *name* line *number*: Volume *volser* is not in a vault.
Ignored.

Explanation. Volume *volser*, identified in the LISTDD or LISTDSN file for ACTION RETURN statement *name*, is not in an SES vault and therefore is not eligible for the action.

System Action. LCM ignores the volume and processing continues normally.

User Response. None; informational only.

LCM2516I

ACTION *name* line *number*: Volume *volser* in LSM and has a vault
record. Ignored.

Explanation. An action drain selected an MVC volser but the MVC is in an LSM and has a vault record with a return date in the future. LCM will not drain this MVC because it is assumed that the MVC is in the LSM when it should be in a vault.

System Action. Processing continues.

User Response. Examine the MVC to determine if it should be ejected from the LSM and returned to the vault.

Console Message Formats

LCM displays messages with a prefix of “LCM4” at the operator console. These messages have the following format:

LCM4 $nnnc$ *message-text*

where:

LCM4 is the console message prefix.

- nnn is a 3-digit message number which uniquely identifies the message.
- c is the message severity described in [TABLE 1-5](#).

TABLE 1-5 Console Message Severities

Message Code	Description
I	Information message, no action required.
E	Information message, eventual action required.
A	Action message, immediate action required.

- *message-text* describes an event, condition, or request and can include text and variable information.

Console Message Descriptions

LCM4000I

QEDIT failed with a return code of value.

Explanation. LCM received a return code of value from the MVS QEDIT service.

System Action. LCM continues processing.

Operator Response. LCM continues, although operator command processing may not function. Contact StorageTek Software Support for assistance.

LCM4001I

Invalid LCM command.

Explanation. The command entered by the operator was not recognized by LCM.

System Action. LCM continues processing.

Operator Response. Correct and reissue the operator command.

LCM4002I

Ending quote assumed.

Explanation. A quoted string was entered as part of a LCM operator command, but the ending quote mark was missing.

System Action. LCM processes the command as though the missing quote mark was specified.

Operator Response. None. Informational only.

LCM4003

THIS RELEASE OF LCM REQUIRES Z/OS V1R4 OR HIGHER TO EXECUTE.
LCM HAS TERMINATED.

Explanation. LCM requires Z/OS V1R4 or higher to run. This system is lower than that release.

System Action. LCM terminates.

User Response. Run on Z/OS V1R4 or higher.

LCM4004I

Invalid or missing parameter on command.

Explanation. LCM found a missing or invalid parameter on a DISPLAY, PAUSE or RESUME command.

System Action. LCM continues processing.

Operator Response. Correct and reissue the command.

LCM4006I

Invalid or missing cap-id.

Explanation. LCM expected a capid on a DISPLAY, PAUSE, REDIRECT, or RESUME command. The *capid* must be a valid LSMid (*aa:ll*) or individual CAPid (*aa:ll:cc*).

System Action. LCM continues processing.

Operator Response. Correct and reissue the command.

LCM4007I

LCM status

Explanation. The message contains LCM's current status, as requested by an operator DISPLAY command.

System Action. LCM continues processing.

Operator Response. None. Informational only.

LCM4008I

CAP *cap-id* LCM status. [cap status.]

Explanation. In response to a DISPLAY command, LCM displays the current status of each individual CAP. The contents of the message is one of the following:

- CAP *capid* LCM delayed.
- CAP *capid* use by LCM paused.
- CAP *capid* use by LCM pausing.
- CAP *capid* in use by LCM. Location *location-name*
- CAP *capid* not in use by LCM.

System Action. LCM continues processing.

Operator Response. None. Informational only.

LCM4009I

CAP *cap-id* Ejects: Completed=*value* Remaining=*value*

Explanation. In response to a DISPLAY command, this message shows the current status of EJECT processing for a particular CAP. The complete value represents the number of eject requests have been processed, whether they were successful or not. The remaining value is the number of outstanding requests.

System Action. LCM continues processing.

Operator Response. None. Informational only.

LCM4010I

move-status.

Explanation. In response to a DISPLAY command, this message shows the status of move processing by LCM. Other messages provide more detail. The contents of *move-status* may be any of the following:

- Moves by LCM are paused.
- Moves by LCM are pausing.
- Moves are active for LCM.
- Moves not active for LCM.

System Action. LCM continues processing.

Operator Response. None. Informational only.

LCM4011I

Moves: Completed=*value* Remaining=*value*.

Explanation. In response to a `Display` command, this message shows the numbers of planned moves that have been processed and the number that remain to be processed. The complete *value* represents the number of eject requests have been processed, whether they were successful or not.

System Action. LCM continues processing.

Operator Response. None; informational only.

LCM4012E

Ejects via CAP *cap-id* delayed. *Reason*.

Explanation. LCM is unable to continue ejecting volumes through CAP *capid*.

Reason is one of the following:

- CAP, LSM, or ACS is offline.
- When LCM attempted to eject cartridges, the HSC reported that the CAP, LSM, or ACS was offline (in manual mode).
- CAP not available.
- When LCM attempted to eject cartridges, the HSC reported that the CAP was unavailable.
- Eject RC=*rc*, Rsn=(*rsn1*,*rsn2*). [*ReasonText*.]
- When LCM attempted to eject cartridges, the HSC responded with return code *rc* and reason codes *rsn1* and *rsn2*. *ReasonText*, if supplied, provides a short textual description of the reason for the delay.

System Action. LCM writes message LCM4012E to the console to alert the operator of the delay and continues to monitor the delay. If there is another non-priority CAP attached to the same LSM, LCM will attempt to continue with ejects using the other CAP. If all CAPs attached to the owning LSM are delayed, message LCM4040A will be issued to alert the operator that all ejects via the LSM's CAPs are delayed.

Operator Response. Attempt to determine the reason for the delay and correct it.

If the CAP is in ENTER mode or otherwise not available for use, it may be simplest to wait. LCM will monitor the status of the CAP and remove the delay message from the console when the CAP becomes available again.

If all non-priority CAPs attached to an LSM are suffering from a hardware failure that will take time to correct, the REDIRECT command may be used to direct all remaining ejects that were planned for the CAP to another LSM's CAPs.

Issuing a Pause command for the CAP will instruct LCM to pause its use of the CAP and remove all delay messages for the CAP from console. However, LCM will not proceed with ejects for the CAP until a corresponding Resume command has been issued.

Finally, LCM can be stopped and rerun after the cause of the delay has been corrected.

LCM4013I

LCM command: *command-string*

Explanation. LCM has received *command-string* as an operator command.

System Action. LCM processes the command.

Operator Response. None. Informational only.

LCM4014I

LCM stopping due to STOP command.

Explanation. LCM has received an operator STOP command and terminates. Any cartridge moves or ejects in progress must complete before LCM can terminate.

System Action. LCM completes any active moves and ejects, then terminates with a return code of 4.

Operator Response. None. Informational only.

LCM4015E

LCM delayed until HSC becomes active.

Explanation. LCM attempted to communicate with the HSC and found that HSC was not active.

System Action. LCM waits until the HSC is active.

Operator Response. Ensure that the HSC started task is running. LCM resumes processing once the HSC is active.

LCM4016E

Enter F *jobname*, Resume when you are ready for LCM to start planned actions.

Explanation. The PAUSE option was specified in the LCM parameter file or the operator entered an LCM PAUSE command. LCM issues this message when LCM has paused.

System Action. LCM waits for a RESUME command.

Operator Response. Enter the operator command “F *jobname*, RESUME” when you are ready for LCM to begin or resume planned actions for physical and virtual volumes.

LCM4018I

LCM has ended.

Explanation. LCM has terminated, either normally or as the result of an operator STOP command.

System Action. No action is required.

Operator Response. None. Informational only.

LCM4019A

LCM requested cartridges can now be entered. Reply U to acknowledge this message.

Explanation. LCM has completed ejecting and moving cartridges and is ready for the operator to begin entering scratch cartridges. This message is issued when OPTIONS ENTERPROMPT is in effect.

System Action. No action is required.

Operator Response. Reply 'U' to this WTOR when you are ready to begin entering scratch cartridges.

LCM4020A

LCM is unable to perform CDS-switch detection. Reply CONTINUE or CANCEL.

Explanation. This console WTOR is issued during the Initializing phase of execution, if LCM cannot perform CDS switch detection. One or more messages (See messages LCM0402E through LCM0405E) are written to LCMMSGs describing the problems LCM encountered while trying to perform CDS switch detection.

System Action. If the reply is CONTINUE, LCM proceeds using the CDS identified by ddname LCMHSCDB in the LCM JCL. If the reply is CANCEL, LCM immediately terminates.

Operator Response. Reply CANCEL to this message, determine and correct the cause of the problem, then rerun LCM. A reply of CONTINUE permits LCM to proceed, but if the CDS identified by ddname LCMHSCDB in the LCM JCL is not the current, active primary HSC CDS, LCM makes decisions based on invalid or out-of-date data.

LCM4021A

LCM is switching to primary HSC CDS dsname on volume volser.
Reply CONTINUE or CANCEL.

Explanation. This console WTOR is issued during the Initializing phase of execution, if LCM cannot determine that the active primary CDS is different than the one identified by ddname LCMHSCDB in the LCM JCL. The CDS identified by LCM as the active primary CDS is described in the message.

System Action. If the reply is CONTINUE, LCM proceeds using the CDS identified in the message text. If the reply is CANCEL, LCM immediately terminates.

Operator Response. Ensure that the HSC CDS identified in the message is the active primary CDS and then reply CONTINUE.

LCM4022A

All EJECTS and/or MOVES delayed for ACS acs-id. Reply Abort, Retry, or Fail.

Explanation. LCM is unable to continue ejecting or moving volumes for ACS ACS-id. Messages LCM4012E and LCM4102I were previously issued as needed to describe the eject and move delays, respectively. The LCM Display command may be used to determine which CAPs and moves are delayed.

System Action. LCM monitors eject and move delays, and automatically resumes activity when possible. If any eject or move delay is resolved and activity is able to continue, message LCM4022A will automatically be removed from the console. Messages associated with any remaining delays will continue to be displayed.

Operator Response. Attempt to diagnose and correct the delay.

Messages issued by LCM, the HSC, or some other component may indicate the reason for the delay.

The LCM Display command may be used to determine the current status of all CAPs, and to display all delayed moves.

Depending on the reason for the delay, any of the following courses of action might be appropriate:

1. Reply Retry to message LCM4022A. This instructs LCM to cancel all delay messages for the ACS and attempt to continue normally. If delays are encountered again, delay messages will be issued again as appropriate.
2. Use the LCM Pause command to pause any or all activity for the ACS. When activity is paused, delay messages associated with that activity are removed from the console. This includes message LCM4022A.
 - After the cause of the delay has been resolved, use the LCM Resume command to instruct LCM that planned actions should be resumed.

3. If EJECTs are delayed because of a hardware problem with a CAP, the LCM REDIRect command may be used to direct the delayed ejects to another CAP. Before using the REDIRect command, however, the CAP(s) currently being used must be paused. This will also cause all delay messages associated with the paused CAP(s) to be deleted.
4. Reply Fail to message LCM4022A, which instructs LCM to cancel each delayed action, remove all delay messages for the ACS, and attempt to proceed with remaining planned actions. If the delays are associated with the volumes LCM was attempting to eject and/or move, this may resolve them. However, if the cause is a hardware problem, new delay messages may be issued when LCM attempts to proceed with remaining actions.
5. Reply Abort to message LCM4022A. This will cause all remaining ejects and moves planned for ACS *ACS-id* to be canceled, but will allow processing to continue for other ACSs.
6. Stop LCM. Stopping LCM will cause all remaining ejects and moves planned for all ACSs to be canceled, and all delay messages to be deleted. If LCM is stopped, post action reports will not be produced.

LCM4023I

Reply to message LCM4022A is: *reply*.

Explanation. This console message simply echoes the reply to message LCM4022A. LCM proceeds based on the reply. See LCM4022A for details.

System Action. None.

Operator Response. None.

LCM4024I

Halting activity and aborting remaining actions.

Explanation. The reply to console message LCM4022A was ABORT.

System Action. LCM issues this console message, wait for existing actions (if any) to complete and then fail all remaining actions.

Operator Response. None. Informational only.

LCM4025I

Delayed actions aborted. Proceeding with remaining actions.

Explanation. The reply to console message LCM4022A was FAIL.

System Action. LCM issues this console message, fail all delayed actions and then attempt to proceed with remaining actions.

Operator Response. None. Informational only.

LCM4026I

Retrying delayed actions.

Explanation. The reply to console message LCM4022A was RETRY.

System Action. LCM issues this console message and continue retrying the delayed actions. If all (previously) delayed actions are still delayed, message LCM4022A is issued again almost immediately and the cycle repeats.

Operator Response. None. Informational only.

LCM4027I

Invalid reply to message LCM4022A.

Explanation. The reply to console message LCM4022A was not ABORT, FAIL, or RETRY.

System Action. This message is issued to indicate that it was an invalid reply. Message LCM4022A is reissued.

Operator Response. When message LCM4022A is issued, reply with a valid value. Alternatively, you may stop LCM with the P LCM command.

LCM4029I

CAP must be paused or inactive before ejects can be redirected.

Explanation. A REDIRECT command was issued when the *fromlsm-id* CAP(s) were active. Before the REDIRECT command can be used to redirect ejects planned for the CAP(s) of one LSM to the CAP(s) of another LSM, all of the *fromlsm-id*'s CAPs must be paused or inactive.

System Action. Processing continues. The REDIRECT command is not performed.

Operator Response. Use the PAUSE command to pause the CAP(s) currently processing the ejects that you wish to redirect. Once the pause has taken effect, reissue the REDIRECT command.

LCM4030I

Cannot redirect ejects to a different ACS.

Explanation. A REDIRECT command specified a *fromlsm-id* and *tolsm-id* in different ACSs. Ejects cannot be redirected from one ACS to another ACS.

System Action. Processing continues. The REDIRECT command is not performed.

Operator Response. Reissue the REDIRECT command specifying a *fromlsm-id* and *tolsm-id* that are in the same ACS.

LCM4031I

The IMMED operand on the PAUSE command requires HSC 2.0.0 or above.

Explanation. A PAUSE CAP IMMED or PAUSE ALL IMMED command was issued, but the host HSC is below release 2.0.0. The software level of the host HSC must be at or above release 2.0.0.

System Action. The IMMED operand is ignored and the PAUSE command takes effect when the current actions have completed.

Operator Response. None. Informational only.

LCM4032I

Ejects planned for CAP *cap-id1* have been redirected to CAP *cap-id2*.

Explanation. This message is issued in response to a REDIRECT command.

System Action. All remaining ejects planned for *cap-id1* are ejected via *cap-id2*.

Operator Response. None. Informational only.

LCM4033I

CAP *cap-id1* Now processing ejects planned for CAP *cap-id2*.

Explanation. This message is issued when CAP *cap-id1* begins processing ejects planned for CAP *cap-id2*. Unless ejects planned for CAP *cap-id2* have been redirected, *cap-id1* are the same value.

System Action. If CAP *cap-id1* is not paused, ejects begin immediately. Otherwise, the CAP remains in a paused state until the RESUME command is used.

Operator Response. None. Informational only.

LCM4034I

CAP *cap-id1* No longer processing ejects planned for CAP *cap-id2*.

Explanation. This message is issued when CAP *cap-id1* completes ejecting volumes planned to be ejected via CAP *cap-id2*, or when ejects planned for CAP *cap-id2* have been redirected to some other CAP. Unless ejects planned for CAP *cap-id2* have been redirected, *cap-id1* and *cap-id2* are the same value.

System Action. Processing continues.

Operator Response. None. Informational only.

LCM4035I

Ejects planned for CAP *cap-id* have been processed.

Explanation. All ejects planned for CAP *cap-id* have been processed.

System Action. Processing continues.

Operator Response. None. Informational only.

LCM4036I

Planned moves to LSM *lsm-id* have been processed.

Explanation. All planned moves to LSM *lsm-id* have been processed.

System Action. Processing continues.

Operator Response. None. Informational only.

LCM4038I

CAP *cap-id1* Ejects: Redirected to CAP *cap-id2*.

Explanation. This message is issued in response to a DISPLAY CAP or DISPLAY ALL command. It is only issued if ejects planned for CAP *cap-id1* have been redirected to a different CAP.

System Action. Processing continues.

Operator Response. None. Informational only.

LCM4039I

CAP *cap-id1* Processing ejects planned for CAP *cap-id2*.

Explanation. This message is issued in response to a DISPLAY CAP or DISPLAY ALL command. It is only issued if the volumes being ejected were originally planned for a different CAP.

System Action. Processing continues.

Operator Response. None. Informational only.

LCM4040A

Eject volume via CAP *cap-id* delayed. Reply "Wait", "Fail Volume" or "Fail Cap".

Explanation. LCM is unable to proceed with ejects planned for the LSM to which CAP *CAP-id* is attached. The volume LCM is attempting to eject is *volume*. Message LCM4012E was previously issued for each non-priority CAP attached to the LSM.

This message is issued separately for each delayed eject, one eject at a time, to provide the operator with a means of separately addressing each eject delay. There will be at most one instance of message LCM4040A active for an ACS at a given time.

System Action. LCM will continue monitoring the eject delay. If the cause of the delay is corrected, LCM will cancel this message and proceed with the remaining ejects planned for the LSM. LCM will also cancel this message if any of the indicated CAPs are paused, ejects are redirected to some other LSM's CAPs using the REDIRECT command, or if the LCM stop command is entered.

After LCM4040A has been replied to (or the delay has been resolved in some other fashion) LCM will look for the next LSM in the ACS with delayed ejects. If there is one, message LCM4040A will be issued for that LSM. This will be repeated as necessary until all delayed ejects have been processed.

Operator Response. Attempt to determine the cause of the delay and correct it. Message LCM4012E will have previously been issued for each of the delayed CAPs, providing a reason for the delay.

If the delay cannot be corrected and another LSM in the same ACS is available, the LCM REDIRECT command may be used to direct ejects to another LSM's CAPs.

If the delay is known to be a hardware problem that will not be resolved for some time, and if the REDIRECT command is not an option, LCM can be stopped and rerun at a later time.

Possible replies are:

Wait

This reply instructs LCM to wait for 10 minutes before issuing LCM4040A again for the same delay.

Message LCM4040A will be immediately reissued for the next eject delay in the ACS, if there is one and LCM has not already been instructed to wait for that delay as well.

Fail

A reply of Fail without any other operands is the same as "Fail Volume".

Fail Volume

Instructs LCM to cancel the planned eject for volume *volume*. If the cause of the problem was related in some fashion to the volume itself, this reply may resolve the delay.

Fail CAP

Instructs LCM to cancel all remaining ejects planned for (or redirected to) the indicated CAP.

Note – Replying Fail to this message will reduce the potential number of cells available for moving and entering volumes. Subsequent move attempts may get canceled if room is not available, and there may not be enough available cells for planned enters.

LCM4041I

Reply to message LCM4040A is: *reply*.

Explanation. This message is issued to document the reply to message LCM4040A.

System Action. LCM proceeds based on the reply as described in the documentation for LCM4040A.

Operator Response. None. Informational only.

LCM4042I

Reply to message LCM4040A ignored: CAP *cap-id* no longer trying to eject volume *volume*.

Explanation. The delay was resolved, but message LCM4040A was replied to before it could be deleted from the console.

System Action. LCM proceeds with the planned ejects.

Operator Response. None. Informational only.

LCM4043I

Invalid reply to message LCM4040A.

Explanation. The reply to message LCM4040A was not one of the replies listed in the text of message LCM4040A.

System Action. LCM will reissue message LCM4040A for the same delay.

Operator Response. Wait for message LCM4040A to be reissued, then respond with a valid reply. Alternatively, you may stop LCM, pause the delayed CAP(s), or redirect ejects to another LSM's CAPs.

LCM4044I

Invalid operand specified for Fail keyword in reply to message LCM4040A.

Explanation. The reply to message LCM4040A was Fail, but the operand specified was not "Volume" or "Cap".

System Action. LCM will reissue message LCM4040A for the same delay.

Operator Response. Wait for message LCM4040A to be reissued, then respond with a valid reply. Alternatively, you may stop LCM, pause the delayed CAP(s), or redirect ejects to another LSM's CAPs.

LCM4045I

Eject attempt for volume *volume* was failed by reply to message LCM4040A.

Explanation. The reply to message LCM4040A was "Fail Volume" and LCM responded by canceling the planned ejection of volume *volume*.

System Action. A message documenting the canceled eject will be written to the LCM log and processing continues with the remaining planned ejects.

Operator Response. None. Informational only.

LCM4046I

All remaining ejects directed to CAP *cap-id* were failed by reply to message LCM4040A.

Explanation. The reply to message LCM4040A was "Fail Cap" and LCM responded by canceling all remaining ejects planned for or directed to the LSM to which *CAP-id* is attached.

System Action. A message documenting each canceled eject will be written to the LCM log and processing continues with the remaining planned ejects.

Operator Response. None. Informational only.

LCM4047I

Waiting 10 minutes before reissuing LCM4040A for volume
volume.

Explanation. The reply to message LCM4040A was "Wait".

System Action. LCM will not reissue message LCM4040A for the delay until 10 minutes have passed. LCM will continue monitoring the delay and will automatically continue with ejects if the delay is resolved.

Operator Response. None. Informational only.

LCM4048I

Consolidation-status.

Explanation. In response to a Display command, this message shows the status of VTV consolidation processing by LCM. Other messages provide more detail. The content of *consolidation-status* may be any of the following:

- Consolidations by LCM are paused.
- Consolidations by LCM are pausing.
- Consolidations are active for LCM.
- Consolidations are not active for LCM.

System Action. LCM continues processing.

Operator Response. None; informational only.

LCM4049I

Consolidations: Completed=value Remaining=value.

Explanation. In response to a Display command, this message shows the numbers of virtual tape volumes that have been processed for VTV consolidation (successfully or unsuccessfully) and the number that remain to be processed.

System Action. LCM continues processing.

Operator Response. None; informational only.

LCM4050I

LCM was already running for LSM *lsm-id*. Execution of LCM was delayed.

Explanation. LCM was preparing to process the LSMs specified or defaulted to in its parameter file when it detected that one or more of the LSMs to be managed were already being processed by a concurrent run of LCM. Message LCM4050I is issued for each LSM already being processed.

System Action. LCM waits until all LSMs it is to manage have been released by concurrently executing runs of LCM.

Operator Response. None required. Note that LCM may terminate with a system ABEND code of 522 if it waits for an excessive amount of time.

LCM4051I

Consolidating VTVs for group *name*.

Explanation. LCM is in the process of consolidating virtual tape volumes for consolidation group *name*. This message is issued in response to a `Display` command.

System Action. LCM continues processing.

Operator Response. None; informational only.

LCM4052I

Migrate-status.

Explanation. In response to a `Display` command, this message shows the status of VTV migration processing by LCM. Other messages provide more detail. The content of *migrate-status* may be any of the following:

- Migrates by LCM are paused.
- Migrates by LCM are pausing.
- Migrates are active for LCM.
- Migrates are not active for LCM.

System Action. LCM continues processing.

Operator Response. None; informational only.

LCM4053I

Migrations: Completed=value Remaining=value

Explanation. In response to a `Display` command, this message shows the numbers of virtual tape volumes that have been processed for VTV migration (successfully or unsuccessfully) and the number that remain to be processed.

System Action. LCM continues processing.

Operator Response. None; informational only.

LCM4054I

Migrating VTVs for group-name

Explanation. LCM is in the process of migrating virtual tape volumes for group- name. This message is issued in response to a `Display` command.

System Action. LCM continues processing.

Operator Response. None; informational only.

LCM4055I

Recall-status.

Explanation. In response to a `Display` command, this message shows the status of VTV recall processing by LCM. Other messages provide more detail. The content of *recall-status* may be any of the following:

- Recalls by LCM are paused.
- Recalls by LCM are pausing.
- Recalls are active for LCM.
- Recalls are not active for LCM.

System Action. LCM continues processing.

Operator Response. None; informational only.

LCM4056I

Recalls: Completed=value Remaining=value

Explanation. In response to a Display command, this message shows the numbers of virtual tape volumes that have been processed for VTV recall (successfully or unsuccessfully) and the number that remain to be processed.

System Action. LCM continues processing.

Operator Response. None; informational only.

LCM4057I

Recalling VTVs for group-name

Explanation. LCM is in the process of recalling virtual tape volumes for group- name. This message is issued in response to a Display command.

System Action. LCM continues processing.

Operator Response. None; informational only.

LCM4058I

export-status

Explanation. In response to a Display command, this message shows the status of VTV consolidation processing by LCM. Other messages provide more detail. The content of export-status may be any of the following:

- Exports by LCM are paused.
- Exports by LCM are pausing.
- Exports are active for LCM.
- Exports are not active for LCM.

System Action. LCM continues processing.

Operator Response. None; informational only.

LCM4059I

Exports: Completed=value Remaining=value

Explanation. In response to a Display command, this message shows the numbers of virtual tape volumes that have been processed for VTV export (successfully or unsuccessfully) and the number that remain to be processed.

System Action. LCM continues processing.

Operator Response. None; informational only.

LCM4060I

Exporting for group-name

Explanation. LCM is in the process of exporting virtual tape volumes for group- name. This message is issued in response to a Display command.

System Action. LCM continues processing.

Operator Response. None; informational only.

LCM4061A

LCM is ready to schedule ejects for EXPORT MVCs. Reply U to acknowledge this message.

Explanation. LCM has completed all other scheduled tasks and is ready to eject multi-volume cartridges created as a result of LCM driven export actions.

System Action. LCM waits for operator response before commencing ejects.

Operator Response. Reply “U” to this message to start eject of Export MVCs.

LCM4062I

Reclaim-status.

Explanation. In response to a Display command, this message shows the status of MVC reclaim processing by LCM. Other messages provide more detail. The content of reclaim-status may be any of the following:

- Reclaims by LCM are paused.
- Reclaims by LCM are pausing.
- Reclaims are active for LCM.
- Reclaims are not active for LCM.

System Action. LCM continues processing.

User Response. None; informational only.

LCM4063I

Reclaims: Completed=value Remaining=value.

Explanation. In response to a Display command, this message shows the numbers of MVCs that have been processed for reclaim (successfully or unsuccessfully) and the number that remain to be processed.

System Action. LCM continues processing.

User Response. None; informational only.

LCM4064I

Reclaiming MVCs for Action name.

Explanation. LCM is in the process of reclaiming MVCs for the named Action statement. This message is issued in response to a Display command.

System Action. LCM continues processing.

User Response. None; informational only.

LCM4100I

Remaining moves for ACS acs-id canceled: no room available to continue with moves.

Explanation. All planned ejects have been processed, but there is still not enough room to complete the remaining planned moves. Volumes may have been entered into one or more LSMs, or some ejects or moves may have failed. Either way, room that LCM intended to use for volume movement is no longer available and remaining planned moves were canceled.

System Action. A message documenting each canceled move will be written to the LCM log and processing continues.

Operator Response. None. Informational only.

LCM4101E

Some MOVES for ACS ACS-id are delayed.

Explanation. One or more planned moves for the indicated ACS are delayed. Message LCM4102I will be issued for each delayed move within the ACS.

LCM issues message LCM4101E to alert the operator when any move planned for an ACS is delayed. The message will be automatically removed from the console when all move delays for the ACS have been resolved.

System Action. LCM will continue monitoring move delays, automatically resuming volume movement as the cause of delays is resolved. When all move delays for the ACS have been resolved, LCM will remove LCM4101E from the console.

Operator Response. Attempt to determine the cause of the delays and correct them. Message LCM4102I will be issued for each delayed move, and the LCM Display Moves command may be used to obtain this information as well.

If multiple moves for the ACS are delayed, there may be a single cause, such as an LMU failure or a problem with a passthru port. In such cases, correcting a single problem may resolve several delays at once.

LCM will also issue message LCM4104A for each of the delayed moves, one at a time, to provide the operator with the opportunity to separately address each move delay.

If necessary, the LCM Pause Moves command can be used to pause moves and silence delay messages while the problem or problems are being corrected.

LCM4102I

Move volume to lsm-id1 from lsm-id2 delayed. Reason.

Explanation. LCM is unable to move volume *volume* as planned. LCM writes message LCM4102I to the console to alert the operator of the problem and continues monitoring the move delay.

However, because it is possible for large numbers of moves to be simultaneously delayed, this message is designed to roll off the console. Message LCM4101E will also be issued, once per ACS, to alert the operator that one or moves are delayed.

The information in message LCM4102I can be displayed again by using the LCM Display Moves command, which will cause this message to be reissued for each delayed move.

Reason is one of the following:

- LSM or ACS is offline.
- When LCM attempted to eject cartridges, the HSC reported that the CAP, LSM or ACS was offline (in manual mode).
- Move RC=*rc*, Rsn=(*rsn1*,*rsn2*). *ReasonText*.
- When LCM attempted to move volume, the HSC responded with return code *rc* and reason codes *rsn1* and *rsn2*. *ReasonText*, if supplied, provides a short explanation of the problem.

System Action. LCM continues to monitor move delays and automatically resumes movement as delays are resolved. Message LCM4104A will also be issued for each delayed move, one at a time, until all move delays have been resolved.

Operator Response. Attempt to correct the cause of the delay or respond to message LCM4104A when it is issued for the delay.

LCM4103I

Moving volume to lsm-id1 from lsm-id2.

Explanation. LCM is in the process of moving volume *volume* as indicated in the message text.

System Action. This message is issued in response to an LCM Display command to describe current move activity.

Operator Response. None. Informational only.

LCM4104A

Move volume to *lsm-id1* from *lsm-id2* delayed. Reply "Wait", "Fail Volume" or "Fail Path".

Explanation. LCM is unable to proceed with the movement of volume *volume* from *lsm-id1* to *lsm-id2* as planned. Message LCM4102I will have previously been issued for volume *volume* to describe the reason for the delay. A Display Moves command may be used to obtain this information as well.

This message is issued separately for each delayed move in an ACS, one move at a time, to provide the operator with a means of separately addressing each move delay.

If the cause of the delay for volume *volume* is also causing delays for other volumes, correcting that one problem will resolve several delays at once.

System Action. LCM continues to monitor move delays and automatically resumes movement as delays are resolved. Delays can be resolved by correcting hardware problems, stopping LCM, pausing moves, or replying to this message.

Operator Response. Attempt to determine the cause of the delayed move and correct it. LCM will then automatically resume volume movement.

If the delay is known to be a hardware problem that will not be resolved for some time, you may want to consider stopping LCM and rerunning it when the hardware problem has been corrected.

Alternatively, LCM moves can be paused and then resumed after hardware problem has been corrected. Pausing moves will cause all move delay messages to be removed from the console. If moves are still delayed when the LCM Resume Moves command is entered, delay messages will be reissued.

Possible replies to this message are:

Wait

This reply instructs LCM to wait for 10 minutes before issuing LCM4104A again for the same delay. Message LCM4104A will be immediately reissued for the next move delay in the ACS, if there is one and LCM has not already been instructed to wait for that delay as well.

Fail

A reply of Fail without any other operands is the same as "Fail Volume".

Fail Volume

Instructs LCM to cancel the planned move for volume *volume*. If the cause of the delay was related in some fashion to the volume itself, this reply may resolve the delay.

Fail Path

Instructs LCM to cancel all remaining planned moves between *lsm-id1* and *lsm-id2*.

Note – Replying Fail to this message may reduce the potential number of cells available in some LSMs for moving and entering volumes. Subsequent move attempts may get canceled if room is not available, and there may not be enough available cells for planned enters.

LCM4105I

Reply to message LCM4104A is: *reply*.

Explanation. This message is issued to document the reply to message LCM4104A.

System Action. LCM proceeds based on the reply as described in the documentation for LCM4104A.

Operator Response. None. Informational only.

LCM4106I

Reply to message LCM4104A ignored: Move of volume *volume* no longer delayed.

Explanation. The delay was resolved, but message LCM4104A was replied to before it could be deleted from the console.

System Action. LCM proceeds with the planned move.

Operator Response. None. Informational only.

LCM4107I

Invalid reply to message LCM4104A.

Explanation. The reply to message LCM4104A was not one of the replies listed in the text of the message.

System Action. LCM will reissue message LCM4104A for the same delay.

Operator Response. Wait for message LCM4104A to be reissued, then respond with a valid reply. Alternatively, you may want to stop LCM or pause moves.

LCM4108I

Invalid operand specified for Fail keyword in reply to message LCM4104A.

Explanation. The reply to message LCM4104A was Fail, but the operand specified was not "Volume" or "Path".

System Action. LCM will reissue message LCM4104A for the same delay.

Operator Response. Wait for message LCM4104A to be reissued, then respond with a valid reply. Alternatively, you may stop LCM or pause moves.

LCM4109I

Move attempt for volume *volume* was failed by reply to message LCM4104A.

Explanation. The reply to message LCM4104A was "Fail Volume" and LCM responded by canceling the planned move of volume *volume*.

System Action. A message documenting the canceled move will be written to the LCM log and processing will continue.

Operator Response. None. Informational only.

LCM4110I

All remaining moves between LSMs *lsm-id1* and *lsm-id2* were failed by reply to message LCM4104A.

Explanation. The reply to message LCM4104A was "Fail Path" and LCM responded by canceling all remaining planned moves between the two specified LSMs.

System Action. A message documenting each canceled move will be written to the LCM log and processing will continue.

Operator Response. None. Informational only.

LCM4111I

Waiting 10 minutes before reissuing LCM4104A for volume
volume.

Explanation. The reply to message LCM4104A was “Wait”.

System Action. LCM will not reissue message LCM4104A for the indicated delay until 10 minutes have passed. LCM will continue monitoring the delay and will automatically continue with the move if the delay is resolved.

Operator Response. None. Informational only.

LCM4112A

LCM agent communication was interrupted. Reply ‘Retry’ or
‘Fail’.

Explanation. LCM detected an error while communicating with an agent.

System Action. LCM waits for a reply from the operator.

Operator Response. LCM has issued an operator message, LCM4118I, that shows the host name or IP address of the agent that LCM could not connect to. Please see the message log for additional messages about the communication problem. If you wish to retry communicating with the agent, insure the agent is running in the remote host and reply with “Retry” to the operator message. If you wish to end LCM immediately, reply with “Fail” to the operator message.

LCM4113A

Unable to connect to LCM agent. Reply ‘Retry’ or ‘Fail’.

Explanation. LCM is unable to connect to an agent.

System Action. LCM waits for a reply from the operator.

Operator Response. LCM has issued an operator message, LCM4118I, that shows the host name or IP address of the agent that LCM could not connect to. Please see message LCM0311I in the message log for the reason why the connect failed. If you wish to retry communicating with the agent, insure the agent is running on the remote host and reply with “Retry” to the operator message. If you wish to end LCM immediately, reply with “Fail” to the operator message.

LCM4114A

LCM agent refused access code. Reply ‘Retry’ or ‘Fail’.

Explanation. LCM does not have a valid access code for use with an agent for data transfers.

System Action. LCM waits for a reply from the operator.

Operator Response. LCM has issued an operator message, LCM4118I, that shows the host name or IP address of the agent that refused the access code. Please enter a valid access code in the LCM access code file that matches an access code found in the agent’s access code file. If you wish to retry communicating with the agent, insure the agent is running on the remote host and reply with “Retry” to the operator message. If you wish to end LCM immediately, reply with “Fail” to the operator message.

LCM4115A

Remote LCM agent was stopped. Reply 'Retry' or 'Fail'.

Explanation. During communication with an LCM agent, LCM has detected that the remote LCM agent was stopped by an operator.

System Action. LCM waits for a reply from the operator.

Operator Response. LCM has issued an operator message, LCM4118I, that shows the host name or IP address of the agent that was stopped. If you wish to retry communicating with the agent, insure the agent is running on the remote host and reply with "Retry" to the operator message. If you wish to end LCM immediately, reply with "Fail" to the operator message.

LCM4116I

Reply to message message id is: reply text

Explanation. This console message simply echoes the reply to the displayed message identification.

System Action. None.

Operator Response. None.

LCM4117I

Invalid reply to message *message-id*.

Explanation. An invalid reply to the specified message identification was entered by an operator.

System Action. The operator reply is ignored. LCM waits on a valid reply to the displayed message identification.

Operator Response. Please enter a valid operator reply to the displayed message identification.

LCM4118I

A problem has been detected with the LCM agent on host *agent host name*.

Explanation. LCM has detected a problem with an agent that LCM was trying to communicate with. The host name or IP address of the agent is displayed with this message.

System Action. LCM issues an operator reply message asking the user if LCM should retry communicating with the agent or end LCM.

Operator Response. Look for any operator reply messages that are outstanding for LCM. Issue an appropriate operator reply to any outstanding operator reply messages for LCM.

LCM4119A

LCM Agent is unable to resolve a host name specified in the Agent access code file. Reply 'Retry' or 'Fail'.

Explanation. The LCM Agent was unable to resolve a hostname specified in the LCM Agent access code file. This problem may have occurred due to a transient network time out or incorrect resolver configuration on the LCM Agent host.

System Action. LCM waits for a reply from the operator.

Operator Response. LCM has issued an operator message, LCM4118I, that shows the host name or IP address of the LCM Agent that is having the problem resolving the host name. If you wish to retry communication with the LCM Agent, insure the LCM Agent is running on the remote host and reply “Retry” to the operator message. If you wish to end LCM immediately, reply “Fail” to the operator message.

LCM4120E

Waiting for scheduled consolidations to complete.

Explanation. An LCM STOP or PAUSE command has been issued and all other activity has been quiesced. However, LCM cannot interrupt active consolidation requests and must wait for them to complete before it can stop or pause as requested.

System Action. LCM issues messages LCM4121E and LCM4122E to provide the operator with information on how to interrupt scheduled consolidation requests, then continues waiting for the consolidations to complete.

Operator Response. If waiting for consolidation requests to complete normally is not acceptable, you should use VTCS operator commands to cancel the active requests. The .VT DISPLAY ACTIVE command can be used to obtain VTCS process ids for active consolidation requests. The .VT CANCEL ID(*processid*) command can be used to abort the consolidations.

LCM4121E

Use .VT DISPLAY ACTIVE DETAIL to obtain *processids* for consolidation requests.

Explanation. This message is issued in conjunction with message LCM4120E.

System Action. LCM continues processing.

Operator Response. If you need to halt consolidation activity scheduled by LCM, you will need to determine the VTCS process ids associated with consolidation requests. The output of the .VT DISPLAY ACTIVE DETAIL command will list processes associated with consolidations under function CONSOLD#. For example:

```
.vt display active detail
.SLS5010I DISPLAY SUBMITTED TO VSM SYSTEM
.SLS5016I DISPLAY ACTIVE DETAIL
FUNCTION  ID      VTV      MVC      RTD      VTSS
CONSOLD#  01422    -        -        -        -
MIGRATE   01423=    V00037    W00005    0111    VTSS1
CONSOLID  01424=    V00057    W00001    0110    VTSS1
DISPLAY@  01430    -        -        -        -
.SLS5013I DISPLAY COMPLETED (0)
```

In this example, an active consolidation is running under processid 01422.

LCM4122E

Use .VT CANCEL ID(*processid*) to interrupt scheduled consolidations.

Explanation. This message is issued in conjunction with message LCM4120E. Please refer to that message for more information.

System Action. LCM continues processing.

Operator Response. If you need to halt consolidation activity scheduled by LCM, determine the process ids for the scheduled consolidations and use the .VT CANCEL ID(processid) command to cancel them. This will interrupt the consolidations, which will allow LCM to complete pausing or terminating.

Using the example output described under message LCM4121E, above, you would issue the following command to cancel the in-progress consolidation:

```
.VT CANCEL ID(01422)
```

```
LCM4126E
```

```
Waiting for scheduled reclaims to complete.
```

Explanation. An LCM STOP or PAUSE command has been issued, but LCM cannot interrupt active reclaims and must wait for them to complete before it can stop or pause as requested.

System Action. LCM waits for scheduled reclaim commands to complete but does not schedule any more.

User Response. If you are stopping LCM, issuing a second STOP command will cause LCM to terminate without waiting for scheduled commands to complete.

You can also use VTCS operator commands to cancel the active requests. .VT DISPLAY ACTIVE command can be used to obtain VTCS process ids for active reclaim requests. The .VT CANCEL ID(processid) command can be used to abort the reclaims.

LCM Agent Message Formats

The LCM agent issues messages with a prefix of “LCM”. These messages have the following format:

`LCMnnnnnc message-text`

where:

LCM is the LCM Agent message prefix.

- *nnnn* is a 4-digit message number which uniquely identifies the message.
- *c* is a the message severity as described in [TABLE 1-6](#)

TABLE 1-6 LCM Agent Message Severities

Message Code	Description
I	Information message, return code 0.
W	Warning message, return code 4.
E	Error message, return code 8.
C	Catastrophic error message, return code 16.

- *message-text* describes an event, condition, or request and can include text and variable information.

LCM Agent Messages

LCM0001I

Server has been initialized.

Explanation. The LCM Agent has successfully completed its initialization phase.

System Action. Processing continues.

User Response. None. Informational only.

LCM0002I

All services are now active.

Explanation. All of the services offered by the LCM Agent are now active and ready for work.

System Action. Processing continues.

User Response. None. Informational only.

LCM0003I

Server shut down successfully.

Explanation. The LCM Agent processing completed normally

System Action. The LCM Agent ends with a return code of 0.

User Response. No action is required.

LCM0004I

Server shut down with warnings.

Explanation. The LCM Agent processing completed normally with at least one warning.

System Action. The LCM Agent ends with a return code of 4.

User Response. See message log for additional messages that describe the warning conditions.

LCM0005I

Server shut down with errors.

Explanation. The LCM Agent processing ended with at least one or more errors.

System Action. The LCM Agent ends with a return code of 8.

User Response. See message log for additional messages that describe the error conditions.

LCM0006I

Starting *service*.

Explanation. The LCM Agent is starting the specified service.

System Action. Processing continues.

User Response. None. Informational only.

LCM0007E

Failed to start *service*.

Explanation. The LCM Agent attempted to start the specified service, but the service was unable to start.

System Action. The LCM Agent terminates processing.

User Response. See the message log for additional messages that describe the error condition.

LCM0008I

Stopping all services.

Explanation. The LCM Agent was requested to stop by an Operator STOP command. All Agent services are notified and will subsequently end processing.

System Action. All Agent services are stopped.

User Response. None. Informational only.

LCM0009I

Local host is *host name (IP address)*.

Explanation. This message shows the host name and IP address of the machine the LCM Agent is running on.

System Action. Processing continues.

User Response. None. Informational only.

LCM0010I

Local host is *IP address*.

Explanation. This message shows the IP address of the machine the LCM Agent is running on.

System Action. Processing continues.

User Response. None. Informational only.

LCM0011I

Server is now processing client requests.

Explanation. The LCM agent has successfully started all configured services, and it is ready for clients to begin requests.

System Action. Processing continues.

User Response. None. Informational only.

LCM0012I

Service is now active on port *number*.

Explanation. The Agent *service* is running on the specified TCP port *number*. Clients can begin make requests to the specified service.

System Action. Processing continues.

User Response. None. Informational only.

LCM0013I

Service is now inactive on port *number*.

Explanation. The Agent *service* is not active on the specified TCP port *number*.

System Action. Processing continues, but no client requests can be made to the service until it becomes active again.

User Response. None. Informational only.

LCM0014E

An error was encountered while parsing execution parameters.

Explanation. An error occurred while parsing the EXEC PARMs.

System Action. The LCM Agent will terminate with a minimum return code of 8.

User Response. Report the error to LCM Software Support.

LCM0015E

Service failed to start with error number.

Explanation. The specified service failed to start up.

System Action. The LCM Agent will terminate with a minimum return code of 8.

User Response. Report the error to LCM Software Support.

LCM0020I

LCM Agent *version* level: *level*.

Explanation. This message contains information detailing the current service level for the LCM Agent program being executed. The value of *release* will indicate the current release of the LCM Agent. The value of *level* will be a unique sequence of characters that can be used by Software Support to determine the maintenance level of the LCM Agent being executed.

System Action. Processing continues normally.

User Response. Normally, no action is required. However, if a problem with the LCM Agent is called in to LCM Software Support, you may be asked to read the information in the message over the phone.

LCM0023I

Listen port *number* is already in use.

Explanation. The displayed listen port was already in use by another task running on the local host.

System Action. The agent will retry establishing the listen port.

User Response. Determine what task is using the required port number and restart the LCM Agent when the task is finished, or specify an alternate port to use via the PORT parameter on the EXEC statement of the LCM Agent started task procedure. If the PORT parameter is used for the LCM Agent, the client must also specify the new port number.

LCM0024W

Too many retries to obtain port *number*.

Explanation. The Agent tried multiple attempts to establish a listen socket on the specified port number, but the port was in use.

System Action. The LCM Agent terminates with a return code of 4.

User Response. Determine what task is using the required port number and restart the LCM Agent when the task is finished, or specify an alternate port to use via the PORT parameter on the EXEC statement of the LCM Agent started task procedure. If the PORT parameter is used for the LCM Agent, the client must also specify the new port number.

LCM0025I

Local TCP/IP stack is down.

Explanation. The LCM Agent detected that the local host's TCP/IP address space was not active or unavailable.

System Action. The LCM Agent will retry every two minutes to reestablish communication with the TCP/IP address space.

User Response. Insure that the TCP/IP address space is running.

LCM0026E

Unrecoverable TCP/IP error *number* returned from *internal function name*.

Explanation. An unrecoverable TCP/IP error was detected in the specified internal Agent *function name*.

System Action. The LCM Agent will end with a minimum return code of 8.

User Response. The error number reported will correspond to an IBM errno value.

LCM0027W

Listen socket was dropped for port *number*.

Explanation. The LCM Agent's connection to the displayed listen port was dropped.

System Action. The LCM Agent attempts to reconnect to the listen port so that it will receive new client connections.

User Response. Determine why connections are being lost on the local host. Insure that the host's TCP/IP services are up and running.

LCM0028E

Unable to reestablish listen socket on port *number*.

Explanation. The listen socket on the specified port number was dropped. The Agent tried multiple attempts to reestablish the listen socket, but all attempts failed.

System Action. The LCM Agent ends with a return code of 8.

User Response. Determine if the TCP/IP address space is running. If the TCP/IP address space is running, determine if another task on the localhost is using the specified port.

LCM0029I

<*id*> Client request started from *ip address* on port *number*.

Explanation. A new client request identified by the *id* has been started from the specified IP address on the displayed port number.

System Action. Processing continues.

User Response. None. Informational only.

LCM0030I

<*id*> Client request started from *host (ip address)* on port *number*.

Explanation. A new client request identified by the *id* has been started from the specified host and IP address on the displayed port number.

System Action. Processing continues.

User Response. None. Informational only.

LCM0031W

Unable to stop task *id*: *reason*.

Explanation. The LCM Agent attempted to terminate a service task identified by the *id*. The Agent was unable to stop the task for the specified reason.

System Action. The LCM Agent will end with a return code of 4.

User Response. See the reason text for more information on why the task was unable to terminate.

LCM0032I

<*id*> Client request has ended.

Explanation. The client requested identified by the *id* number has ended.

System Action. Processing continues.

User Response. None. Informational only.

LCM0033I

<*id*> Client request: *resource*.

Explanation. The client connection identified by the *id* number issued a request for the specified resource.

System Action. Processing continues.

User Response. None. Informational only.

LCM0034W

<*id*> Write operation for client data has failed.

Explanation. A write operation failed for the connection identified by the *id* number. This is normally due to the client dropping the connection.

System Action. The client connection is dropped by the agent.

User Response. Insure that the client does not prematurely drop the connection. Retry the client request if necessary.

LCM0035W

<*id*> Read operation for client data has timed out.

Explanation. A read operation on the connection identified by the *id* number has timed out due to inactivity.

System Action. The client connection is dropped by the Agent.

User Response. Insure that the client does not prematurely drop the connection. Retry the client request if necessary.

LCM0036W

<*id*> Client request error: *error code* - *error text*.

Explanation. The LCM Agent encountered an error while processing the client request.

System Action. The Agent terminates the request.

User Response. Determine why the request was in error by viewing the error code and error text that was generated.

LCM0037W

`<id> Client request error: code.`

Explanation. The LCM Agent encountered an error while processing the client request.

System Action. The Agent terminates the request.

User Response. Determine why the request was in error by viewing the error code and error text that was generated

LCM0038I

`Received command: command text.`

Explanation. The LCM Agent has received the displayed command from the operator.

System Action. The agent processes the command.

User Response. None. Informational only.

LCM0043E

`Task id ended abnormally with RC=retcode.`

Explanation. The LCM Agent detected a task that ended with a non-zero return code.

System Action. The LCM Agent ends with a minimum return code of 8.

User Response. View the message log for other messages that may have been generated regarding the error.

LCM0045I

`Idle session time out is number seconds.`

Explanation. The message shows the idle time limit for connections.

System Action. The LCM Agent automatically terminates sessions that are idle for longer than the specified number of seconds.

User Response. None. Informational only.

LCM0046I

`Maximum concurrent sessions are limited to number.`

Explanation. The message shows the maximum number of concurrent sessions that are allowed.

System Action. The LCM Agent will only allow the specified number of concurrent sessions to be active at any given time. All connections that exceed this limit will be forced to wait until the total number of connections drop below the specified value.

User Response. If you receive this message frequently, you may want to increase the MAXCONN limit for the LCM Agent. The default is 50 concurrent client connections.

LCM0051E

`Server initialization failure was detected.`

Explanation. The server failed to initialize properly because of an initialization error specific to the operating system.

System Action. Processing terminates.

User Response. See the log for additional messages that indicate the cause of the error.

LCM0052W

This server is terminating because of another instance already running (*details*).

Explanation. The server is shutting down because there is another active instance of this server running on the host.

System Action. A previous instance of the server was not stopped before starting a new instance.

User Response. Stop or cancel the previous server instance before starting a new one.

LCM0053I

The parameter *keyword* is no longer supported.

Explanation. The specified parameter is no longer supported in this release and might be removed in future releases.

System Action. An execution parameter was specified that is no longer supported.

User Response. Do not specify the unsupported parameter.

LCM0054I

The execution parameter *keyword* is in effect.

Explanation. The specified execution parameter is in effect for the server.

System Action. Processing continues.

User Response. Informational only. Processing continues.

LCM0055W

Invalid execution parameter detected: *keyword*.

Explanation. An invalid execution parameter was detected.

System Action. Processing continues.

User Response. Do not specify the invalid or unknown execution parameter.

LCM0056I

Not accepting new connections because of the MAXCONN limit. There are *number* active connections now for *service*.

Explanation. The specified service has a maximum connection limit that has been reached. The service no longer accepts new connections until at least one of the active connections ends.

System Action. Processing continues.

User Response. If you receive this message frequently, increase the MAXCONN limit for this service or set the MAXCONN to unlimited connections.

LCM0057I

New connections are now being accepted for *service*.

Explanation. The service was previously not accepting new connections because of the imposed MAXCONN limit. The service can now accept a new connection because at least one active connection has ended.

System Action. Processing continues.

User Response. None. Informational only.

LCM0058I

Listen socket on port *number* has been re-established.

Explanation. The previously dropped listen socket has been re-established. Services using the specified port can now continue. The listen socket previously dropped because of an error or TCP/IP connectivity problems has been re-established. Client connection processing continues.

System Action. Processing continues.

User Response. None. Informational only.

LCM0059W

Server is terminating because the required service *serviceName* is ending.

Explanation. The specified required service has ended. The server terminates because it cannot continue running without the required service.

System Action. Processing continues.

User Response. See related log messages to determine why the required service ended. Correct the problem and restart the server.

LCM6000W

id The supplied TMS DSN=*dataset name* does not exist.

Explanation. The connection identified by the *id* number received an invalid TMS data set name from the client.

System Action. The requested action is aborted. Processing continues.

User Response. Correct the client that supplied the invalid TMS data set name.

LCM6001W

<*id*> The supplied TMS DSN=*dataset_name* is in use by another job or task.

Explanation. The connection identified by *id* attempted to dynamically allocate to the displayed TMS data set name. The data set is currently allocated to another job or task. The server waits one minute, then attempts the dynamic allocation of the data set again. If the dynamic allocation fails on repeated requests, the server aborts the requested action and processing of client commands continues.

System Action. Processing continues.

User Response. Investigate why the displayed TMS data set name is in use by other jobs.

LCM6002W

id Dynamic allocation failed with RC=*retcode*, Reason=*code* for DSN=*dataset name*.

Explanation. A connection identified by the *id number* issued a de-allocation request for the displayed data set. the request failed with the displayed return code and reason code.

System Action. The requested action is aborted. Processing continues.

User Response. The return code and reason code correspond to the return code and reason code for the MVS SVC 99 (dynamic allocation) instruction. Please see the IBM publication *Authorized Assembler Language Programs* for an explanation of the return codes and reason codes.

LCM6003I

id Dynamic allocation library message: *error text*.

Explanation. A connection identified by id number had a dynamic allocation error detected by the SAS/C run-time library.

System Action. The requested action is aborted. Processing continues.

User Response. See the text of the message for more details about why the dynamic allocation request failed. The text generated by the SAS/C run-time library that is included with the LCM Agent. If the reason appears to be the result of an internal problem with the LCM Agent, please report the problem to StorageTek Software Support.

LCM6004I

id TMS *tms name* Statistics: Sent TMCIs=*number*, Ignored TMCIs=*number*, Messages Sent=*number*, Total Bytes=*bytes*.

Explanation. LCM requested a TMS information data transfer from an agent. The LCM agent sent the displayed number of TMCI records, the display number of TMS interface messages, and total bytes to the client LCM job.

System Action. Processing continues.

User Response. None. Informational only.

LCM6005W

id De-allocation request failed with RC=*retcode*, Reason=*code* for DSN=*dataset name*.

Explanation. A connection identified by the *id number* issued a de-allocation request for the displayed data set. the request failed with the displayed return code and reason code.

System Action. The requested action is aborted. Processing continues.

User Response. The return code and reason code correspond to the return code and reason code for the MVS SVC 99 (dynamic allocation) instruction. Please see the IBM publication *Authorized Assembler Language Programs* for an explanation of the return codes and reason codes.

LCM6006I

id User *username* is accessing TMS information.

Explanation. A connection identified by the id number is accessing TMS information for the displayed user name on the client system.

System Action. Processing continues.

User Response. None. Informational only.

LCM6007W

id TMS read module *name* ended with warnings.

Explanation. A connection identified by the id number had the displayed TMS module end with a return code of 4.

System Action. Processing continues.

User Response. See the message log on the client and the LCM Agent to see if the TMS module issued any additional warning messages.

LCM6008W

id TMS read module *name* ended with RC=*retcode*.

Explanation. A connection identified by the id number had the TMS module end with the displayed return code.

System Action. Processing continues.

User Response. See the message log on the client and the LCM Agent to see if the TMS module issued any additional messages

LCM6009W

id TMS module *name* could not be loaded.

Explanation. A connection identified by the *id number* issued a load request for the displayed module *name* that failed.

System Action. The requested action is aborted. Processing continues.

User Response. Insure the displayed module name is installed on your system and allocated through the use of the STEPLIB for the agent started task.

LCM6010W

id TMS *name* error encountered: error details.

Explanation. The specified TMS encountered an error condition.

System Action. The LCM Agent continues processing new requests.

User Response. See the error details contained in the message for the more information on the error.

LCM6011I

id Module *name* used for TMS interface.

Explanation. This message identifies the module being used to retrieve tape management system information.

System Action. Processing continues.

User Response. None. Normally, no action is required. However, if a problem with the LCM Agent is called in to LCM Customer Support, you may be asked to read the information in the message over the phone.

LCM6012E

Load failed for module *modname*, RC=*retcode*.

Explanation. The LCM agent was unable to load module *modname*, which is required for operation. The returned code listed is from the MVS LOAD instruction.

System Action. LCM agent terminates with a minimum return code of 8.

User Response. The LCM Agent is not properly installed. Contact your system programmer or software support.

LCM6013I

Unable to obtain local host information: *error_details*.

Explanation. An error was detected while trying to obtain information about the local host system.

System Action. The LCM Agent terminates with a return code of 8.

User Response. See the error details contained in the message for the reason why the local host information could not be obtained.

LCM6014I

Module name level: FMID=*fmid* RMID=*rmid* DATE=*date* TIME=*time*.

Explanation. If the MODLEVEL execution parameter is specified on the EXEC statement this message is written to the LCM Agent log once for each LCM Agent module loaded. The message contains information extracted from the module header that documents the current maintenance level of the module.

System Action. Processing continues.

User Response. Normally, no action is required. However, if a problem with LCM is called in to software support, you may be asked to read the information in the message over the phone.

LCM6015I

Command response: *response_text*

Explanation. The agent generated the response text in response to an operator MODIFY command.

System Action. Processing continues.

User Response. None. Informational only.

LCM6016I

Invalid command: *text*.

Explanation. The agent encountered an invalid operator command.

System Action. The agent ignores the operator command. Processing continues.

User Response. None. Informational only.

LCM6017I

Task Id=*number*, Service=*service*, Clients=*number_of_clients*.

Explanation. This message is issued in response to a MODIFY DISPLAY operator command. The service identified by the id number is currently running. This service has the specified number of clients connected to the service.

System Action. Processing continues.

User Response. None. Informational only.

LCM6018I

Connection Id=*number*, Host=*ip_address*, Port=*port_number*.

Explanation. This message is issued in response to a MODIFY DISPLAY operator command. The client connection identified by the id number originated from the specified host and is running on the remote port number. This connection is associated with a service running in the agent that can be identified by looking for LCM6017I messages in the joblog.

System Action. Processing continues.

User Response. None. Informational only

LCM6019I

Total active services=num_services, total active clients=
num_clients.

Explanation. This message is issued in response to a MODIFY DISPLAY operator command. This message shows the total number of active services and the total number of active clients that are connected to the agent.

System Action. Processing continues.

User Response. None. Informational only.

LCM6020I

<id> Using dataset dsname for TMS information.

Explanation. The specified dataset will be used to obtain TMS information that will be sent to the client LCM job.

System Action. Processing continues.

User Response. None. Informational only.

LCM6021I

<id> The client has requested volume information to begin
after volume volser.

Explanation. The client LCM job has requested that the agent begin transferring TMS data for volumes that come after the specified volume. This may be due to the communication being interrupted during a TMS transfer, or the Agent may have been stopped and restarted while a transfer was in progress.

System Action. Processing continues.

User Response. None. Informational only.

LCM6022I

OS Level=os_name os_version.os_release, LE Level=le_level.

Explanation. This message displays the level of the operating system that the agent is running on.

System Action. Processing continues.

User Response. None. Informational only.

LCM6023I

<id> Client version=fmid, level=service_level.

Explanation. The client running on the remote host is running the specified version FMID and service level of the software.

System Action. Processing continues.

User Response. None. Informational only.

File Handler Message Formats

The LCM File Handler reads, writes and creates files. File Handler messages have the following format:

`FI00nnnc message-text`

where:

`FI00` is the File Handler message prefix.

- `nnn` is a 3-digit message number which uniquely identifies the message.
- `c` is the message severity as described in [TABLE 1-7](#).

TABLE 1-7 LCM File Handler Message Severities

Message Code	Description
I	Information message, return code 0.
W	Warning message, return code 4.
E or S	Error message, return code 8.
C	Catastrophic error message, return code 16.

message-text describes an event, condition, or request and can include text and variable information.

File Handler issues these messages for unrecoverable conditions and they are usually followed by a job step return code of 8.

Other File Handler messages that indicate an internal error in either the File Handler or LCM. If such an error occurs, the FI message appears in the SRV1000I mini-dump written to the job log and the LCM job step terminates with a user ABEND code of 1000. Report the error to StorageTek Software Support.

File Handler Message Descriptions

FI00026E

DDNAME *DDname* is not allocated to any file.

Explanation. The File Handler could not open *ddname*, due to a missing JCL DD statement.

System Action. LCM is terminated with a return code of 8.

User Response. Add the DD statement to the LCM JCL and resubmit the job.

FI00101E

Unsupported data set organization for data set name.

Explanation. The named data set has a data set organization that is not supported by the File Handler.

System Action. LCM is terminated with a return code of 8.

User Response. The File Handler currently supports only physical-sequential and partitioned data sets.

FI00102E

Open failed for data set data set name.

Explanation. The File Handler was unable to open the named data set.

System Action. LCM is terminated with a return code of 8.

User Response. There may be messages from the operating system that further describe the error. If you are unable to determine the cause of the error, contact StorageTek Software Support.

FI00107E

Unsupported record format.

Explanation. The File Handler was requested to read or write an existing data set whose record format was not FB or VB.

System Action. LCM is terminated with a return code of 8.

User Response. Ensure that all files that LCM would use for input or output have a supported record format. If it appears that this message was issued in error, contact StorageTek Software Support.

FI00109E

Allocation was denied by installation exit.

Explanation. The installation exit IEFDB401 denied a dynamic allocation request.

System Action. LCM is terminated with a return code of 8.

User Response. Review your installation exit IEFDB401 to determine why it might deny a request to dynamically create a disk data set. If it appears that this message was issued in error, contact StorageTek Software Support.

FI00110E

Data set *data set name* is allocated to another user.

Explanation. Another job or user is allocated to the named data set.

System Action. LCM is terminated with a return code of 8.

User Response. Re-execute LCM later when the data set becomes available.

FI00112E

Could not allocate data set *data set name*: Dynamic Allocation error(*errorcode*,*reasoncode*) .

Explanation. In an attempt to create the named data set, dynamic allocation returned the listed error and reason codes to the File Handler.

System Action. LCM is terminated with a return code of 8.

User Response. Dynamic allocation error and reason codes may be found in the IBM publication *MVS Macros And Facilities, Volume 1. for MVS/XA*, or *MVS/ESA Application Development Guide: Authorized Assembler Language Programs for MVS/ESA*. If it appears that this message was issued in error, contact StorageTek Software Support.

FI00113E

Dynamic allocation error (*errorcode*,*reasoncode*) .

Explanation. In an attempt to reference a data set, dynamic allocation returned the listed error and reason codes to the File Handler.

System Action. LCM is terminated with a return code of 8.

User Response. Dynamic allocation error and reason codes may be found in the IBM publication *MVS Macros And Facilities, Volume 1. for MVS/XA*, or *MVS/ESA Application Development Guide: Authorized Assembler Language Programs for MVS/ESA*. If it appears that this message was issued in error, contact StorageTek Software Support.

FI00116S

Requested record format inconsistent with that of existing file.

Explanation. If requested to write to an existing data set, the File Handler ensures that the requested record formats (fixed- or variable-length blocked records) match.

System Action. LCM is terminated with a return code of 8.

User Response. Ensure that the record format of the LCM output data set has attributes consistent with its intended use.

FI00118E

Requested output LRECL of *lrecl* for PDS member does not match existing PDS LRECL of *lrecl*.

Explanation. The File Handler checks existing files if requested to write to them but does not change the logical record length of such files.

System Action. LCM is terminated with a return code of 8.

User Response. If LCM was requested via JCL to write to a PDS member, ensure that the partitioned data set logical record length matches the LRECL requested by LCM

FI00119E

Member *membername* is currently in use by another user.

Explanation. If requested to read or write a PDS member, the File Handler checks to see that the member is not being edited by another user. (The File Handler uses the same ENQ majorname as ISPF/PDF to see if a member is being edited.)

System Action. LCM is terminated with a return code of 8.

User Response. Re-execute LCM after ensuring that the named member is not in use by another user, or change the associated LCM output DD statement to reference another file.

FI00120E

User *userid* has insufficient authority to access type data set *data set name*.

Explanation. The security subsystem (RACF or equivalent) has denied access to the named data set; therefore, the File Handler does not attempt to open it.

System Action. LCM is terminated with a return code of 8.

User Response. Change the data set reference, or have the user's access to the named data set changed as necessary.

FI00121E

Maximum number of allocations has been reached. Free unused files and try again.

Explanation. A dynamic allocation request has failed because there were no empty slots in the MVS TIOT for a new ddname entry.

System Action. LCM is terminated with return code of 8.

User Response. Remove any unused ddnames from the LCM JCL, or add several ddname slots in the LCM job's TIOT by coding DYNAMNBR=n on the LCM job step EXEC statement.

FI00122E

No acceptable volumes available for allocation.

Explanation. No DASD volumes could be found for a data set creation request. The unitname specified for the OPTIONS statement WKUNIT parameter may not include any DASD volumes mounted as STORAGE or the allocation may have been failed by your installation's storage management routines.

If you have SMS on your system, it could mean that none of the volumes available for temporary data sets contained enough space.

System Action. LCM is terminated with a return code of 8.

User Response. Ensure that the unit name specified for WKUNIT is compatible with your storage management policies. If this does not appear to be the problem, contact StorageTek Software Support.

FI00123E

Requested unit name of unitname is not available.

Explanation. An allocation request for unitname was rejected, probably because unitname was not valid.

System Action. LCM is terminated with a return code of 8.

User Response. This error is probably due to an invalid OPTIONS statement WKUNIT parameter specification; also, the default unit name of SYSALLDA may be invalid for some reason. Ensure that a valid unit name is coded for the WKUNIT parameter.

FI00202E

SYNAD error: SYNAD message text

Explanation. This message occurs when the File Handler SYNAD exit is invoked for a physical or logical I/O error, and is followed by the standard OS SYNAD message which should further describe the problem.

System Action. LCM is terminated with a return code of 8.

User Response. A physical or logical I/O error caused the LCM SYNAD routine to be called. The SYNAD message text should contain enough information to determine the cause of the error. Additional information may be found in system log data, such as LOGREC.

Additional Information

Oracle Corporation (Oracle) offers several methods for you to obtain additional information.

Oracle's External Web Site

Oracle's external Web site provides marketing, product, event, corporate, and service information. The external Web site is accessible to anyone with a Web browser and an Internet connection. The URL for the Oracle external Web site is: <http://www.oracle.com/us/index.html>

The URL for Oracle/StorageTek/Sun storage information for is:
<http://www.oracle.com/us/products/servers-storage/storage/index.html>

Sun/StorageTek Documentation

The URL for Sun/StorageTek documentation is:

<http://docs.sun.com/app/docs>

Oracle Global Partners

The Oracle Global Partners site provides information about solutions available with Oracle's partners:

<http://www.oracle.com/us/partnerships/index.html>

Third-Party Web Sites

Oracle is not responsible for the availability of third-party web sites mentioned in this document. Oracle does not endorse and is not responsible or liable for any content, advertising, products, or other materials that are available on or through such sites or resources. Oracle will not be responsible or liable for any actual or alleged damage or loss caused by or in connection with the use of or reliance on any such content, goods, or services that are available on or through such sites or resources.

Oracle's Global Offices

You may contact any of Oracle's worldwide offices to discuss complete storage, service, and support solutions for your organization. You can find contact information at:

<http://www.oracle.com/corporate/contact/global.html>

Customer Support

For more information about Oracle support (including for Sun/StorageTek branded products) see:

<http://www.oracle.com/us/support/index.htm?origref=>

<http://www.oracle.com/us/products/index.html>

Conventions for Reader Usability

Conventions are used to shorten and clarify explanations and examples within this book.

Typographic

The following typographical conventions are used in this book:

- **Bold** is used to introduce new or unfamiliar terminology.
- Letter Gothic is used to indicate command names, filenames, and literal output by the computer.
- Letter Gothic Bold is used to indicate literal input to the computer.
- *Letter Gothic Italic* is used to indicate that you must substitute the actual value for a command parameter. In the following example, you would substitute your name for the “username” parameter.
- Logon *username*
- A bar (|) is used to separate alternative parameter values. In the example shown below either username or systemname must be entered.
- Logon *username|systemname*
- Brackets [] are used to indicate that a command parameter is optional.
- Ellipses (...) are used to indicate that a command may be repeated multiple times.
- The use of mixed upper and lower case characters (for non–case sensitive commands) indicates that lower case letters may be omitted to form abbreviations. For example, you may simply enter **Q** when executing the **Quit** command.

Keys

Single keystrokes are represented by double brackets [[]] surrounding the key name. For example, press [[ESC]] indicates that you should press only the escape key.

Combined keystrokes use double brackets and the plus sign (+). The double brackets surround the key names and the plus sign is used to add the second keystroke. For example, press [[AL]] + [[C]] indicates that you should press the alternate key and the C key simultaneously.

Enter Command

The instruction to “press the [[ENTER]] key” is omitted from most examples, definitions, and explanations in this book.

For example, if the instructions asked you to “enter” **Logon pat**, you would type in **Logon pat** and press [[ENTER]].

However, if the instructions asked you to “type” **Logon pat**, you would type in **Logon pat** and you would *not* press [[ENTER]].

Warnings, Cautions, and Notes - Software

The following are used in software documentation.

Caution – Information necessary to keep you from corrupting your data.

Tip – Information that can be used to shorten or simplify your task or they may simply be used as a reminder.

Note – Information that may be of special interest to you. Notes are also used to point out exceptions to rules or procedures.

Warnings, Cautions, and Notes - Hardware

The following are used in hardware documentation.

Note – A note provides additional information that is of special interest. A note might point out exceptions to rules or procedures. A note usually, but not always, follows the information to which it pertains.

Caution – A caution informs you of conditions that might result in damage to hardware, corruption of data, or corruption of application software. A caution always precedes the information to which it pertains.


Warning – Possible Physical Injury. A warning alerts you to conditions that might result in long-term health problems, injury, or death. A warning always precedes the information to which it pertains.




Syntax

Syntax flow diagram conventions include the following:


Flow Lines—Syntax diagrams consist of a horizontal baseline, horizontal and vertical branch lines and the command text. Diagrams are read left to right and top to bottom. Arrows show flow and direction.




Single Required Choice—Branch lines (without repeat arrows) indicate that a single choice must be made. If one of the items to choose from is on the baseline of the diagram, one item must be selected.




Single Optional Choice—If the first item is on the line below the baseline, one item may optionally be selected.



Defaults—Default values and parameters appear above the baseline.



Repeat Symbol—A repeat symbol indicates that more than one choice can be made or that a single choice can be made more than once. The repeat symbol shown in the following example indicates that a comma is required as the repeat separator.



Keywords—All command keywords are shown in all upper case or in mixed case. When commands are not case sensitive, mixed case implies that the lowercase letters may be omitted to form an abbreviation.


Variables—Italic type is used to indicate a variable.

Alternatives—A bar (|) is used to separate alternative parameter values.

Optional—Brackets [] are used to indicate that a command parameter is optional.

Delimiters—If a comma (,), a semicolon (;), or other delimiter is shown with an element of the syntax diagram, it must be entered as part of the statement or command.

Ranges—An inclusive range is indicated by a pair of elements of the same length and data type, joined by a dash. The first element must be strictly less than the second element.



Lists—A list consists of one or more elements. If more than one element is specified, the elements must be separated by a comma or a blank and the entire line must be enclosed by parentheses.

