

OFS Funds Transfer Pricing Language Pack Installation
and Configuration Guide
Version 6.1.0.2.2
October 2013



Document Control

Author: Niraj Ranjan Biswal	Group: OFSAA	
Created on : 10-Oct-13	Revision No : 1.0	
Updated by : Niraj Ranjan Biswal		
Updated on : 10-Oct-13		

Table of Contents

About this Manual	1
Audience	1
Scope	1
Organization of the Manual	1
Conventions Used in this Manual	1
Pre-Requisites	2
Environment.....	2
Front-End Access	3
Installing Oracle Financial Services Funds Transfer Pricing Language Pack.....	4
Pre-Installation Activities	4
Silent Installation.....	11
Post Installation Activities	13

About this Manual

This manual helps in installing and configuring the language pack for Oracle Financial Services Funds Transfer Pricing v6.1 (6.1.0.2.2). This language pack enables you to install application translations for one or more of the following: Traditional Chinese, French, German, Brazilian Portuguese, and Spanish.

Audience

This Manual is meant for use by the Oracle Financial Services Analytical Applications Infrastructure System Administrator. It provides step-by-step instructions necessary for installing the Oracle Financial Services Funds Transfer Pricing v6.1 (6.1.0.2.2) Language Pack.

Scope

This manual provides a step-wise instruction to install the Oracle Financial Services Funds Transfer Pricing Language Pack in an existing Oracle Financial Services Funds Transfer Pricing base Product.

Organization of the Manual

The Installation Manual is organized into the following chapters.

Pre Requisites section identifies the hardware and base software environment that is required for a successful installation & functioning of the Oracle Financial Services Analytical Applications Infrastructure Solution.

Installing Oracle Financial Services Funds Transfer Pricing Language Pack section details the pre-installation activities followed by a step-by-step instruction on the various installation options.

Post installation Activities section details the steps that are required to be performed after a successful installation of the Oracle Financial Services Analytical Applications Infrastructure Solution.

Conventions Used in this Manual

References to sections or chapters in the manual are displayed in *Italics*.

Screen names are displayed in the following manner:

Introduction screen

Options and buttons are displayed in **Bold**.

Notes are displayed as follows:

NOTE

- It is important that the password should be 6 characters long. If you do not adhere to this pre-requisite, you will see a system message that reads **Password must be at least 6 characters long**.

Pre-Requisites

The installation process requires certain environmental variables to be set prior to starting the installation. You must ensure that these requirements are met before starting the installation. You are requested to refer to the Release Notes for the latest updates on hardware or software requirements and the OFSAAI Installation and Configuration Manual for the environment variables.

Environment

Installation of Oracle Financial Services Funds Transfer Pricing Language Pack v6.1 (6.1.0.2.2) requires the Oracle Financial Services Funds Transfer Pricing v6.1 (6.1.0.2.0) Base Product to be installed on Oracle Financial Services Analytical Application Infrastructure 7.3.2.4.0(with OFSAAI 7.3.2.1.0 Language Pack) in either a single-tier or multi-tier environment.

6.1.0.2.0 is the minimum release required for the 6.1.0.2.2 Language Pack. If you are planning to install the 6.1.0.2.2 Language Pack, then opt for any one of the following paths:

- 6.1.0.0.0 -> 6.1.0.2.0 -> 6.1.0.2.1 -> 6.1.0.2.2(LP)
- 6.1.0.0.0 -> 6.1.0.3.0 -> 6.1.0.2.2(LP)

Note: 7.3.2.4.0 is the minimum version of AAI required.

To install any language for the application, you must have already installed the same language for OFSAA Infrastructure.

Note:

- If you are planning to install the application language pack on top of AI 7.3.2.1.0 Language Pack, that AI Language Pack must have already been installed on AI 7.3.2.1.0 or a later AI 7.3.2.x release. (It must be installed in sequence and cannot be installed if AI is already on 7.3.3 or later release.)

For more details on these prerequisites, refer to 7.3.2.1.0 LP Installation Guide.

- For further details on Infrastructure release compatibility, refer to Support Note [1590502.1](#) (OFSAAI 7.3 Upgrade and Compatibility Reference).

Please apply following one-off patches before proceeding for FTP Language Pack installation.

- Bug 17600912 - VALUES APPEARS IN NON SPANISH LOCALE IN DATA ELEMENT FILTERS
One-Off Patch: - 17600912_GENERIC.zip
ML version - 7.3.2.4.4
- Bug 17561199 - CONFIG SCHEMA: NEW APPS_LOCALE_DETAILS TABLE FOR APPS LANGUAGE PACK REGISTRATION.
One-Off Patch: - 17561199_GENERIC.zip
ML version - 7.3.2.4.3
- Bug 17632913 - VIEW LOG SEARCH WINDOW COMPONENT TYPE DROP DOWN IS DISPLAYING AS CHINESE LETTER

One-Off Patch: - 17632913_GENERIC.zip

ML version – 7.3.2.4.5

- Funds Transfer Pricing One-Off Patch
One-Off Patch: - 17578919_GENERIC.zip
ML version – 6.1.0.2.1

Front-End Access

- Internet Explorer 8.0/9.0
- Java Plug-in 1.6.0_21
- Acrobat Reader 8.0
- The screen resolutions supported are 1024*768 and 1280*1024

NOTE

- Ensure that Java Plug-in is enabled in the browser settings.

Installing Oracle Financial Services Funds Transfer Pricing Language Pack

Pre-Installation Activities

The following is the Pre Installation checklist to ensure the readiness to start installing Oracle Financial Services Funds Transfer Pricing Language Pack:

- Copy the entire FTP v6.1.0.2.2 installer download directory to the server location. Provide the read, write and execute permission to all the files present in this directory.
- Specify the log file path and name in the log4j.xml. Update the "value" attribute marked in the following screenshot:

```
<!DOCTYPE log4j:configuration SYSTEM "log4j.dtd">
<log4j:configuration xmlns:log4j="http://jakarta.apache.org/log4j/">

<appender name="ConfigReveleusFileAppender" class="org.apache.log4j.RollingFileAppender">
  <param name="file" value="/u02/setupkit/ALM60/log/FTP60.log"/>
  <param name="Append" value="true"/>
</appender>
</log4j:configuration>
```

Figure 1: Log4j.xml file configuration

- Make sure that all the servers are down before proceeding for installation.

Oracle Financial Services Funds Transfer Pricing Language Pack Installation

The Oracle Financial Services Analytical Applications Infrastructure Product comprises of components that are installed in Web, Application and Database layer. Hence, if you have installed Oracle Financial Services Analytical Applications Infrastructure 7.3.2.4.0 in a multi-tier architecture, the Oracle Financial Services Funds Transfer Pricing Language Pack installer must be invoked only once on either Application layer or Database Layer (not both) machines, that host the Oracle Financial Services Analytical Applications Infrastructure tier.

For a Single-tier installation, the installer is required to be invoked only once on the machine that hosts all the Oracle Financial Services Analytical Applications Infrastructure tiers.

This section describes the installation process.

NOTE

- Refer to section on “Silent Installation”, if a silent installation is required.

Step 1

To begin Oracle Financial Services Funds Transfer Pricing product installation, execute **Setup.sh**.




Figure 2: Installation Splash Screen

Step 2

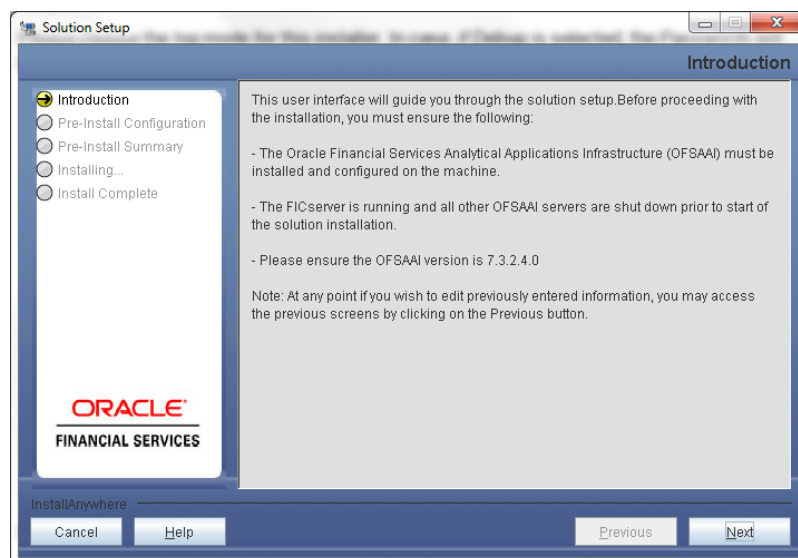


Figure 3: Introduction Screen

Upon invoking the installer, the **Introduction** screen will display the pre-requisites for installation. Ensure that the pre-requisites are satisfied before you proceed.

Step 3

Choose the log mode for this installer. If Debug is selected, the Passwords will be printed in the Log File.



Figure 4: Log Mode Option Screen

Step 4

Provide the 9 digit Customer Identification number provided during the OFSAAI installation.

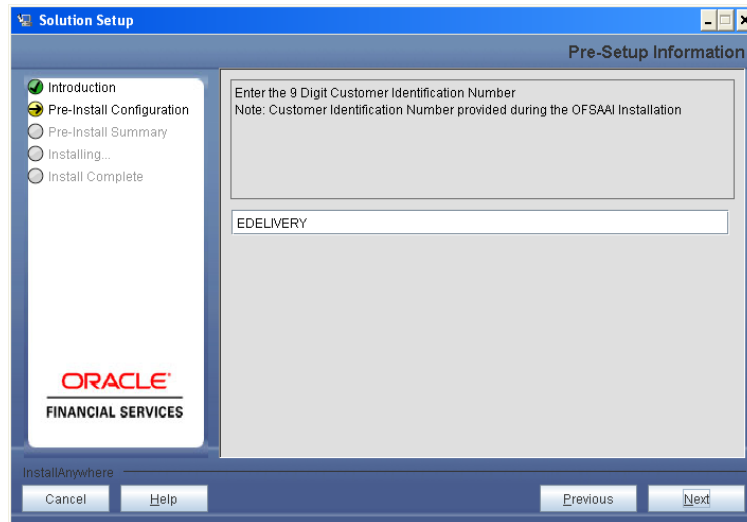


Figure 5: Customer ID Input Screen

Click **Next** to continue.

Step 5

The following panel will be displayed to select the infodom from list of infodoms present in the setup. Enter segment code and enter the application schema's TNS name.

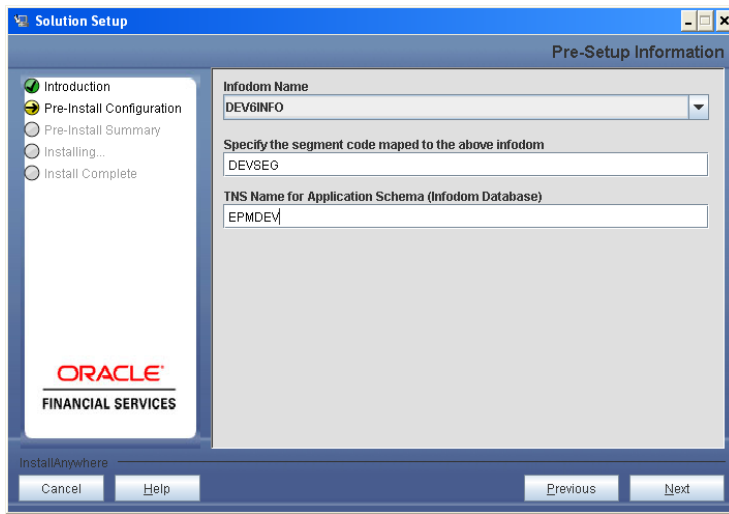


Figure 6: Infodom Details

Step 6

This panel displays the information on the list of languages to be installed. The LHS panel lists all the languages for which OFSAI Language pack has been applied. Please select list of languages you wish to install and click ">>".

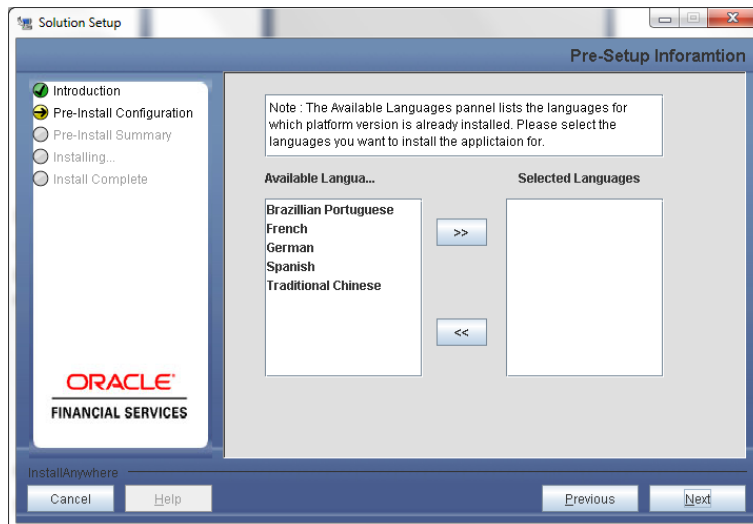


Figure 7: Selection of Languages

Note:

Choose at least one language to proceed for installation.

Click **Next** to Continue.

Step 7

This panel displays all the pre-installation summary. Verify all the details and proceed.

Click **Install** to proceed.

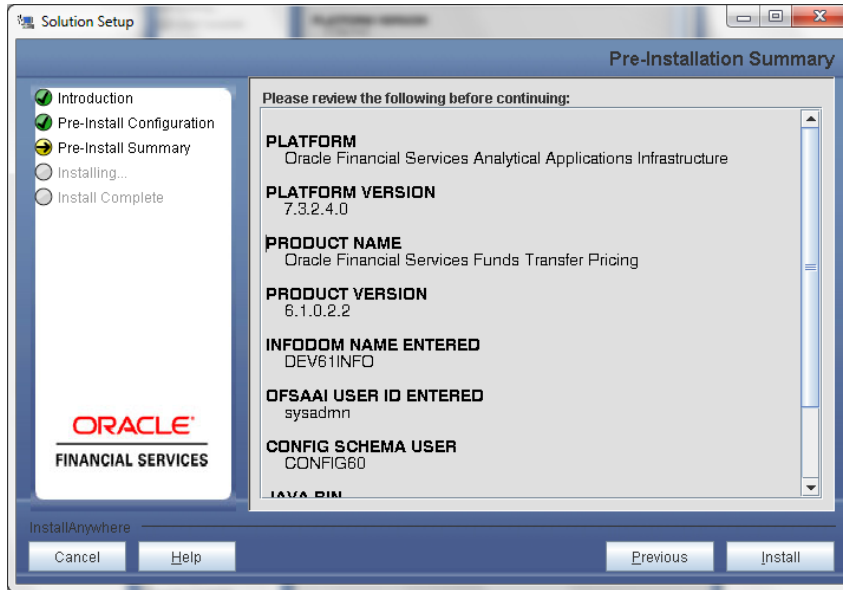


Figure 8: Pre – Install Summary

Step 8

This panel displays the installation process. Please wait until it completes.

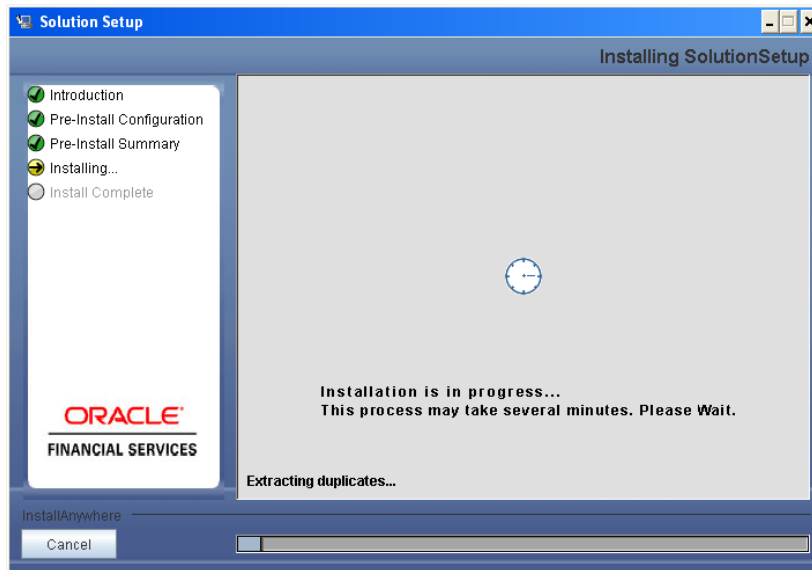


Figure 9: Installation is in progress

Step 9

The following screen displays the completion of installation of the Oracle Financial Services Funds Transfer Pricing Product Setup.

Click **Done** to exit.

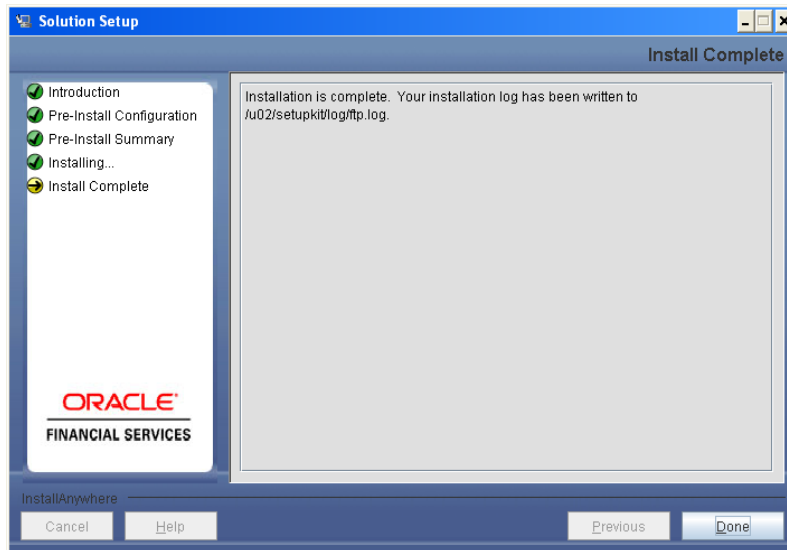


Figure 10: Installation Complete

Silent Installation

Silent installation is achieved via a properties file [Silent.props] that must be updated with proper values, before attempting to install using the silent mode.

The following table lists all the properties that need to be specified:

The following languages are available in this release: Traditional Chinese, French, German, Brazilian Portuguese, and Spanish. To install one or more of these languages, set their associated language parameter to 1. All other language parameters should be set to 0 (Do Not Install).

Property Name	Description of Property	Permissible values	Comments
LOG_MODE	Mode for logging	0 = Debug 1= General	Optional; Default : 0
CUSTOMER_ID	Customer id specified while installing OFSAAI	Not Applicable	MANDATORY
INFODOM_NAME	Information Domain(infodom)	Not Applicable	MANDATORY
SEGMENT_CODE	Segment Code	Not Applicable	MANDATORY
APPL_TNS	TNS Name of the Infodom database	Not Applicable	MANDATORY
AR_EG	Specify whether you want to install Arabic Language	0=Do Not Install 1=Install	MANDATORY
PT_BR	Specify whether you want to install Português Language	0=Do Not Install 1=Install	MANDATORY
FR_FR	Specify whether you want to install French Language	0=Do Not Install 1=Install	MANDATORY
DE_DE	Specify whether you want to install German Language	0=Do Not Install 1=Install	MANDATORY
IN_ID	Specify whether you want to install Indonesian language	0=Do Not Install 1=Install	MANDATORY
IT_IT	Specify whether you want to install Italian Language	0=Do Not Install 1=Install	MANDATORY

JA_JP	Specify whether you want to install Japanese Language	0=Do Not Install 1=Install	MANDATORY
KO_KR	Specify whether you want to install Korean Language	0=Do Not Install 1=Install	MANDATORY
RU_RU	Specify whether you want to install Russian Language	0=Do Not Install 1=Install	MANDATORY
ZH_CN	Specify whether you want to install Simplified Chinese Language	0=Do Not Install 1=Install	MANDATORY
ES_ES	Specify whether you want to install Spanish Language	0=Do Not Install 1=Install	MANDATORY
TH_TH	Specify whether you want to install Thai Language	0=Do Not Install 1=Install	MANDATORY
ZH_TW	Specify whether you want to install Traditional Chinese	0=Do Not Install 1=Install	MANDATORY
VI_VN	Specify whether you want to install Vietnamese language	0=Do Not Install 1=Install	MANDATORY
TR_TR	Specify whether you want to install Turkish Language	0=Do Not Install 1=Install	MANDATORY

How to install in Silent Mode

- The installer folder contains a template file "Silent.template".
- Create a copy of this file and rename the copy as "Silent.props".
- Edit the file "Silent.props" and specify the parameters as per the requirements.
- On the UNIX Command prompt, execute the following command:
 - o "Setup.sh SILENT"
- Refer to the console log [or the file preinstall.log] for any error messages.

Post Installation Activities

Oracle Financial Services Analytical Applications Infrastructure Server Memory Configuration

The Oracle Financial Services Analytical Applications Infrastructure Application Server is started using `reveleusstartup.sh`. This file can be edited for setting customized memory settings, garbage collector settings depending on the available hardware configuration. Please raise an SR in support.oracle.com if you have any queries related to EPM applications.

Once the installation of Oracle Financial Services Funds Transfer Pricing Language Pack is completed, you must perform the following steps.

- Check the Log file (The path and file name specified in the `log4j.xml`).
- Start all Oracle Financial Services Analytical Applications Infrastructure v7.3 Servers.

NOTE

- If you need assistance in starting the servers, then refer to *Starting Oracle Reveleus Servers* in the Installation Guide Oracle Financial Services Analytical Applications Infrastructure 7.3. `.profile` should be executed before starting any activity from the console.



Installation Manual

October 2013

Oracle Financial Services Funds Transfer Pricing 6.1.0.2.2 Language Pack

Oracle Corporation

World Headquarters

500 Oracle Parkway

Redwood Shores, CA 94065

U.S.A.

Worldwide Inquiries:

Phone: +1.650.506.7000

Fax: +1.650.506.7200

Oracle and Java are registered trademarks of Oracle and/or its affiliates. Other names may be trademarks of their respective owners.

Intel and Intel Xeon are trademarks or registered trademarks of Intel Corporation. All SPARC trademarks are used under license and are trademarks or registered trademarks of SPARC International, Inc. AMD, Opteron, the AMD logo, and the AMD Opteron logo are trademarks or registered trademarks of Advanced Micro Devices. UNIX is a registered trademark of The Open Group.

This software and related documentation are provided under a license agreement containing restrictions on use and disclosure and are protected by intellectual property laws. Except as expressly permitted in your license agreement or allowed by law, you may not use, copy, reproduce, translate, broadcast, modify, license, transmit, distribute, exhibit, perform, publish, or display any part, in any form, or by any means. Reverse engineering, disassembly, or decompilation of this software, unless required by law for interoperability, is prohibited.

The information contained herein is subject to change without notice and is not warranted to be error-free. If you find any errors, please report them to us in writing.

If this is software or related documentation that is delivered to the U.S. Government or anyone licensing it on behalf of the U.S. Government, the following notice is applicable:

U.S. GOVERNMENT END USERS: Oracle programs, including any operating system, integrated software, any programs installed on the hardware, and/or documentation, delivered to U.S. Government end users are "commercial computer software" pursuant to the applicable Federal Acquisition Regulation and agency-specific supplemental regulations. As such, use, duplication, disclosure, modification, and adaptation of the programs, including any operating system, integrated software, any programs installed on the hardware, and/or documentation, shall be subject to license terms and license restrictions applicable to the programs. No other rights are granted to the U.S. Government.

This software or hardware is developed for general use in a variety of information management applications. It is not developed or intended for use in any inherently dangerous applications, including applications that may create a risk of personal injury. If you use this software or hardware in dangerous applications, then you shall be responsible to take all appropriate fail-safe, backup, redundancy, and other measures to ensure its safe use. Oracle Corporation and its affiliates disclaim any liability for any damages caused by use of this software or hardware in dangerous applications.

This software or hardware and documentation may provide access to or information on content, products, and services from third parties. Oracle Corporation and its affiliates are not responsible for and expressly disclaim all warranties of any kind with respect to third-party content, products, and services. Oracle Corporation and its affiliates will not be responsible for any loss, costs, or damages incurred due to your access to or use of third-party content, products, or services.