

Oracle® Utilities Work and Asset Management

Enterprise User Guide

Release 1.9

Doc v1 Rev 0

July 2010

Copyright ©1986, 2010, Oracle and/or its affiliates. All rights reserved.

Primary Author: TUGBU Documentation

Contributing Author: n/a

Contributor: n/a

This software and related documentation are provided under a license agreement containing restrictions on use and disclosure and are protected by intellectual property laws. Except as expressly permitted in your license agreement or allowed by law, you may not use, copy, reproduce, translate, broadcast, modify, license, transmit, distribute, exhibit, perform, publish, or display any part, in any form, or by any means. Reverse engineering, disassembly, or decompilation of this software, unless required by law for interoperability, is prohibited.

The information contained herein is subject to change without notice and is not warranted to be error-free. If you find any errors, please report them to us in writing.

If this software or related documentation is delivered to the U.S. Government or anyone licensing it on behalf of the U.S. Government, the following notice is applicable:

U.S. GOVERNMENT RIGHTS

Programs, software, databases, and related documentation and technical data delivered to U.S. Government customers are "commercial computer software" or "commercial technical data" pursuant to the applicable Federal Acquisition Regulation and agency-specific supplemental regulations. As such, the use, duplication, disclosure, modification, and adaptation shall be subject to the restrictions and license terms set forth in the applicable Government contract, and, to the extent applicable by the terms of the Government contract, the additional rights set forth in FAR 52.227-19, Commercial Computer Software License (December 2007). Oracle USA, Inc., 500 Oracle Parkway, Redwood City, CA 94065.

This software is developed for general use in a variety of information management applications. It is not developed or intended for use in any inherently dangerous applications, including applications which may create a risk of personal injury. If you use this software in dangerous applications, then you shall be responsible to take all appropriate fail-safe, backup, redundancy, and other measures to ensure the safe use of this software. Oracle Corporation and its affiliates disclaim any liability for any damages caused by use of this software in dangerous applications.

Oracle is a registered trademark of Oracle Corporation and/or its affiliates. Other names may be trademarks of their respective owners.

This software and documentation may provide access to or information on content, products, and services from third parties. Oracle Corporation and its affiliates are not responsible for and expressly disclaim all warranties of any kind with respect to third-party content, products, and services. Oracle Corporation and its affiliates will not be responsible for any loss, costs, or damages incurred due to your access to or use of third-party content, products, or services.

Contents

1 Overview	1358
2 Company	1359
Company Records.....	1359
Company Views	1359
Period Costs.....	1359
Cost Summary	1359
3 Organization	1361
Organization Views	1361
Period Costs.....	1361
Cost Summary	1361
4 Plant	1363
Plant Views	1364
Period Costs	1364
Cost Summary	1364
5 Enterprise Asset	1365
Enterprise Asset Views	1365
Enterprise Asset Actions	1365
6 Enterprise Catalog	1366
Enterprise Catalog Views	1366
Storeroom Quantity Summary.....	1366
Storeroom Reorder Summary	1367
7 Asset Type Analysis.....	1368

Chapter 1

Overview

Executives can view cost enterprise-wide summaries spanning several plants and other organizational units in the Enterprise subsystem. Enterprise data can be used to compare maintenance and inventory costs between different divisions and to locate assets and inventory in other organizational units.

Within the Enterprise subsystem, two additional corporate levels can be identified above Plant. Company is the highest level and can consist of a number of Organizations. Organizations are the second level and can consist of a number of Plants. For each Company, at least one Organization and one Plant must be defined.

Just as Period Cost and Cost Summary information rolls up from Asset to Area to Department within a Plant, Plant Period Cost and Cost Summary information is aggregated at the Company and Organizational levels.

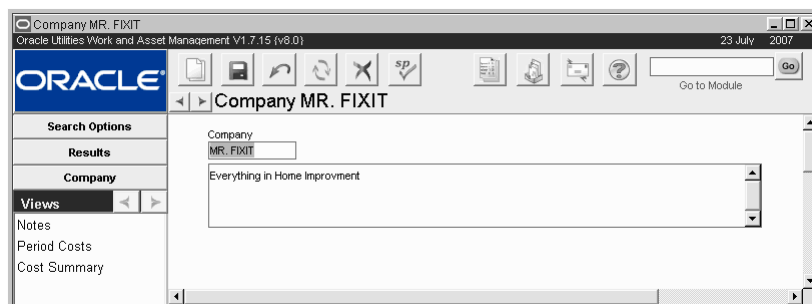
Chapter 2

Company

The highest level of the enterprise is defined in the Company module. Once the company record has been created and saved, other divisions and organizational groups can be defined in the Organization module.

Company Records

Within the Company module, summary information is available for all Organizations and Plants comprising the Company.



Company record

Company Views

The module includes the following views:

Period Costs

The Period Costs view displays Budget and Actual Cost information per Expense Category, by Period. Expenses accrue against their Accounts and at the end of each day the system processes expenses and applies them to the appropriate Account, Area, Department, and other records. Cost information is updated at the end of each day as a part of this process.

In order for an expense category to appear on the summary it must be associated to an Organization that references the Company. All budget amounts are supplied from and managed in the Period Costs view of the Account module.

Cost Summary

The Cost Summary view summarizes Budget and Actual Costs by Expense Category for the Company. Expenses accrue against their Accounts and at the end of each day the system processes expenses and applies them to the appropriate Account, Area, Department, and other

records. The cost information is updated at the end of each day as a part of this process. This window is for review purposes only, you cannot change the information presented here. In order for an expense category to appear on the summary it must be associated to an Organization that references the Company.

All budget amounts are supplied from and managed in the Yearly Costs view of the Account module.

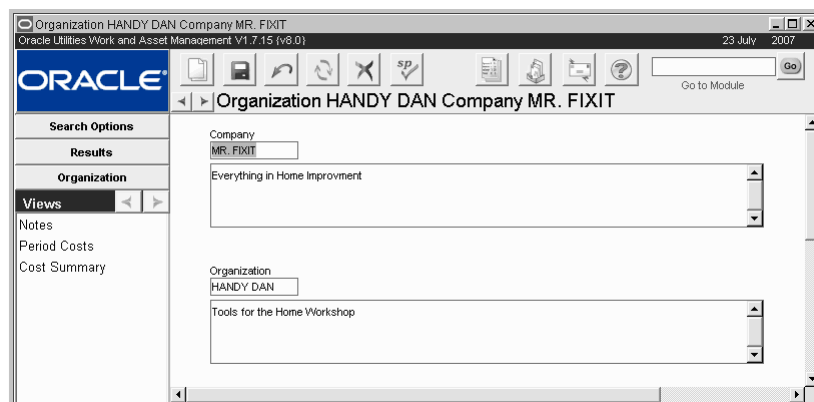
If you have the appropriate responsibilities in your user profile, the cost views also display actual amounts reported by your organization's external financial system.

Chapter 3

Organization

The second highest level of the enterprise is defined in the Organization module. The Organization level can be used for divisions, subsidiaries, brand families, or other grouping that is logical to your enterprise structure. Once the appropriate organization records have been created and saved, both Company and Organization can be referenced from Plant records.

Within the Organization module, summary information is available for all Plants comprising the Organization.



Organization record

Organization Views

The module includes the following views:

Period Costs

The Period Costs view displays Budget and Actual Cost information per Expense Category, by Period. In order for an expense to appear on the summary it must be associated to a Plant that references the Organization.

In order for an expense to appear on the summary it must be associated to a plant that references the organization.

Cost Summary

The Cost Summary view summarizes Budget and Actual Costs by Expense Category for the Organization. Expenses accrue against their Accounts and at the end of each day the system processes expenses and applies them to the appropriate Account, Area, Department, and other records. The cost information is updated at the end of each day as a part of this process. This

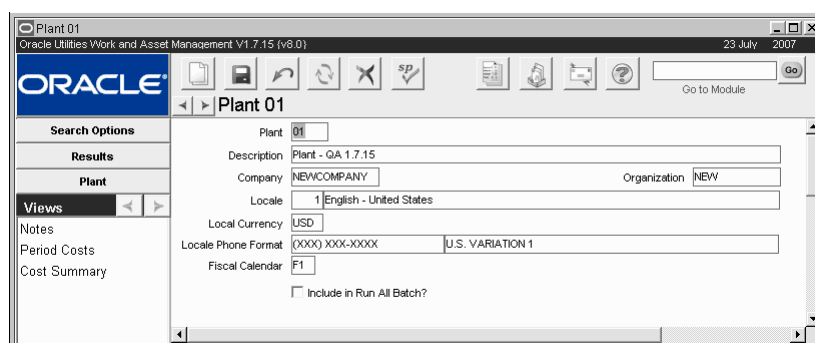
window is for review purposes only, you cannot change the information presented here. In order for an expense category to appear on the summary it must be associated to an Plant that references the Organization.

All budget amounts are supplied from and managed in the Account module. If you have the appropriate responsibilities in your user profile, the cost views also display actual amounts reported by your organization's external financial system.

Chapter 4

Plant

Use the Plant module to record and organize information regarding your organization's various work sites. This module is also used to define localization parameters.

The screenshot shows the Oracle Plant record form. The title bar indicates 'Plant 01' and 'Oracle Utilities Work and Asset Management V1 7.15 (v6.0)'. The date '23 July 2007' is in the top right. The Oracle logo is on the left. Below it, there are tabs for 'Search Options', 'Results', 'Plant', and 'Views'. The 'Plant' tab is selected. The form fields include: 'Plant' (01), 'Description' (Plant - QA 1.7.15), 'Company' (NEWCOMPANY), 'Organization' (NEW), 'Locale' (1 English - United States), 'Local Currency' (USD), 'Locale Phone Format' ((XXX) XXX-XXXX), 'Fiscal Calendar' (F1), and a checkbox for 'Include in Run All Batch?'. A 'Go to Module' button is in the top right.

Plant record

The following fields are included:

Plant - Each plant must have a unique number.

Description - The Description field contains a brief description of the plant.

Company - Select the Company the Plant is identified with from the list of values. Before a Company can be entered, a corresponding record must exist in the Company module.

Organization - Select the Organization the Plant is identified with from the list of values. Before an Organization can be entered, a corresponding record must exist in the Organization module for the Company selected.

Locale - The locale field allows you to set the plant location and local language used. These settings affect aspects of the system such as using postal codes rather than zip codes or whether the English or Metric system is used in measurements.

Local Currency and Fiscal Calendar - The Local Currency field is used to establish the default currency code to use on your procurement documents. Currency Codes are defined in the Currency Exchange Rates module of the Administration subsystem.

Together these fields are for use with Business Intelligence functionality. If your organization uses Business Intelligence, these fields must be populated as triggers for extracting data from Oracle Utilities Work and Asset Management to Business Intelligence. Please see your product representative for more information.

Locale Phone Format - The Locale Phone Format field allows you to set the appropriate formatting for phone number fields. Users enter digits into a phone number field on another

record and the system automatically formats the number according to the format set here. This formatting also applies to where phone numbers appear on reports. Most US clients will not want to adjust this field from the default.

NO FORMATTING - Select NO FORMATTING to allow free form entry of numbers in any format. Once you select NO FORMATTING as the default the field cannot be changed. This is to prevent a fatal system error if inappropriate characters are entered in a free-form phone field. For example, with this set to No Formatting you could save 999~99~99! In a phone field and would not receive an error. If you later apply another format as the default, that data will cause a hard form error because of the ~ and !

Warning: DO NOT attempt to change your phone format once data has accumulated in phone fields throughout the system. If one phone format is chosen and data is entered, then the format is changed here, the system does not re-format existing data, and critical system errors could result. Please use care and forethought in choosing a phone format.

Include in Run All Batch? - A check in the Include in Run All Batch? check box indicates that the plant will be included in Run All Batch processing. This is important when multiple plants share the same database. If a plant is excluded from Run All Batch processing, each relevant batch process must be run individually for that plant.

Plant Views

Period Costs

The Period Costs view displays Budget and Actual Cost information per Expense Category, by Period. Expenses accrue against their Accounts and at the end of each day the system processes expenses and applies them to the appropriate Account, Area, Department, and other records. Cost information is updated at the end of each day as a part of this process.

Cost Summary

The Cost Summary view summarizes Budget and Actual Costs by Expense Category for the Plant. Expenses accrue against their Accounts and at the end of each day the system processes expenses and applies them to the appropriate Account, Area, Department, and other records. The cost information is updated at the end of each day as a part of this process. This window is for review purposes only, you cannot change the information presented here.

All budget amounts are supplied from and managed in the Account module. If you have the appropriate responsibilities in your user profile, the cost views also display actual amounts reported by your organization's external financial system.

Chapter 5

Enterprise Asset

The Enterprise Asset module is identical to the Asset module in the Resource subsystem, with the addition of Plant as a searchable field. You can search for Assets across all Plants in your Company, or in a particular Plant. If you search on some criteria other than Plant, you can review the search results to see which Plants hold identical or similar assets.

Enterprise Asset Views

Same as [Asset](#)

Enterprise Asset Actions

Same as [Asset](#)

The views and fields in this module are the same as in the Asset module.

The screenshot shows the Oracle Enterprise Asset E ILB ASSET 1 record form. The window title is "Enterprise Asset E ILB ASSET 1" and the version is "Oracle Utilities Work and Asset Management V1 7.15 (v6.34)". The date is "23 July 2007". The form is divided into several sections:

- Search Options:** Plant (06), Asset ID (E ILB ASSET 1), Criticality (7), Status (Active).
- Results:** Description (Pumps in the ILB facility).
- Enterprise Asset:** Asset Type (20), Asset Class (STORM DRAIN), Asset Class Type, Log Reviewer, Parent Asset, Process (ILB PROCESS 5), Specification (ILB01), BOM ID (RVM-BM).
- Location:** Basis (Facility), Building (0030), Room (822), Location (8TH FLOOR), Position (In the Back), Breaker (5), Breaker Asset ID, Latitude, Longitude.
- W.O. Defaults:** Planner (GST), Work Request Route, Backlog Group (GE), Maint Approver (ILB3), Prod Approver (ILB3), Maint Manager (ILB5), Dept./Area (ILB1), Account No. (ILB1-Y-PROCESS-COMP-NONE-009), Taxes: State, Federal, Duty, Safety, ISO Related, Health, Environmental, Hazardous, Safety Notes.
- Asset Codes:** RIVA Asset Type.

Enterprise Asset record

Chapter 6

Enterprise Catalog

The Enterprise Catalog module is identical to the Catalog module in the Resource subsystem, with the addition of Plant information on the storeroom summary views.

While you cannot search the Enterprise Catalog module directly for stock items at a particular Plant, you can review the Storeroom Quantity Summary to see what quantities of the item are held in the various Plants identified with your enterprise. Similarly, you can review the Storeroom Reorder Summary to see usage and reordering information from the various Plants.

The views and fields in this module are the same as in the Catalog module.

Enterprise Catalog 003569743
Oracle Utilities Work and Asset Management V1.7.15 (v6.4)
23 July 2007

Enterprise Catalog 003569743

Plant 01
Stock Code 003569743 Type Inventory Status Active
Description Rubber Gloves

Class Prime Vendor Capital Spare
UOP EA UOI EA Lead Time (days) No Substitute
PI Ratio 1 Shelf Life DAYS Hazardous
Buyer
PO Commodity
State Federal Duty
Include on BOM
Lot Item
Temporary Stock
Truck Stock

Commodity Coding Information
S STEEL PAINT ALUMINUM
Category SUPPLIES Name STEEL
Type PAINT Composition Aluminum

Material Control Code
Procurement Level Shelf Life Class
Quality Class Special Requirement
Storage Code

Enterprise Catalog record

Enterprise Catalog Views

The module includes the following views:

Storeroom Quantity Summary

The Enterprise Catalog Storeroom Quantity Summary view summarizes information from each Plant and Storeroom that carries the catalog item. Because of the number of columns on this view, you may have to scroll to the right to see all of the information. All information on this view is drawn directly from the Storeroom record and is maintained by the system.

Each row in the grid in the upper section of the Storeroom Quantity Summary view displays quantity, primary bin and status information from a specific Storeroom.

The summary section in the lower section of the Storeroom Quantity Summary view displays total quantities for the catalog item across all Storerooms.

Storeroom Reorder Summary

The Enterprise Catalog Storeroom Reorder Summary view summarizes reorder information from each Plant and Storeroom that carries the catalog item. All information on this view is drawn directly from the Storeroom record and is maintained by the system.

Each row in the grid displays maximum and minimum quantities, reorder point, and year to date usage from a specific Storeroom that carries the catalog code. Each Storeroom is identified by its Plant and Storeroom ID.

Chapter 7

Asset Type Analysis

The Asset Type Analysis module provides cost summaries by Asset type for the entire Enterprise and by Plant.

Enterprise Analysis - For each Asset Type, the upper grid shows enterprise-wide average cost for the current year and the previous three years. The first row of the grid shows the dollar cost average for the various years. The second row shows a count of Assets in the Asset Type held in all Plants.

Plant Analysis - For the Asset Type identified in the upper portion, the center grid shows similar information for each Plant reporting costs for the Asset Type. Average costs for the current and previous three years appear on the first line for each Plant and the unlabeled second row contains the number of assets for the corresponding year.

Plant Costs by Category - When you select a Plant in the center grid, the bottom portion of the screen changes to show a cost category breakdown by year for the Asset Type and selected Plant.

The screenshot displays the Oracle Asset Type Analysis 03 window. The interface includes a search bar, a results grid, and a plant analysis grid. The results grid shows the following data:

Asset Type	Current Year Average	Previous Year Average	3 Years Ago Average	4 Years Ago Average
05	319.87	68,142.73	175.82	.00
	1	3	2	1

The plant analysis grid shows the following data:

Plant	Current Year Avg	Previous Year Average	3 Years Ago Average	4 Years Ago Average
01	319.87	68,142.73	175.82	.00
	1	3	2	1

The plant costs by category grid shows the following data:

Category	Current Year Average	Previous Year Average	3 Years Ago Average	4 Years Ago Average
ACCURE EXPENSE	240.36	.00	.00	.00
COST ADJUSTMENT	.00	5.96	.00	.00
DIRECT CHARGES EXP	.00	.00	.00	.00
DIRECT STOCK	.00	.00	.00	.00
INVENTORY STOCK	.00	1,365.91	.00	.00
LABOR PREMIUM BUR	.00	3.10	.00	.00
LABOR REGULAR BUR	.00	60	.00	.00
LEAVE EXPENSE	.00	66,654.05	.00	.00
PREMIUM LABOR	.00	.00	41.07	.00

Asset Type Analysis record

Index

A

Analysis
asset 1368

Asset
enterprise 1365

C

Catalog
enterprise 1366

Company 1359

Cost Summary
company 1359
organization 1361
plant 1364

E

Enterprise
asset 1365
asset analysis 1368
catalog 1366

L

Locale 1363
Localization
locale 1363

O

Organization 1361

P

Period Costs
company 1359
organization 1361
plant 1364

Plant 1363