

StorageTek Client System Component for MVS Environments

Syntax Quick Reference

Version 7.0

ORACLE

Part Number: E38052-02
November 2012

Submit comments about this document to STP_FEEDBACK_US@ORACLE.COM.

Oracle welcomes your comments and suggestions for improving this book. Contact us at STP_FEEDBACK_US@ORACLE.COM. Please include the title, part number, issue date, and revision.

Copyright © 2009, 2012, Oracle and/or its affiliates. All rights reserved.

This software and related documentation are provided under a license agreement containing restrictions on use and disclosure and are protected by intellectual property laws. Except as expressly permitted in your license agreement or allowed by law, you may not use, copy, reproduce, translate, broadcast, modify, license, transmit, distribute, exhibit, perform, publish, or display any part, in any form, or by any means. Reverse engineering, disassembly, or decompilation of this software, unless required by law for interoperability, is prohibited.

The information contained herein is subject to change without notice and is not warranted to be error-free. If you find any errors, please report them to us in writing.

If this is software or related software documentation that is delivered to the U.S. Government or anyone licensing it on behalf of the U.S. Government, the following notice is applicable:

U.S. GOVERNMENT RIGHTS Programs, software, databases, and related documentation and technical data delivered to U.S. Government customers are "commercial computer software" or "commercial technical data" pursuant to the applicable Federal Acquisition Regulation and agency-specific supplemental regulations. As such, the use, duplication, disclosure, modification, and adaptation shall be subject to the restrictions and license terms set forth in the applicable Government contract, and, to the extent applicable by the terms of the Government contract, the additional rights set forth in FAR 52.227-19, Commercial Computer Software License (December 2007). Oracle USA, Inc., 500 Oracle Parkway, Redwood City, CA 94065.

This software or hardware is developed for general use in a variety of information management applications. It is not developed or intended for use in any inherently dangerous applications, including applications which may create a risk of personal injury. If you use this software or hardware in dangerous applications, then you shall be responsible to take all appropriate fail-safe, backup, redundancy, and other measures to ensure the safe use. Oracle Corporation and its affiliates disclaim any liability for any damages caused by use of this software or hardware in dangerous applications.

Oracle is a registered trademark of Oracle Corporation and/or its affiliates. Oracle and Java are registered trademarks of Oracle and/or its affiliates. Other names may be trademarks of their respective owners.

AMD, Opteron, the AMD logo, and the AMD Opteron logo are trademarks or registered trademarks of Advanced Micro Devices. Intel and Intel Xeon are trademarks or registered trademarks of Intel Corporation. All SPARC trademarks are used under license and are trademarks or registered trademarks of SPARC International, Inc. UNIX is a registered trademark licensed through X/Open Company, Ltd.

This software or hardware and documentation may provide access to or information on content, products, and services from third parties. Oracle Corporation and its affiliates are not responsible for and expressly disclaim all warranties of any kind with respect to third-party content, products, and services. Oracle Corporation and its affiliates will not be responsible for any loss, costs, or damages incurred due to your access to or use of third-party content, products, or services.

Contents

- 1. Operator Command Syntax 13**
 - ALTer 13
 - Display 13
 - LlSt 14
 - LOad 14
 - LOG 14
 - MODify 15
 - RESYNCh 15
 - Trace 15

- 2. Startup Parameter Syntax 17**
 - Common Startup Parameters 17
 - COMPRfx 17
 - ENQname 17
 - LIBDev 17
 - LIBUnit 18
 - LOG 18
 - MSGcase 18
 - SCRLab1 18
 - SERVer 19
 - TRACDest 19
 - TRACE 19
 - UNITMAP 19
 - USERdata 19
 - Communication Startup Parameters 20

ALOCtime 20
COMM 20
INTERNET 20
PORT 20
REQTime 20
RETCOUNT 21
RETime 21
SYMDESTN 21
TCPName 21
VAPLnam 21

3. Control Statement Syntax 23

OPTion TITLE 23

4. Utility Syntax 25

Configuration Verification (CONFigv) 25

Event Log (LOGRpt) 25

Scratch Update (SCRAtch and UNSCratch) 26

Preface

This summary contains frequently used syntax information associated with Oracle's StorageTek Client System Component for MVS Environments (MVS/CSC) software. It is intended for storage administrators, system programmers and operators responsible for configuring and maintaining MVS/CSC.

Use this summary as a memory aid. We assume that you are an experienced user who has worked with these products at the operator level. With this in mind, explanatory text has been kept to a minimum.

This summary supplements existing MVS/CSC documentation. For more detailed information about a topic, refer to the following publications:

- *MVS/CSC Configuration Guide*
- *MVS/CSC Operator's Guide*
- *MVS/CSC System Programmer's Guide*

Access to Oracle Support

Oracle customers have access to electronic support through My Oracle Support:

<http://www.oracle.com/support/contact.html>

<http://www.oracle.com/accessibility/support.html> (for hearing impaired)

Related Documentation

Oracle's StorageTek Client System Component for MVS Environments (MVS/CSC)

- *MVS/CSC Configuration Guide*
- *MVS/CSC Messages and Codes Guide*
- *MVS/CSC Operator's Guide*
- *MVS/CSC System Programmer's Guide*

Oracle's StorageTek Enterprise Library Software (ELS)

- *Introducing ELS*
- *Installing ELS*
- *ELS Command, Control Statement, and Utility Reference*
- *ELS Syntax Quick Reference*
- *ELS Messages and Codes*
- *ELS Programming Reference*
- *ELS Legacy Interfaces Reference*
- *Configuring HSC and VTCS*
- *Managing HSC and VTCS*
- *Configuring and Managing SMC*
- *ELS Disaster Recovery and Offsite Data Management Guide*

Oracle's StorageTek Automated Cartridge System Library Software (ACSL) Publications for the UNIX-Based LCS

- *ACSL Installation, Configuration and Administration Guide*
- *ACSL Messages*
- *ACSL Reference*

Conventions for Reader Usability

Typographic

Some JCL examples in this guide include *italic* type. Italic type is used to indicate a variable. You must substitute an actual value for these variables.

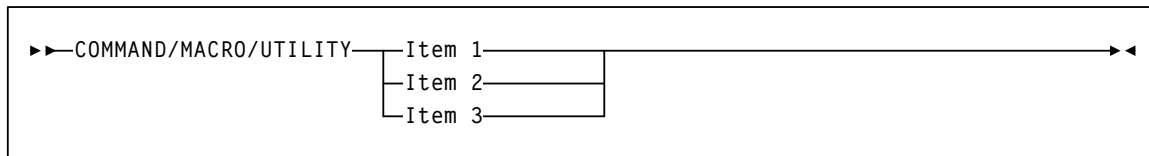
The use of mixed upper and lower case characters for commands, control statements, and parameters indicates that lower case letters may be omitted to form abbreviations. For example, you may simply enter POL when executing the POLicy command.

Syntax Flow Diagrams

Syntax flow diagramming conventions include the following:


Flow Lines

Syntax diagrams consist of a horizontal base line, horizontal and vertical branch lines, and the text for a command, control statement, macro, or utility. Diagrams are read left to right, and top to bottom. Arrows indicate flow and direction.




Single Required Choice

Branch lines (without repeat arrows) indicate that a single choice must be made. If one of the items to choose from is positioned on the baseline of the diagram, one item must be selected.




Single Optional Choice

If the first item is positioned on the line below the baseline, one item may be optionally selected.

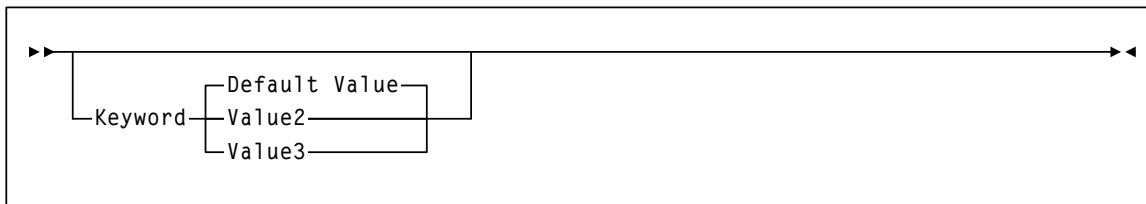


Defaults

Default values and parameters appear above the baseline.




Some keyword parameters provide a choice of values in a stack. When the stack contains a default value, the keyword and the value choices are placed below the baseline to indicate that they are optional, and the default value appears above the keyword line.



Repeat Symbol

A repeat symbol indicates that more than one choice can be made or that a single choice can be made more than once. The following example indicates that a comma is required as the repeat delimiter.



Keywords

All command keywords are shown in all upper case or in mixed case. When commands are not case sensitive, mixed case implies that the lowercase letters may be omitted to form an abbreviation.

Variables

Italic type is used to indicate a variable.

Alternatives

A bar (|) is used to separate alternative parameter values.

Optional

Brackets [] are used to indicate that a command parameter is optional.

Delimiters

If a comma (,), a semicolon (;), or other delimiter is shown with an element of the syntax diagram, it must be entered as part of the statement.

Ranges

An inclusive range is indicated by a pair of elements of the same length and data type, joined by a dash. The first element must be strictly less than the second element.

A hexadecimal range consists of a pair of hexadecimal numbers (for example, 0A2-0AD, or 000-0FC).

A decimal range consists of a pair of decimal numbers (i.e., 1-9, or 010-094). Leading zeros are not required. The decimal portion is referred to as an incremental range. The character positions of the incremental portion of both range elements must match, and the non incremental characters of the first element must be identical to those of the second element.

A numeric VOLSER range (*vol-range*) consists of a pair of VOLSER elements containing a decimal numeric portion of 1 to 6 digits (for example, ABC012-ABC025, or X123CB-X277CB). The decimal portion is referred to as an incremental range. The following additional restrictions apply:

- The character positions of the incremental portion of both range elements must match.
- The non incremental characters of the first element must be identical to those of the second element.
- You cannot increment two portions of a range element. If 111AAA is the first element, you cannot specify 112AAB for the second element.

- If a VOLSER range contains more than one decimal portion, any portion is valid as the incremental range. For example:

<u>A00B00</u>	the largest range that can be specified is A00B00 through A99B99.
<u>A0B0CC</u>	the largest range that can be specified is A0B0CC through A9B9CC.
<u>000XXX</u>	the largest range that can be specified is 000XXX through 999XXX.

An alphabetic VOLSER range (*vol-range*) consists of a pair of VOLSER elements containing an incremental portion of 1 to 6 characters (for example, 000AAA-000ZZZ, or 9AAA55-9ZZZ55). This portion is referred to as an incremental range. The following additional restrictions apply:

- The character positions of the incremental portion of both range elements must match.
- The non incremental characters of the first element must be identical to those of the second element.
- You cannot increment two portions of a range element. If 111AAA is the first element, you cannot specify 112AAB for the second element.
- The alphabetic portion of the VOLSER range is defined as being from character A to Z. To increment multi-character sequences, each character increments to Z. For instance, ACZ is part of the AAA-AMM range. Examples are:

<u>A00A0</u> - <u>A99A0</u>	increments VOLSERs A00A0 through A09A0, then A10A0 through A99A0.
9 <u>AA9A</u> -9 <u>ZZ9A</u>	increments VOLSERs 9AA9A through 9AZ9A, then 9BA9A through 9ZZ9A.
111 <u>AAA</u> -111 <u>ZZZ</u>	increments VOLSERs 111AAA through 111AAZ, then 111ABA through 111ZZZ
999 <u>AM8</u> -999 <u>CM8</u>	increments VOLSERs 999AM8 through 999AZ8, then 999BA8 through 999CM8
A3 <u>BZZ9</u> -A3 <u>CDE9</u>	increments VOLSERs A3BZZ9 through A3CAA9, then A3CAB9 through A3CDE9
<u>AAAAAA</u> - <u>AAACCC</u>	increments VOLSERs AAAAAA through AAAAAZ, then AAAABA through AAACCC
<u>CCNNN</u> - <u>DDNNN</u>	increments VOLSERs CCNNN through CCCNNZ, then CCCNOA through DDDNNN *

* **Caution:** This is a very large range.

The number of volumes in an alphabetic VOLSER range depends on the number of elements in the incrementing portion of the VOLSER range. For an A to Z range in each character position, the number of volumes can be calculated by 26 to the power of the number of positions that are being incremented.

A-Z	26^1	26
AA-ZZ	26^2	676
AAA-ZZZ	26^3	17,576
AAAA-ZZZZ	26^4	456,976
AAAAA-ZZZZZ	26^5	11,881,376
AAAAAA-ZZZZZZ	26^6	308,915,776

Lists

A list consists of one or more elements. If more than one element is specified, the elements must be separated by a comma or a blank space, and the entire list must be enclosed in parentheses.

Blanks

Keyword parameters and values may be separated by any number of blanks.

Control Statements

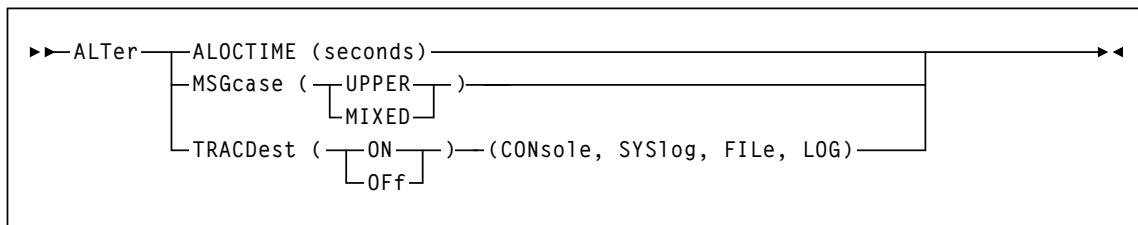
The standard syntax conventions for control statements are as follows:

- The only valid control statement information area is from column 1 to column 72. Columns 73-80 are ignored.
- Parameters may be separated by one or more blanks or a comma.
- A value is associated with a parameter by an equal (=) sign or by enclosing the value in parentheses, and concatenating it immediately after the parameter.
- Case (upper or lower) is ignored in actual control statements.
- Continuations are supported by including a plus (+) sign at the end of the line to be continued. A control statement is terminated if the statement is not continued.
- /* and */ can be used to enclose comments in the job stream. HSC PARMLIB members and definition data sets must specify comments in this format.
 - A comment is not required as the first control statement of any PARMLIB member.
 - Comments can be continued over multiple lines, but cannot be nested.
 - The maximum length for any control statement is 1024 characters.

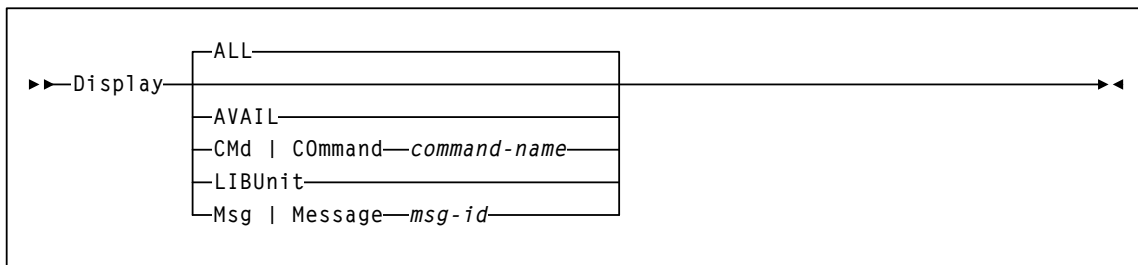
Operator Command Syntax

This chapter contains syntax for MVS/CSC operator commands. Refer to the *MVS/CSC Operator's Guide* for more information about these commands.


ALTer




Display




List



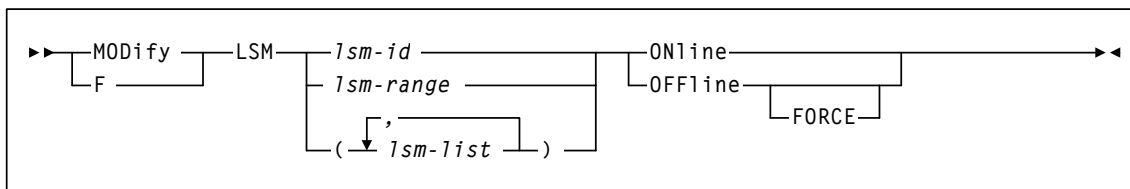
LOad




LOG



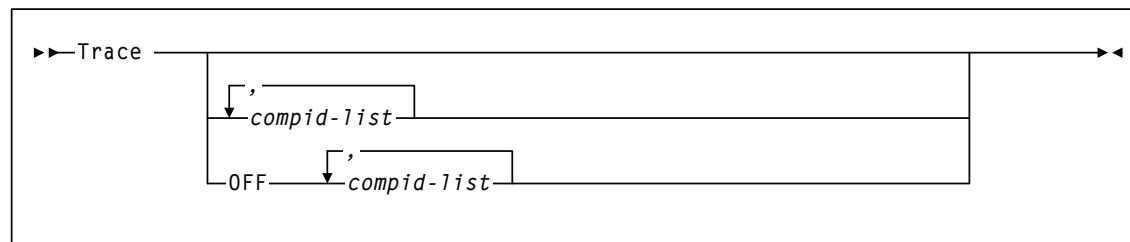
MODify



RESYNCh



Trace

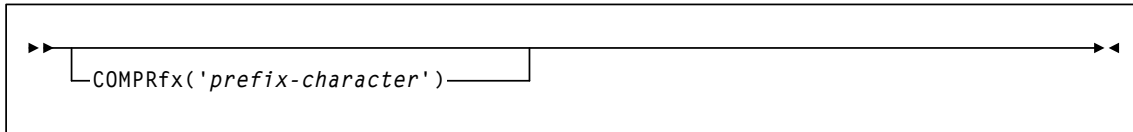


Startup Parameter Syntax


This chapter contains MVS/CSC startup parameter syntax. Refer to the *MVS/CSC Configuration Guide* for more information about these startup parameters.

Common Startup Parameters


COMPRfx




ENQname




LIBDev




LIBUnit




LOG




MSGcase




SCRLab1




SERVer



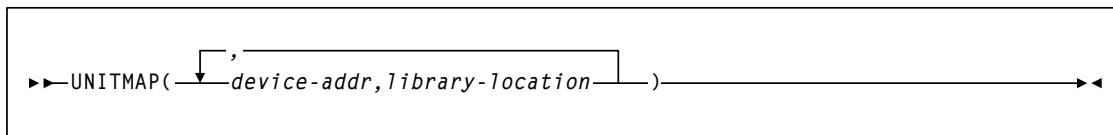
TRACDest




TRACE



UNITMAP




USERdata




Communication Startup Parameters

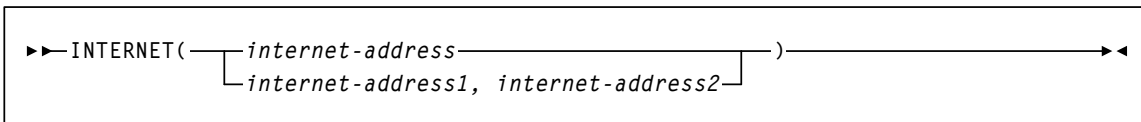
ALOCtime



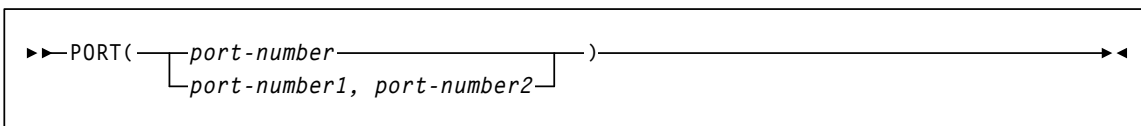
COMM




INTERNET




PORT




REQtime




RETCOUNT




RETTIME




SYMDESTN



TCPNAME



VAPLNAME



Control Statement Syntax

This section contains MVS/CSC control statement syntax. Refer to the *MVS/CSC Configuration Guide* for more information about these control statements.


OPTion TITLE

▶▶OPTion—TITLE(*identifying-string*)————▶▶

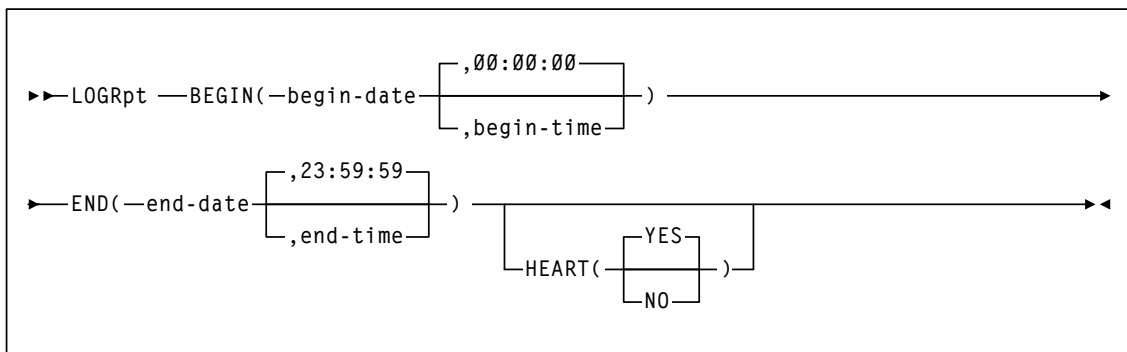
Utility Syntax

This chapter contains MVS/CSC utility syntax. Refer to the *MVS/CSC Configuration Guide* for more information about these utilities.

Configuration Verification (CONFigv)



Event Log (LOGRpt)



Scratch Update (SCRAtch and UNSCratch)

