

Oracle FLEXCUBE Direct Banking
Release 12.0.0
Dashboard Widgets – Inquiries
User Manual



Part No. E52305-01

Table of Contents

1. Transaction Host Integration Matrix	3
2. Introduction - Dashboard Widgets	4
3. Total Position	6
4. My Accounts	10
5. Mini Statement.....	12
6. Account Summary	14
7. Account Balance	17
8. Currency Wise Position.....	20
9. Spending Analysis	22
10. Offers.....	23

1. Transaction Host Integration Matrix

Legends

NH	No Host Interface Required.
★	Host Interface to be developed separately.
✓	Pre integrated Host interface available.
✗	Pre integrated Host interface not available.

Transaction Name	FLEXCUBE UBS	Third Party Host System
Total Position	✓	NH
My Accounts	✓	★
Mini Statement	✓	★
Account Balance	✓	★

2. Introduction - Dashboard Widgets

Widgets are smaller windows which show data in an optimized form.

In a contemporary UI version of FLEXCUBE Direct Banking application, dashboard will have small widgets. These widgets will show minimal data related to main transactions. These widgets will also enable you to initiate transactions with minimal details.

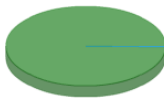
Below **Dashboard** screen shows all the widgets displayed in it, followed by the explanation of each widget.

Dashboard
Blue

Total Position

5,297,316.19 USD

8,938.94 USD



Note:-Balances are consolidated in local currency.
Last Updated On 02:28 AM

Account Balance

0000005910-333-333000028

Current Balance
5,000.00 INR

Available Balance
5,000.00 INR

Uncleared Funds
0.00 INR

Amount on Hold
0.00 INR

Overdraft Limit
0.00 INR

Minimum Balance
100.00 INR

Last Updated On 02:28 AM

My Approval List

No records found
Last Updated on 02:28 AM

My Transactions

Setup Account .. 10-08-2010

Setup Account .. 10-08-2010

Last Updated On 02:28 AM

Recent Transactions

Create Group L.. 10-08-2010

Setup Account .. 10-08-2010

Setup Account .. 10-08-2010

Preferences.. 10-08-2010

Pay Bill.. 10-08-2010

89.00 GBP

Last Updated on 02:28 AM

Loan Rate Inquiry

Preshipment Finance -BC

Financial Lease (L002)

Currency Converter


1 Indian Rupee (INR) to U.S. Dollar (USD)

Convert

Terms of Use

Google Gadgets powered by Google

**Information displayed above is external to the bank's site.



My Accounts

Current and Savings

Account Description	Current Balance
333000028-ACC LTD	
33300002809-333	2,108.95 GBP
0000005910-333	5,000.00 INR
33300002804-333	2,573,205.67 INR
33300002812-333	46,699.61 INR
33300002813-333	-3,118,743.99 INR
33300002814-333	1,128.09 INR
33300002807-333	549,808 JPY
33300002811-333	1,231.02 USD
33300002815-333	52,697.86 USD
33300002817-333	4,999,493.91 INR

Mini Statement

0000005910-333-333000028

Date	Description	Amount
03-12-2007	--	5,000.00 INR C

Note:- C:Credit,D:Debit
Last Updated On 02:28 AM

RSS Feeds

[Weather Current Weather Conditions Across The 48 Contiguous](#)
46 minutes ago
Heat reaches zenith today. For more details...

[Current Weather Conditions Across The 48 Contiguous United St](#)
[Your National Forecast Summary](#)
[Video: Your 3-Day National Weather Forecast](#)

Financial Calendar

today August 2010

Sun	Mon	Tue	Wed	Thu	Fri	Sat
1	2	3	4	5	6	7
8	9	10	11	12	13	14
15	16	17	18	19	20	21
22	23	24	25	26	27	28
29	30	31	1	2	3	4
5	6	7	8	9	10	11

Inward Remittance Inquiry

0000005910-333-333000028

No records found, to search again please amend your inputs
Last Updated On 02:28 AM

Logged In Users

- Mr. abhi shu ABHICORP30
- Mr. C USER CUSER12
- Mr. CUSER4 CASH MGMT CUSER4
- Mr. JILL LEE JILL12
- Mr. John Smith

Last Updated On 02:28 AM

Mails

Inbox 1

Compose

Last Updated on 02:28 AM

Funds Transfer

From* Select

To* Select

Amount*

Narrative

Initiate

Make an Internal Transfer.

Pay Bill

Select a Biller Select a Biller

Select Account Select Account

Bill Number

Bill Number

Bill Date dd-mm-yyyy (dd-mm-yyyy)

Payment Amount

Payment Amount

Initiate

Click [here](#) to Add New Biller

Last 10 Used Cheques

No Records Found.

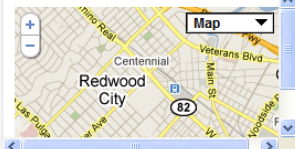
Session Summary

- 10-08-2010 02:28:00
- 10-08-2010 01:51:27
- 10-08-2010 01:47:56
- 09-08-2010 23:30:01
- 09-08-2010 23:11:29

Blackout - Next 7 Days

Last Updated on 02:28 AM

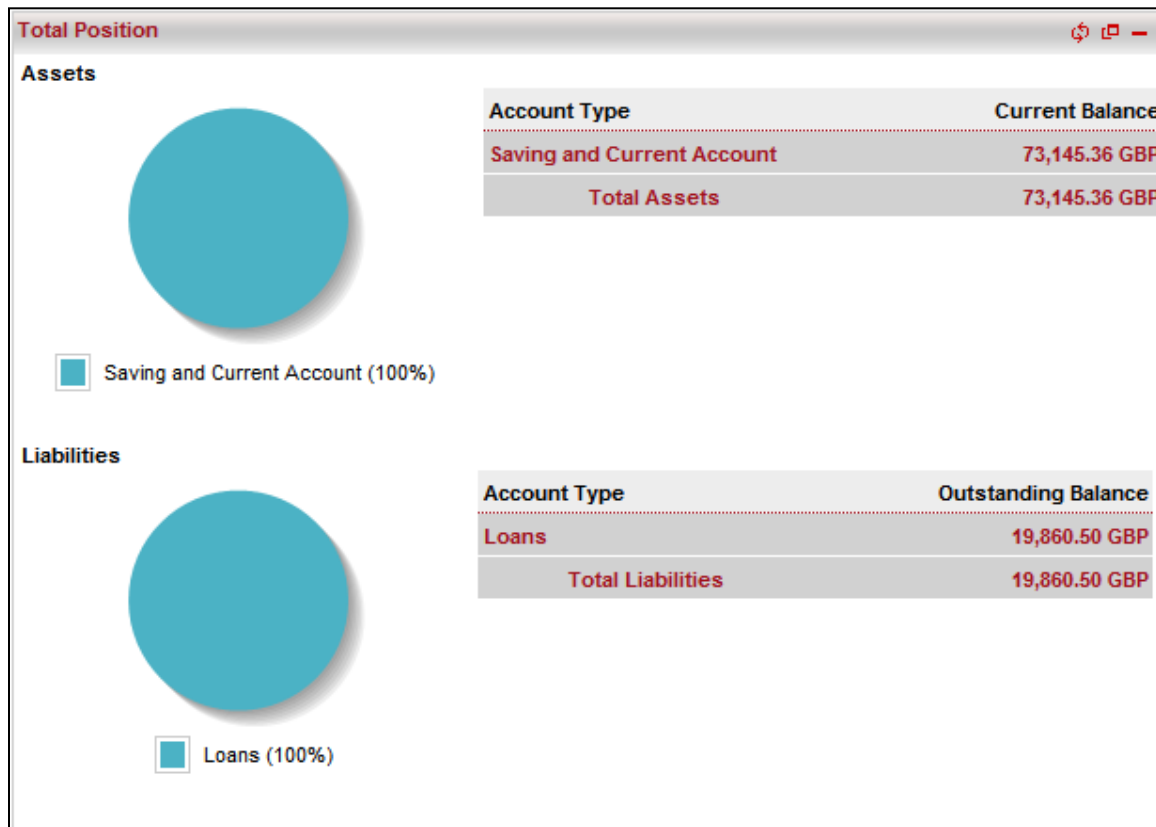
Branch Locator



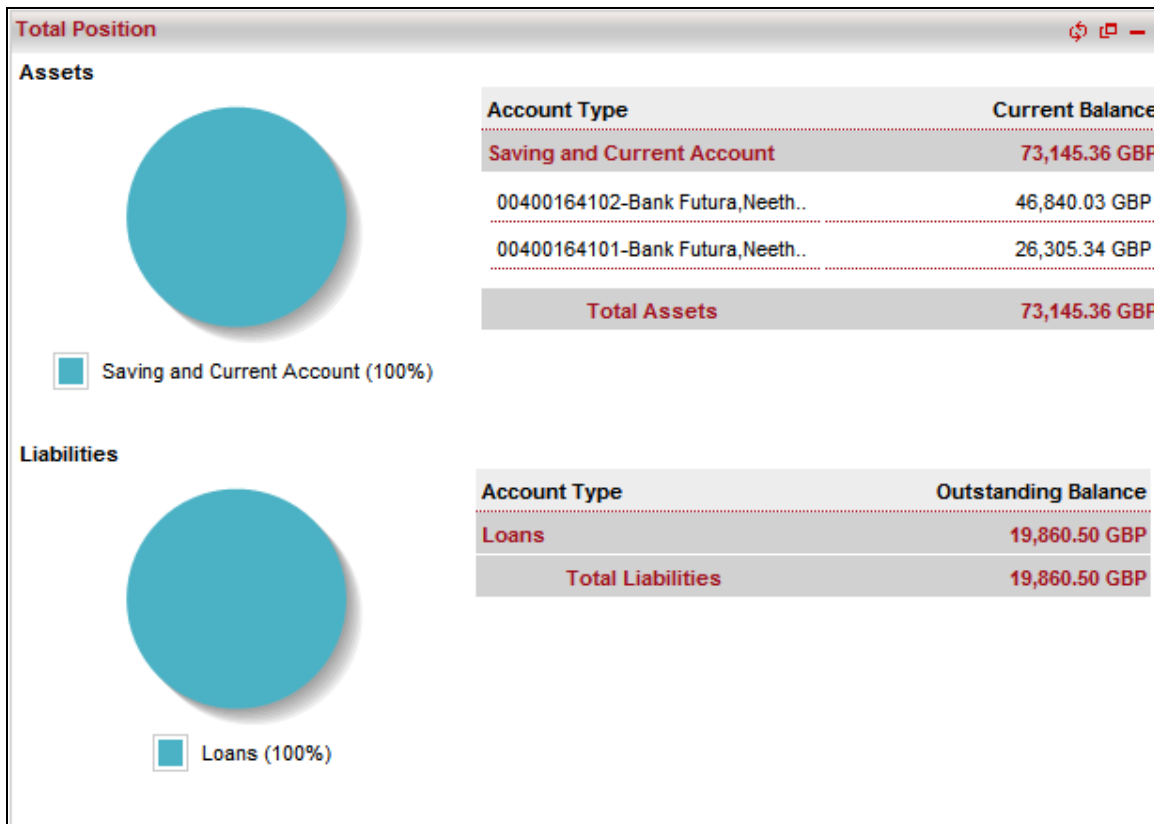
3. Total Position

The total position widget displays separate graphs for assets and liabilities. These will be classified by account type. A legend will be displayed below the graphs with account balances in the base currency for every account type. Total of assets and liabilities will also be displayed . All the accounts will be grouped by customer Id in a particular account type.

Widget – Total Position



1. Click the any account type to see it's details. Below is shown when Saving and Current Account is clicked.



2. Click the , icons to refresh and minimize the widget respectively.
3. Click the icon. The system displays **Consolidated View** screen.

Consolidated View

Consolidated View 25-04-2012 20:41:58 GMT +0530

Customer* 004001641 - CL_OLL_1

View

4. Select the customer id for which details are to be viewed from the displayed customer ids.
5. Click the **View** button. The system displays details in the same **Consolidated View** screen.

Consolidated View

Consolidated View

25-04-2012 20:42:53 GMT +053

Customer*

C04001641 - CL_OLL_1

PDF Format

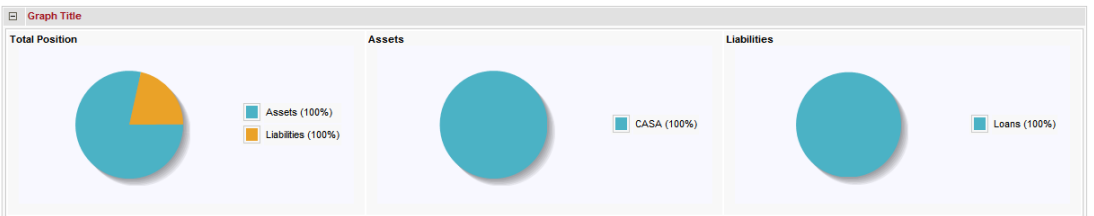


View

Assets	Amount(GBP)	% of Assets
Assets(Liquid)		
Current and Savings Account	73,145.36	100%
Contract Term Deposits	0.00	0%
Term Deposits	0.00	0%
Assets(Financial Instruments)		
Fixed Income Securities	0.00	0%
Shares	0.00	0%
Options(Long Positions)	0.00	0%
Total Assets	73,145.36	100%

Liabilities	Amount(GBP)	% of Liabilities
Current and Savings Account (Debit Balance)	0.00	0%
Loans	19,860.50	100%
Options(Short Positions)	0.00	0%
Total Liabilities	19,860.50	100%

Positions	Amount(GBP)
Net Position	53,284.86



Trade Finance	Amount(GBP)
Import L/C	0.00
Export L/C	0.00
Import Bills	0.00
Export Bills	0.00
Outward Guarantee	0.00
Total	0.00

4. My Accounts

This widget displays account summary in minimal form.

Widget – My Accounts



The screenshot shows a window titled "My Accounts" with a list of account types on the left and a table of sanctioned loan amounts on the right. The account types are: Current and Savings, Islamic Current and Savings, Term Deposits, Islamic Term Deposits, Contract Term Deposits, and Loans. The Loans section is expanded, showing a table with two columns: Account Description and Sanctioned Loan Amount. The table contains three rows of data.

Account Description	Sanctioned Loan Amount
QT1001944-AL FUTHAIM LOGISTICS	
QT1LCL1110310017-QT1	5,000.00 GBP
QT1LCL1110600004-QT1	15,000.00 USD

1. Click the Current and Savings, Term Deposits, Contract Term deposits, Islamic Term Deposits, Islamic Current and savings, Islamic Finance or Loans. The system displays account summary for the respective account type.

Field Description

Field Name	Description
Account Description	[Display] This field displays the account description.
Sanctioned Loan Amount	[Display] This field displays the sanctioned loan amount for the respective account. Above widget is displaying details for Loans account type. <u>Note: This field is displayed only for the Loans account type.</u>
Current Balance	[Display] This field displays the current balance of the respective account. <u>Note: This field is displayed for the Current and Savings, Term Deposits, Contract Term Deposits, Islamic current and savings, Islamic Contract term Deposits account types.</u>
Amount Financed	[Display] This field displays the Amount Financed for the respective account. <u>Note: This field is displayed only for the Islamic Finance account type.</u>

2. Click the ,  icons to refresh and minimize the widget respectively.

5. Mini Statement

This widget displays account activity in a minimalistic form by displaying last 'n' transactions.


Widget – Mini Statement

Mini Statement				
0000001234567-000-000000361				▶
Date	Description	Debited / Credited		Amount
01-11-2012	DGHRHD	C		2,580.00 GBP
23-04-2012	REDEMPTION	C		50,147.54 GBP
Note:- C:Credit,D:Debit				Last Updated On 23:19 PM

1. Select the account number from the drop down list for which mini statement is to be displayed.
2. Click the ▶ button. The system displays mini statement for the selected account.

Field Description

Field Name	Description
Date	[Display] This field displays the transaction value date.
Description	[Display] This field displays the transactions description.
Amount	[Display] This field displays the transaction amount in local currency.

3. Click the  icon to minimize the widget.

6. Account Summary

This widget displays account summary details by displaying account numbers and the current balances of the available accounts to the user.

Widget – Account Summary

Account Summary			
Account Description	Current Balance	Equivalent Balance	
0000001234567-000	0.00 GBP	0.00 GBP	Mini Statement
0021234123412-002	-59,829.36 GBP	-59,829.36 GBP	Mini Statement
000000361 0021234123412 Bank Futura,4th Street Branch,Londo-Mini Statement			
Date	Description	Debited / Credited	Amount
03-10-2012	DEBIT INTEREST	D	224.40 GBP
03-09-2012	Ghhj	D	55,555.00 GBP
03-09-2012	Credit card due	D	8,000.00 GBP
03-09-2012	MISCELLANEOUS	D	5,000.00 GBP
03-09-2012	DEBIT INTEREST	D	14.96 GBP
Note:- C:Credit,D:Debit			Last Updated On 22:09 PM



1. Select the account number from the list for which account details are to be displayed. The system displays Account Details screen for selected account.
2. Click the Mini Statement button. The system displays mini statement for the selected account.

Field Description

Field Name	Description
Link on Account Number	[Display] This field displays the account details of the selected the account.
Current Balance	[Display] This field displays current Balance of Account in account Currency
Equivalent Balance	This field displays current balance of the account in selected currency
Mini Statement	[Display] This field displays the mini statement (Last n transactions) from the account activity of the selected the account.
Mini Statement Details	
Date	[Display] This field displays the transaction value date.
Description	[Display] This field displays the transactions description.
Debited/Credited	[Display] This field displays the debited or credited transaction details.
Amount	[Display] This field displays the transaction amount in local currency.
Fixed Deposits Details	
Maturity Date	[Display] This field displays the maturity date of the term deposit.
Loans	
Next Due Date	[Display] This field displays the next due date of the loan installment.
Sanctioned Loan Amount	[Display] This field displays the sanctioned loan amount for user.
Credit Card Details	
Payment Due Date	[Display] This field displays the due date of the credit card payment.
Investment Details	

Field Name	Description
Allocation	[Display] This field displays investment category of the investment product..

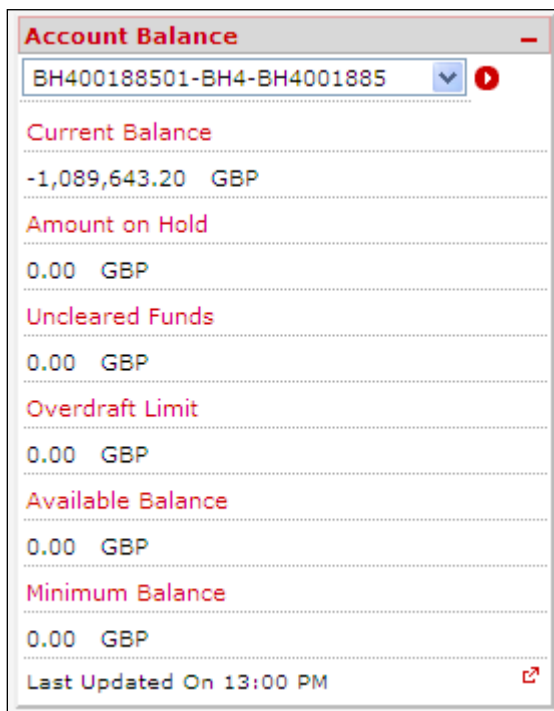
Note: This field will be enabled only if wealth Management customer id is mapped to the user.

3. Click the ,  icons to refresh and minimize the widget respectively.

7. Account Balance

This widget displays account details in a minimalistic form by displaying important balances of the current and savings accounts.


Widget – Account Balance



The screenshot shows a widget titled "Account Balance" with a dropdown menu displaying the account number "BH400188501-BH4-BH4001885". The widget lists several account balances in GBP:



Account Detail	Value	Unit
Current Balance	-1,089,643.20	GBP
Amount on Hold	0.00	GBP
Uncleared Funds	0.00	GBP
Overdraft Limit	0.00	GBP
Available Balance	0.00	GBP
Minimum Balance	0.00	GBP

The widget also indicates it was last updated on 13:00 PM.

1. Select the account number from the drop down list for which account details are to be displayed.
2. Click the  button. The system displays mini statement for the selected account.

Field Description

Field Name	Description
Current Balance	[Display] This field displays the current balance of the selected the account.
Available Balance	[Display] This field displays the available balance of the selected the account.
Uncleared Funds	[Display] This field displays the funds expected to get credited to account due to clearing instruments.
Amount on Hold	[Display] This field displays the amount on hold.
Overdraft Limit	[Display] This field displays the overdraft limit.
Minimum Balance	[Display] This field displays the minimum balance that has to be kept in the account.

3. Click the  icon to minimize the widget.
4. Click the  icon. The system displays detailed **Account Details** screen.

Account Details

Account Details		15-04-2011 13:00:00 GMT +0530
Select Account: <input type="text" value="BH4001885 BH400188501 Branch Hierarchy 4"/>		Submit
Account Details		
Name:	Opening Date: 31-12-2007	
Account Number: BH400188501	Account Type: Current and Savings	
Account Relationship: Single	Account Status: Account Enabled	
Branch: Branch Hierarchy 4 [BH4]	Product Name: CURRENT ACCOUNT - CORPORATES-QT	
Account Currency: GBP		
Facilities		
Cheque Book: Yes	Overdraft Allowed: Yes	
Balances		
Current Balance: -1,089,643.20		
Amount on Hold: 0.00		
Uncleared Funds: 0.00		
Overdraft Limit: 0.00		
Balance Available: 0.00		
Minimum Balance Required: 0.00		
Net Available Balance For 0.00		
Withdrawal:		
Others		
ATM Daily Withdrawal Limit: 0.00		
Eligible Advance Against 0.00		
Uncleared Funds Limit:		
		Account Activity

8. Currency Wise Position



This widget displays the currency wise position of the customer. Total of the assets and liabilities held by the user in every currency will be displayed in this widget.

Widget – Currency Wise Position

Currency Wise Position   		
Currency	Assets	Liabilities
GBP	73,145.36	4,000.00
Total Assets:	73,145.36 GBP	
Total Liabilities:	4,000.00 GBP	

Field Description

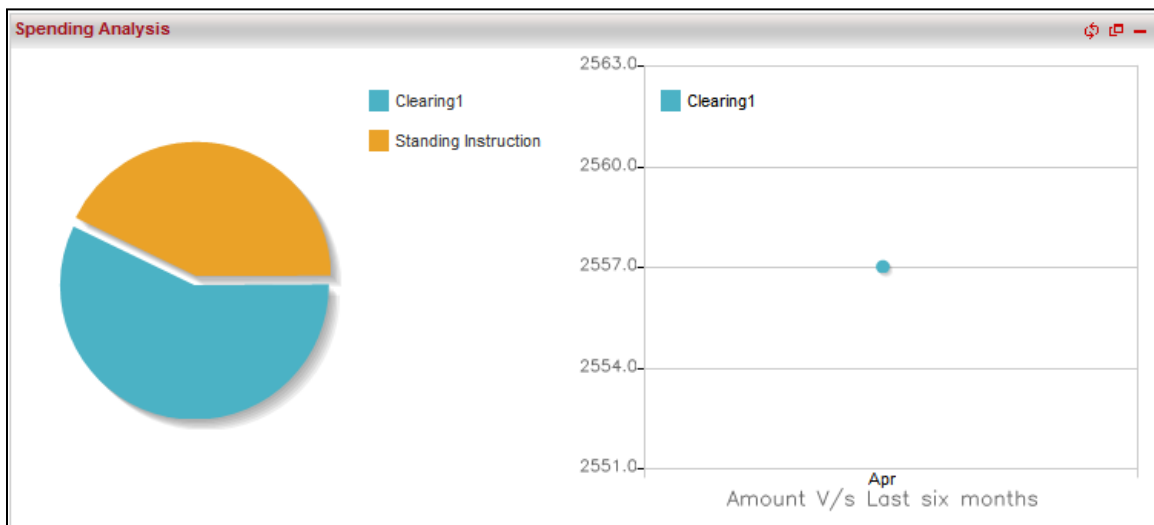
Field Name	Description
Currency	[Display] This field displays the currency.
Assets	[Display] This field displays the asset amount for the corresponding currency.
Liabilities	[Display] This field displays the liability amount for the corresponding currency.
Total Assets	[Display] This field displays Total of all the assets in the base currency.
Total Liabilities	[Display] This field displays the Total of all the liabilities in the base currency.



5. Click the  icon to minimize the widget.
6. Click the  icon. The system displays detailed **Account Overview** screen.

9. Spending Analysis

This widget displays spending analysis and its graphical representation. User can view and analyze their spending patterns.

Widget – Spending Analysis



1. Click the  icon to minimize the widget.
2. Click the  icon. The system displays detailed **Spending Analysis** screen.

10. Offers

You can view personalized offers on dashboard screen. Select any offers to view offer details.

[Offers- Dashboard](#)

ORACLE

Change Password | Own Account Transfer | Session Summary | Stemap | Logout

Transaction Activities | Accounts | My Deposits | My Loans | My Payments | Bill Payments | Collection and Remittances | Islamic Finance | Wealth Management | My Cards | My Service

WELCOME, RETAIL USER

Spending Analysis

Last Six Months Amount (in GBP)

Clearing1

Jewellery

Health and Fitness

Other Expenses2

Apr,12

Account Summary

Scheduled Transactions

Mini Statement

Currency Wise Position

Inward Remittance Inquiry

Funds Transfer

Exchange Rates

Account Balance

Recent Transactions

Reminders

Register New Reminder

Reminder Schedule

My Transactions

Loan Rates

Pay Bill

Notifications

Alerts

Messages

Request Status

Quick Task

Pay Bills Now

Download Statement Now

Request for a Cheque Book

Transfer Funds Now

View Credit Card Statement

Tools

Select

Last 10 Used Cheques

011111111154

Last Updated on 23:00 PM

Blackout - Next 7 Days

Session Summary

RSS Feeds

itthewatchshop 92% OFF Rs.1000

Credit Card Get 4% cash back* on movies, telephone bills, & utility bills

Whicher the car, our Auto Loan is the answer!

RS 400 CASH BACK



Oracle FLEXCUBE Direct Banking
Dashboard Widgets – Inquiries User Manual
May 2012
Version Number: 12.0.0

Oracle Corporation
World Headquarters
500 Oracle Parkway
Redwood Shores, CA 94065
U.S.A.

Worldwide Inquiries:
Phone: +1.650.506.7000
Fax: +1.650.506.7200
oracle.com

Copyright © 2012

Oracle and/or its affiliates. All rights reserved.

This document is provided for information purposes only and the contents hereof are subject to change without notice. This document is not warranted to be error-free, nor subject to any other warranties or conditions, whether expressed orally or implied in law, including implied warranties and conditions of merchantability or fitness for a particular purpose. We specifically disclaim any liability with respect to this document and no contractual obligations are formed either directly or indirectly by this document. This document may not be reproduced or transmitted in any form or by any means, electronic or mechanical, for any purpose, without our prior written permission. Oracle is a registered trademark of Oracle Corporation and/or its affiliates. Other names may be trademarks of their respective owners.

Hardware and Software

Engineered to Work Together