

Oracle FLEXCUBE Direct Banking

Mobile App XML Structure
Release 12.0.3.0.0

Part No. E52543-01

April 2014

Mobile App XML Structure

April 2014

Oracle Financial Services Software Limited

Oracle Park

Off Western Express Highway

Goregaon (East)

Mumbai, Maharashtra 400 063

India

Worldwide Inquiries:

Phone: +91 22 6718 3000

Fax: +91 22 6718 3001

www.oracle.com/financialservices/

Copyright © 2008, 2014, Oracle and/or its affiliates. All rights reserved.

Oracle and Java are registered trademarks of Oracle and/or its affiliates. Other names may be trademarks of their respective owners.

U.S. GOVERNMENT END USERS: Oracle programs, including any operating system, integrated software, any programs installed on the hardware, and/or documentation, delivered to U.S. Government end users are “commercial computer software” pursuant to the applicable Federal Acquisition Regulation and agency-specific supplemental regulations. As such, use, duplication, disclosure, modification, and adaptation of the programs, including any operating system, integrated software, any programs installed on the hardware, and/or documentation, shall be subject to license terms and license restrictions applicable to the programs. No other rights are granted to the U.S. Government.

This software or hardware is developed for general use in a variety of information management applications. It is not developed or intended for use in any inherently dangerous applications, including applications that may create a risk of personal injury. If you use this software or hardware in dangerous applications, then you shall be responsible to take all appropriate failsafe, backup, redundancy, and other measures to ensure its safe use. Oracle Corporation and its affiliates disclaim any liability for any damages caused by use of this software or hardware in dangerous applications.

This software and related documentation are provided under a license agreement containing restrictions on use and disclosure and are protected by intellectual property laws. Except as expressly permitted in your license agreement or allowed by law, you may not use, copy, reproduce, translate, broadcast, modify, license, transmit, distribute, exhibit, perform, publish or display any part, in any form, or by any means. Reverse engineering, disassembly, or decompilation of this software, unless required by law for interoperability, is prohibited.

The information contained herein is subject to change without notice and is not warranted to be error-free. If you find any errors, please report them to us in writing.

This software or hardware and documentation may provide access to or information on content, products and services from third parties. Oracle Corporation and its affiliates are not responsible for and expressly disclaim all warranties of any kind with respect to third-party content, products, and services. Oracle Corporation and its affiliates will not be responsible for any loss, costs, or damages incurred due to your access to or use of third-party content, products, or services.

Contents

Preface..... 1

Introduction..... 2

XML API Structure 3

Intended Audience

Any interested party working on the delivery of Oracle FLEXCUBE Direct Banking may read this document. The following profile of users would find this document useful:

- Application Architects
- End to End Designers
- Business Service Detailed Designers and Developers
- Implementation Partners

Specifically, however, this document is targeted at Implementation Partners, Customization Development Teams or Vendors providing customization, configuration and implementation services around the Oracle FLEXCUBE Direct Banking product.

Documentation Accessibility

For information about Oracle's commitment to accessibility, visit the Oracle Accessibility Program website at <http://www.oracle.com/pls/topic/lookup?ctx=acc&id=docacc>.

Access to OFSS Support

<https://support.us.oracle.com>

Structure

This document provides the structure of the XML that is understood by Oracle FLEXCUBE Direct banking mobile applications on various platform. The name and meaning of XML elements and their attributes are provided in tabular structure.

Introduction

Oracle FLEXCUBE Direct Banking provides applications on various mobile platforms such as iOS, Java etc. These mobile applications are designed to read data in pre-defined XML or JSON structure and render the screen accordingly. Following table indicates the data format understood by mobile applications.

Application	Data Protocol Being Used
J2ME Plain	XML
J2ME Rich	XML
iPhone	XML
iPad	XML
Android Phone	XML
Android Tablet	XML

The structure of data as understood by these clients is mentioned in subsequent sections.

XML API Structure

✓ - Supported

✗ - Not Supported [Ignored]

☑ - Partially Supported

Field	Prefix	Description	Attributes	Possible Attribute Values	Attribute Description	Supported on client			
						J2ME Rich	J2ME Plain	i-Phone	i-Pad
Root Node	F	This is the root node of the output xml given to J2Me thin client.	None	None	None	✓	✓	✓	✓
Header	H	This node is to store the return code of the response xml.	t	Integer	Return code	✓	✓	✓	✓
			r	String	Request ID	✓	✓	✓	✓
			tz	String	date-time with time zone	✗	✗	✗	✓
			fn	String	first name of logged in user	✗	✗	✗	✓
Message	M	This node is to display the message.	t	w	Type: Warning message	✓	✓	✓	✓
				e	Type: Error message	✓	✓	✓	✓
				s	Type: Success message	✓	✓	✓	✓

				f	Name of the field in case of failure (used for field highlighting)	✗	✗	✓	✓
			l	String	Message	✓	✓	✓	✓
Select Box	S	This node is to form a select box.	n	String	Field Name	✓	✓	✓	✓
			id	String	Indicates a unique id for component	✗	✗	✓	✓
			m	Y	Indicates that the field is mandatory	✗	✗	✓	✓
				N	Indicates that the field is not mandatory	✗	✗	✓	✓
			l	String	Label for select box	✓	✓	✓	✓
			t	a	To be rendered as segmented control	✗	✗	✗	✓
			a	String	Alt text to be displayed as place holder in text field	✗	✗	✓	✓
			i	String	Index of selected option in the dropdown.	✓	✓	✓	✓

			f	String	Field names (comma separated) to be available for enable/disable	✓	✓	✗	✗
			g	String	Class name of respective CSS	✗	✗	✓	✓
			dX	0.0 – (any float value)	Left Margin of the component	✗	✗	✓	✓
			dY	0.0 – (any float value)	Top margin of the component	✗	✗	✓	✓

			dW	0.0 – (any float value)	Width of the Component	✗	✗	✓	✓
			dH	0.0 – (any float value)	Height of the component	✗	✗	✓	✓
			dRX	0.0 – (any float value)	RTL language specific Right to Left margin of the component (If dX is used then dRX cannot be used for same tag and vice-versa)	✗	✗	✓	✓
			c	String [<drop-down value>#<comma separated field names to be disabled>#Y/N]	This attribute indicates an action to be done on drop-down value selection	✗	✗	✓	✓

			bt	Integer	This attribute indicates the stepnumber for that component	✗	✗	✓	✓
			d	String(dp- indicates default option; ndp-indicates no default option)	This attribute indicates whether a default label option is required or not.	✗	✗	✓	✓
			vi	String	This attribute indicates the default selected option.	✗	✗	✓	✓
Option in Select box	O	This node is used to form the options in a select box.	l	String	Description of the option for display	✓	✓	✓	✓
			v	String	Value of the option	✓	✓	✓	✓
			t	String	Grouping key (example: customer + account type)	✗	✗	✓	✗

			d	String	Group Description	✗	✗	✓	✗
			b	String	JSON Hash table containing request parameters	✗	✗	✓	✓
			r	String	It contains Request Id.	✗	✗	✓	✓
			actid	String	Contains the Name of “Template Screen” which is invoked on Client Side to present the data	✗	✗	✓	✓
			tgtid	String	Contains the target Id (id of view or panel) in which data is being populated.	✗	✗	✓	✓
			f	String	This attribute indicates the value on the basis of which the options have to be filtered	✗	✗	✓	✓
Graph area	GR	This creates a graph area	n	String	This gives the name of the type	✓	✓	✓	✓

			dX	0.0 – (any float value)	Left Margin of the component	✗	✗	✓	✓
			dY	0.0 – (any float value)	Top margin of the component	✗	✗	✓	✓
			id	String	Indicates a unique id for component	✗	✗	✓	✓
			dW	0.0 – (any float value)	Width of the Component	✗	✗	✓	✓
			dH	0.0 – (any float value)	Height of the component	✗	✗	✓	✓

Div	D (Depricated)	Enclosing the code with this node forms a div block around the display.	None	None	None	✓	✓	✗	✗
Search Drop Down	D	This contains a Drop-Down with a Button and search box. The search text can be entered in box and order can be maintained by button (either in ascending or descending manner).	dX	0.0 – (any float value)	Left Margin of the component	✗	✗	✓	✓
			dY	0.0 – (any float value)	Top margin of the component	✗	✗	✓	✓
			id	String	Indicates a unique id for component	✗	✗	✓	✓
			dW	0.0 – (any float value)	Width of the Component	✗	✗	✓	✓

			dH	0.0 – (any float value)	Height of the component	✗	✗	✓	✓
			g	String	Class name of respective CSS	✗	✗	✓	✓
			dRX	0.0 – (any float value)	RTL language specific Right to Left margin of the component (If dX is used then dRX cannot be used for same tag and vice-versa)	✗	✗	✓	✓
			bt	Integer	This attribute indicates the stepnumber for that component	✗	✗	✓	✓
Text Area for Search Drop Down	I	This field is used to form a text area for search drop down.	a	String	Alt text to be displayed as place holder in text field	✗	✗	✓	✓
			s	Integer	Maximum length of the text box	✗	✗	✓	✓
			v	String	Value of the label	✗	✗	✓	✓

			n	String	Name of the field	✓	✓	✓	✓
			l	String	Description of the label	✓	✓	✓	✓
			dX	0.0 – (any float value)	Left Margin of the component	✗	✗	✓	✓
			dY	0.0 – (any float value)	Top margin of the component	✗	✗	✓	✓
			dW	0.0 – (any float value)	Width of the Component	✗	✗	✓	✓
			dH	0.0 – (any float value)	Height of the component	✗	✗	✓	✓
			dRX	0.0 – (any float value)	RTL language specific Right to Left margin of the component (If dX is used then dRX cannot be used for same tag and vice-versa)	✗	✗	✓	✓
			g	String	Class name of respective CSS	✗	✗	✓	✓
Image Button for Search Drop Down	IB	It contains button with image.	dW	0.0 – (any float value)	Width of the Component	✗	✗	✓	✓

		Does not have any alternate text for image.	dH	0.0 – (any float value)	Height of the component	✗	✗	✓	✓
			dX	0.0 – (any float value)	Left Margin of the component	✗	✗	✓	✓
			dY	0.0 – (any float value)	Top margin of the component	✗	✗	✓	✓
			dRX	0.0 – (any float value)	RTL language specific Right to Left margin of the component (If dX is used then dRX cannot be used for same tag and vice-versa)	✗	✗	✓	✓
			g	String	Class name of respective CSS	✗	✗	✓	✓

			tgtd	String	Contains the target Id (id of view or panel) in which data is being populated.	✗	✗	✓	✓
			bgi	String	Name of the image selected for Background	✗	✗	✓	✓
			bt	Integer	This attribute indicates the stepnumber for that component	✗	✗	✓	✓
List Object for Search Drop Down	LO	SAME AS LIST OBJECT FOR LIST.							
Label for Search Drop Down	L	SAME AS LABEL FOR LIST.							
Option for Search Drop Down	O	SAME AS OPTION FOR LIST.							
Label	L	This node is used to display labels.	t	h	Transaction header	✓	✓	☑	☑
								Only 1 header per XML	Only 1 header per XML

			[for ordinary labels this attribute is not required]	s	Sub-heading	✓	✓	✗	✗
				r	Image + label and right aligned	✓	✓	✗	✗
				i	Transaction Help text			<input checked="" type="checkbox"/>	<input checked="" type="checkbox"/>
						✗	✗	Only one help item per XML	Only one help item per XML
			dX	0.0 – (any float value)	Left Margin of the component	✗	✗	✓	✓
			dY	0.0 – (any float value)	Top margin of the component	✗	✗	✓	✓
			dW	0.0 – (any float value)	Width of the Component	✗	✗	✓	✓
			dH	0.0 – (any float value)	Height of the component	✗	✗	✓	✓
			dRX	0.0 – (any float value)	RTL language specific Right to Left margin of the component (If dX is used then dRX cannot be used for same tag and vice-versa)	✗	✗	✓	✓

			g	String	Class name of respective CSS	✗	✗	✓	✓
			l	String	Description of the label	✓	✓	✓	✓
			id	String	Indicates a unique id for component	✗	✗	✓	✓
			v	String	Value of the label	✓	✓	✓	✓
			bt	Integer	This attribute indicates the stepnumber for that component	✗	✗	✓	✓
Text Field	l	This field is used to form a text box.	n	String	Name of the field	✓	✓	✓	✓
			l	String	Label for the text box	✓	✓	✓	✓
			id	String	Indicates a unique id for component	✗	✗	✓	✓
			s	Integer	Maximum length of the text box	✓	✓	✓	✓
			p	s (String Keyboard)	It describes the Keyboard type				
				n (Numeric Keyboard)					
				d (Decimal Keyboard)					

				e (e-mail)					
			a	String	Alt text to be displayed as place holder in text field	✗	✗	✓	✓
			dX	0.0 – (any float value)	Left Margin of the component	✗	✗	✓	✓
			dY	0.0 – (any float value)	Top margin of the component	✗	✗	✓	✓
			dW	0.0 – (any float value)	Width of the Component	✗	✗	✓	✓
			dH	0.0 – (any float value)	Height of the component	✗	✗	✓	✓
			dRX	0.0 – (any float value)	RTL language specific Right to Left margin of the component (If dX is used then dRX cannot be used for same tag and vice-versa)	✗	✗	✓	✓









































			g	String	Class name of respective CSS	✗	✗	✓	✓
			r	True/false	Indicates if the field in read only	✗	✗	✗	✓
			bt	Integer	This attribute indicates the stepnumber for that component	✗	✗	✓	✓
Text Area	l	This field is used to form a text area.	t	b	Indicates that this is a text area	✗	✗	✓	✓
			n	String	Name of the field	✗	✗	✓	✓
			l	String	Label for the text box	✗	✗	✓	✓
			s	Integer	Maximum length of the text box	✗	✗	✓	✓
			a	String	Alt text to be displayed as place holder in text field	✗	✗	✓	✓
			v	String	Value of the Text Area	✗	✗	✓	✓
			dX	0.0 – (any float value)	Left Margin of the component	✗	✗	✓	✓
			dY	0.0 – (any float value)	Top margin of the component	✗	✗	✓	✓

			dW	0.0 – (any float value)	Width of the Component	✗	✗	✓	✓
			dH	0.0 – (any float value)	Height of the component	✗	✗	✓	✓
			dRX	0.0 – (any float value)	RTL language specific Right to Left margin of the component (If dX is used then dRX cannot be used for same tag and vice-versa)	✗	✗	✓	✓
			g	String	Class name of respective CSS	✗	✗	✓	✓
			id	String	Indicates a unique id for component	✗	✗	✓	✓
			r	True/false	Indicates if the field is read only	✗	✗	✓	✓
			bt	Integer	This attribute indicates the stepnumber for that component	✗	✗	✓	✓

Password Box	I	This field is used to form a text box for password.	t	p	Indicates that this is a password field	✓	✓	✓	✓
			t	r	Indicates that this is a random password field	✓	✓	✓	✓
			l1	String	Label for the text box in case of Random pin	✓	✓	✓	✓
			n	String	Name of the field	✓	✓	✓	✓
			l	String	Label for the text box(or random password index in case of Random pin configuration)	✓	✓	✓	✓
			s	Integer	Maximum length of the text box	✓	✓	✓	✓
			dX	0.0 – (any float value)	Left Margin of the component	✗	✗	✓	✓
			dY	0.0 – (any float value)	Top margin of the component	✗	✗	✓	✓

			dW	0.0 – (any float value)	Width of the Component	✗	✗	✓	✓
			dH	0.0 – (any float value)	Height of the component	✗	✗	✓	✓
			dRX	0.0 – (any float value)	RTL language specific Right to Left margin of the component (If dX is used then dRX cannot be used for same tag and vice-versa)	✗	✗	✓	✓
			g	String	Class name of respective CSS	✗	✗	✓	✓
			bt	Integer	This field indicates the stepnumber for that component	✗	✗	✓	✓

			id	String	Indicates a unique id for component	✗	✗	✓	✓
			p	s (String Keyboard)	It describes the Keyboard type				
				n (Numeric Keyboard)					
				d (Decimal Keyboard)					
				e (e-mail)		✗	✗	✓	✓
Hidden Field	I	This node is used to create hidden fields.	t	h	Indicates that this is a hidden field	✓	✓	✓	✓
			n	String	Name of the field	✓	✓	✓	✓
			v	String	Value of the hidden field	✓	✓	✓	✓
Pre- defined hidden field for menu	I	This indicates the hidden field to be submitted along with the transaction request from menu.	t	u	Indicates that this is a pre-defined hidden field for menu	✓	✓	✓	✓
			n	String	Name of the field	✓	✓	✓	✓
			v	String	Value of the hidden field	✓	✓	✓	✓

Date	I	This field is used for date input	t (Indicates date field)	c	It shows a Picker/Calendar (depending upon version) on click of a button.	 Rendered as simple text box	 Rendered as simple text box	 Date picker	 Date picker
				d	It Shows a Calendar Control.				
			n	String	Name of the field				
			id	String	Indicates a unique id for component				
			l	String	Label for the text box				
			s	Integer	Maximum length of the text box				
			sd	Date	Start date of calendar control				
			ed	Date	End date of calendar control				
			rng	Integer	Range – number of days to be enabled in the calendar control				
			dX	0.0 – (any float value)	Left Margin of the component				

			dY	0.0 – (any float value)	Top margin of the component	✗	✗	✓	✓
			dW	0.0 – (any float value)	Width of the Component	✗	✗	✓	✓
			dH	0.0 – (any float value)	Height of the component	✗	✗	✓	✓
			dRX	0.0 – (any float value)	RTL language specific Right to Left margin of the component (If dX is used then dRX cannot be used for same tag and vice-versa)	✗	✗	✓	✓
			g	String	Class name of respective CSS	✗	✗	✓	✓
			a	String	Alt text to be displayed as place holder in text field	✗	✗	✓	✓

			bt	Integer	This attribute indicates the stepnumber for that component	✗	✗	✓	✓
Image Button	IB	It contains button with image. Does not have any alternate text for image.	dW	0.0 – (any float value)	Width of the Component	✗	✗	✓	✓
			dH	0.0 – (any float value)	Height of the component	✗	✗	✓	✓
			dX	0.0 – (any float value)	Left Margin of the component	✗	✗	✓	✓
			dY	0.0 – (any float value)	Top margin of the component	✗	✗	✓	✓

			dRX	0.0 – (any float value)	RTL language specific Right to Left margin of the component (If dX is used then dRX cannot be used for same tag and vice-versa)	✗	✗	✓	✓
			g	String	Class name of respective CSS	✗	✗	✓	✓
			id	String	Indicates a unique id for component	✗	✗	✓	✓
			tgtid	String	Contains the target Id (id of view or panel) in which data is being populated.	✗	✗	✓	✓
			bgi	String	Name of the image selected for Background	✗	✗	✓	✓

			g	String	Class name of respective CSS	✗	✗	✓	✓
			t	m	Menu	✗	✗	✓	✓
				s	Submit	✗	✗	✓	✓
				c	Confirm	✗	✗	✓	✓
				b	Back	✗	✗	✓	✓
				F	File attachment	✗	✗	✓	✓
				p	Pdf download	✗	✗	✓	✓
				e	Exit / Log-off	✗	✗	✓	✓
				A	ATG button	✗	✗	✓	✓
			l	String	Label of the button	✗	✗	✓	✓
			n	String	Name of the button	✗	✗	✓	✓
			v	String	Value to be submitted on click of Button.	✗	✗	✓	✓

			r	String	Request Id to be called on submit of button. (In case of ATG button, this indicates the relative path of JSP to be called.)	✗	✗	✓	✓
			bt	Integer	This attribute indicates the stepnumber for that component	✗	✗	✓	✓
			s	String	Button style	✗	✗	✓	✓
			a	x	Action: Close the screen	✗	✗	✓	✓
				Y	Action: Close the screen and refresh previous screen	✗	✗	✓	✓
Button	B	This node is used to create buttons.	t	m	Menu	✓	✓	✗	✗
				s	Submit	✓	✓	✓	✓
				c	Confirm	✓	✓	✓	✓
				b	Back	✓	✓	✓	✓
				f	File attachment	✓	✓	✓	✓
				p	Pdf download	✓	✓	✓	✓
				e	Exit / Log-off	✓	✓	✗	✗

				a	ATG button	✓	✓	✓	✓
				x	Dismiss screens	✓	✓	✗	✗
				Dx	Dismiss modal table	✓	✓	✗	✗
				Px	Dismiss popovers	✓	✓	✗	✗
			l	String	Label of the button	✓	✓	✓	✓
			id	String	Indicates a unique id for component	✗	✗	✓	✓
			n	String	Name of the button	✓	✓	✓	✓
			v	String	Value to be submitted on click of Button.	✓	✓	✓	✓
			r	String	Request Id to be called on submit of button.	✓	✓	✓	✓
					In case of ATG button, this indicates the relative path of JSP to be called.				

			dW	0.0 – (any float value)	Width of the Component	✗	✗	✓	✓
			dH	0.0 – (any float value)	Height of the component	✗	✗	✓	✓
			dX	0.0 – (any float value)	Left Margin of the component	✗	✗	✓	✓
			dY	0.0 – (any float value)	Top margin of the component	✗	✗	✓	✓
			dRX	0.0 – (any float value)	RTL language specific Right to Left margin of the component (If dX is used then dRX cannot be used for same tag and vice-versa)	✗	✗	✓	✓
			g	String	Class name of respective CSS	✗	✗	✓	✓
			s	String	Button style	✗	✗	✗	✓

			a	x	Action: Close the screen	✗	✗	✓	✓
			a	Y	Action: Close the screen and refresh previous screen	✗	✗	✓	✓
			bt	Integer	This attribute indicates the stepnumber for that component	✗	✗	✓	✓
Menu	N	This node is used to display transaction on the menu.	r	String	Request Id to be called on submit	✓	✓	✓	✓
			l	String	Label for transaction to be displayed on menu screen	✓	✓	✓	✓
			t1	String	Level 1 grouping	✓	✓	✓	✓
			t2	String	Level 2 grouping	✓	✓	✓	✓
			l1	String	Level 1 group heading	✓	✓	✓	✓
			l2	String	Level 2 group heading	✓	✓	✓	✓
Favorite	Z	This node is used to specify favorite transaction	r	String	Request Id to be called on submit	✗	✗	✓	✓
			l	String	Label for transaction	✗	✗	✓	✓

Show/Hide control for Favorite and Notify options	X	This node is used to decide if Favorite option is to be displayed or Notification option to be displayed	n	fldfav	Show Favorite option	✗	✗	✓	✓
			n	fldnotify	Show Notification option	✗	✗	✓	✓
Google Map	K	This node contains the geographical data of the location to be displayed on Google Map	t	A or B	Location type:				
					A: ATM				
					B: Branch	✓	✓	✗	✗
			l	String	Label indicating ATM / Branch	✓	✓	✗	✗
			c	String	Color of the marker	✓	✓	✗	✗
			x	Number	Latitude of the location	✓	✓	✗	✗
			y	Number	Longitude of the location	✓	✓	✗	✗
			a	String	Address	✓	✓	✗	✗
			bt	Integer	This field indicates the stepnumber for that component	✗	✗	✓	✓
			n	String	Name of ATM / Branch	✓	✓	✗	✗

Image from server side	P	This node indicates image to be displayed on the screen	u	String	This indicates the URL of image. If the URL starts with http then it is treated as complete URL. Otherwise it is treated as relative URL.	✓	✓	✓	✓
			id	String	Indicates a unique id for component	✗	✗	✓	✓
			dW	0.0 – (any float value)	Width of the Component	✗	✗	✓	✓
			dH	0.0 – (any float value)	Height of the component	✗	✗	✓	✓
			dX	0.0 – (any float value)	Left Margin of the component (If dX is used then dRX cannot be used for same tag)	✗	✗	✓	✓
			dY	0.0 – (any float value)	Top margin of the component	✗	✗	✓	✓

			dRX	0.0 – (any float value)	RTL language specific Right to Left margin of the component (If dX is used then dRX cannot be used for same tag and vice-versa)	✗	✗	✓	✓
			g	String	Class name of respective CSS	✗	✗	✓	✓
			bgi	String	Name of the image selected for Background	✗	✗	✓	✓
			tgtid	String	Contains the target Id (id of view or panel) in which data is being populated.	✗	✗	✓	✓
			a	String	Alt text to be displayed as place holder in Image from Server side	✗	✗	✓	✓
			s						

			r	String	It contains Request Id.	✗	✗	✓	✓
			t	C (location is on CLIENT side)	Source of URL. It Contains the location from where the image should be fetched and the url of the image is mentioned in u attribute.				
				S (location is on SERVER side)		✗	✗	✓	✓
			l	String	Label of the Image	✗	✗	✓	✓
			bt	Integer	This field indicates the stepnumber for that component	✗	✗	✓	✓
UDF Field	U	This node indicates an UDF field	n	String	Field Name	✓	✓	✓	✓
Data Group	G	This tag indicates the group of data.	i	String	Indicates the group identifier.	✗	✗	✗	✓

		The group is used to show/hide a group of data based on selection of a drop down.			The identifier should be same as the selected value of the drop down				
File Attachment Hyper Link	A	This Tag is used as Hyper link to download the files.	n	String	Field Name	✓	✓	✓	✓
			id	String	Indicates a unique id for component	✗	✗	✓	✓
			l	String	Label for the Hyper Heading	✓	✓	✓	✓
			dW	0.0 – (any float value)	Width of the Component	✗	✗	✓	✓
			dH	0.0 – (any float value)	Height of the component	✗	✗	✓	✓
			dX	0.0 – (any float value)	Left Margin of the component	✗	✗	✓	✓
			dY	0.0 – (any float value)	Top margin of the component	✗	✗	✓	✓

			dRX	0.0 – (any float value)	RTL language specific Right to Left margin of the component (If dX is used then dRX cannot be used for same tag and vice-versa)	✗	✗	✓	✓
			bt	Integer	This field indicates the stepnumber for that component	✗	✗	✓	✓
List of Attachments in Hyper link	E	This node is used to form the list of attachments in the hyper link	l	String	file name	✓	✓	✓	✓
			v	String	File reference number	✓	✓	✓	✓
			s	String	File Size in kb	✓	✓	✓	✓
Radio Group	R	This node is to form a Radio Button Group	n	String	Field Name	✓	✓	✓	✓
			m	Y	Indicates that the field is mandatory	✗	✗	✓	✓
				N	Indicates that the field is not mandatory	✗	✗	✓	✓
			l	String	Label for Radio Group	✓	✓	✓	✓

			i	String	Index of radio button selected	✓	✓	✓	✓
			a	String	Alt text to be displayed as place holder in text field	✗	✗	✓	✓
			dW	0.0 – (any float value)	Width of the Component	✗	✗	✓	✓
			dH	0.0 – (any float value)	Height of the component	✗	✗	✓	✓
			dX	0.0 – (any float value)	Left Margin of the component	✗	✗	✓	✓
			dY	0.0 – (any float value)	Top margin of the component	✗	✗	✓	✓

			dRX	0.0 – (any float value)	RTL language specific Right to Left margin of the component (If dX is used then dRX cannot be used for same tag and vice-versa)	✗	✗	✓	✓
			g	String	Class name of respective CSS	✗	✗	✓	✓
			id	String	Indicates a unique id for component	✗	✗	✓	✓
			cg	String	It is a common css class for all child elements of Radio group.	✗	✗	✓	✓
			bt	Integer	This field indicates the stepnumber for that component	✗	✗	✓	✓
			t (type)	h (horizontal)	Indicates orientation of Radio Group	✗	✗	✓	✓
				v (vertical)					

Radio button in Radio Group	Q	This node is used to form the Radio buttons.	L	String	Label for Radio Button	✓	✓	✓	✓
			v	String	Value of the Radio button	✓	✓	✓	✓
			d	String	Field name to be disabled.	✓	✓	✓	✓
			e	String	Field name to be enabled.	✓	✓	✓	✓
			r	String	It contains Request Id.	✗	✗	✓	✓
			b	String	Shows the behavior of Radio Group.	✗	✗	✓	✓
			tgtid	String	Contains the target Id (id of view or panel) in which data is being populated.	✗	✗	✓	✓
			actid	String	Contains the Name of "Template Screen" which is invoked on Client Side to present the data	✗	✗	✓	✓

Table View / List View	TV	This tag indicates that the contents inside should be shown in table or list view. For any transaction screen, one TV tag is mandatory.		String	Section Label				
						✗	✗	✓	✓
Accordion	AC	This tag supports Accordion.	id	String	This field indicates a unique id for this component	✗	✗	✓	✓
			r	String	It contains Request Id.	✗	✗	✓	✓
			l	String	Label for Accordion.	✗	✗	✓	✓
			t (type)	B (bottom)	It specifies the positioning of the Accordion which appears before slide.	✗	✗	✓	✓
				L (left)					
				R (right)					
			tid	String (id of Table associated)	Contains the id for the table which will appear on slide of Accordion.	✗	✗	✓	✓

			tH	0.0 – (any float value)	Height of the table which appears on slide.	✗	✗	✓	✓
			tW	0.0 – (any float value)	Width of the table which appears on slide.	✗	✗	✓	✓
			dW	0.0 – (any float value)	Width of the Component	✗	✗	✓	✓
			dH	0.0 – (any float value)	Height of the component	✗	✗	✓	✓
			dX	0.0 – (any float value)	Left Margin of the component (If dX is used then dRX cannot be used for same tag)	✗	✗	✓	✓
			dY	0.0 – (any float value)	Top margin of the component	✗	✗	✓	✓

			dRX	0.0 – (any float value)	RTL language specific Right to Left margin of the component (If dX is used then dRX cannot be used for same tag and vice-versa)	✗	✗	✓	✓
			g	String	Class name of respective CSS	✗	✗	✓	✓
			bt	Integer	This field indicates the stepnumber for that component	✗	✗	✓	✓
List Object	LO	It is used to create List.	dW	0.0 – (any float value)	Width of the Component	✗	✗	✓	✓
		It contains sub-fields O and L us as Option and label for list.	dH	0.0 – (any float value)	Height of the component	✗	✗	✓	✓
			dX	0.0 – (any float value)	Left Margin of the component	✗	✗	✓	✓

			dY	0.0 – (any float value)	Top margin of the component	✗	✗	✓	✓
			dRX	0.0 – (any float value)	RTL language specific Right to Left margin of the component (If dX is used then dRX cannot be used for same tag and vice-versa)	✗	✗	✓	✓
			g	String	Class name of respective CSS	✗	✗	✓	✓
			id	String	Indicates a unique id for component	✗	✗	✓	✓
			a	String	Alt text to be displayed as place holder in text field	✗	✗	✓	✓

			l	String	Label for List Object.	✗	✗	✓	✓
			i	String	Index of selected option in the dropdown.	✗	✗	✓	✓
			n	String	Field Name	✗	✗	✓	✓
			t (type)	P	Indicated Pop-over Type of list.	✗	✗	✓	✓
				R	Indicates the list type which is not a pop-over.				
			nc	Integer	It contains Number of columns.	✗	✗	✓	✓
			tid	String (id of Table associated)	Opens up the pop-up on click of Button associated with the Respective table Id.	✗	✗	✓	✓
			oh	0.0 – (any float value)	It indicates Option Height.	✗	✗	✓	✓
			og	String	Contains Option class	✗	✗	✓	✓
			m	Y	Indicates that the field is mandatory	✗	✗	✓	✓

				N	Indicates that the field is not mandatory	✗	✗	✓	✓
Button Group	BG	It is used where buttons are required to be grouped together	dW	0.0 – (any float value)	Width of the Component	✗	✗	✓	✓
			dH	0.0 – (any float value)	Height of the component	✗	✗	✓	✓
			dX	0.0 – (any float value)	Left Margin of the component	✗	✗	✓	✓
			dY	0.0 – (any float value)	Top margin of the component	✗	✗	✓	✓

			dRX	0.0 – (any float value)	RTL language specific Right to Left margin of the component (If dX is used then dRX cannot be used for same tag and vice-versa)	✗	✗	✓	✓
			g	String	Class name of respective CSS	✗	✗	✓	✓
			id	String	Indicates a unique id for component	✗	✗	✓	✓
			n	String	Field Name	✗	✗	✓	✓
			nc	Integer	It contains Number of columns.	✗	✗	✓	✓
			tgtid	String	Contains the targeted	✗	✗	✓	✓

			actid	String	Contains the actionid	✗	✗	✓	✓
			bg	String	Button class	✗	✗	✓	✓
			Lg	String	Label class	✗	✗	✓	✓
			bW	String	Button width	✗	✗	✓	✓
			bH	String	Button height	✗	✗	✓	✓
			r	String	Requestid	✗	✗	✓	✓
			rH	String	Row ht	✗	✗	✓	✓
Option in List Object	O	It is used as Option field with List.	v	String	Value of the List.	✗	✗	✓	✓
Label in List Object.	L	It is used along with list object	v	String	Display label of the List.	✗	✗	✓	✓
			g	String	It contains the CSS class for Label.	✗	✗	✓	✓
			dW	0.0 – (any float value)	Contains label width.	✗	✗	✓	✓
			dH	0.0 – (any float value)	Contains label height.	✗	✗	✓	✓

Table	T		tRX	0.0 – (any float value)	RTL language specific Right to Left margin of the table (If tX is used then tRX cannot be used for same tag and vice-versa)	✗	✗	✓	✓
			tH	0.0 – (any float value)	Height of the table	✗	✗	✓	✓
			tW	0.0 – (any float value)	Width of the table	✗	✗	✓	✓
			tY	0.0 – (any float value)	Top margin of the table	✗	✗	✓	✓
			tX	0.0 – (any float value)	Left Margin of the table	✗	✗	✓	✓

			g	String	Class name of respective CSS	✗	✗	✓	✓
			id	String	Contains the target Id (id of view or panel) in which data is being populated.	✗	✗	✓	✓
			pid	String	It contains Parent Table Id.	✗	✗	✓	✓
			l	String	Label of the Table.	✗	✗	✓	✓
			t (type)	H (hidden-table)	It indicates the type of table. The table can be hidden or it may appear on screen.	✗	✗	✓	✓
				S (table to be Shown on screen)					
W	Webview	It shows Webview on the client side.	t	l (Login required Webview)	Indicates type of view where login is required. (e.g. used in case of personalized offers)	✗	✗	✓	✓

				n (non-login Webview)	Indicates type of view where login is not required. Client simply loads the URL into webview.				
			v	String	Name of the URL to be given.	✗	✗	✓	✓
			id	String	Indicates a unique id for component	✗	✗	✓	✓
			dW	0.0 – (any float value)	Width of the Component	✗	✗	✓	✓
			dH	0.0 – (any float value)	Height of the component	✗	✗	✓	✓
			dX	0.0 – (any float value)	Left Margin of the component	✗	✗	✓	✓
			dY	0.0 – (any float value)	Top margin of the component	✗	✗	✓	✓

			dRX	0.0 – (any float value)	RTL language specific Right to Left margin of the component (If dX is used then dRX cannot be used for same tag and vice-versa)	✗	✗	✓	✓
			g	String	Class name of respective CSS	✗	✗	✓	✓
			n	String	Field Name	✗	✗	✓	✓
			bt	Integer	This field indicates the stepnumber for that component	✗	✗	✓	✓
Segmented Button	SB	Creates a Segmented Button.	n	String	Field Name	✗	✗	✓	✓
		This field contains a sub-field B for the	l	String	Label of the Button.	✗	✗	✓	✓
			t (type)	h (horizontal)	Indicates orientation of Segmented	✗	✗	✓	✓

		buttons.		v (vertical)	Button.				
			cg	String	It is a common css class for all child elements of Segmented Button.	✗	✗	✓	✓
			id	String	Indicates a unique id for component	✗	✗	✓	✓
			dW	0.0 – (any float value)	Width of the Component	✗	✗	✓	✓
			dH	0.0 – (any float value)	Height of the component	✗	✗	✓	✓
			dX	0.0 – (any float value)	Left Margin of the component	✗	✗	✓	✓
			dY	0.0 – (any float value)	Top margin of the component	✗	✗	✓	✓

			dRX	0.0 – (any float value)	RTL language specific Right to Left margin of the component (If dX is used then dRX cannot be used for same tag and vice-versa)	✗	✗	✓	✓
			g	String	Class name of respective CSS	✗	✗	✓	✓
			bt	Integer	This field indicates the stepnumber for that component	✗	✗	✓	✓
Grouped-Labels	GL	It is used for grouping labels together as a grouped header label.	n	String	Field Name	✗	✗	✓	✓
			id	String	Indicates a unique id for component	✗	✗	✓	✓
		It contains sub-filed L for labels.	dW	0.0 – (any float value)	Width of the Component	✗	✗	✓	✓
			dH	0.0 – (any float value)	Height of the component	✗	✗	✓	✓

			dX	0.0 – (any float value)	Left Margin of the component (If dX is used then dRX cannot be used for same tag)	✗	✗	✓	✓
			dY	0.0 – (any float value)	Top margin of the component	✗	✗	✓	✓
			dRX	0.0 – (any float value)	RTL language specific Right to Left margin of the component (If dX is used then dRX cannot be used for same tag and vice-versa)	✗	✗	✓	✓
			g	String	Class name of respective CSS	✗	✗	✓	✓
			bt	Integer	This field indicates the stepnumber for that component	✗	✗	✓	✓
Label in Grouped-Labels (GL)	L	Creates labels for Grouped-	dW	0.0 – (any float value)	Width of the Component	✗	✗	✓	✓

		labels.	l	String	Label of the Field.	✗	✗	✓	✓
		These labels together are part of Grouped Label.	g	String	It contains the CSS class for Label.	✗	✗	✓	✓
Pop Up Button	PB	Creates button which results in a 'pop-up' event.	dW	0.0 – (any float value)	Width of the Component	✗	✗	✓	✓
			dH	0.0 – (any float value)	Height of the component	✗	✗	✓	✓
			dX	0.0 – (any float value)	Left Margin of the component (If dX is used then dRX cannot be used for same tag)	✗	✗	✓	✓
			dY	0.0 – (any float value)	Top margin of the component	✗	✗	✓	✓

			dRX	0.0 – (any float value)	RTL language specific Right to Left margin of the component (If dX is used then dRX cannot be used for same tag and vice-versa)	✗	✗	✓	✓
			g	String	Class name of respective CSS	✗	✗	✓	✓
			pW	0.0 – (any float value)	popup screen width	✗	✗	✓	✓
			pH	0.0 – (any float value)	popup screen height	✗	✗	✓	✓
			id	String	Indicates a unique id for component	✗	✗	✓	✓
			a						
			s						
			l	String	Label of the Image	✗	✗	✓	✓
			pi	String	It adds Image to the Pop-Up Button with specified position.	✗	✗	✓	✓

			tid	String (id of Table associated)	Opens up the pop-up on click of Button associated with the Respective table Id.	✗	✗	✓	✓
			bt	Integer	This field indicates the stepnumber for that component	✗	✗	✓	✓
Dynamic Hyperlink	N	This node is used to form the dynamic hyperlink	n	String	Field Name	✓	✓	✗	✗
			l	String	Label for Hyper Link	✓	✓	✗	✗
			v	String	Value of the Hyper Link	✓	✓	✗	✗
			reqid	String	Request ID of next screen	✓	✓	✗	✗
			r	True/false	Indicates if the field in read only	✓	✓	✗	✗
Hyper Link	J	This node is used to form the Hyper link.	n	String	Field Name	✓	✓	✗	✗
			l	String	Label for Hyper Link	✓	✓	✗	✗
			v	String	Value of the Hyper Link	✓	✓	✗	✗
			r	True/false	Indicates if the field in read only	✓	✓	✗	✗