

Oracle FLEXCUBE Accessibility  
Oracle FLEXCUBE Investor Servicing

Release 12.0.3.0.0

[April] [2014]

Part No. E53392-01



# Table of Contents

<b>1.</b>	<b>ABOUT THIS MANUAL.....</b>	<b>1-1</b>
1.1	INTRODUCTION .....	1-1
1.2	CONVENTIONS USED IN THIS MANUAL.....	1-1
1.3	GLOSSARY OF ICONS .....	1-1
<b>2.</b>	<b>ORACLE FLEXCUBE ACCESSIBILITY .....</b>	<b>2-1</b>
2.1	KEYBOARD NAVIGATION .....	2-1
2.1.1	<i>Browser Modifier Keys for Invoking Access Keys .....</i>	<i>2-1</i>
2.1.2	<i>Hot keys for Action .....</i>	<i>2-1</i>
2.1.3	<i>Application Hot Keys.....</i>	<i>2-2</i>
2.1.4	<i>Access Keys for Menu Tree.....</i>	<i>2-3</i>
2.1.5	<i>Access Keys for Navigation .....</i>	<i>2-3</i>
2.1.6	<i>Access Keys for Tabs in Landing Page.....</i>	<i>2-3</i>
2.1.7	<i>Shortcuts for Windows and Widgets .....</i>	<i>2-4</i>
2.1.8	<i>Access keys for Calendar .....</i>	<i>2-4</i>
2.2	LINKS TO DETAILED INFORMATION .....	2-5
2.2.1	<i>Documentation Accessibility.....</i>	<i>2-5</i>
2.2.2	<i>Access to Oracle Support.....</i>	<i>2-5</i>


---

# 1. About this Manual

## 1.1 Introduction




This manual is designed to help you quickly get acquainted with the basic accessibility features in Oracle FLEXCUBE.

## 1.2 Conventions Used in this Manual

Important information is preceded with the  symbol.

## 1.3 Glossary of Icons

This User Manual may refer to all or some of the following icons:

Icons	Function
	Exit
	Add row
	Delete row
	Option List

---

## 2. Oracle FLEXCUBE Accessibility

### 2.1 Keyboard Navigation

In Oracle FLEXCUBE, the following keys are used for navigation.

#### **Tab key**

This key is used to move to the next control, such as, navigation tree, menu, or tab in a page. Tab traverses the page left to right, top to bottom. Use Shift +Tab to move to the previous control.

#### **Up and Down Arrow keys**

This key is used to move to the previous or next item in the navigation tree, menu, or table. Left and Right Arrow keys

This key is used to expand and collapse an item in the navigation tree.

#### **Spacebar**

This key is used to activate a control.

For example, in a check box, spacebar toggles the state, checking or un-checking the box. On a link, spacebar navigates to the target of the link.

#### **Enter**

This key is used to activate a button.

The following tables give you an idea about some common tasks and the keyboard navigation used.

#### 2.1.1 Browser Modifier Keys for Invoking Access Keys

Browser	Modifier Keys
Internet Explorer	Alt
Mozilla Firefox	Alt+Shift
Opera	Shift+Esc
Google Chrome	Alt or Alt+Shift
Safari	Alt or Alt+Shift

#### 2.1.2 Hot keys for Action

Task	Navigation Keys
Template	Ctrl+Shift+A
Generate	Ctrl+B

<b>Task</b>	<b>Navigation Keys</b>
Copy	Ctrl+Shift+C
Delete	Ctrl+D
Reverse	Ctrl+E
Hold	Ctrl+H
View	Ctrl+J
Ok	Ctrl+K
Cancel	Ctrl+L
Confirm	Ctrl+M
New	Ctrl+N
Operations	Ctrl+O
Print	Ctrl+P
Liquidate	Ctrl+Q
Reopen	Ctrl+R
Save	Ctrl+S
Display Till Content	Ctrl+T
Unlock	Ctrl+U
Rollover	Ctrl+Shift+V
Close	Ctrl+Shift+Y
Authorize	Ctrl+Shift+Z
Enter Query	F7
Execute Query	F8
Contextual Help	F1

### **2.1.3 Application Hot Keys**

<b>Task</b>	<b>Navigation Keys</b>
Customer Instructions	F6
Open Field	F9

Task	Navigation Keys
LOV/Calendar/Popup-Edit	

#### 2.1.4 **Access Keys for Menu Tree**

Task	Navigation Keys
Move to the above link	Up arrow
Move to the below link	Down arrow
Expand link	Right arrow
Collapse link	Left arrow


#### 2.1.5 **Access Keys for Navigation**

Task	Navigation Keys
Access Keys Information	0
Refresh Landing Page	1
Minimize or Maximize Menu	2
Drill down Main Navigation	3
Minimize	6
Close	7
Branch	B
Customer	C
Help	E
Fast Path	F
Sign Off	G

#### 2.1.6 **Access Keys for Tabs in Landing Page**

Browser	Navigation Keys
Home	H
Interactions	I
Window	N
Options	O

Browser	Navigation Keys
Preferences	P
Tasks	T
Workflow	W

 Once the focus is on the home tab, you can navigate the tabs using right or left arrows keys.

### 2.1.7 **Shortcuts for Windows and Widgets**

Browser	Navigation Keys
Switch between Windows	F2
Contextual Popup	F4
Close window	Ctrl+W
Close Dialogs	Esc
Next Tab	Ctrl+Page Down
Previous Tab	Ctrl+Page Up
Data Table	Up & Down keys
Navigate Between Rows	Tab & Shift+Tab
Navigate between cells	Home
First Page	Home
Previous Page	Page Up
Next Page	Page Down
Last Page	End
Add Row	Ctrl+Insert
Delete Row	Ctrl+Delete
Single Record View	Ctrl+I
Exit Table	Ctrl+Tab
Go to the form field before table	Ctrl+Shift+Tab

### 2.1.8 **Access keys for Calendar**

Browser	Navigation Keys
Previous Year	Home
Previous Month	Page Up
Next Month	Page Down
Next Year	End

## 2.2 **Links to Detailed Information**

The following sections provide you with the relevant links for detailed information on Oracle FLEXCUBE Accessibility.

### 2.2.1 **Documentation Accessibility**

For information about Oracle's commitment to accessibility, visit the Oracle Accessibility Program website at <http://www.oracle.com/pls/topic/lookup?ctx=acc&id=docacc>.

### 2.2.2 **Access to Oracle Support**

Oracle customers have access to electronic support through My Oracle Support. For information, visit <http://www.oracle.com/pls/topic/lookup?ctx=acc&id=info> or visit <http://www.oracle.com/pls/topic/lookup?ctx=acc&id=trs> if you are hearing impaired.





## Oracle FLEXCUBE Accessibility

[April] [2014]  
Version 12.0.3.0.0

Oracle Financial Services Software Limited  
Oracle Park  
Off Western Express Highway  
Goregaon (East)  
Mumbai, Maharashtra 400 063  
India

Worldwide Inquiries:  
Phone: +91 22 6718 3000  
Fax: +91 22 6718 3001  
[www.oracle.com/financialservices/](http://www.oracle.com/financialservices/)

Copyright © [2007], [2014], Oracle and/or its affiliates. All rights reserved.

Oracle and Java are registered trademarks of Oracle and/or its affiliates. Other names may be trademarks of their respective owners.

**U.S. GOVERNMENT END USERS:** Oracle programs, including any operating system, integrated software, any programs installed on the hardware, and/or documentation, delivered to U.S. Government end users are "commercial computer software" pursuant to the applicable Federal Acquisition Regulation and agency-specific supplemental regulations. As such, use, duplication, disclosure, modification, and adaptation of the programs, including any operating system, integrated software, any programs installed on the hardware, and/or documentation, shall be subject to license terms and license restrictions applicable to the programs. No other rights are granted to the U.S. Government.

This software or hardware is developed for general use in a variety of information management applications. It is not developed or intended for use in any inherently dangerous applications, including applications that may create a risk of personal injury. If you use this software or hardware in dangerous applications, then you shall be responsible to take all appropriate failsafe, backup, redundancy, and other measures to ensure its safe use. Oracle Corporation and its affiliates disclaim any liability for any damages caused by use of this software or hardware in dangerous applications.

This software and related documentation are provided under a license agreement containing restrictions on use and disclosure and are protected by intellectual property laws. Except as expressly permitted in your license agreement or allowed by law, you may not use, copy, reproduce, translate, broadcast, modify, license, transmit, distribute, exhibit, perform, publish or display any part, in any form, or by any means. Reverse engineering, disassembly, or decompilation of this software, unless required by law for interoperability, is prohibited.

The information contained herein is subject to change without notice and is not warranted to be error-free. If you find any errors, please report them to us in writing.

This software or hardware and documentation may provide access to or information on content, products and services from third parties. Oracle Corporation and its affiliates are not responsible for and expressly disclaim all warranties of any kind with respect to third-party content, products, and services. Oracle Corporation and its affiliates will not be responsible for any loss, costs, or damages incurred due to your access to or use of third-party content, products, or services.