

Oracle Insurance

**Insbridge Enterprise
Rating
Implementation Guide**

Release 4.8

August 2014

Copyright © 2014, Oracle and/or its affiliates. All rights reserved.

Oracle Insurance Insbridge Enterprise Rating Implementation Guide

Release 4.8.x

Part # E54868-01

Library # E54888-01

August 2014

Primary Authors: Mary Elizabeth Wiger

This software and related documentation are provided under a license agreement containing restrictions on use and disclosure and are protected by intellectual property laws. Except as expressly permitted in your license agreement or allowed by law, you may not use, copy, reproduce, translate, broadcast, modify, license, transmit, distribute, exhibit, perform, publish, or display any part, in any form, or by any means. Reverse engineering, disassembly, or decompilation of this software, unless required by law for interoperability, is prohibited.

The information contained herein is subject to change without notice and is not warranted to be error-free. If you find any errors, please report them to us in writing.

If this is software or related documentation that is delivered to the U.S. Government or anyone licensing it on behalf of the U.S. Government, the following notice is applicable:

U.S. GOVERNMENT END USERS: Oracle programs, including any operating system, integrated software, any programs installed on the hardware, and/or documentation, delivered to U.S. Government end users are "commercial computer software" pursuant to the applicable Federal Acquisition Regulation and agency-specific supplemental regulations. As such, use, duplication, disclosure, modification, and adaptation of the programs, including any operating system, integrated software, any programs installed on the hardware, and/or documentation, shall be subject to license terms and license restrictions applicable to the programs. No other rights are granted to the U.S. Government.

This software or hardware is developed for general use in a variety of information management applications. It is not developed or intended for use in any inherently dangerous applications, including applications that may create a risk of personal injury. If you use this software or hardware in dangerous applications, then you shall be responsible to take all appropriate fail-safe, backup, redundancy, and other measures to ensure its safe use. Oracle Corporation and its affiliates disclaim any liability for any damages caused by use of this software or hardware in dangerous applications.

Oracle and Java are registered trademarks of Oracle and/or its affiliates. Other names may be trademarks of their respective owners.

Intel and Intel Xeon are trademarks or registered trademarks of Intel Corporation. All SPARC trademarks are used under license and are trademarks or registered trademarks of SPARC International, Inc. AMD, Opteron, the AMD logo, and the AMD Opteron logo are trademarks or registered trademarks of Advanced Micro Devices. UNIX is a registered trademark of The Open Group.

This software or hardware and documentation may provide access to or information on content, products, and services from third parties. Oracle Corporation and its affiliates are not responsible for and expressly disclaim all warranties of any kind with respect to third-party content, products, and services. Oracle Corporation and its affiliates will not be responsible for any loss, costs, or damages incurred due to your access to or use of third-party content, products, or services.

CONTENTS

	PREFACE.....	4
	Audience.....	4
	Related Documents.....	4
	System Requirements.....	4
	Manual History.....	4
CHAPTER 1		
	PLANNING YOUR IBER SYSTEM.....	6
	Client Configuration Sizing Questions.....	6
	RateManager – (Design Tool)	6
	SoftRater Engine – (n# runtime engines).....	6
	General –.....	7
	Definitions.....	7
CHAPTER 2		
	CONFIGURATIONS.....	9
	Configuration Segments.....	9
	RateManager Configuration	10
	Integration Configuration Options	11
	SoftRater Configuration Options.....	14
CHAPTER 3		
	ENVIRONMENTS.....	18
	Authoring Environment.....	18
	Rating Environments.....	18
	Logical Environments.....	18
	SoftRater Native Environments	20
	Physical Environments.....	20
CHAPTER 4		
	PACKAGE MIGRATION.....	21
	The Program to Package Process	22
CHAPTER 5		
	WINDOWS ONLY ENVIRONMENT	24
	The Setup.....	24
	Example.....	25
	Package Management	26
	Example.....	27

CHAPTER 6	
	A WINDOWS/JAVA/ORACLE ENVIRONMENT 28
	The Setup 28
	Example..... 29
	Package Management 30
	Example..... 31
CHAPTER 7	
	WINDOWS/JAVA/SQL SERVER ENVIRONMENT 32
	The Setup 32
	Example..... 33
	Package Management 34
	Example..... 35
CHAPTER 8	
	A WINDOWS/JAVA/DB2..... 36
	The Setup 36
	Package Management 37
CHAPTER 9	
	SOFTRATER NATIVE ENVIRONMENT 38
	The Setup 38
	Package Management 39
SUPPORT	
	CONTACTING SUPPORT 40
INDEX	
	INDEX 41

PREFACE

Welcome to the *Oracle Insurance Insbridge Enterprise Rating Implementation Guide*. The Insbridge Enterprise Rating (IBER) system is a web-based application with a database backend that can be configured to utilize many different and complex configurations. This guide will assist with the planning and implementation of your IBER system.

AUDIENCE

This guide is intended for system administrators, installers, database administrators and others tasked with installing and configuring the IBER system and associated databases.

RELATED DOCUMENTS

For more information, refer to the following Oracle resources:

- The Oracle Insurance Insbridge Enterprise Rating Operating Environments for Hardware and Software.
- You can view this guide on-line at this address:

<http://www.oracle.com/technetwork/documentation/insurance-097481.html>

SYSTEM REQUIREMENTS

For minimum operating system and hardware requirements, please see the Oracle Insurance Insbridge Enterprise Rating Operating Environments for Hardware and Software guide.

Manual History

New editions incorporate any updates issued since the previous edition.

Edition	Publication Number	Product Version	Publication Date	Comment
1 st Edition	P01-781-01	V 3.13	December 2009	Initial Release
2 nd Edition	P01-781-02	R 4.0	April 2010	Update Release
3 rd Edition	P01-781-03	R 4.0.1	August 2010	Update Release
4 th Edition	P01-781-04	R 4.1	December 2010	Update Release
5 th Edition	P01-781-05	R 4.5	May 2011	Update Release
6 th Edition	P01-781-06	R 4.5.1	September 2011	Update Release
7 th Edition	P01-781-07	R 4.6	May 2012	Update Release
8 th Edition	P01-781-08	R 4.6.1	November 2012	Update Release
9 th Edition	P01-781-09	R 4.7	September 2013	Update Release

PLANNING YOUR IBER SYSTEM

Prior to installation, you should have an idea of the type of setup you want to create. If you do not have everything completely planned out, you can still proceed. Environments and machines can be removed or added later on. The Oracle Insurance Insbridge Enterprise Rating system (IBER) is expandable and can accommodate a few different configurations.

CLIENT CONFIGURATION SIZING QUESTIONS

The following questions may help you define the usage and demands that will be placed on the Insbridge system. This may also help to get a clearer understanding of all the areas where the Insbridge system may be utilized. Overall, it is very beneficial to get an idea of the anticipated environments, and identify the peak and average activities around rate loading, testing, pricing analytics, and rating before selecting a hardware/software configuration.

RateManager – (Design Tool)

1. How many concurrent users will be accessing the RateManager design-time tool?
2. Will the RateManager MS-SQL Server database be hosted on the same or separate server?
3. In addition to rating implementation, will Insbridge be used for any actuarial activities?
 - What size book of business might be used for Impact Analysis?
 - When will these activities be done?

SoftRater Engine – (n# runtime engines)

1. What is the peak and average production rating engine traffic (number of quotes/policies)?
2. Batch
 - Will there be a nightly batch cycle (for renewals, endorsements, etc.)?
 - If so, what size will the batch cycles be?
 - Is there a time window involved?
3. Will you use the .NET or Java SoftRater engine?
4. What type of database will the SoftRater engine utilize?
 - .NET SoftRater engine- MS SQL Server
 - Java SoftRater engine - Oracle, MS SQL Server or IBM DB2

5. What application platform will be used for the SoftRater engines?
 - .NET SoftRater engine - Windows
 - Java SoftRater engine - WebLogic, WebSphere or JBoss
6. If planning to use the Java SoftRater engine:
 - Will there be multiple JVMs per server?
 - Will the JVM(s) be shared with other applications?
7. Will an N-Tier environment be utilized with a separate database and application server for each SoftRater engine?
8. How do you plan to interface with the SoftRater Engine (SOAP, HTTP POST or Direct EJB)?
9. Do you require or plan on clustering?

General –

1. Is the hardware designated for Insbridge exclusive to Insbridge, or will it be shared with other products?
2. What will the testing environment architecture; i.e. will there be DEV, QA, UAT, PROD environments?
3. What is the business process that you need to follow- what users will be creating programs, who will be testing?
4. Approximately how many unique inputs per rating transaction?
5. Approximately how many unique outputs per rating transaction?

NOTE: *It is possible to have RateManager, IBFA/SoftRater for Windows and the MS SQL Server database all reside on the same machine. This configuration is not recommended due to security and performance issues.*

Definitions

Some commonly used terms when installing or using the Oracle Insurance Insbridge Enterprise Rating system:

- **IBER:** Insbridge Enterprise Rating System. This is the entire system.
- **IBFA:** Insbridge Framework Administrator. IBFA is an administrative tool used to configure Insbridge applications and setup RateManager database connections. IBFA will be located on a Windows Server machine. IBFA/SR-WIN is an Insbridge Framework Administrator/SoftRater for Windows.
- **IBSS:** Insbridge SoftRater Server. IBSS is the administrative tool for the SoftRater engine. The SoftRater engine is a multi-platform component within IBER that executes the rules, rating and

underwriting instructions as defined by the user in RateManager. IBSS is usually located on a Java machine. IBSS/SR-JAVA is an Insbridge SoftRater Server/SoftRater for Java.

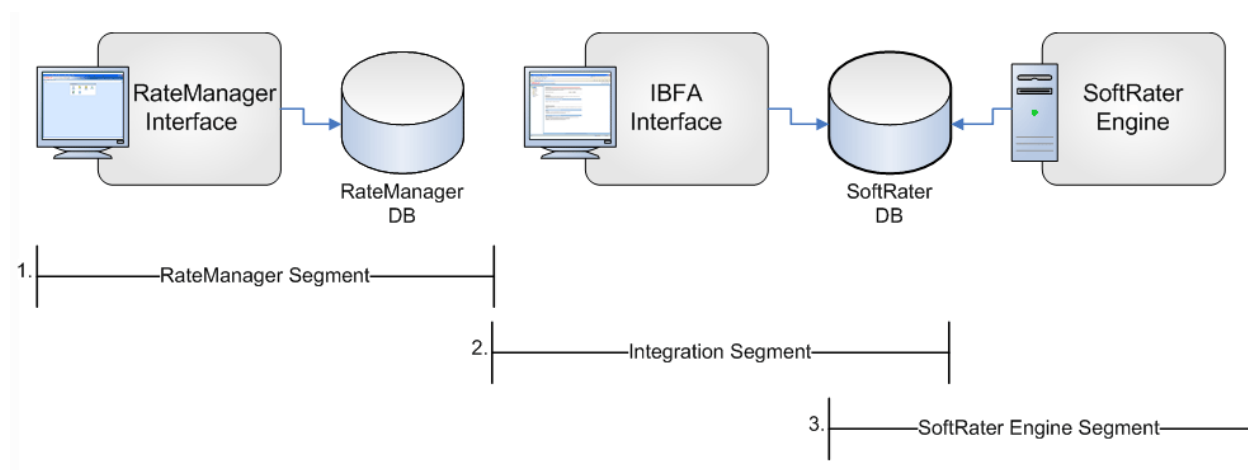
- **SoftRater Node:** A SoftRater node is either an IBFA (without RateManager) or IBSS instance on a physical environment.
- **SoftRater Native:** SoftRater Native is a remote instance of SoftRater that can execute rules and rating logic in environments where access via the SoftRater web-services is not desired or possible.
- **RM:** RateManager. RateManager is a component within IBER that enables users to manage the product definition and modification process, including rating and underwriting logic.
- **SR:** SoftRater. The engine that executes the rating, rules and underwriting instructions defined within RateManager. The rating environment for runtime execution and processing of business content. SoftRater can be further defined by the operating system where it has been loaded.
- **SR-WIN:** SoftRater for Windows. This is also another name for IBFA.
- **SR-JAVA:** SoftRater for Java. This is also another name for IBSS.
- **SRP:** SoftRater Packages. A package that holds all the RateManager logic for a specific program and version.
- **VFS:** Virtual File Servers. Virtual file server management allows you to access environments that are located on other machines in different locations where packages can be downloaded.
- **Package Location:** A pointer to a location where SoftRater Packages (SRP's) are stored.
- **Physical Environment:** A physical environment is generally referred to as a physical machine.
- **Authoring Environment:** The physical machine where RateManager is installed.
- **Rating Environment:** The physical machine(s) where SoftRater is installed. This is typically the same as a SoftRater node.
- **Logical Environment:** An environment created for a subscriber in IBFA. It defines package location, engine location and database location in addition to several other supporting data items. This environment is used for rating and/or SRP management. Each database connection will have a logical environment.

CONFIGURATIONS

There is more than one possible combination of RateManager, IBFA/SoftRater for Windows and/or IBSS/SoftRater for Java that can be implemented. There is also more than one possible database to utilize; Oracle 11g, Oracle 10g, Oracle XE, IBM DB2, and/or MS SQL Server. This flexibility allows you to create as many environments as you need to the configuration that best fits your business.

Configuration Segments

The IBER system can be divided into three configuration segments.



Segment 1 is the **RateManager Segment**. This segment is where the authoring environment, RateManager, is located. RateManager users are the internal users of the system; product managers, actuaries, and business analysts, rate loaders, etc. This does not include agents or consumers.

Segment 2 is the **Integration Segment**. This segment is where the IBFA Interface resides. IBFA is a component within the IBER System that enables administrators to configure RateManager and SoftRater. The IBFA interface overlaps slightly with the run-time engines, SoftRater. This segment may contain one or more SoftRater engines.

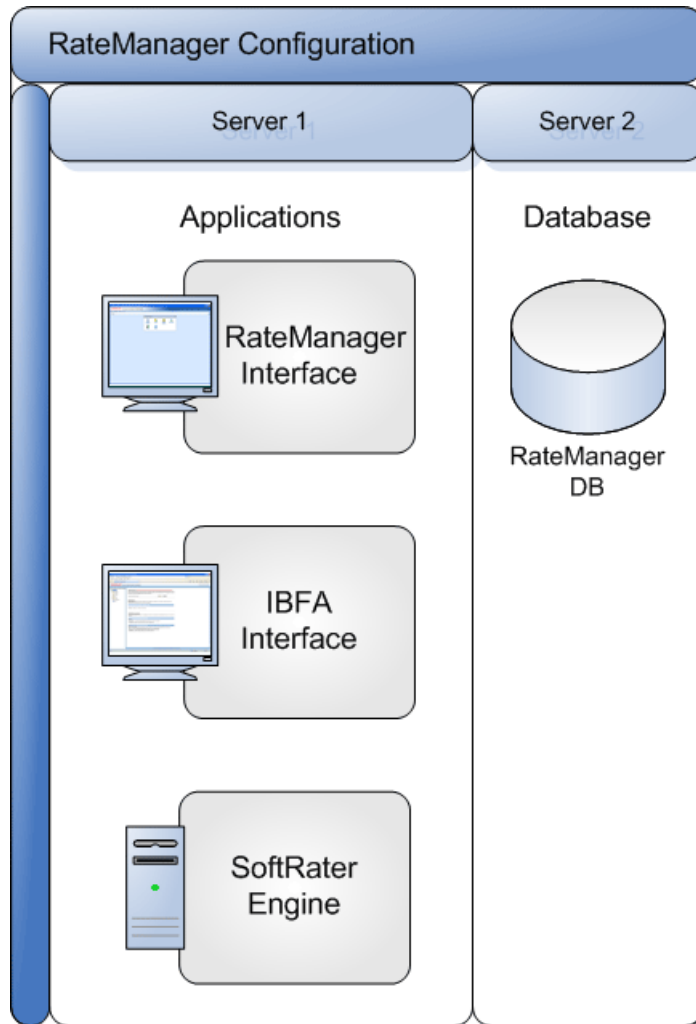
Segment 3 is the **SoftRater Engine Segment**. This segment is where the run-time engines, SoftRater, are located. The SoftRater configuration should be determined by simultaneous traffic, both from online transactions as well as batch rating cycles. This segment may also contain one or more SoftRater engines.

RateManager Configuration

The RateManager segment has a very straightforward configuration consisting of two machines:

- Server 1 holds the applications
- Server 2 holds the database

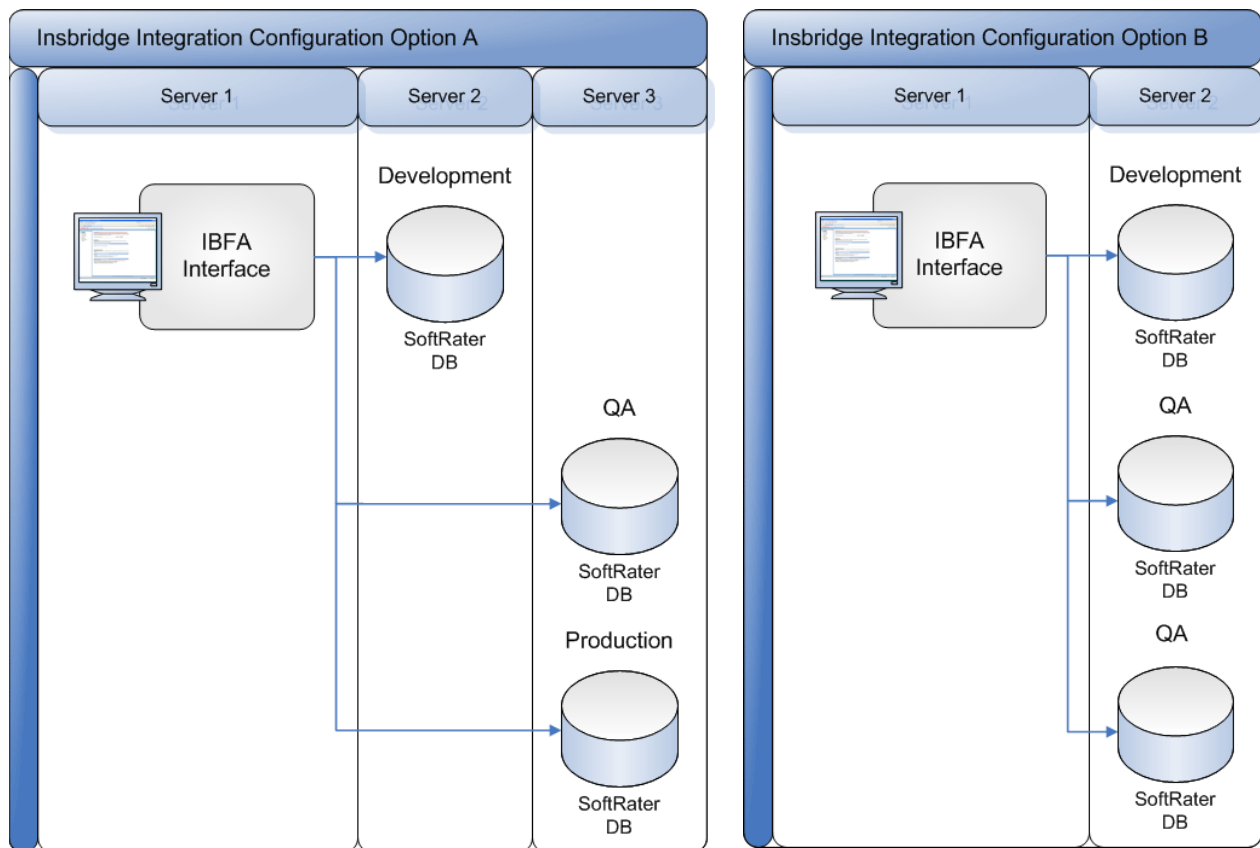
This is a very common configuration for IBER customers.



Integration Configuration Options

IBFA is used to migrate content as an SRP from RateManager to the SoftRater database. There are numerous configurations that can be used to accommodate content deployment.

IBFA must reside on the same server as RateManager.



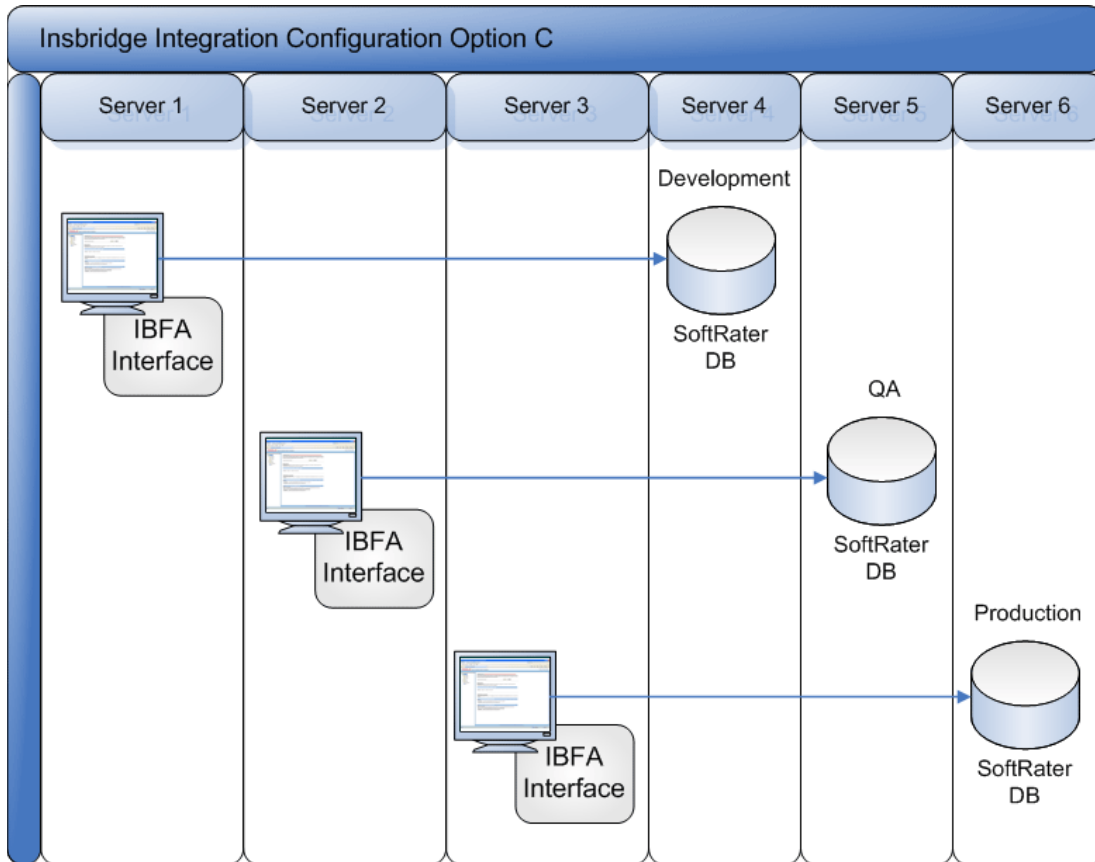
In **Option A**, three servers are used:

- Server 1 holds the IBFA instance. This is the server where RateManager also would be located.
- Server 2 holds the Development database
- Server 3 holds the QA and Production databases

Placing QA and Production together will allow for true QA standards.

In **Option B**, two servers are used:

- Server 1 holds the IBFA instance. This is the server where RateManager also would be located.
- Server 2 holds all the databases

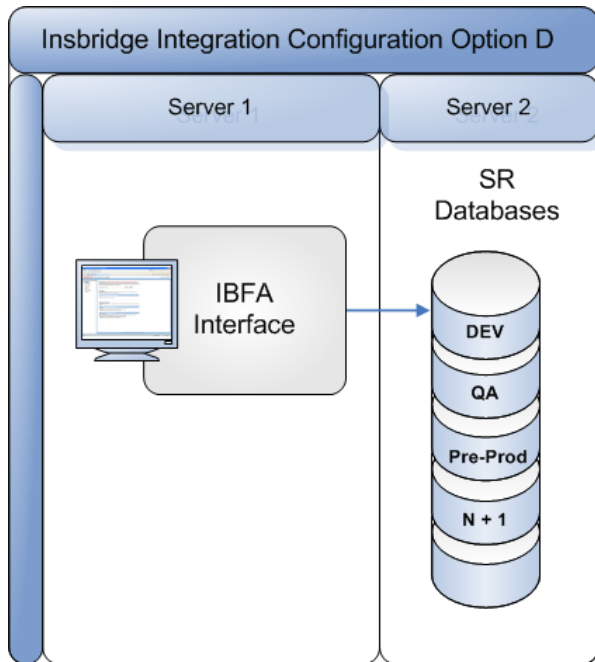


In **Option C**, six servers are used:

- Server 1 holds an IBFA instance. This is the server where RateManager also would be located.
- Server 2 holds an IBFA/IBSS for Windows instance
- Server 3 holds an IBFA/IBSS for Windows instance
- Server 4 holds the Development database
- Server 5 holds the QA database
- Server 6 holds the Production database

Servers 2 and 3 would be mirror images of each other to allow for true QA standards.

Servers 5 and 6 would be mirror images of each other to allow for true QA standards.



In **Option D**, two servers are used:

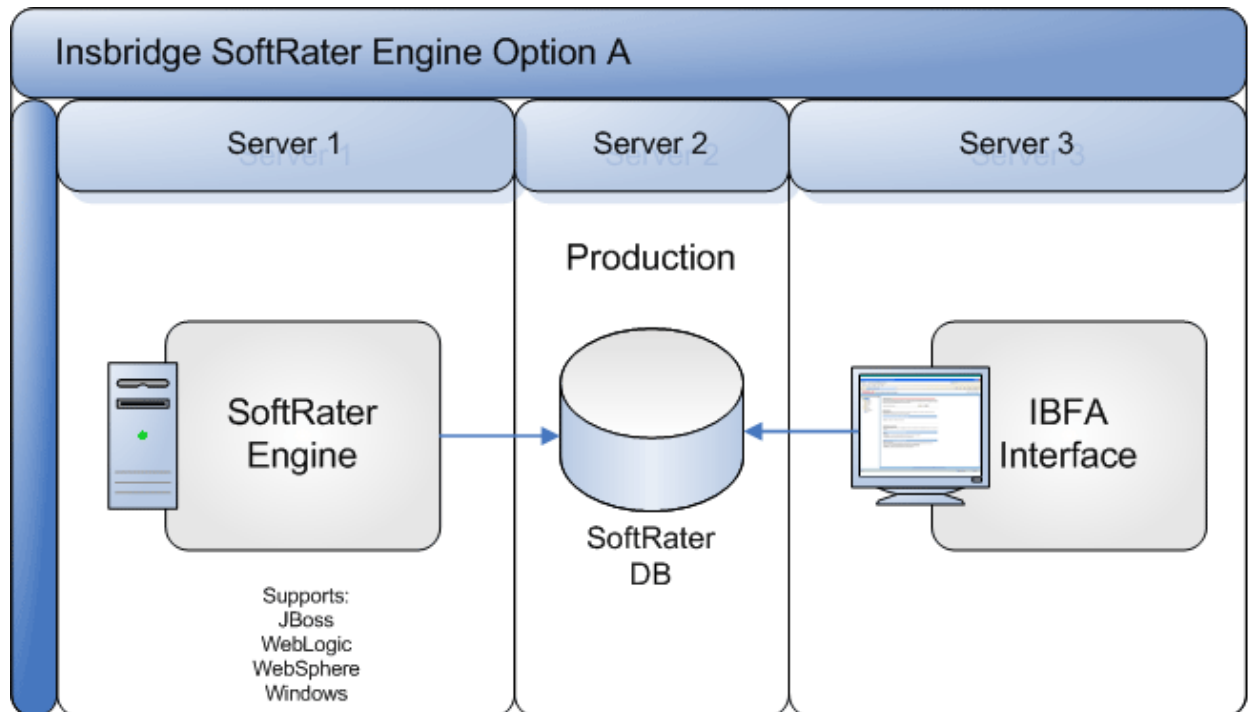
- Server 1 holds the IBFA instance. This is the server where RateManager also would be located.
- Server 2 holds all the databases. One database can be used to house all SoftRater database schema instances.

SoftRater Configuration Options

The SoftRater engine can be implemented in a number of configurations to meet various business performance needs.

The SoftRater engine can be duplicated numerous times to form an engine farm. The SoftRater database also can be duplicated numerous times to enable x number of engines to be running.

When multiple SoftRater database instances are configured, the exact data content must be loaded to all database instances.

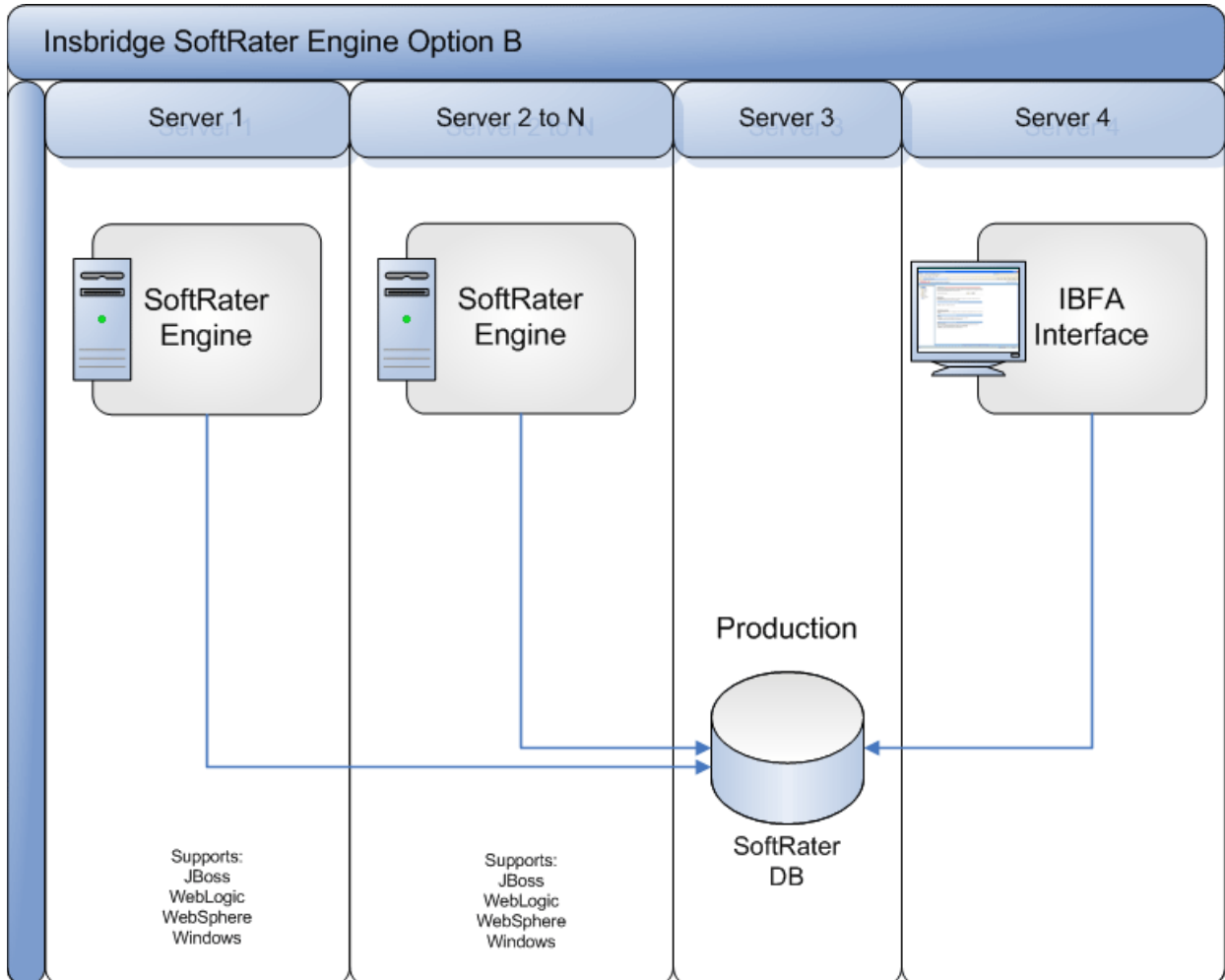


In **Option A**, three servers are used:

- Server 1 holds the SoftRater Engine
- Server 2 holds the Production database
- Server 3 holds the IBFA instance. This is the server where RateManager also would be located.

In Option B, the SoftRater engine is running multiple instances and accessing a single SoftRater database. 1 to N instances of the SoftRater engine can be deployed in a farm configuration for load balancing.

This configuration also can be leverages in Development and QA environments, not just Production.



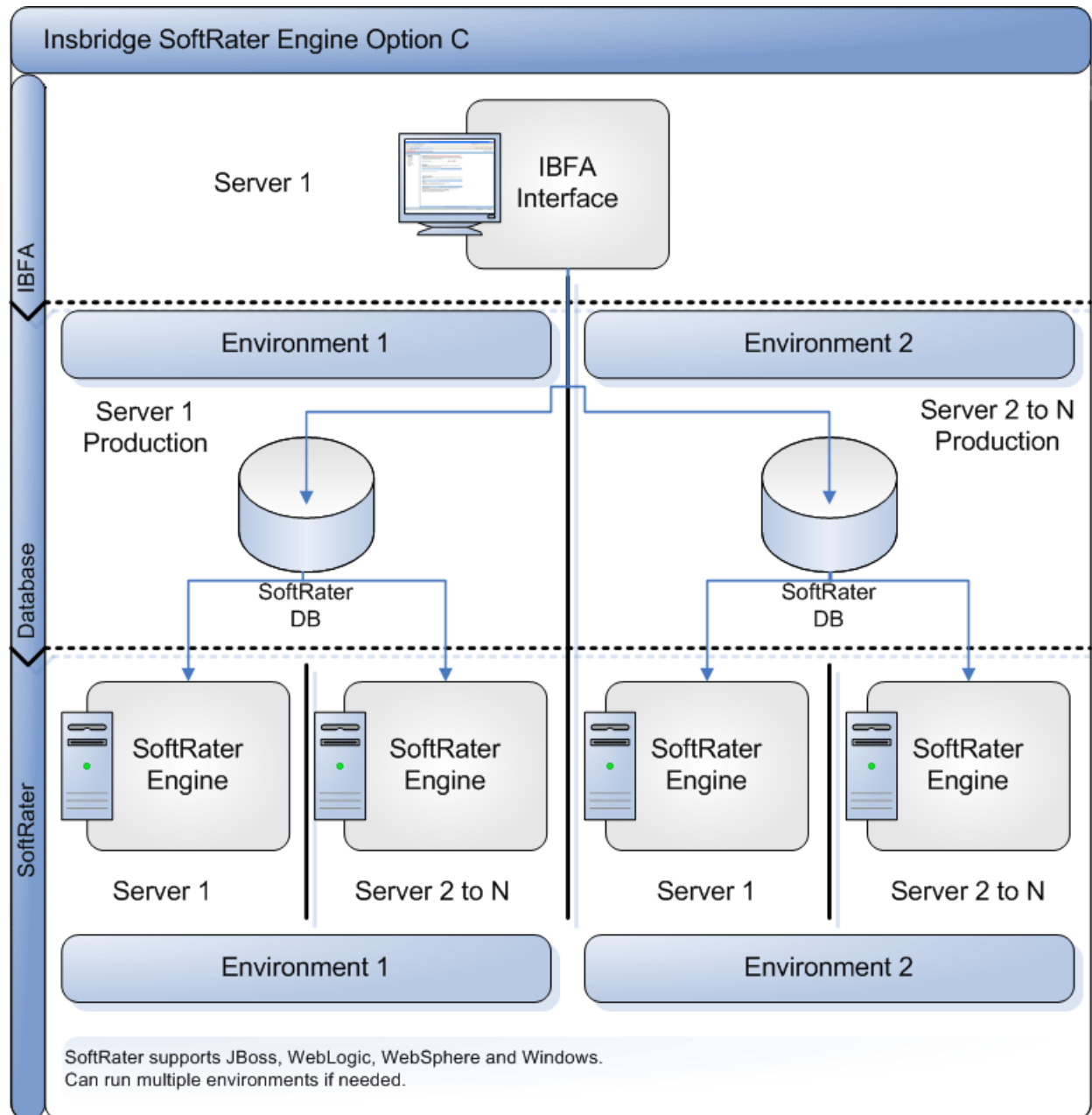
In **Option B**, four servers are used:

- Server 1 holds the SoftRater Engine
- Server 2 also holds a SoftRater Engine
- Server 3 holds the Production database that each SoftRater Engine accesses.
- Server 4 holds the IBFA instance. This is the server where RateManager also would be located.

In Option C, the SoftRater engine is running multiple instances and accessing a single SoftRater database. 1 to N instances of the SoftRater engine and 1 to N instance of the SoftRater database can be deployed in a farm type configuration for load balancing.

The SoftRater database instance content must be identical in this configuration.

The SoftRater engine can run multiple environments at one time.



In **Option C**, there are a total of seven servers:

- There is one server at the IBFA level:

- Server 1 holds an IBFA instance. This is the server where RateManager also would be located.
- There are two servers at the Database level:
 - Server 1 holds the Production database for Environment 1
 - Server 2 to N holds the Production database(s) for Environment 2
- There are four servers at the SoftRater level:
 - Server 1 holds a SoftRater Engine for Environment 1
 - Server 2 to N holds SoftRater engine(s) for Environment 1
 - Server 1 holds a SoftRater Engine for Environment 2
 - Server 2 to N holds SoftRater engine(s) for Environment 2

Chapter 3

ENVIRONMENTS

There are different types of environments in the IBER system.

Authoring Environment

The authoring environment is the physical machine where RateManager is installed. This machine must be a Windows Server machine and must utilize a MS SQL Server database.

Although it is possible to have more than one authoring environment, it is best practice to have only one authoring environment.

Rating Environments

The rating environments are comprised of the physical machines where SoftRater is installed. There are typically multiple rating environments set up for deployment; Quality Assurance (QA), Production, etc.

Logical Environments

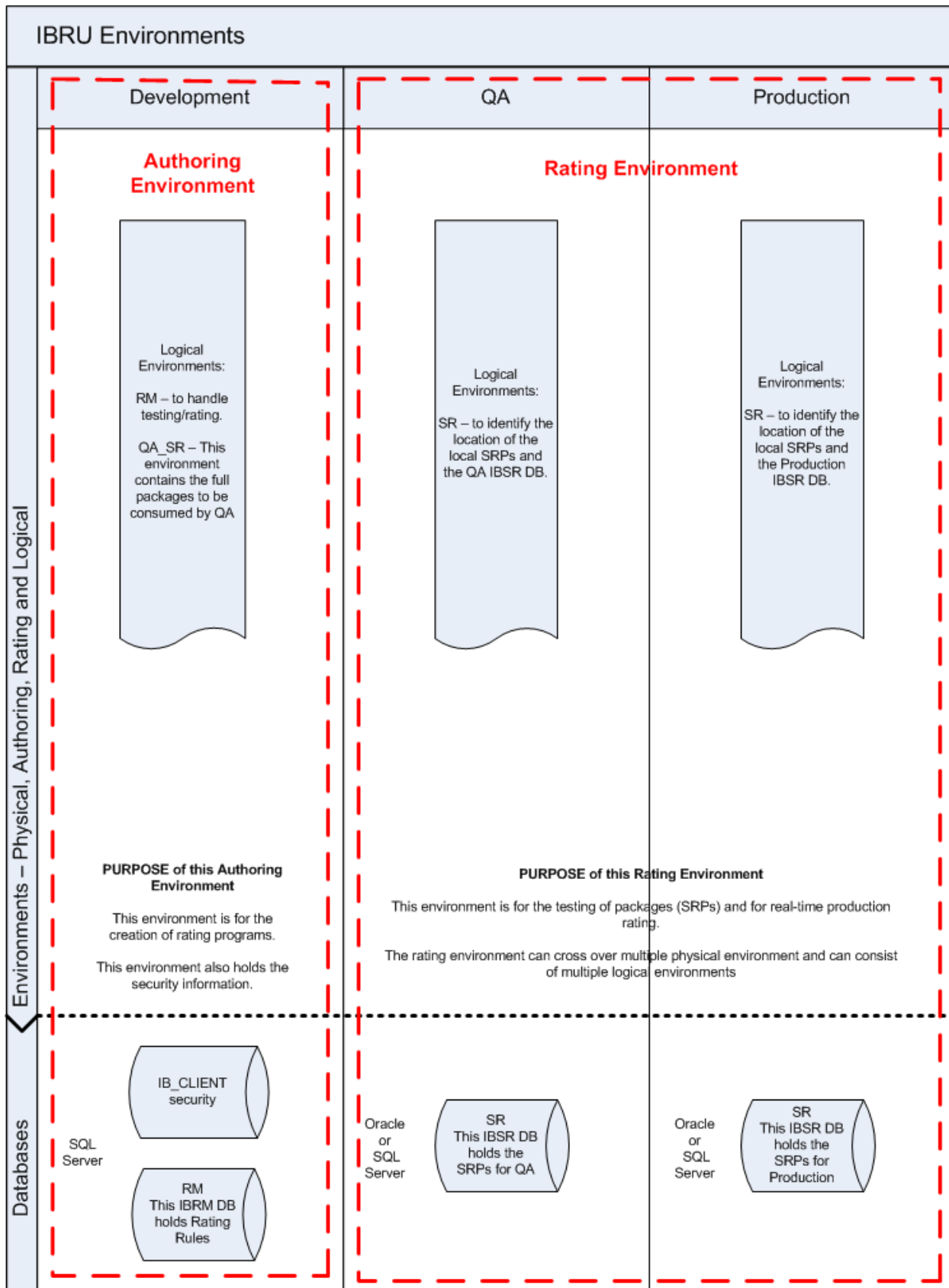
A logical environment is an environment created for a subscriber in IBFA or IBSS. This environment is used for rating and/or SoftRater package (SRP) management. The logical environment defines package location, engine location and database location in addition to several other supporting data items.

When you create logical environments, you enter the package storage locations. These are the system folders where SoftRater packages (SRP) are stored. When an SRP is created, the file is stored in the folder location configured in the environment that the package was created for.

When a program is ready to go from development to the QA environment, the SRP will be placed in the folder location that was designated for the logical environment selected. An SRP can be copied from one logical environment to another from the SRP listing screen in IBFA. SRPs can also be copied from a different physical machine (that has IBFA installed) by creating a Virtual File Server.

In a Java environment, the rating environment IBFA will handle the copying and loading. No Virtual File Server will be created. IBFA does the package management and migration. This can only be performed by IBFA. Java environments are for rating only.

You can create as many logical environments as you want to manage. Common logical environments include one for the RateManager (authoring) environment and multiple SoftRater (rating) environments.



SoftRater Native Environments

SoftRater Native provides the ability to execute rules and rating logic in environments where access via the SoftRater web-services is not desired or possible. For example, an agent's laptop that is not connected to the web, a network, or a legacy non-web enabled system.

A SoftRater Native environment is the rating environment that the local instance, for example an agent's laptop, will use. It is the local engine that will execute the rating, rules and underwriting instructions defined within RateManager. Multiple SoftRater environments can be loaded on the local instance. Only one default environment will be allowed. The default environment is the environment that will be used to rate unless another environment is specified in the request XML.

An Oracle XE database is required for a SoftRater Native environment. Oracle XE has a 4GB limit and allows for only 1 instance.

Physical Environments

One of the main considerations for a configuration is how the physical environments will be utilized. A physical environment generally refers to a physical machine where a specific activity is performed. For example, a physical environment called development could be created where users only create rating programs. Another physical environment called QA could be where users only test programs. There is no limit to the number of physical environments you can have.

It is best practice to have three physical environments be setup; one for development, one for testing or quality assurance (QA) and one for production.

- **Development** – this environment holds RM and an IBFA instance on the same Windows Server machine and will utilize a MS SQL Server database. This environment is used for the creation of rating and underwriting logic. Once development is complete, SRPs will be copied into a QA environment.
- **QA** – this environment can contain either an IBFA instance or an IBSS instance, depending upon the database and machine to be used. If a Windows machine is used, an IBFA instance will be installed. If a Java machine is used, an IBSS instance will be installed. This environment is most often used for the testing of SRPs prior to being placed into Production. Once testing is complete, SRPs will be copied to production.
- **Production** – this environment can contain either an IBFA instance or an IBSS instance, depending upon the database and machine to be used. If a Windows machine is used, an IBFA instance will be installed. If a Java machine is used, an IBSS instance will be installed. This environment is most often used for rating.

PACKAGE MIGRATION

Each environment type handles packages.

- The Authoring environment is where RateManager programs become RateManager packages and then SoftRater packages.
- The Integration environment is where SoftRater packages are loaded into the appropriate rating or SoftRater environment.
- The Rating or SoftRater environment is where rating takes place. When rate requests are sent through, this is the environment that handles the request. This may also be called the Production environment. The rating environment may consist of one or more SoftRater engines.

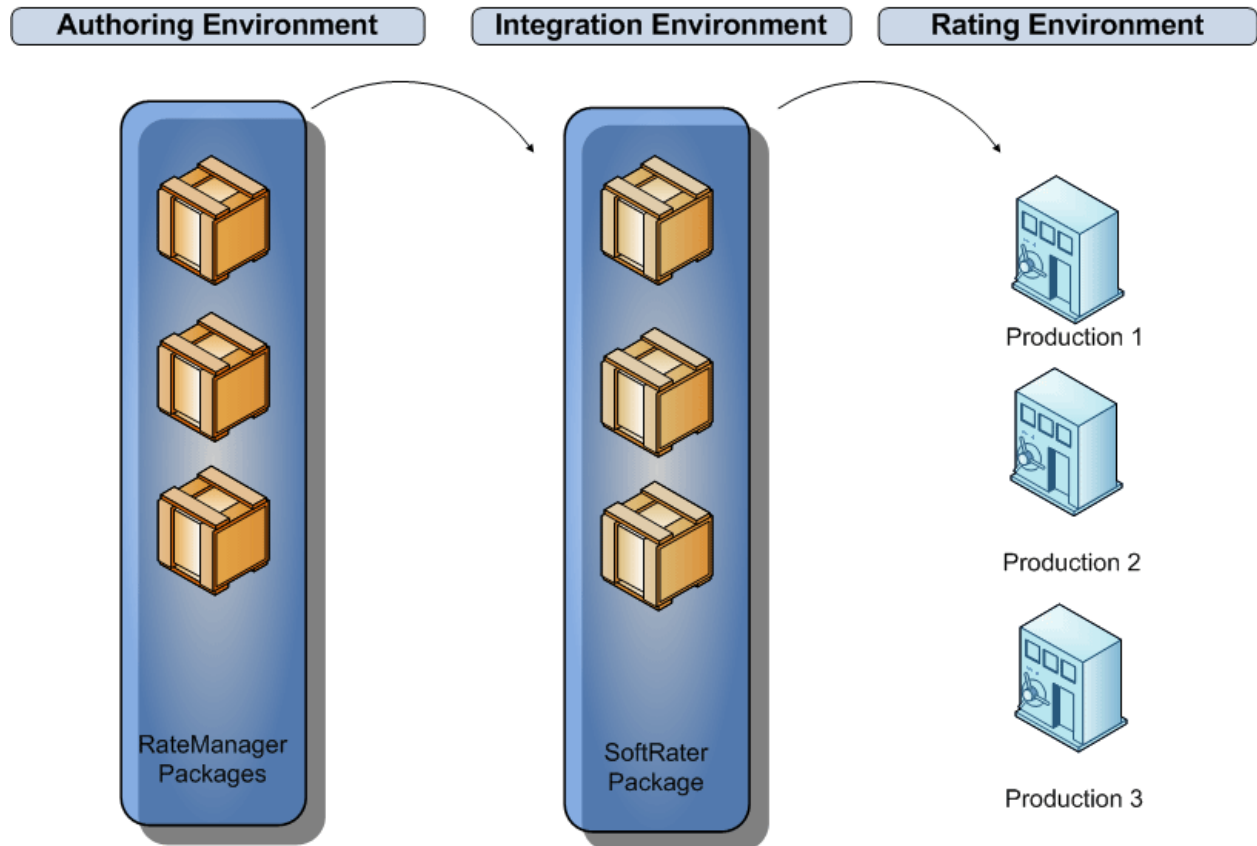


Figure 1 Package Migration

Package start in the authoring environment, move through the integration environment and in to the rating environment.

The Program to Package Process

All packages start off as programs.

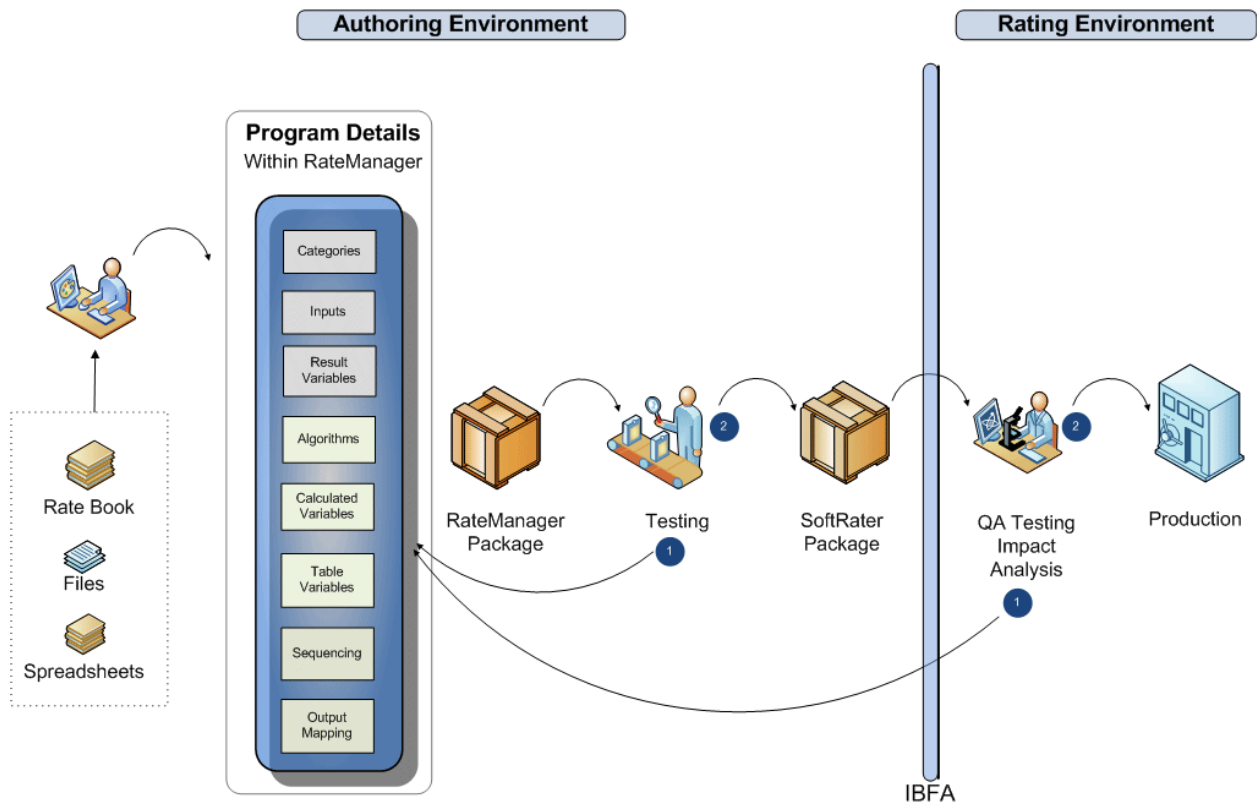


Figure 2 The Process of Program to Package

Authoring Environment

To create a package, you begin by creating a program in the Authoring Environment. The process can be broken down into three phases:

Design Phase: Gathering Rating Materials: Prior to creating a program, users should gather rating materials to use for reference. Having data files and spreadsheets can help determine what calculations are needed and what the desired rating results should be.

Build Phase: Creating a Program: Programs are created and managed in RateManager.

The Program Details tab holds the elements of a program. Programs are comprised of various elements that perform the calculations needed to return the desired results.

When the program is ready, a RateManager package is created. A RateManager package is available only in the authoring environment.

Testing Phase: Programs should be tested in RateManager prior to being deployed in a Rating or SoftRater environment. Testing allows users to verify their program elements, and calculations. At the completion of testing, users can:

1. **Return to RateManager.** If required, a program can have additional edits made or a new version created. After the edits have been done, the program needs to be packaged again. The updated package is now available to be retested.
2. **Deploy to a SoftRater environment.** If the program is returning the desired rating results and no other changes are needed, a SoftRater package can be created.

Rating Environment

When a SoftRater package is created, it enters the Integration environment, IBFA. Users must load the SoftRater packages in to a Rating or SoftRater environment from IBFA. The package should be thoroughly tested before being made available for rating. In the Rating environment, two phases can be performed:

Testing Phase: Programs should be tested in a true QA environment prior to being deployed in Production. The QA environment should mirror the Production environment exactly. Testing in a true QA environment allows users to see the exact results that will be returned to customers. Testing can be performed on the Impact Analysis tab in RateManager. At the completion of testing, users can:

- a. **Return to RateManager.** If required, a program can have additional edits made or a new version created. After the edits have been done, the program needs to be packaged again. The updated package is now available to be retested. Returning to RateManager does not require any IBFA action to be performed.
- b. **Deploy to Production.** If the program is returning the desired rating results and no other changes are needed, the package can be loaded to a Production environment.

Production Phase: Production is where rating will take place. When a rate request is sent down, the package(s) in Production are used. Production cannot be edited and will remain in place until deleted or an updated package is loaded.

Chapter 5

WINDOWS ONLY ENVIRONMENT

This example has three physical environments each with its own application machine and database machine. It is possible to put all MS SQL Server databases on one database machine or divide over two machines. If you select to use one or two MS SQL Server database machines, clear and precise naming of the associated databases is recommended.

RateManager and IBFA must run on a Windows Server machine. No other operating system will be required. RateManager will be installed on the Development machine only.

NOTE: *While it is possible to have RateManager, IBFA and the database server all on the same machine, it is not recommended due to performance and security issues. This option will not be discussed in this document.*

THE SETUP

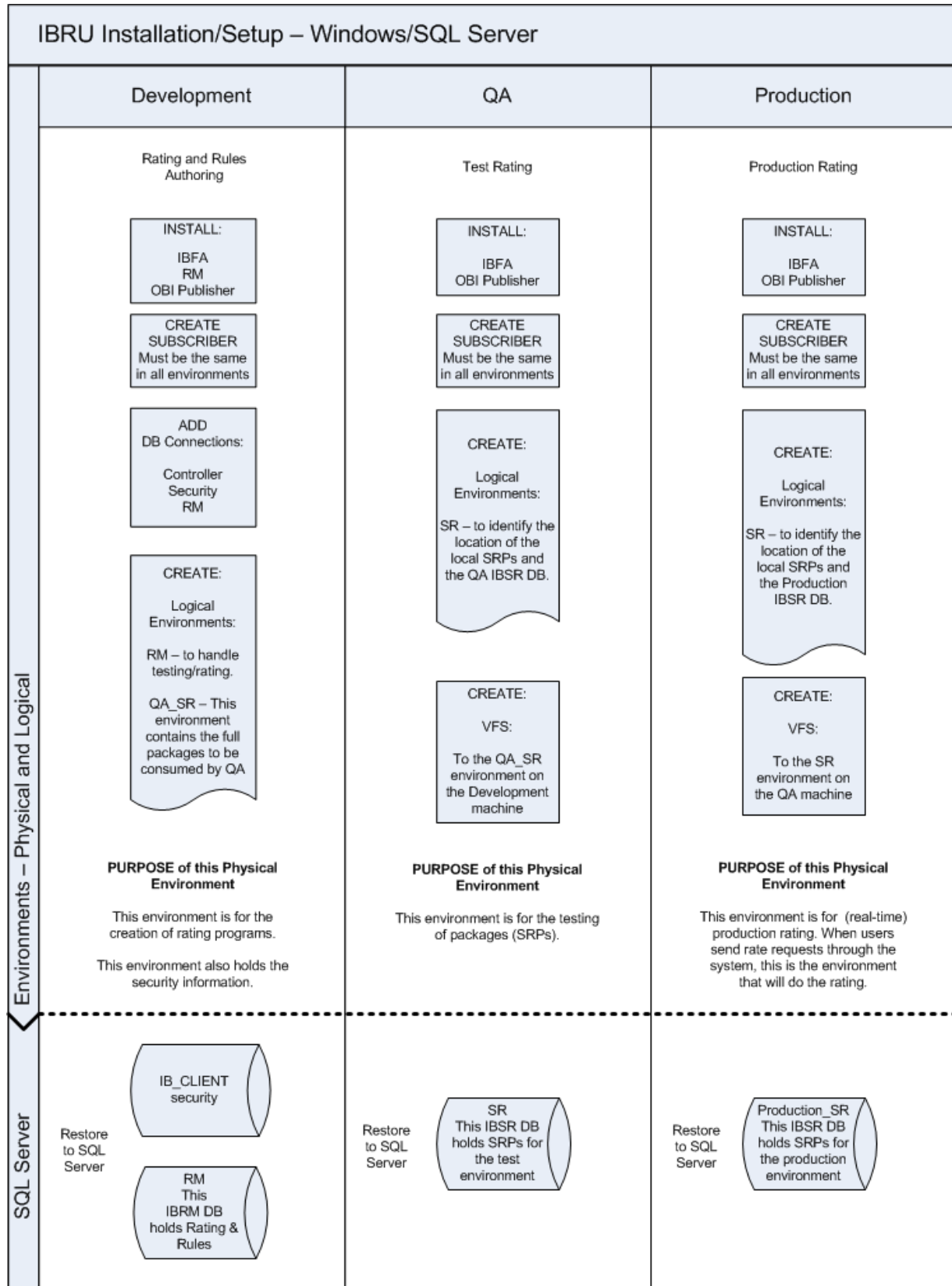
1. All three instances of IBFA will need to be configured the same.
2. In the **Development** environment:
 - a. RateManager and IBFA/SR-WIN would be located on the same Windows machine.
 - b. OBI Publisher is installed for reports to be created.
 - c. On the IBFA/SR-WIN for this environment, three database connections would be created (RM, Security and Controller) and two logical environments would be created.
 - d. Two databases would be attached to a separate MS SQL Server machine.
3. In the **QA** environment:
 - a. IBFA/SR-WIN would be located on a Windows machine.
 - b. OBI Publisher is installed for reports to be created.
 - c. On the IBFA/SR-WIN for this environment, one logical environment and one virtual file server would be created.
 - d. One database would be attached to a separate MSSQL Server machine.
4. In the **Production** environment:
 - a. IBFA/SR-WIN would be located on a Windows machine.
 - b. OBI Publisher is installed for reports to be created.
 - c. On the IBFA/SR-WIN for this environment, one logical environment and one virtual file server would be created.
 - d. One database would be attached to a separate MS SQL Server machine.

You can add another environment if necessary. For example, if you wanted to create a training environment or a second level of testing, you could add these environments in where you wanted.

There are other combinations of application servers and databases that you can use. Please contact your Insbridge representative for more information on the configuration that you would like to have.

NOTE: *The names used in the logical environments are for example only. You should name your environments according to your company's standards.*

Example



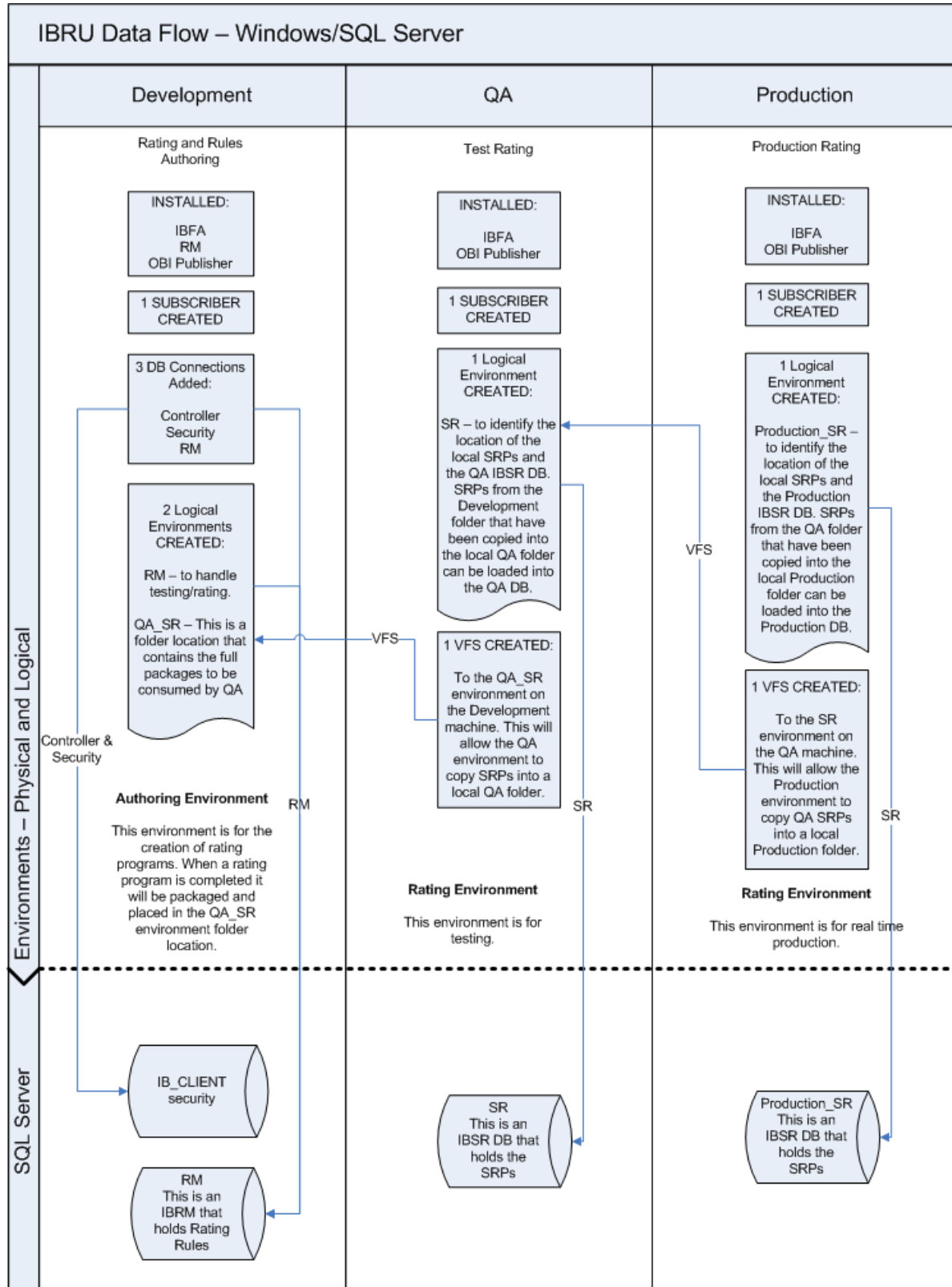
PACKAGE MANAGEMENT

The way SRPs move in a Windows only environment is from Development to QA to Production. Each environment will have an IBFA to manage SRPs.

1. All three application machines would use the same subscriber ID. The subscriber ID must be uniform across all environments in order for each environment to consume the previous environments SRPs.
2. In the **Development** environment:
 - a. A client database, a security database and a RateManager database connection would be created. The client and security databases will allow users to login. The RateManager database will hold the rating and rules logic used in SRPs.
 - b. A RateManager logical environment and a QA_SR logical environment would be created. The RateManager logical environment will allow for local rating to be performed in this environment. The QA_SR logical environment will be used as a holding site for SoftRater (full) SRPs. SRPs that are ready to be copied over to the QA environment for testing will be stored here.
3. In the **QA** environment:
 - a. One logical environment would be created here to identify the location of the RateManager (local) SRPs and the QA IBSR DB.
 - b. One virtual file server would be created to copy the SRPs from the Development folder on to the local QA folder. These SRPs would be loaded into the QA DB.
4. In the **Production** environment:
 - a. One logical environment would be created here to identify the location of the RateManager (local) SRPs and the Production IBSR DB.
 - b. One virtual file server would be created to copy the SRPs from the QA folder on to the local Production folder. These SRPs would be loaded into the Production DB.
 - c. This environment would be used for real time production rating.

NOTE: *The names used in the logical environments are for example only. You should name your environments according to your company's standards.*

Example



A WINDOWS/JAVA/ORACLE ENVIRONMENT

The Windows/Java environment utilizing an Oracle database example will be displayed by machine and contains 3 application servers and 2 database servers. There are still three environments; development, QA and Production. The Oracle database server will contain two separate databases. Clear and precise naming of the associated databases is recommended.

SoftRater can be run on a non-Windows machine if a compatible application server platform such as WebLogic, WebSphere, or JBoss is running as well. If a non-Windows machine is used for SoftRater, you will need to download a Java version of SoftRater from Oracle Software Delivery Cloud. The Java version of SoftRater will need to be loaded onto the machine with the compatible application server platform.

The Oracle database can be setup after the subscriber has been created and the lines of business have been selected. You will need this information to complete the Oracle database setup.

THE SETUP

1. The **Development** environment:
 - a. Contains one Windows Server app server and one separate MS SQL Server database.
 - b. RateManager and IBFA/SR-WIN would be located on the same Windows machine. RateManager and IBFA must run on a Windows Server machine.
 - c. OBI Publisher is installed for reports to be created.
 - d. The subscriber ID would be created here.
 - e. On the IBFA/SR-WIN for this environment, three database connections would be created and three logical environments would be created.
 - f. The Oracle client would be run on the Windows machine.
 - g. Two databases would be attached to the MS SQL Server machine.
2. The **QA** environment:
 - a. Contains one JAVA application server with WebLogic, WebSphere or JBoss installed and running. There is one separate Oracle database server that will be shared between QA and Production.
 - b. IBSS/SR-JAVA would be loaded on the JAVA machine.
 - c. On the IBSS/SR-JAVA for this environment, one logical environment would be created.
 - d. One QA database would be created on the Oracle machine.
3. The **Production** environment:
 - a. Contains one JAVA application server with WebLogic, WebSphere or JBoss installed and running. There is one separate Oracle database server that will be shared between QA and Production.
 - b. IBSS/SR-JAVA would be loaded on the JAVA machine.
 - c. On the IBSS/SR-JAVA for this environment, one logical environment would be created.
 - d. One PRODUCTION database would be created on the Oracle machine.
4. The **Oracle** Server:
 - a. Requires that the Oracle DBA run the DDLs.
 - b. Requires that the Oracle DBA create a DT table for each line of business in each of the two database created. The subscriber ID and line of business number will be required.

Example

IBRU Installation/Setup – Windows/JAVA Incorporating an Oracle DB				
Development Windows	SQL	Oracle	QA Java	Production Java
<p>Rating and Rules Authoring</p> <p>INSTALL: IBFA RM OBI Publisher</p> <p>RUN: Oracle client</p> <p>CREATE SUBSCRIBER</p> <p>ADD DB Connections: Controller Security RM</p> <p>CREATE: Logical Environments: RM – to handle testing/rating. QA_SR – This environment contains the full packages to be loaded to the QA DB. Production SR – This environment contains the full packages to be loaded to the Production DB.</p> <p>PURPOSE For setting up this Physical Environment This environment is for the creation of rating programs and management of the SRPs..</p>	<p>Required SQL DB</p> <p>RESTORE: IB_CLIENT security</p> <p>RESTORE: RM Rating/Rules</p> <p>PURPOSE For setting up this Physical Environment SQL Server is required for RM and IB_CLIENT. The SQL Server should be on a separate machine. These DBs will connect to the Development environment or the environment that contains RateManager.</p>	<p>DB for SRPs</p> <p>RUN: DDLs</p> <p>CREATE: DT table for each LOB:</p> <p>CREATE: SR - the IBSR DB for QA</p> <p>CREATE: Production - the IBSR DB for Production</p> <p>PURPOSE For setting up this Physical Environment The Oracle DB will hold the SRPs for the QA and Production environment.</p>	<p>Test Rating</p> <p>INSTALL: IBSS</p> <p>CREATE: Logical Environments: SR – to identify IBSR DB and location.</p> <p>PURPOSE For setting up this Physical Environment This environment is for the testing of packages (SRPs).</p>	<p>Production Rating</p> <p>INSTALL: IBSS</p> <p>CREATE: Logical Environments: Production – to identify the IBSR DB and location.</p> <p>PURPOSE For setting up this Physical Environment This environment is for (real-time) production rating. When users send rate requests through the system, this is the environment that will do the rating.</p>

This is a basic Windows/Java utilizing an Oracle database setup. It is possible to create more than three environments or use fewer than three. There are many combinations of platforms, databases and environments that can be used. Please contact your Insbridge representative for more information on the configuration that you would like to have.

PACKAGE MANAGEMENT

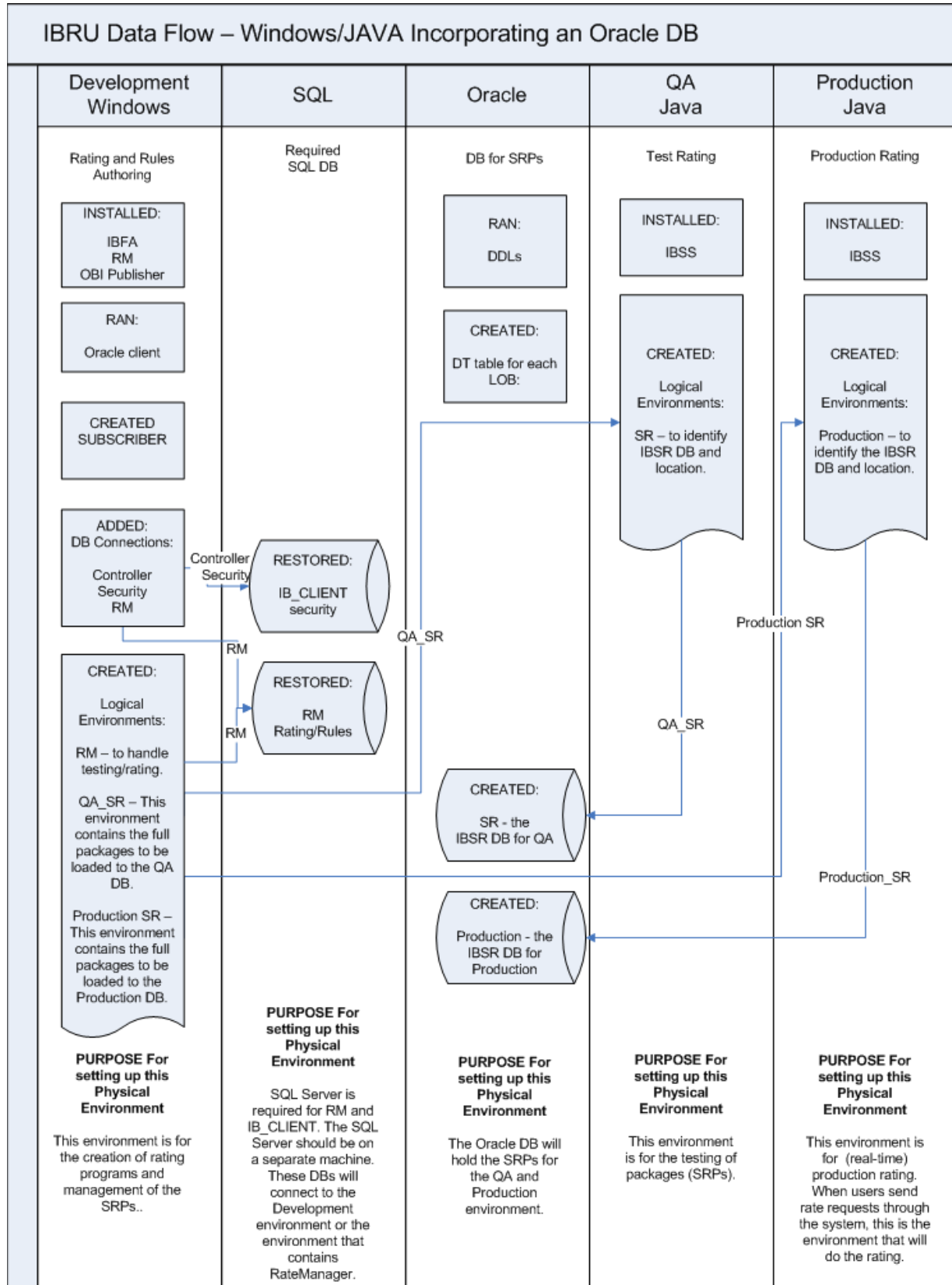
The way SRPs move in a Windows/Java environment utilizing an Oracle database is from Development to QA to Production. IBFA will manage the migration of the packages. Only the development environment will have an IBFA to manage SRPs. The Rating and Production environments will require an IBSS/SR-JAVA. IBSS will allow for a logical environment to be created. Only the development environment will be able to move SRPs from one environment to the next (IBFA).

1. Only the development machine will hold the subscriber ID or Company ID.
2. In the **Development** environment:
 - a. A client database, a security database and a RateManager database connection would be created. The client and security databases will allow users to login. The RateManager database will hold the rating and rules logic used in SRPs.
 - b. A RateManager logical environment would need to be created. The RateManager logical environment will allow for local rating to be performed in this environment. When an SRP is created in the RateManager logical environment, the IBFA in the development environment will copy and load into the QA_SR logical environment.
 - c. A QA_SR logical environment would need to be created. The QA_SR logical environment will be used to hold the SRPs that are ready for testing. When testing is complete, the IBFA in the development environment will copy and load into the Production_SR logical environment.
 - d. A Production_SR would need to be created to hold the SRPs that need to go into production.
3. In the **QA** environment:
 - a. One logical environment would be created here to identify the location of the QA IBSR DB.
 - b. This environment would be used for testing.
4. In the **Production** environment:
 - a. One logical environment would be created here to identify the Production IBSR DB.
 - b. This environment would be used for real time production rating.

NOTE: *The names used in the logical environments are for example only. You should name your environments according to your company's standards.*

NOTE: *For the examples in this guide, the QA and Production environments will be setup alike to allow for true QA standards.*

EXAMPLE



WINDOWS/JAVA/SQL SERVER ENVIRONMENT

A Windows/Java environment utilizing MS SQL Server is another straight forward setup. This example has three physical environments each with its own application machine and database machine. It is possible to put all MS SQL Server databases on one database machine or divide over two machines. If you select to use one or two MS SQL Server database machines, clear and precise naming of the associated databases is recommended.

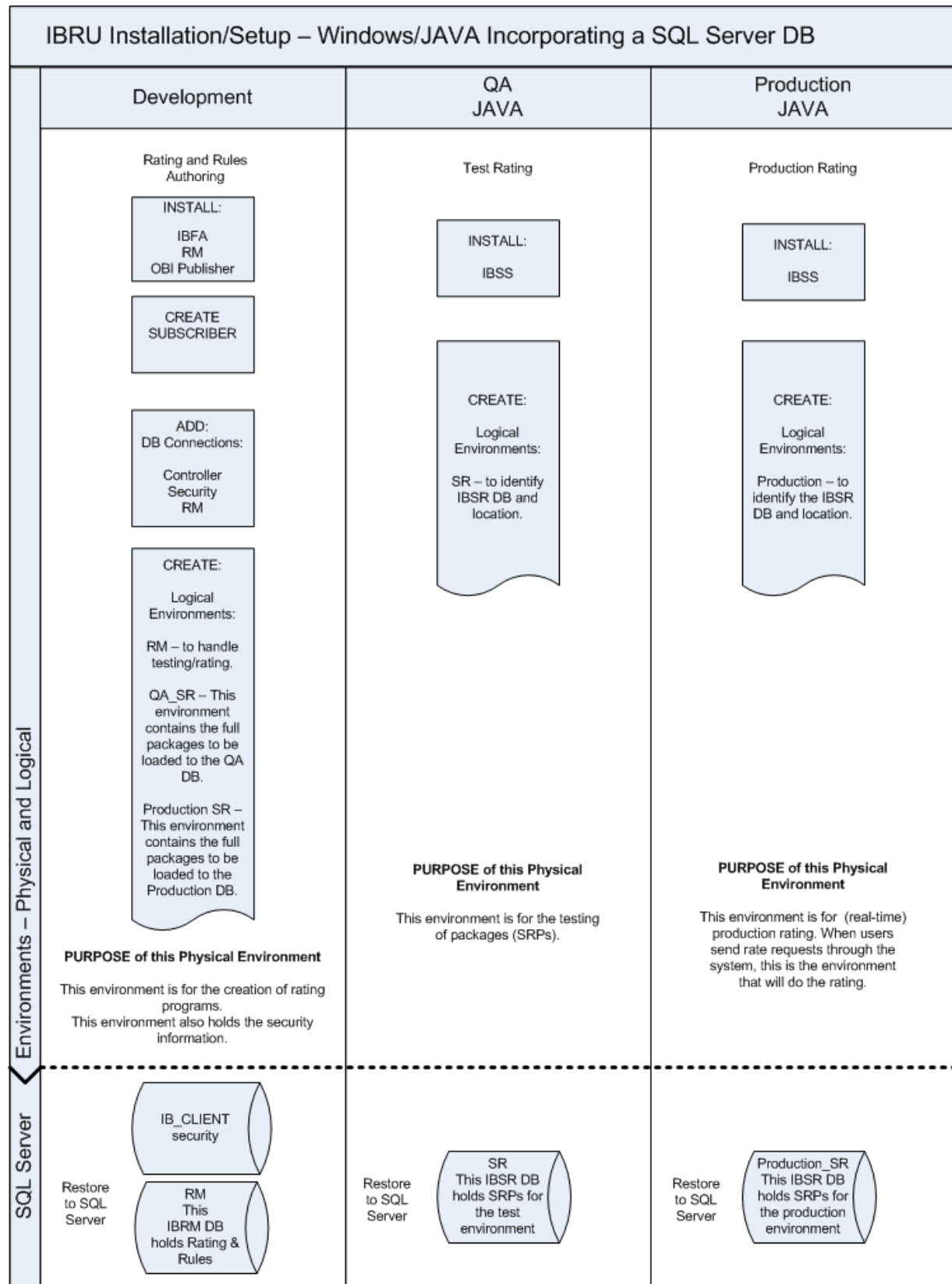
SoftRater can be run on a non-Windows machine if a compatible application server platform such as WebLogic, WebSphere, or JBoss is running as well. If a non-Windows machine is used for SoftRater, you will need to download a Java version of SoftRater from Oracle Software Delivery Cloud. The Java version of SoftRater will need to be loaded onto the machine with the compatible application server platform.

THE SETUP

1. The **Development** environment:
 - a. Contains one Windows Server app server and one separate MS SQL Server database.
 - b. RateManager and IBFA/SR-WIN would be located on the same Windows machine. RateManager and IBFA must run on a Windows Server machine.
 - c. OBI Publisher is installed for reports to be created.
 - d. The subscriber ID would be created here.
 - e. On the IBFA/SR-WIN for this environment, three database connections would be created and three logical environments would be created.
 - f. Two databases would be attached to the MS SQL Server machine.
2. The **QA** environment:
 - a. Contains one JAVA application server with WebLogic, WebSphere or JBoss installed and running and one separate MS SQL Server database.
 - b. IBSS/SR-JAVA would be loaded on the JAVA machine.
 - c. On the IBSS/SR-JAVA for this environment, one logical environment would be created.
 - d. One QA database would be attached to the MS SQL Server machine.
3. The **Production** environment:
 - a. Contains one JAVA application server with WebLogic, WebSphere or JBoss installed and running and one separate SQL Server database.
 - b. IBSS/SR-JAVA would be loaded on the JAVA machine.
 - c. On the IBSS/SR-JAVA for this environment, one logical environment would be created.
 - d. One PRODUCTION database would be attached to the MS SQL Server machine.

This is a basic Windows/Java utilizing a MS SQL Server database setup. It is possible to create more than three environments or use fewer than three. There are many combinations of platforms, databases and environments that can be used. Please contact your Insbridge representative for more information on the configuration that you would like to have.

Example



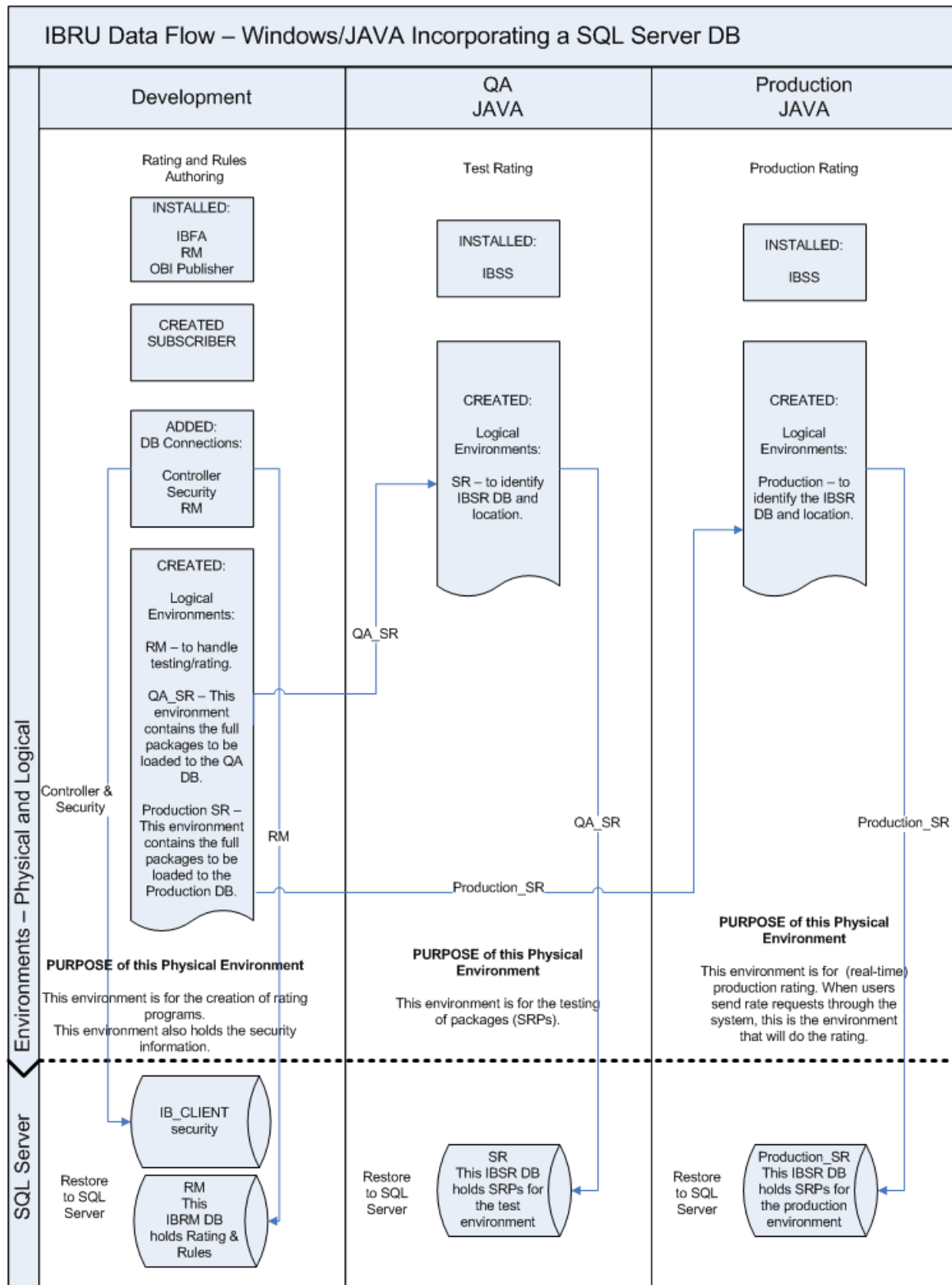
PACKAGE MANAGEMENT

The way SRPs move in a Windows/Java environment utilizing a MS SQL Server database is from Development to QA to Production. Only the development environment will have an IBFA to manage SRPs. The QA and Production environments will require an IBSS/SR-JAVA. IBSS will allow for a logical environment to be created, but not for a Virtual File Server to be created or to copy and load packages. Only the development environment will be able to move SRPs from one environment to the next.

1. Only the development machine will hold the subscriber ID. IBSS/SR-JAVA does not allow for the creation of subscriber IDs.
2. In the **Development** environment:
 - a. A client database, a security database and a RateManager database connection would be created. The client and security databases will allow users to login. The RateManager database will hold the rating and rules logic used in SRPs.
 - b. A RateManager logical environment would need to be created. The RateManager logical environment will allow for local rating to be performed in this environment. When an SRP is created in the RateManager logical environment, the IBFA in the development environment will copy and load into the QA_SR logical environment.
 - c. A QA_SR logical environment would need to be created. The QA_SR logical environment will be used to hold the SRPs that are ready for testing. When testing is complete, the IBFA in the development environment will copy and load into the Production_SR logical environment.
 - d. A Production_SR would need to be created to hold the SRPs that need to go into production.
3. In the **QA** environment:
 - a. One logical environment would be created here to identify the location of the QA IBSR DB.
 - b. This environment would be used for testing.
4. In the **Production** environment:
 - a. One logical environment would be created here to identify the Production IBSR DB.
 - b. This environment would be used for real time production rating.

NOTE: *The names used in the logical environments are for example only. You should name your environments according to your company's standards.*

EXAMPLE



A WINDOWS/JAVA/DB2

The Windows/Java environment utilizing an IBM DB2 database example contains 3 application servers and 2 database servers. There are still three environments; development, QA and Production. The IBM DB2 database server will contain two separate databases. Clear and precise naming of the associated databases is recommended.

SoftRater can be run on a non-Windows machine if a compatible application server platform such as WebLogic, WebSphere, or JBoss is running as well. If a non-Windows machine is used for SoftRater, you will need to download a Java version of SoftRater from Oracle Software Delivery Cloud. The Java version of SoftRater will need to be loaded onto the machine with the compatible application server platform.

The IBM DB2 database can be setup after the subscriber has been created and the lines of business have been selected. You will need this information to complete the IBM DB2 database setup.

THE SETUP

1. The **Development** environment:
 - a. Contains one Windows Server app server and one separate MS SQL Server database.
 - b. RateManager and IBFA/SR-WIN would be located on the same Windows machine. RateManager and IBFA must run on a Windows Server machine.
 - c. OBI Publisher is installed for reports to be created.
 - d. The subscriber ID would be created here.
 - e. On the IBFA/SR-WIN for this environment, three database connections would be created and three logical environments would be created.
 - f. The IBM DB2 client would be run on the Windows machine.
 - g. Two databases would be attached to the MS SQL Server machine.
2. The **QA** environment:
 - a. Contains one JAVA application server with WebLogic, WebSphere or JBoss installed and running. There is one separate IBM DB2 database server that will be shared between QA and Production.
 - b. IBSS/SR-JAVA would be loaded on the JAVA machine.
 - c. On the IBSS/SR-JAVA for this environment, one logical environment would be created.
 - d. One QA database would be created on the IBM DB2 machine.
3. The **Production** environment:
 - a. Contains one JAVA application server with WebLogic, WebSphere or JBoss installed and running. There is one separate Oracle database server that will be shared between QA and Production.
 - b. IBSS/SR-JAVA would be loaded on the JAVA machine.
 - c. On the IBSS/SR-JAVA for this environment, one logical environment would be created.
 - d. One PRODUCTION database would be created on the IBM DB2 machine.
4. The **IBM DB2** Server:
 - a. Requires that the DBA run the DDLs.
 - b. Requires that the DBA create a DT table for each line of business in each of the two database created. The subscriber ID and line of business number will be required.

PACKAGE MANAGEMENT

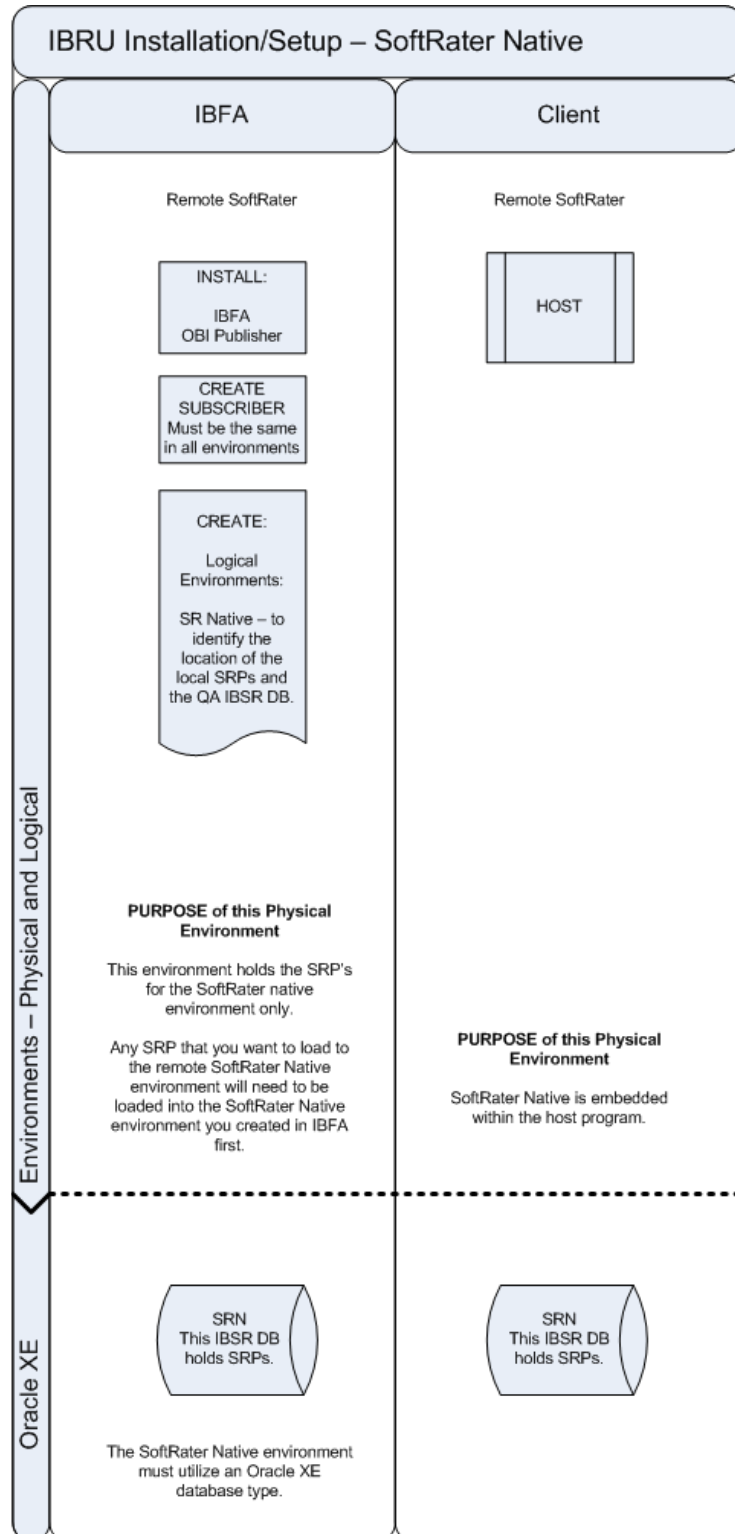
The way SRPs move in a Windows/Java environment utilizing an Oracle database is from Development to QA to Production. IBFA will manage the migration of the packages. Only the development environment will have an IBFA to manage SRPs. The Rating and Production environments will require an IBSS/SR-JAVA. IBSS will allow for a logical environment to be created. Only the development environment will be able to move SRPs from one environment to the next (IBFA).

5. Only the development machine will hold the subscriber ID or Company ID.
6. In the **Development** environment:
 - a. A client database, a security database and a RateManager database connection would be created. The client and security databases will allow users to login. The RateManager database will hold the rating and rules logic used in SRPs.
 - b. A RateManager logical environment would need to be created. The RateManager logical environment will allow for local rating to be performed in this environment. When an SRP is created in the RateManager logical environment, the IBFA in the development environment will copy and load into the QA_SR logical environment.
 - c. A QA_SR logical environment would need to be created. The QA_SR logical environment will be used to hold the SRPs that are ready for testing. When testing is complete, the IBFA in the development environment will copy and load into the Production_SR logical environment.
 - d. A Production_SR would need to be created to hold the SRPs that need to go into production.
7. In the **QA** environment:
 - a. One logical environment would be created here to identify the location of the QA IBSR DB.
 - b. This environment would be used for testing.
8. In the **Production** environment:
 - a. One logical environment would be created here to identify the Production IBSR DB.
 - b. This environment would be used for real time production rating.

NOTE: *The names used in the logical environments are for example only. You should name your environments according to your company's standards.*

NOTE: *For the examples in this guide, the QA and Production environments will be setup alike to allow for true QA standards.*

SOFTRATER NATIVE ENVIRONMENT



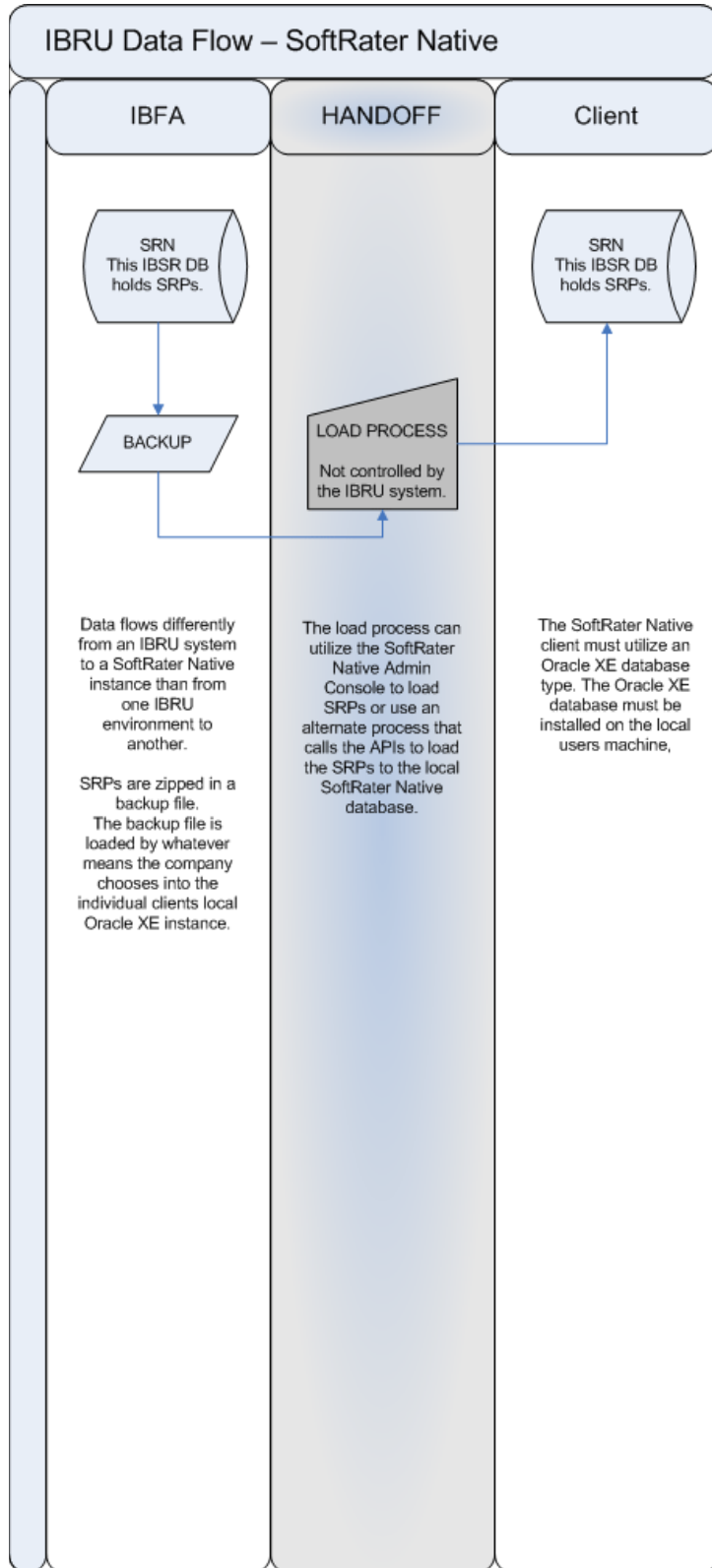
A SoftRater Native environment is the rating environment that the local instance, for example an agent's laptop, will use. It is the local engine that will execute the rating, rules and underwriting instructions defined within RateManager. Multiple SoftRater environments can be loaded on the local instance. Only one default environment will be allowed. The default environment is the environment that will be used to rate unless another environment is specified in the request XML.

THE SETUP

A SoftRater Native setup would occur in the **Production** environment only:

1. In IBFA:
 - a. An IBFA/SR-WIN instance would be on a Windows machine.
 - b. OBI Publisher is installed for reports to be created.
 - c. The subscriber ID would be created here.
 - d. On the IBFA/SR-WIN for this environment, a logical environment for SoftRater Native would be created.
 - e. SoftRater native would utilize the database that would be attached to the MS SQL Server machine.
2. At the Client:
 - a. SoftRater Native would be embedded within the host program.
 - b. An Oracle XE database would be installed to receive the backup file from IBFA.

PACKAGE MANAGEMENT



The way SRPs move in a SoftRater Native environment is manually. This is the only part of the IBER system where users have to manually load packages from IBFA. This is because SoftRater Native is a remote instance.

Only the **Production** environment will be loading packages into SoftRater Remote.

1. A SoftRater Native environment must be created in the IBFA.
2. SRPs are zipped in to a Backup file.
3. The backup file is loaded by whatever means the company chooses into the individual client's local Oracle XE instance.

The handoff from IBFA to SoftRater Native is a manual process and can be handled using the SoftRater Native Admin Console or any alternate process that call the APIs to load the SRPs to the local SoftRater Native database.

CONTACTING SUPPORT

If you need assistance with an Oracle Insurance Insbridge Enterprise Rating System product, please log a Service Request using My Oracle Support at <https://support.oracle.com/>.

Oracle customers have access to electronic support through My Oracle Support. For information, visit <http://www.oracle.com/pls/topic/lookup?ctx=acc&id=info> or visit <http://www.oracle.com/pls/topic/lookup?ctx=acc&id=trs> if you are hearing impaired.

Address any additional inquiries to:

Oracle Corporation
World Headquarters
500 Oracle Parkway
Redwood Shores, CA 94065
U.S.A.

Worldwide Inquiries:
Phone: +1.650.506.7000
Fax: +1.650.506.7200
oracle.com

Index

INDEX

A

Authoring Environment Sample, 17

D

Development
Physical Environment, 19

E

Edition Notice, 2

L

Logical Environment, 17

O

Overview
Package, 6
SoftRater Native, 19

P

Package
Environment, 7
Overview, 6
Package Management, 17

Q

QA
Physical Environment, 19

R

Rating Environment Sample, 17

S

SoftRater Native
Overview, 19
SoftRater Native Package Management, 38
SoftRater Packages
Environments, 7

V

VFS Definition, 6
Virtual File Server Definition, 6

W

Windows Only Package Management, 25
Windows Only Package Management Example, 26
Windows Only Setup, 23
Windows Only Setup Example, 24
Windows/Java/Oracle Package Management, 29, 36
Windows/Java/Oracle Package Management
Example, 30, 36
Windows/Java/Oracle Setup, 27, 35
Windows/Java/Oracle Setup Example, 28
Windows/Java/SQL Server Package Management, 33
Windows/Java/SQL Server Package Management
Example, 34
Windows/Java/SQL Server Setup, 31, 37
Windows/Java/SQL Server Setup Example, 32