

Oracle® Communications Session Monitor

Developer's Guide

Release 3.3.80

E58669-01

January 2015

Copyright © 2015, Oracle and/or its affiliates. All rights reserved.

This software and related documentation are provided under a license agreement containing restrictions on use and disclosure and are protected by intellectual property laws. Except as expressly permitted in your license agreement or allowed by law, you may not use, copy, reproduce, translate, broadcast, modify, license, transmit, distribute, exhibit, perform, publish, or display any part, in any form, or by any means. Reverse engineering, disassembly, or decompilation of this software, unless required by law for interoperability, is prohibited.

The information contained herein is subject to change without notice and is not warranted to be error-free. If you find any errors, please report them to us in writing.

If this is software or related documentation that is delivered to the U.S. Government or anyone licensing it on behalf of the U.S. Government, then the following notice is applicable:

U.S. GOVERNMENT END USERS: Oracle programs, including any operating system, integrated software, any programs installed on the hardware, and/or documentation, delivered to U.S. Government end users are "commercial computer software" pursuant to the applicable Federal Acquisition Regulation and agency-specific supplemental regulations. As such, use, duplication, disclosure, modification, and adaptation of the programs, including any operating system, integrated software, any programs installed on the hardware, and/or documentation, shall be subject to license terms and license restrictions applicable to the programs. No other rights are granted to the U.S. Government.

This software or hardware is developed for general use in a variety of information management applications. It is not developed or intended for use in any inherently dangerous applications, including applications that may create a risk of personal injury. If you use this software or hardware in dangerous applications, then you shall be responsible to take all appropriate fail-safe, backup, redundancy, and other measures to ensure its safe use. Oracle Corporation and its affiliates disclaim any liability for any damages caused by use of this software or hardware in dangerous applications.

Oracle and Java are registered trademarks of Oracle and/or its affiliates. Other names may be trademarks of their respective owners.

Intel and Intel Xeon are trademarks or registered trademarks of Intel Corporation. All SPARC trademarks are used under license and are trademarks or registered trademarks of SPARC International, Inc. AMD, Opteron, the AMD logo, and the AMD Opteron logo are trademarks or registered trademarks of Advanced Micro Devices. UNIX is a registered trademark of The Open Group.

This software or hardware and documentation may provide access to or information about content, products, and services from third parties. Oracle Corporation and its affiliates are not responsible for and expressly disclaim all warranties of any kind with respect to third-party content, products, and services unless otherwise set forth in an applicable agreement between you and Oracle. Oracle Corporation and its affiliates will not be responsible for any loss, costs, or damages incurred due to your access to or use of third-party content, products, or services, except as set forth in an applicable agreement between you and Oracle.

Contents

Preface	v
Audience.....	v
Documentation Accessibility	v
Document Revision History	v
1 Overview of SAU Extension	
About SAU Extension.....	1-1
Using Session Monitor to View the Number of Simultaneous Active Users	1-1
2 Deploying the SAU Extension	
Session Monitor Deployments with SAU Extension	2-1
About Installing SAU Extension.....	2-2
Configuring How SAU Phone Numbers Are Selected	2-3
3 RESTful API	
Using RESTful API to Export SAU and SAU Values	3-1
Retrieving the SAU and SAU Values.....	3-2
Example Queries.....	3-3
Query the One Hour Intervals	3-4
Query the Three Hour Intervals from the Same Time Period	3-4

Preface

This guide describes how to extend Oracle Communications Session Monitor by using the Oracle Communications Session Monitor SAU Extension.

The Oracle Communications Session Monitor product family includes the following products:

- Operations Monitor
- Enterprise Operations Monitor
- Fraud Monitor
- Control Plane Monitor

Audience

This guide is intended for developers who use REST API to extend Session Monitor.

Documentation Accessibility

For information about Oracle's commitment to accessibility, visit the Oracle Accessibility Program website at

<http://www.oracle.com/pls/topic/lookup?ctx=acc&id=docacc>.

Access to Oracle Support

Oracle customers that have purchased support have access to electronic support through My Oracle Support. For information, visit

<http://www.oracle.com/pls/topic/lookup?ctx=acc&id=info> or visit

<http://www.oracle.com/pls/topic/lookup?ctx=acc&id=trs> if you are hearing impaired.

Document Revision History

The following table lists the revision history for this document:

Version	Date	Description
E58669-01	January 2015	Initial release.

Overview of SAU Extension

This chapter provides an overview of the Oracle Communications Session Monitor SAU Extension.

Note: SAU Extension feature requires a separate software license.

About SAU Extension

The Simultaneously Active Users (SAUs) KPI is defined as the number of users that are creating calls, sessions, or SMS messages during the busiest hour. It is computed as the number of users that creates a successful INVITE or a MESSAGE SIP request as active. Session Monitor counts how many distinct active users are in a given hour (for example, from 8:00 to 9:00, from 9:00 to 10:00, and so on).

The Simultaneously Attached Users (SAUs) KPI is defined as the number of subscribers that are successfully attached to the LTE network during the busiest time of the day. It is computed as the number of subscribers (identified by IMSI) that are creating a successful Authentication Information S6a transaction during a given time interval. For the SAU KPI, the time interval is also based on the clock hour, but can be a multiple of hours (for example, 1h, 2h, 3h, 4h or 6h).

Session Monitor measures the KPIs for all the supported intervals, and it is only a matter of querying the interval length that is required. Both the RESTful API and the integrated GUI widgets have controls for selecting the interval lengths.

Using Session Monitor to View the Number of Simultaneous Active Users

A Session Monitor GUI widget is provided on both the ME's Operations Monitor product and in the AE's Mediation Engine Connector (MEC) product for visualizing the SAU and SAU evolution and for displaying any errors in measuring. To add the widget, right click on an empty space from the dashboard and select **Add a panel** option. This is possible both in the ME's Operations Monitor and in the AE's MEC products.

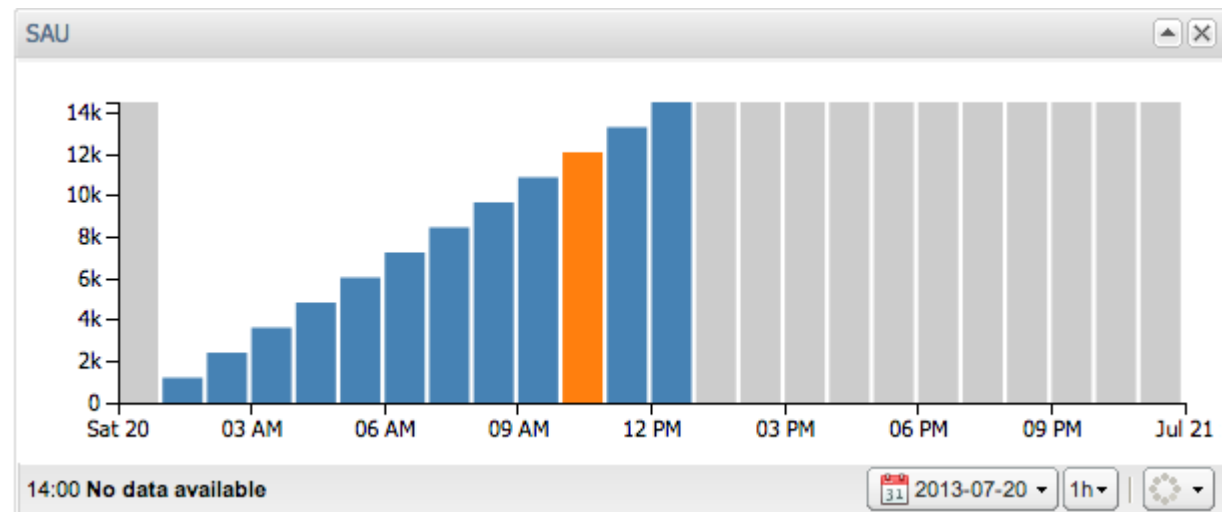
[Figure 1-1](#) shows the Add a panel dialog box on the dashboard.

Figure 1–1 Adding a New Widget to the Dashboard.



In the wizard, select **Display Simultaneously Active Users** for the SAU KPI or **Display Simultaneously Attached Users** for the SAtU KPI.

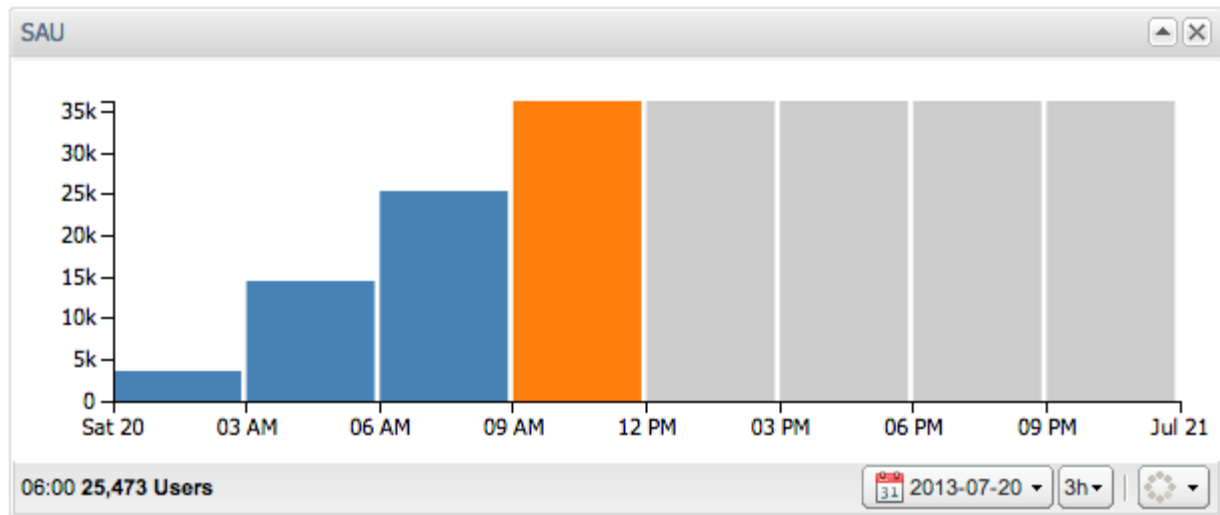
Figure 1–2 SAU Widget Showing One Hour Intervals



The SAU and SAtU wizard has two configuration options:

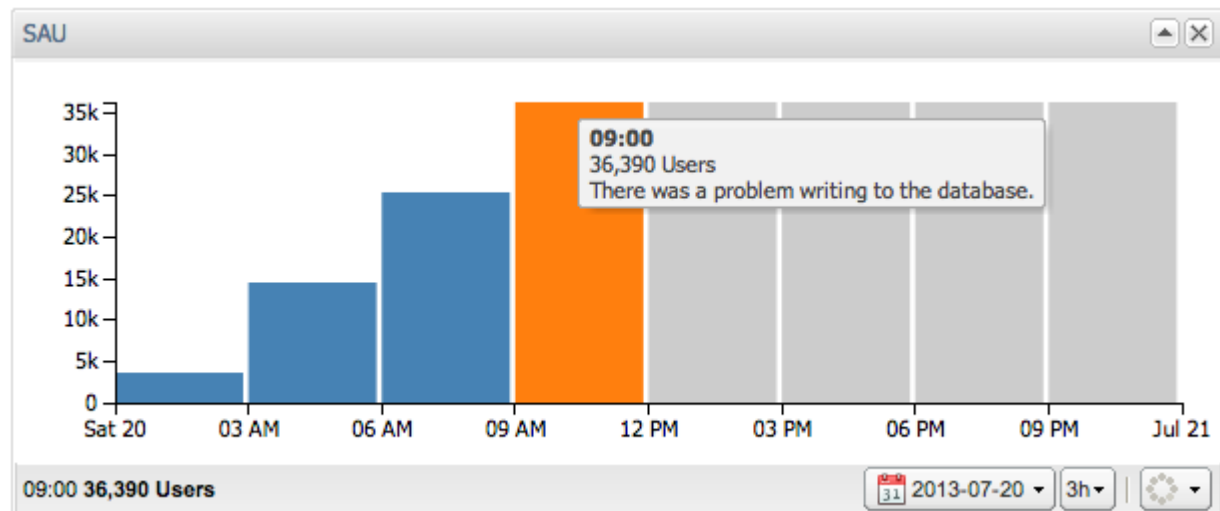
- The first drop-down allows selecting the date for which to view the SAU and SAtU KPI evolution. Only the view of a 24 hours period is available.
- The interval drop-down allows the selection of one of the available intervals (1h, 2h, 3h, 4h or 6h). The values for each of the intervals is stored separately in Session Monitor's database. Simply adding the 1 hour intervals to create higher level intervals would not be correct because duplicates need to be eliminated. Therefore, only the pre-defined intervals can be selected.

Figure 1-3 SAU Widget Showing Three Hour Intervals



Hovering over an interval bar shows the value for that time interval. If the bar color is blue, the value is known to be correct. If the color is orange, some Session Monitor errors (for example, probes not reachable or overload situations) took place during that interval. In this case, the tooltip will show what error happened. If errors are shown for an interval, the computed KPI value can be smaller than in reality, but it is guaranteed to never be higher.

Figure 1-4 SAU Widget Showing Errors During a Given Interval



When adding or removing MEs and Probes to the Session Monitor system, they will not be reflected in the values of the KPIs for up to the selected interval length. For example, when selecting 6h intervals, and adding a new ME to the system, the values will be guaranteed to take the new ME into account only 6 hours after the addition.

Deploying the SAU Extension

This chapter describes deploying the Oracle Communications Session Monitor SAU Extension.

Session Monitor Deployments with SAU Extension

The Session Monitor architecture consists of the probe layer, Mediation Engine layer, and the Aggregation Engine layer (see the discussion about Session Monitor architecture in *Session Monitor Installation Guide* for information about the functions performed in each layer).

[Figure 2-1](#) depicts the Session Monitor architecture in a typical deployment that uses the Aggregation Engine layer (AE). The machines are deployed in high-availability (HA) pairs for redundancy reasons. Each Probe machine sends traffic to the two Mediation Engines, which are running as active-active from the point of view of the traffic.

The Mediation Engine parses the SIP and Diameter traffic, the list of the unique phone numbers (matching a regular expression), and IMSI numbers that respect the SAU and SAAtU definition for each interval.

Once per hour, this list of users is sent from the Mediation Engine to the Aggregation Engine pair. The Aggregation Engines de-duplicate the lists and count the SAU and SAAtU KPIs for each of the supported time intervals.

Figure 2–1 Deployment with One AE and Two MEs with Two Probes Each

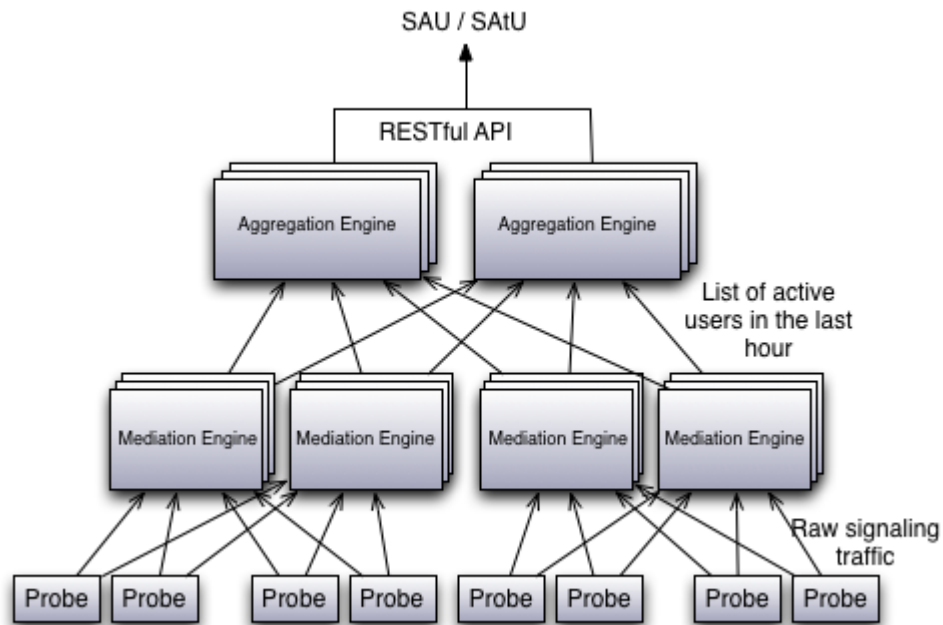
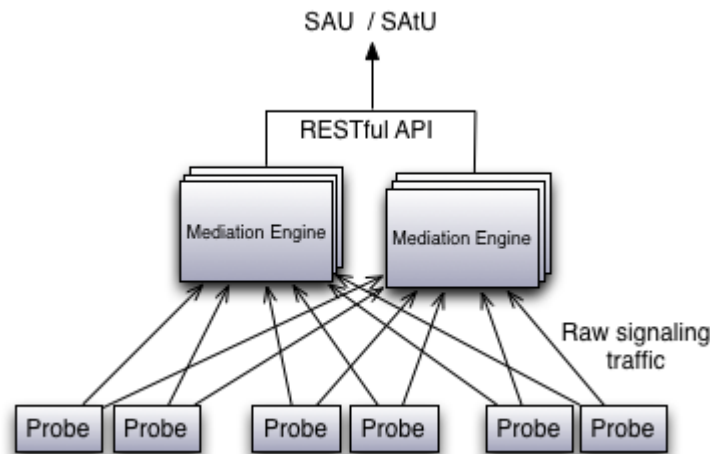


Figure 2–2 depicts the Session Monitor architecture in a deployment that doesn't use the Aggregation Engine (usually for smaller deployments).

Figure 2–2 Deployment with a Single ME with Two Probes



In this case, the RESTful API for exporting the KPIs is served directly by the ME machines (no aggregation step is needed). The same RESTful API is used by both the AE and the ME, so the application that interrogates it doesn't need to know if the Session Monitor setup is using an AE or not.

In all cases, the historical SAU and SAtU values are stored at both the ME and AE level for a period of three months. The historical values are kept for all supported intervals.

About Installing SAU Extension

To install Session Monitor with the SAU and SAtU Extension enabled, follow the instructions in *Session Monitor Installation Guide*. On all Session Monitor machines, at

the configuration step in the Session Monitor Platform Setup Application, select **Simultaneously Active Users** extension.

Figure 2–3 shows the configuration step in the Session Monitor installation.

Figure 2–3 Configuration Step in the Session Monitor Platform Setup Application

Configuration

Your Palladion configuration limits what Palladion products, modules and extension this machine can use. Please note that you are only allowed to use the products, modules and extensions for which you have acquired a license.

Call Capacity

Please check your license and enter the number of concurrent calls that was licensed to you:

25000000

Extensions

- Fraud Detection & Prevention
- App support
- CDR generator
- Diameter
- ENUM
- Gateway control protocols
- Media quality
- CS7
- Simultaneously Active Users

Note: If you have multiple Palladion installations, make sure to apply the same configuration.

apply

Navigation Menu:

- Software Version
- Configuration
- Network Settings
- DNS
- SMTP Configuration
- Media Protocols
- Signaling Protocols
- Date & Time

Machine Type: Mediation Engine with Probe

Applications: Communications Operations Monitor, Probe

Serial Number: DEV

If your setup has an Aggregation Engine (AE) machine, you need to install the Mediation Engine Connector (MEC) on it and configure MEC to connect to all the installed Mediation Engines (MEs). This is because the SAU extension relies on the same communication path used by MEC to communicate with the MEs.

If the Simultaneously Attached Users (SAU) KPI is required, which is based on Diameter traffic, the Control Plane Monitor (CPM) must be installed on all Mediation Engines. This is because the CPM is measuring the number of attached users. If only the SIP based Simultaneously Active Users KPI is required, CPM is not needed and should not be installed.

Configuring How SAU Phone Numbers Are Selected

For the Simultaneously Active Users KPI, Session Monitor has a flexible mechanism for selecting the phone numbers that are extracted from the SIP headers. This flexibility is needed to ensure that only the phone numbers that respect the SAU definition are taken into account.

This is done by the use of two system settings:

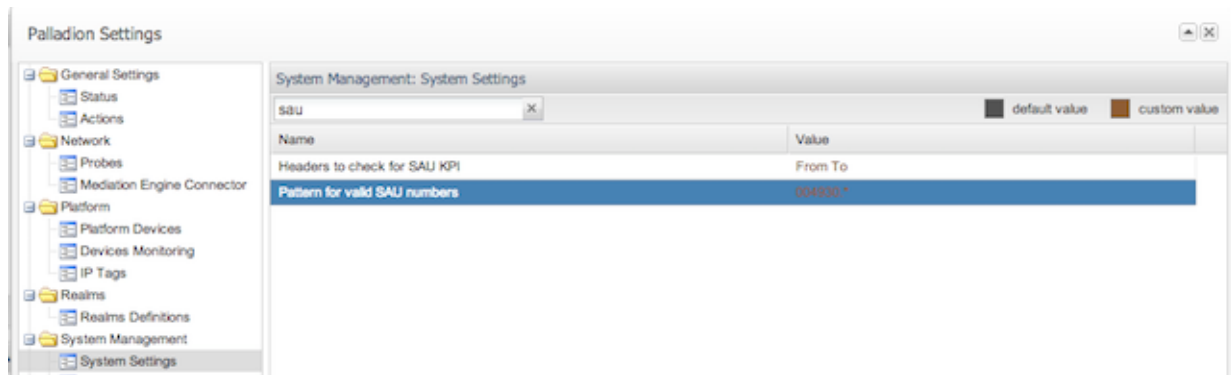
- **Headers to check for SAU KPI:** A space separated list of header field names (max.5) to check for a user part and phone number matching the configured

pattern. Order of this list matters; if the first header field is a successful match, the rest of the fields are not checked.

- **Pattern for valid SAU numbers:** The user part of the URI (typically the phone number) of the selected header fields from the SIP INVITE and MESSAGE messages is matched against this regular expression and if there is a match the user part is counted into the SAU count.

Note: In addition to matching the pattern as defined above, the phone number must be registered from the SIP point of view.

Figure 2–4 SAU and SAU System Settings



This chapter describes using the RESTful APIs to export historical Simultaneously Active User (SAU) and Simultaneously Attached User (SAU) values.

Using RESTful API to Export SAU and SAU Values

The historical SAU and SAU values can be exported by the use of RESTful APIs published at both the Mediation Engine (ME) layer and at the Aggregation Engine (AE) layer (by the Mediation Engine Connector product). The ME and the AE and MEC interfaces are identical, only the prefix is different:

For the ME, the API is found under:

```
http://ip-address/me/r/sau/
```

For the MEC (on the Aggregation Engine), the API is found under:

```
http://ip-address/mec/r/sau/
```

Note: Session Monitor RESTful APIs are available both over HTTP and HTTPS. Oracle recommends always using the HTTPS version, except for the development and testing phase.

The Session Monitor RESTful APIs uses digest authentication with the **admin** user credentials. See *Operations Monitor User's Guide* for the default value of the **admin** password and for how to change the password for production use.

Querying with a GET request the **/r/sau** resource returns the URIs for the two types of KPIs (Simultaneous Active Users and Simultaneous Attached Users). For example, on an ME machine:

```
curl --digest -u admin:secret 'http://ip-address/me/r/sau'
```

returns:

```
{
  "supported": {
    "sim_active_users": "r/sau/active",
    "sim_attached_users": "r/sau/attached"
  }
}
```

Retrieving the SAU and SAU Values

SAU KPI values are available under the `r/sau/active/` URL path. The SAU KPI values are available under the `r/sau/attached/` URL path. Querying these HTTP resources with a GET request without any parameters will return the available one hour intervals for the last 24 hours.

```
curl --digest -u admin:secret 'http://ip-address/me/r/sau/active'
```

returns

```
{
  "data": [
    {
      "duration": 3600,
      "errors": {
        "-1": []
      },
      "kpi_name": "sim_attached_users",
      "start_interval": 1374303600,
      "value": 210888
    },
    {
      "duration": 3600,
      "errors": {
        "-1": [
          {
            "error_code": "write_fails",
            "failed_writes_count": 10
          }
        ]
      },
      "kpi_name": "sim_attached_users",
      "start_interval": 1374307200,
      "value": 234320
    },
    ...
  ],
  "success": true
}
```

Note: If a "404 Not supported" error is returned when calling this URL, it means that the SAU module is not enabled. It needs to be enabled in the setup configuration wizard (see ["About Installing SAU Extension"](#)).

In the response, the **success** key indicates whether the API call was successful or if there were any exceptions while retrieving the values.

The **data** key is an array of JSON objects, each representing a measured interval and its properties and its value. Each of the JSON objects has the following keys:

- **kpi_name:** Valid values are **sim_active_users** for the Simultaneous Active Users KPI and **sim_attached_users** for the Simultaneous Attached Users KPI.
- **start_interval:** The Unix timestamp (UTC) of the start of the interval.
- **duration:** The interval duration. Valid values are the following multiples of 3600: 3600, 7200, 10800, 14400, 21600

- **value:** The value of the KPI for the given interval in number of users.
- **errors:** A JSON object that has as keys the IDs of all the Mediation Engines from the setup and as values arrays with the errors objects detected during the interval. In case the query is executed against a Mediation Engine (typically in a setup with the Aggregation Engine), a single key is present "-1", representing the local ME. The error objects always contain a key called **error_code** with one of the following values:
 - **discontinuous:** There was an error calculating this interval. The result might be smaller than in reality.
 - **unfinished:** There was an error calculating this interval. The result might be smaller than in reality.
 - **overload:** The Session Monitor system was overloaded during this interval. Results may be inaccurate.
 - **write_fails:** There was a problem writing the KPI to the database. The result can be missing.
 - **late_packets:** The packets from the interval have arrived after the interval was finished and were not included in the KPI calculation. The KPI value might be slightly smaller than in reality. Session Monitor includes in the current interval packets that are late at most 20 seconds. Packets that are processed by the Session Monitor system more than 20 seconds after the interval has finished but less than 5 minutes after the interval is finished are not taken into account for the SAU calculation and will result in this error. Packets that are processed more than 5 minutes after the interval is finished are completely ignored.

The **r/sau/active** and **r/sau/attached** resources support the following filtering parameters, which are passed as GET query parameters. If more parameters are specified in the query, they are combined with a logical AND.

- **start:** Only interval objects with a **start_interval** value bigger than or equal to this parameter will be returned. The accepted format is UTC unix timestamp (seconds since the epoch).
Default value is the current UTC timestamp minus 24 hours.
- **stop:** Only interval objects with a **start_interval** value strictly smaller than this parameter will be returned. The accepted format is UTC unix timestamp (seconds since the epoch).
Default value is the current UTC timestamp.
- **interval_length:** Only interval objects with the duration key equal with this parameter will be returned. Only the following values are supported: 3600, 7200, 10800, 14400, 21600.
Default value is 3600.

Note: The currently measured interval is available by use of the RESTful API at most 30 minutes after it is finished.

Example Queries

The following are examples of queries to retrieve SAU and SAU values.

Query the One Hour Intervals

Query URL:

```
http://<ip-address>/me/r/sau/active?interval_
length=3600&start=1375221600&stop=1375232400
```

Response:

```
{
  "data": [
    {
      "kpi_name": "sim_active_users",
      "duration": 3600,
      "start_interval": 1375221600,
      "errors": {
        "-1": []
      },
      "value": 310
    },
    {
      "kpi_name": "sim_active_users",
      "duration": 3600,
      "start_interval": 1375225200,
      "errors": {
        "-1": []
      },
      "value": 422
    },
    {
      "kpi_name": "sim_active_users",
      "duration": 3600,
      "start_interval": 1375228800,
      "errors": {
        "-1": []
      },
      "value": 731
    }
  ],
  "success": true
}
```

Query the Three Hour Intervals from the Same Time Period

Query URL:

```
http://<ip-address>/me/r/sau/active?interval_
length=10800&start=1375221600&stop=1375232400
```

Response:

```
{
  "data": [
    {
      "kpi_name": "sim_active_users",
      "duration": 10800,
      "start_interval": 1375221600,
      "errors": {
        "-1": []
      },
      "value": 1463
    }
  ],
}
```

```
{
  "kpi_name": "sim_active_users",
  "duration": 10800,
  "start_interval": 1375225200,
  "errors": {
    "-1": []
  },
  "value": 1273
},
{
  "kpi_name": "sim_active_users",
  "duration": 10800,
  "start_interval": 1375228800,
  "errors": {
    "-1": []
  },
  "value": 1101
}
],
"success": true
}
```

Note: When querying intervals larger than one hour, the API returns one interval for each hour. For example, in the response above, the interval acts as a rolling window of 3 hours, moving in steps of an hour at a time. This is expected and meant to give the application more flexibility in selecting which hour boundaries to select.
