Oracle® Agile Product Lifecycle Management for Process

Fact Panel Reporting Guide

Extensibility Pack 3.12

E60861-01

March 2015

ORACLE®

Copyrights and Trademarks

Agile Product Lifecycle Management for Process

Copyright © 1995, 2015, Oracle and/or its affiliates. All rights reserved.

This software and related documentation are provided under a license agreement containing restrictions on use and disclosure and are protected by intellectual property laws. Except as expressly permitted in your license agreement or allowed by law, you may not use, copy, reproduce, translate, broadcast, modify, license, transmit, distribute, exhibit, perform, publish, or display any part, in any form, or by any means. Reverse engineering, disassembly, or decompilation of this software, unless required by law for interoperability, is prohibited.

The information contained herein is subject to change without notice and is not warranted to be error-free. If you find any errors, please report them to us in writing.

If this is software or related documentation that is delivered to the U.S. Government or anyone licensing it on behalf of the U.S. Government, the following notice is applicable:

U.S. GOVERNMENT END USERS: Oracle programs, including any operating system, integrated software, any programs installed on the hardware, and/or documentation, delivered to U.S. Government end users are "commercial computer software" pursuant to the applicable Federal Acquisition Regulation and agency-specific supplemental regulations. As such, use, duplication, disclosure, modification, and adaptation of the programs, including any operating system, integrated software, any programs installed on the hardware, and/or documentation, shall be subject to license terms and license restrictions applicable to the programs. No other rights are granted to the U.S. Government.

This software or hardware is developed for general use in a variety of information management applications. It is not developed or intended for use in any inherently dangerous applications, including applications that may create a risk of personal injury. If you use this software or hardware in dangerous applications, then you shall be responsible to take all appropriate fail-safe, backup, redundancy, and other measures to ensure its safe use. Oracle Corporation and its affiliates disclaim any liability for any damages caused by use of this software or hardware in dangerous applications.

Oracle and Java are registered trademarks of Oracle and/or its affiliates. Other names may be trademarks of their respective owners.

Intel and Intel Xeon are trademarks or registered trademarks of Intel Corporation. All SPARC trademarks are used under license and are trademarks or registered trademarks of SPARC International, Inc. AMD, Opteron, the AMD logo, and the AMD Opteron logo are trademarks or registered trademarks of Advanced Micro Devices. UNIX is a registered trademark of The Open Group.

This software or hardware and documentation may provide access to or information on content, products, and services from third parties. Oracle Corporation and its affiliates are not responsible for and expressly disclaim all warranties of any kind with respect to third-party content, products, and services. Oracle Corporation and its

affiliates will not be responsible for any loss, costs, or damages incurred due to your access to or use of third-party content, products, or services.

© 2015 Oracle Corporation

Contents

ORACLE® AGILE PRODUCT LIFECYCLE MANAGEMENT FOR PROCESS....1

PREFACE....6

Audience....6

Variability of Installations....6

Documentation Accessibility....6

Access to Oracle Support....6

Software Availability....6

CHAPTER 1—INTRODUCING FACT PANEL REPORTING....7

CHAPTER 2—SUPPORTED NUTRITION FACT PANEL LAYOUTS....8

CHAPTER 3—ACCESSING THE REPORTS....9

CHAPTER 4—INSTALLING THE FACT PANEL REPORT PACK....10

CHAPTER 5—ORACLE BI PUBLISHER REPORTS....14

Trade Specification Reports....14

Nutrition Profile Reports....16

Formulation Specification Reports....16

Multilingual Support....17

Report Naming Convention....20

CHAPTER 6—NUTRITION FACTS PANEL CUSTOM DATA....21

Nutrient Data....21

Calculated Extended Attributes....25

Extended Attribute Naming Convention....28

Rounding Rules....29

Custom Sections....30

Custom Section Naming Convention....31

CHAPTER 7—ORACLE BI PUBLISHER DATA MODELS....33

CHAPTER 8—CUSTOMIZING & CONFIGURING YOUR REPORTS....34

How do you use your existing extended data in the reports?....34

How do you add a new region?....34

© 2015 Oracle Corporation

How do you add a new nutrient item? 37

How do you add a new language for an existing report? 37

APPENDIX 1—REPORT OVERVIEWS 39

APPENDIX 2—REQUIRED CALCULATED EXTENDED ATTRIBUTES 48

© 2015 Oracle Corporation

Preface

Audience

This guide is intended for client programmers involved with integrating Oracle Agile Product Lifecycle Management for Process. Information about using Oracle Agile PLM for Process resides in application-specific user guides. Information about administering Oracle Agile PLM for Process resides in the *Agile Product Lifecycle Management for Process Administrator User Guide*.

Variability of Installations

Descriptions and illustrations of the Agile PLM for Process user interface included in this manual may not match your installation. The user interface of Agile PLM for Process applications and the features included can vary greatly depending on such variables as:

- Which applications your organization has purchased and installed
- Configuration settings that may turn features off or on
- Customization specific to your organization
- Security settings as they apply to the system and your user account

Documentation Accessibility

For information about Oracle's commitment to accessibility, visit the Oracle Accessibility Program website at http://www.oracle.com/pls/topic/lookup?ctx=acc&id=docacc.

Access to Oracle Support

Oracle customers have access to electronic support through My Oracle Support. For information, visit http://www.oracle.com/pls/topic/lookup?ctx=acc&id=info or visit http://www.oracle.com/pls/topic/lookup?ctx=acc&id=trs if you are hearing impaired.

Software Availability

Oracle Software Delivery Cloud (OSDC) provides the latest copy of the core software. Note the core software does not include all patches and hot fixes. Access OSDC at:

http://edelivery.oracle.com.

© 2015 Oracle Corporation

Chapter 1—Introducing Fact Panel Reporting

This Nutrition Facts Panel Report Pack offers 32 out-of-the- box Nutrition Facts Panel reports that span across formulation specifications, nutrient profiles and trade specifications. This reporting solution utilizes calculated extended attributes embedded in custom sections to create nutrition facts panel data that is exposed in user friendly reports derived via Oracle Business Intelligence Publisher (Oracle BI Publisher). For a complete list and brief descriptions of the provided reports, please refer to Appendix 1: Report Overviews.

© 2015 Oracle Corporation

Chapter 2—Supported Nutrition Fact Panel Layouts

This report pack contains Nutrition Facts Panel Reports that contain Fact Panel layouts as defined by Canadian Food Inspection Agency and the United States Food and Drug Administration. The reports include the following formats:

- Standard Format
- Bilingual Standard Format
- Dual Format
- Bilingual Dual Format
- Aggregate Format (up to five products)
- Bilingual Aggregate Format (up to five products)

Where applicable, reports also include Allergens, Label Claims, Complies With, and Ingredient Statement information. See Figure for examples of a US standard panel in English and a Bilingual Panel in English and Spanish.

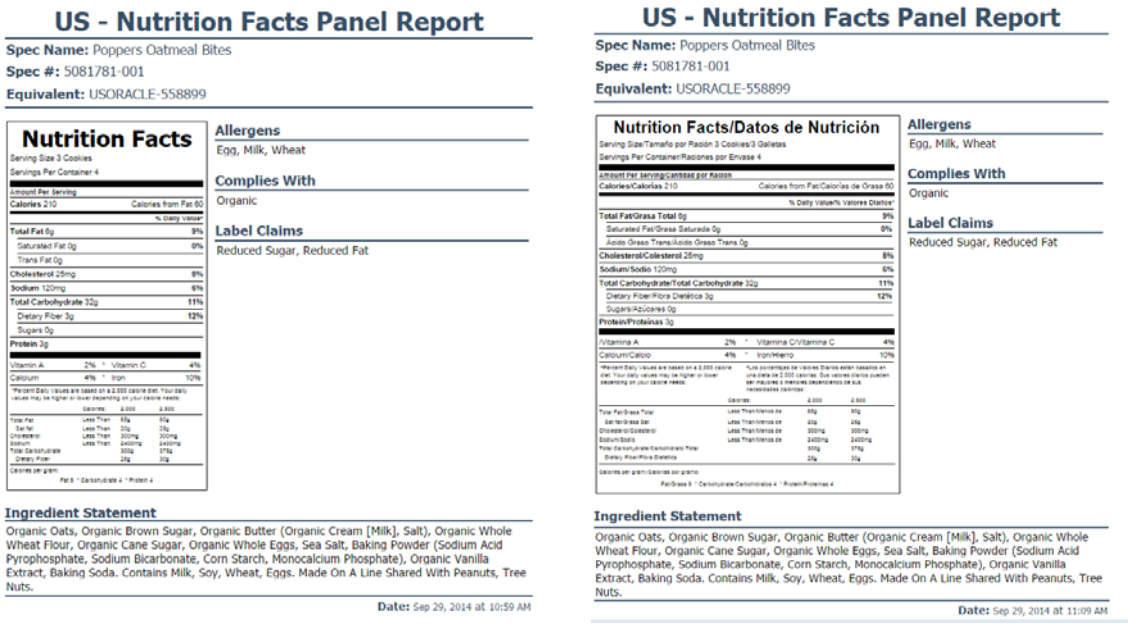

Figure 1. Examples of a Standard and Bilingual US Panel

© 2015 Oracle Corporation

Chapter 3—Accessing the Reports

All fact panel reports can be launched from the PLM for Process application using the “Report Dialog” application. The Fact Panel icon should appear on trade, nutrient profiles and formulation specifications. When selected it opens the Report Dialog. Here the user will make selections around concepts like Region, Format, Type and Language to determine which report to launch.

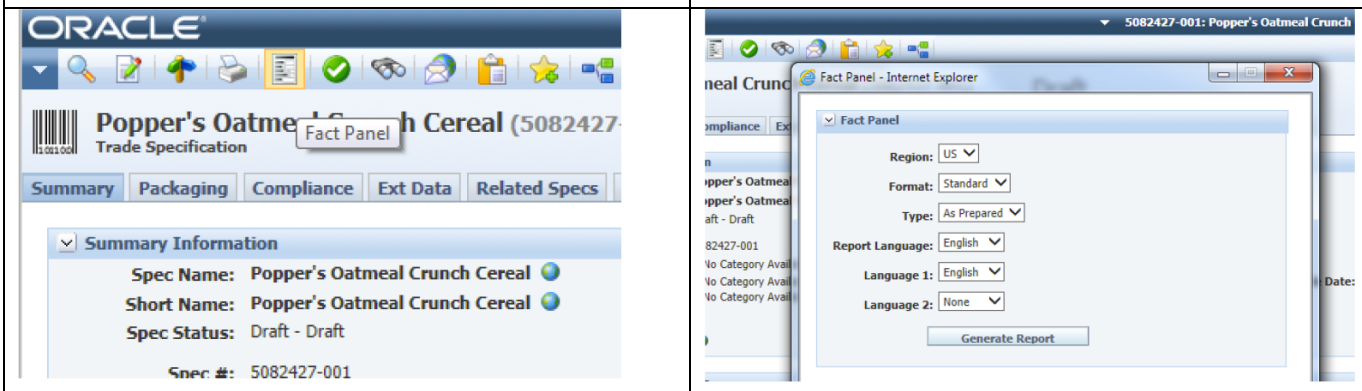

Figure 2. Fact Panel icon and Report Dialog

© 2015 Oracle Corporation

Chapter 4—Installing the Fact Panel Report Pack

The following requirements must be met prior to installing the Nutrition Facts Panel Report Pack:

- Oracle's Agile Product Lifecycle Management for Process version 6.1.1.5
- Oracle's BI Publisher version 11.1.1.7.x *(refer to Agile Product Lifecycle Management for Process Reporting Guide)*
- Nutrients with appropriate InFoods IDs must exist in the application, as described in the Nutrient Data section of this guide.
- Calculated Extended Attributes that represent nutrient values must be created, as described in the Calculated Extended Attributes section of this guide.
- Regionally based Facts Panel Custom Section must be created, as described in the Custom Sections section of this guide.
- Specification Hierarchy structures that are supported by the reports, as described in the following sections of this guide: Trade Specification Reports, Nutrition Profile Reports, Formulation Specification Reports.

The Report Dialog requires the following:

- Oracle's Agile Product Lifecycle Management for Process version 6.1.1.5.
- Hierarchy Denormalization Service is required for this report. You can learn more about this service in the *Agile Product Lifecycle Management for Process Hierarchy Denormalization Guide.*

The following steps must be taken to install the Nutrition Fact Panel reports:

1. Run Reporting DBLayer script, LoadAllObjects.sql located in the <EP_HOME>\ ReferenceImplementations \ReportingDBLayer\<SQLSERVER or ORACLE>\. Read the ReadMe.txt before running this script.

2. Upload the BI Publisher .xdrz file which contains the Nutrition Fact Panel reports. This is located in the <EP_HOME>\ReferenceImplementations\ReferenceReportPacks\GSM directory.

   This file is a BI Publisher binary file which is the folder containing all the reports and the BI Publisher Data Models for both Oracle and SQL Server. This file should be uploaded to the 'Shared Folders' directory in BI Publisher. To upload this file you will need to go to:

   'http://{host}:{port}/xmlpserver/servlet/catalog' where {host} and {port} are those of your BI Publisher installation. When you use this URL, the 'Upload' functionality becomes available in the lower left panel as shown here:

© 2015 Oracle Corporation

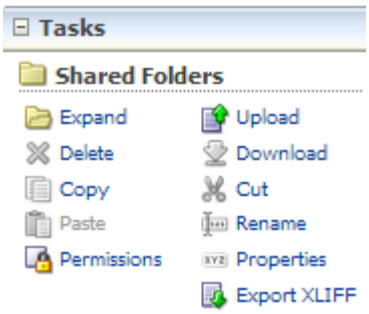

After uploading this file, there should be a new folder under 'Shared Folders' called 'PLMforProcess_Reference'. Under this folder there will be one folder per Report Pack. The following image shows the BI Publisher directory structure with both the Canadian and US Nutrition Fact Panel reports. If not uploaded to this location the reports will not function.

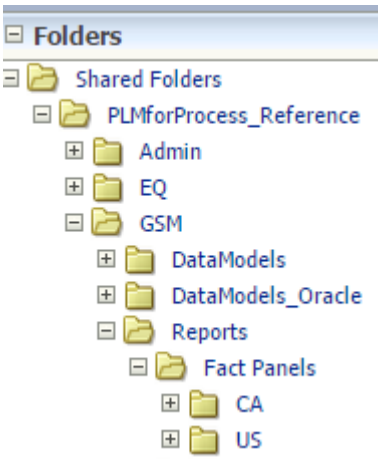

3. Configuring the Proper Data Model – Oracle or SQL Server

   Out of the box, under the Reporting Pack folder such as 'GSM', there are 2 Data Model folders, one for Oracle and one for SQL Server. They are named 'DataModels_' with either 'Oracle' or 'SQL Server' appended to it. You will need to rename the one you want to use to just 'DataModels'. If you like you can delete the other one. An example of the Data Models configured to use SQL Server is shown in Step 2 above.

   Note: Sample Data

   Each Data Model comes preloaded with a generic sample.xml file. It is recommended that you do not overwrite the sample files, but if this happens, the files are located in the Data Model folders of BI Publisher and can be reloaded. Data Models are usually released without sample data. However, in the case of nutrition facts panel reports, if the sample data file has a null value for a nutrient, BI Publisher will not populate the nutrient data when a report is executed against active data.

4. Confirm the existing Extended Attributes naming convention is in line with what the report expects. Extended Attributes are used to store nutritional values. If the out of the box naming conventions are

© 2015 Oracle Corporation

used for these Extended Attributes then no further steps are required. To see the names that are used out of the box, please see Appendix 2: Required Calculated Extended Attributes.
If these naming conventions have not been followed then a mapping exercise will be necessary. Please see "How do you use your existing extended data in the reports?" in the Customizing & Configuring Your Reports section.

The following steps must be taken to install the Nutrition Fact Panel Report Dialog.

The Nutrition Fact Panel Dialog is not a requirement to use the Fact Panel Reports; however it will make it simpler for users to launch the appropriate report. There are over 30 fact panel reports which could be confusing if launched using standard navigation extensions.

1. **Run the Report Dialog Installer** found in ReferenceImplementation/ReferenceReportPacks/GSM/ReportDialog/FactPanelSetup.exe

    a. **Select how to Apply Scripts**. Provide a database type and connection string.

    b. **Select the Regions** you want to support.

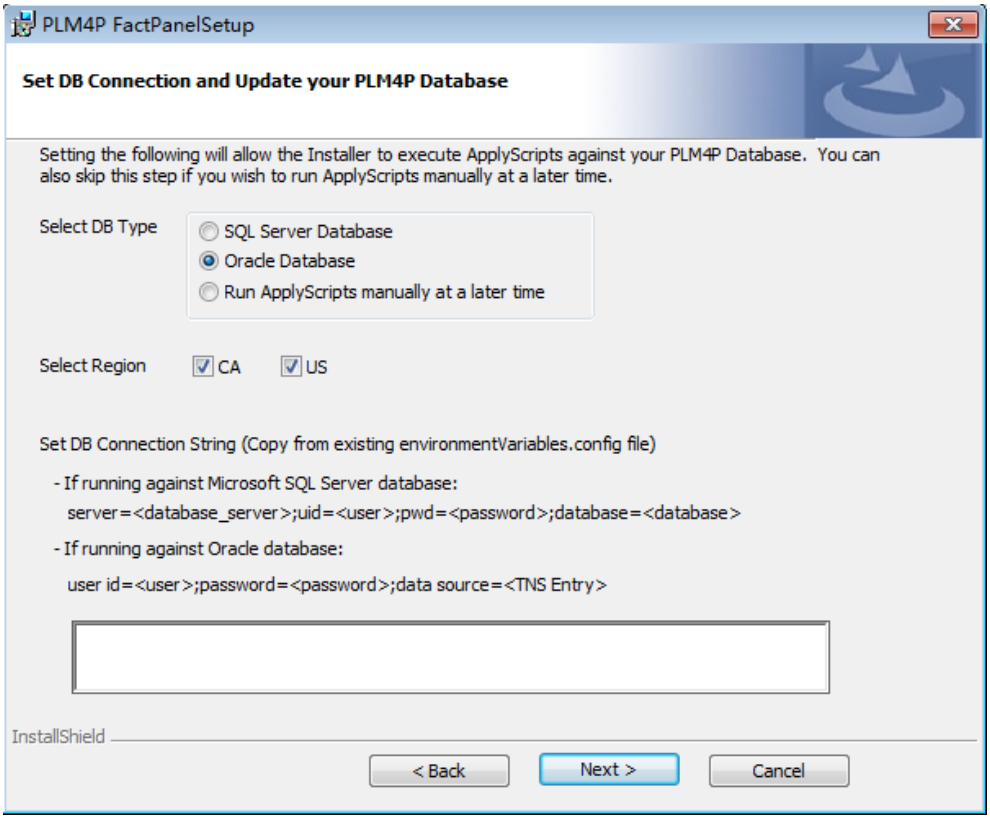

2. **Map Reports** to a BI Publisher report folder in Extensions/ReportDialog.xml

    Find the Fact Panel REPORTFORM node for each form you created.

© 2015 Oracle Corporation

Create a REPORTDIRECTORY node for each unique BI Publisher directory where the reports are located. You can point each individual ReportID to a different location. The ReportID attribute also allows you to use RegEx. For example, you can declare a specific directory for all report IDs that start with US by setting the ReportID to "US*" Out of the box the US Fact Panel Reports are in a different directory than the CA Fact Panels.

```
<ReportDialog>
    <ReportForm FORMID="FactPanel">
      <ReportFilter
ClassURL="Class:Oracle.Agile.PlmProcess.ReportDialog.Lib.Common.ReportResultFilter,ReportDialog" />
     <ReportURLConfig>
        <ReportDirectory REPORTID="US*" URL="@@VAR:Prodika.ReportServer.URL@@/@@/<REPORT SUBFOLDER PATH>"
ADDITIONALPARAM="_xmode=3"/>
        <ReportDirectory REPORTID="CA*" URL="@@VAR:Prodika.ReportServer.URL@@/<REPORT SUBFOLDER PATH>"
ADDITIONALPARAM="_xmode=3" />
     </ReportURLConfig>
  </ReportForm>
</ReportDialog>
```

3. **Set Your Consumer Prep Nutrient Profile Workflow Tag**. The As Prepared reports rely on a workflow tag(s) to indicate which Nutrient Profile represents the approved As Prepared nutrient data. Locate the behavior ID(s) for the tag(s) in ADMN and run the following script to update the tag ID(s) for all available reports.

```
update RPT_FactPanel set
PARAMETER_CLASS='Class:Oracle.Agile.PlmProcess.ReportDialog.Lib.Common.SpecRelatedParameterGen
erator,ReportDialog$<TagBehaviorId(s)>' where REPORT_ID in ('US11','US12','CA12','CA13');
```

© 2015 Oracle Corporation

Chapter 5—Oracle BI Publisher Reports

This Nutrition Facts Panel Report Pack contains Nutrition Facts Panel reports that can be executed via the new Report Dialog (or any custom navigation extension) from formulation specifications, nutrient profiles and trade specifications. Each report contains a Nutrition Facts Panel as defined by either the Canadian Food Inspection Agency or the United States Food and Drug Administration, and where applicable, the report also includes Allergens, Label Claims, Complies With, and Ingredient Statement information.

The Nutrition Facts Panel within each report contains only the required nutrients as defined by either the Canadian Food Inspection Agency or the United States Food and Drug Administration. The data models support all required and voluntary nutrients, so the reports can be customized to include additional nutrients as desired.

Some of the techniques described in this document can be used to present facts panel data in other areas of the application such as ingredient specifications. However, you will need to make adjustments to account for the data available for a given object. For an example 100g data is presented on the ingredients nutrient composition; however, “Serving Size” and nutrient “Per Serving” is not available. Therefore, you will need to add additional custom data and create new report layouts to support these areas if you wish to produce nutrition facts panel reports for ingredient specifications.

Trade Specification Reports

All trade specification reports contain a Nutrition Facts Panel which displays the appropriate nutrient data and ingredient statement from the related nutrient profiles, as well as the Allergens, Label Claims, and Complies With from the trade specification that the report was launched.

The trade specification reports include the following layouts:

- Standard Format
- Bilingual Standard Format
- Dual Format (As Packaged – As Prepared)
- Bilingual Dual Format (As Packaged – As Prepared)
- Aggregate Format
- Bilingual Aggregate Format

As the trade specification does not store nutrition data, the trade specification Nutrition Facts Panel Report requires the nutrient data to be pulled from nutrient profiles containing the proper information. Since trade specification can be associated with multiple nutrient profiles, the Report Dialog will pass the appropriate information to BI Publisher by interrogating the user’s input and the related nutrient profile’s relationship to the trade specification. The following trade specification hierarchies are supported.

Trade specification with one related “Active” nutrient profile supports the following reports:

© 2015 Oracle Corporation

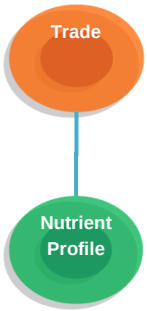

- Trade Standard Nutrition Facts Panel by Region
- Trade Bilingual Nutrition Facts Panel by Region

Trade specification with 1 “Active” nutrient profile (As Packaged), and 1 nutrient profile with the configured Report Dialog workflow tag “As Prepared” supports the following reports:

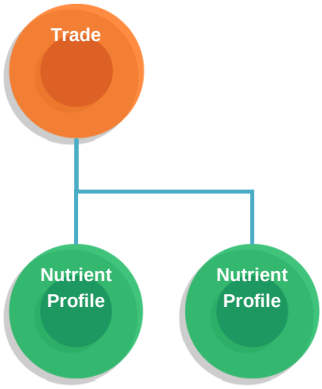

- Trade As Packaged-As Prepared Dual Column Nutrition Facts Panel by Region
- Trade As Packaged-As Prepared Bilingual Dual Column Nutrition Facts Panel by Region

Trade specification TU/CU hierarchy with 2-4 related “Is Approved” nutrient profiles supports the following reports (the data mode supports up to 5):

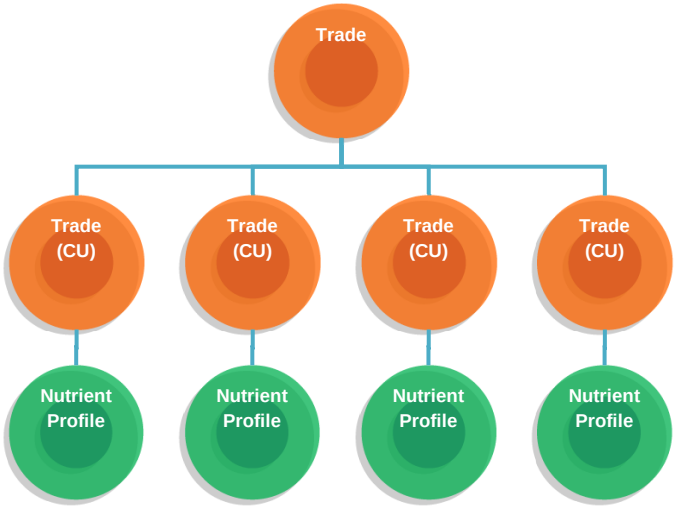

- Trade Aggregate 2, 3 and 4 Nutrition Facts Panel by Region
- Trade Bilingual Aggregate 2, 3 and 4 Nutrition Facts Panel by Region

© 2015 Oracle Corporation

Nutrition Profile Reports

All nutrient profile reports contain a Nutrition Facts Panel which displays the appropriate nutrient data and ingredient statement from the nutrient profile from which the report was launched. “Allergens”, “Label Claims” and “Complies With” data is not displayed; that information resides on trade specifications.

The Nutrient Profile reports include the following layouts:

- Standard Format
- Bilingual Standard Format

Since nutrient data resides directly on the nutrient profiles, the following reports can simply be executed from the nutrient profile.



- Nutrient Profile Standard Nutrition Facts Panel by Region
- Nutrient Profile Bilingual Nutrition Facts Panel by Region

Formulation Specification Reports

All formulation reports contain a Nutrition Facts Panel which displays the appropriate nutrient data and ingredient statement from the appropriate formulation output material specification from which the report was launched. “Allergens”, “Complies With” and the “Ingredient Statement” data is pulled from the related output material specification. “Label Claims” are not displayed on formulation reports as that information is only stored on trade specifications.

The Formulation Specification reports include the following layouts:

- Standard Format
- Bilingual Standard Format
- Dual Format (As Packaged – As Prepared)
- Bilingual Dual Format (As Packaged – As Prepared)

Since the nutrient data resides directly within the formulation specification on the Formulation Output pop-up window, the following reports can executeded directly from the formulation specification.

The following reports are executed against the formulation output of the last step of the formulation.

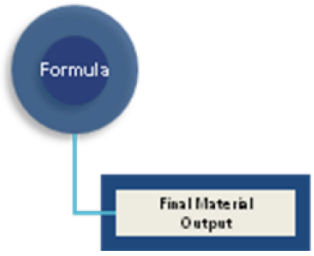

- Formulation Standard Nutrition Facts Panel by Region
- Formulation Bilingual Nutrition Facts Panel by Region

The following reports are executed against the formulation outputs of the last “Standard” formulation step and the last “Consumer Prep” step of the formulation.

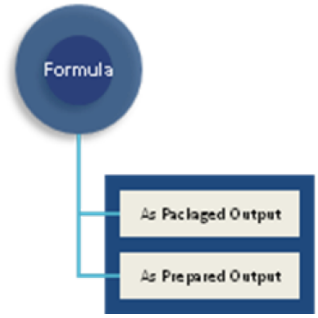

- Formulation As Package-As Prepared Dual Column Nutrition Facts Panel by Region
- Formulation As Package-As Prepared Bilingual Dual Column Nutrition Facts Panel by Region

Note: Since “Servings Per Container” is not captured on formulation output specifications, “Servings Per Container” will not display on the nutrition facts panels within these reports.

Please refer to Appendix 1: Report Overviews for a complete list of the available Nutrition Facts Panel Reports.

Multilingual Support

Each report can be executed in English, Spanish or French, and each bilingual report will display the Nutritional Facts Panel in any 2 of the aforemention lanuguages.With respect to lanuguage, the report is driven by 2 different language paramenters defined in the BI Publisher Data Models: Report Content Language and the Nutrition Facts Panel Language.

The Report Content Language parameter determines the language in which the following report labels and report content will display.

- Report Title
- Spec Name
- Spec #
- Equivalent

© 2015 Oracle Corporation

- Allergens
- Complies With
- Label Claims
- Ingredient Statement

The Nutrition Facts Panel Language parameter determines the languages in which the Nutrition Facts Panel data will be displayed.

For example, if both the Report Content Language and the Nutrition Facts Panel Language are set to "English" in the "Trade Standard Nutrition Facts Panel – US" report,

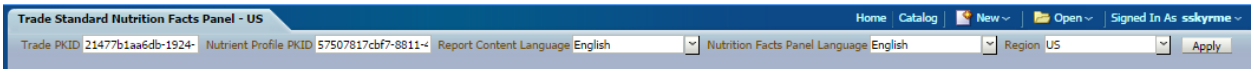

the entire report will be display in "English" as follows:

US - Nutrition Facts Panel Report

Spec Name: Poppers Oatmeal Bites

Spec #: 5081781-001

Equivalent: USORACLE-558899

Nutrition Facts

Serving Size 3 Cookies

Servings Per Container 4

Amount Per Serving	
Calories 210	Calories from Fat 60
	% Daily Value*
Total Fat 6g	9%
Saturated Fat 0g	0%
Trans Fat 0g	
Cholesterol 25mg	8%
Sodium 120mg	6%
Total Carbohydrate 32g	11%
Dietary Fiber 3g	12%
Sugars 0g	
Protein 3g	

Vitamin A	2%	* Vitamin C	4%
Calcium	4%	* Iron	10%

*Percent Daily Values are based on a 2,000 calorie diet. Your daily values may be higher or lower depending on your calorie needs:

	Calories:	2,000	2,500
Total Fat	Less Than	65g	80g
Sat fat	Less Than	20g	25g
Cholesterol	Less Than	300mg	300mg
Sodium	Less Than	2400mg	2400mg
Total Carbohydrate		300g	375g
Dietary Fiber		25g	30g

Calories per gram:

Fat 9 * Carbohydrate 4 * Protein 4

Allergens

Egg, Milk, Wheat

Complies With

Organic

Label Claims

Reduced Sugar, Reduced Fat

Ingredient Statement

Organic Oats, Organic Brown Sugar, Organic Butter (Organic Cream [Milk], Salt), Organic Whole Wheat Flour, Organic Cane Sugar, Organic Whole Eggs, Sea Salt, Baking Powder (Sodium Acid Pyrophosphate, Sodium Bicarbonate, Corn Starch, Monocalcium Phosphate), Organic Vanilla Extract, Baking Soda. Contains Milk, Soy, Wheat, Eggs. Made On A Line Shared With Peanuts, Tree Nuts.

Date: Oct 2, 2014 at 9:51 PM

© 2015 Oracle Corporation

If the Report Content Language is set to “English”, and the Nutrition Facts Panel Language 1 is set to “English”, and the Nutrition Facts Panel Language 2 is set to “Spanish” for the Trade Bilingual Nutrition Facts Panel– US report,

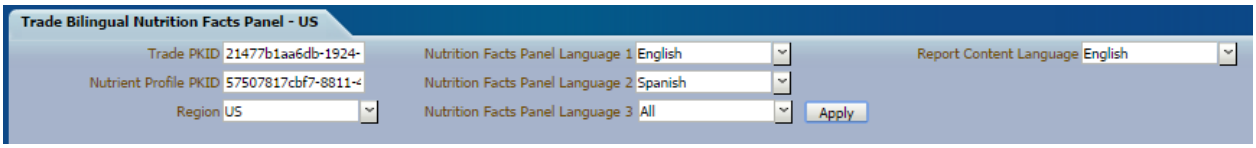

the report content will be display in “English”, while the nutrition fact panel data will display a bilingual facts panel in “English” and “Spanish” as follows:

US - Nutrition Facts Panel Report

Spec Name: Poppers Oatmeal Bites

Spec #: 5081781-001

Equivalent: USORACLE-558899

Nutrition Facts/Datos de Nutrición

Serving Size/Tamaño por Ración 3 Cookies/3 Galletas

Servings Per Container/Raciones por Envase 4

Amount Per Serving/Cantidad por Ración	
Calories/Calorías 210	Calories from Fat/Calorías de Grasa 60
	% Daily Value/% Valores Diarios*
Total Fat/Grasa Total 6g	**9%**
Saturated Fat/Grasa Saturada 0g	**0%**
Ácido Graso Trans/Ácido Graso Trans 0g	
Cholesterol/Colesterol 25mg	**8%**
Sodium/Sodio 120mg	**6%**
Total Carbohydrate/Total Carbohydrate 32g	**11%**
Dietary Fiber/Fibra Dietética 3g	**12%**
Sugars/Azúcares 0g	
Protein/Proteínas 3g	

/Vitamina A	2%	*	Vitamina C/Vitamina C	4%
Calcium/Calcio	4%	*	Iron/Hierro	10%

*Percent Daily Values are based on a 2,000 calorie diet. Your daily values may be higher or lower depending on your calorie needs:

*Los porcentajes de Valores Diarios están basados en una dieta de 2.000 calorías. Sus valores diarios pueden ser mayores o menores dependiendo de sus necesidades calóricas:

Calorías:		2,000	2,500
Total Fat/Grasa Total	Less Than/Menos de	65g	80g
Sat fat/Grasa Sat	Less Than/Menos de	20g	25g
Cholesterol/Colesterol	Less Than/Menos de	300mg	300mg
Sodium/Sodio	Less Than/Menos de	2400mg	2400mg
Total Carbohydrate/Carbohidrato Total		300g	375g
Dietary Fiber/Fibra Dietética		25g	30g

Calories per gram:/Calorías por gramo:

Fat/Grasa 9 * Carbohydrate/Carbohidratos 4 * Protein/Proteínas 4

Allergens

Egg, Milk, Wheat

Complies With

Organic

Label Claims

Reduced Sugar, Reduced Fat

Ingredient Statement

Organic Oats, Organic Brown Sugar, Organic Butter (Organic Cream [Milk], Salt), Organic Whole Wheat Flour, Organic Cane Sugar, Organic Whole Eggs, Sea Salt, Baking Powder (Sodium Acid Pyrophosphate, Sodium Bicarbonate, Corn Starch, Monocalcium Phosphate), Organic Vanilla Extract, Baking Soda. Contains Milk, Soy, Wheat, Eggs. Made On A Line Shared With Peanuts, Tree Nuts.

Date: Oct 2, 2014 at 10:08 PM

© 2015 Oracle Corporation

For additional information about multi-language support, please refer to *Agile Product Lifecycle Management for Process Configuration Guide*.

Report Naming Convention

The BI Publisher reports also follow a basic naming convention as follows:

[Spec Type][Panel Format][Panel Type]-[Region]-[Languages (if applicable)]

Where,

Spec Type = TRD (Trade), FRM(Formulation), NUTP(Nutrient Profile)

Panel Format = STD(Standard), TAB(Tabular), SIM(Simplified)

Panel Type = SGL(Single), ASP(As Prepared), AGG(Aggregate)

Region = US (United States) or CA (Cananda)

Languages = BI(Bilingual), TRI(Trilingual)

For Example,

TRDSTDSLG – CA – BI = Trade Standard Single Product Canadian Bilingual Report

© 2015 Oracle Corporation

Chapter 6—Nutrition Facts Panel Custom Data

This section describes the creation and configuration of the nutrients, extended attributes and custom sections needed to support the Nutrition Facts Panel Reporting Pack.

In order for the nutrient information to be available for the reports, the following requirements must be met:

1. All nutrients must be available with the appropriate InFoods ID in the application.
2. All calculated extended attributes must be created with the appropriate Attribute IDs.
3. Custom sections for the US Facts Panel and CN Facts Panel must be created utilizing the newly created extended attributes and extended to nutrient profiles and material specifications.

While nutrient data is captured throughout the specification hierarchy, these reports pull data from a custom section specific to regional facts panel requirements (i.e. Canadian or United States). These custom sections contain the calculated extended attributes that utilize the nutritional information from either the nutrient profile or the formulation output (depending on report) to calculate the following information for each nutrient attribute:

- Per Serving
- Rounded
- Overrides
- Final Per Serving
- %DV (Percent Daily Value)

Nutrient Data

All nutrition facts panel reports derived from trade specifications or nutrient profiles utilize the nutrition data from the related nutrient profile's Nutrition Panel tab. In order for the trade or nutrient profile reports to populate data, the "Amount Per Serving" value on the nutrient profiles must contain data in order for the application to calculate"Per Serving" values of the Nutrition Panel grid. Figure 3 shows the Nutrition Panel grid of the nutrient profile that is used to calculate the nutrient attributes for trade specification and nutrient profiles.

© 2015 Oracle Corporation

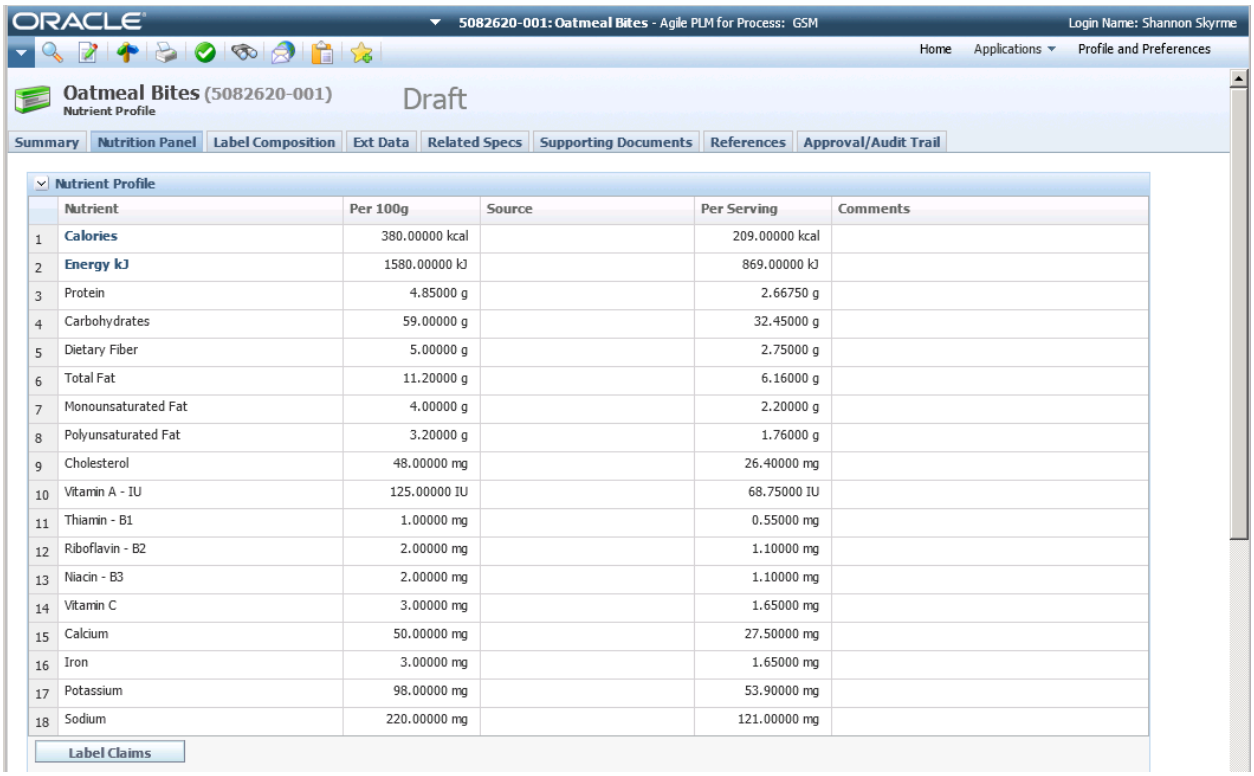

	Nutrient	Per 100g	Source	Per Serving	Comments
1	Calories	380.00000 kcal		209.00000 kcal	
2	Energy kJ	1580.00000 kJ		869.00000 kJ	
3	Protein	4.85000 g		2.66750 g	
4	Carbohydrates	59.00000 g		32.45000 g	
5	Dietary Fiber	5.00000 g		2.75000 g	
6	Total Fat	11.20000 g		6.16000 g	
7	Monounsaturated Fat	4.00000 g		2.20000 g	
8	Polyunsaturated Fat	3.20000 g		1.76000 g	
9	Cholesterol	48.00000 mg		26.40000 mg	
10	Vitamin A - IU	125.00000 IU		68.75000 IU	
11	Thiamin - B1	1.00000 mg		0.55000 mg	
12	Riboflavin - B2	2.00000 mg		1.10000 mg	
13	Niacin - B3	2.00000 mg		1.10000 mg	
14	Vitamin C	3.00000 mg		1.65000 mg	
15	Calcium	50.00000 mg		27.50000 mg	
16	Iron	3.00000 mg		1.65000 mg	
17	Potassium	98.00000 mg		53.90000 mg	
18	Sodium	220.00000 mg		121.00000 mg	

Figure 3. Nutrition Panel Grid

For formulation specifications, the nutrient data is stored in the Nutrient Composition grid of the Formulation Output popup window, as show below in Figure 4.

The Serving Size field located on in the Packaging Configuration section of the Yield tab of the Formulation Output must be populated for the “Per Serving” values to be calculated in the Nutrient Profile grid, as shown in Figure 5.

© 2015 Oracle Corporation

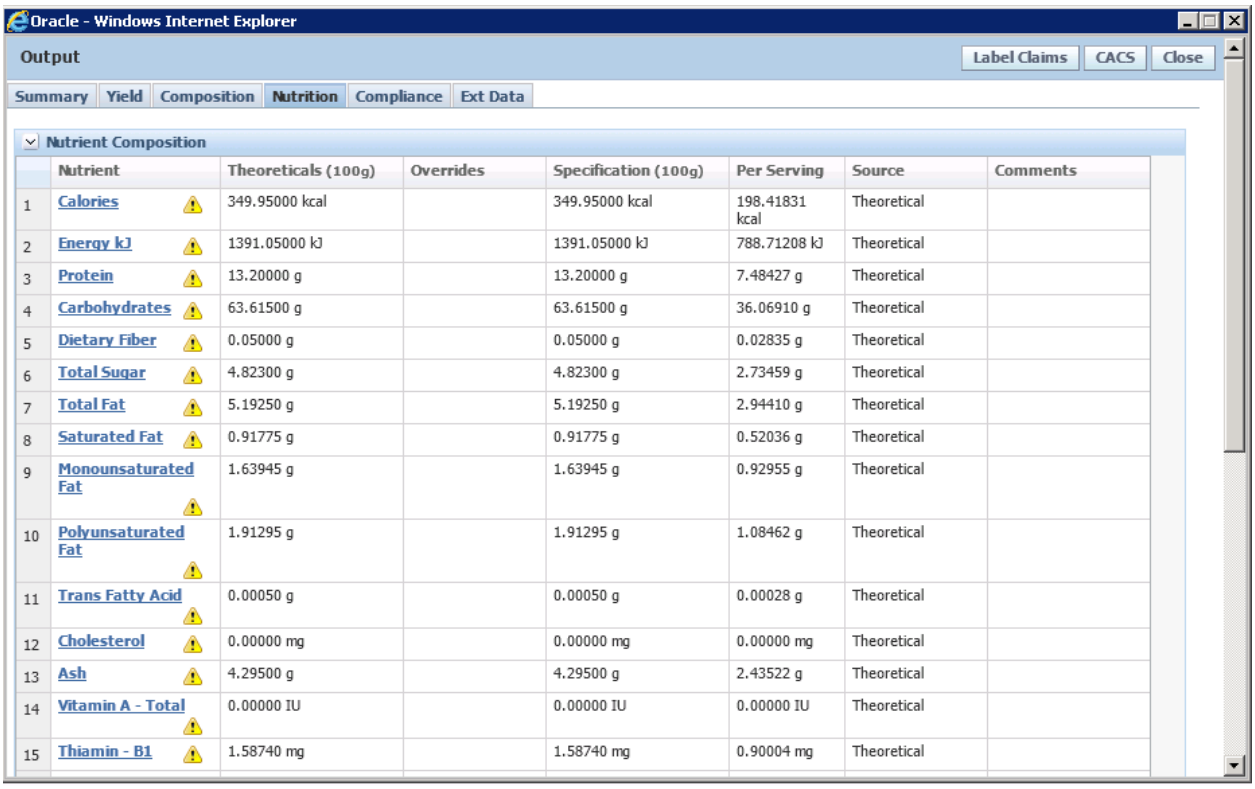

	Nutrient	Theoreticals (100g)	Overrides	Specification (100g)	Per Serving	Source	Comments
1	Calories	349.95000 kcal		349.95000 kcal	198.41831 kcal	Theoretical	
2	Energy kJ	1391.05000 kJ		1391.05000 kJ	788.71208 kJ	Theoretical	
3	Protein	13.20000 g		13.20000 g	7.48427 g	Theoretical	
4	Carbohydrates	63.61500 g		63.61500 g	36.06910 g	Theoretical	
5	Dietary Fiber	0.05000 g		0.05000 g	0.02835 g	Theoretical	
6	Total Sugar	4.82300 g		4.82300 g	2.73459 g	Theoretical	
7	Total Fat	5.19250 g		5.19250 g	2.94410 g	Theoretical	
8	Saturated Fat	0.91775 g		0.91775 g	0.52036 g	Theoretical	
9	Monounsaturated Fat	1.63945 g		1.63945 g	0.92955 g	Theoretical	
10	Polyunsaturated Fat	1.91295 g		1.91295 g	1.08462 g	Theoretical	
11	Trans Fatty Acid	0.00050 g		0.00050 g	0.00028 g	Theoretical	
12	Cholesterol	0.00000 mg		0.00000 mg	0.00000 mg	Theoretical	
13	Ash	4.29500 g		4.29500 g	2.43522 g	Theoretical	
14	Vitamin A - Total	0.00000 IU		0.00000 IU	0.00000 IU	Theoretical	
15	Thiamin - B1	1.58740 mg		1.58740 mg	0.90004 mg	Theoretical	

Figure 4. Nutrient Composition Grid of the Formulation Output Popup Window

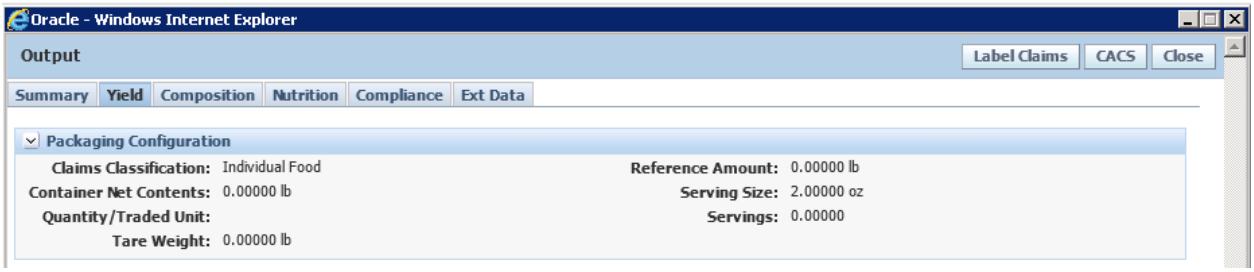

Figure 5. Serving Size field of Formulation Output Popup Window

Nutrients are created utilizing the Data Administration Toolkit. Figure 6 shows an example of the Saturated Fat Nutrient in the Data Admin Toolkit. The InFoods ID is used as a variable in the calculated extended attribute's Jscript to obtain the "Per Serving Values" for the new custom sections.

© 2015 Oracle Corporation

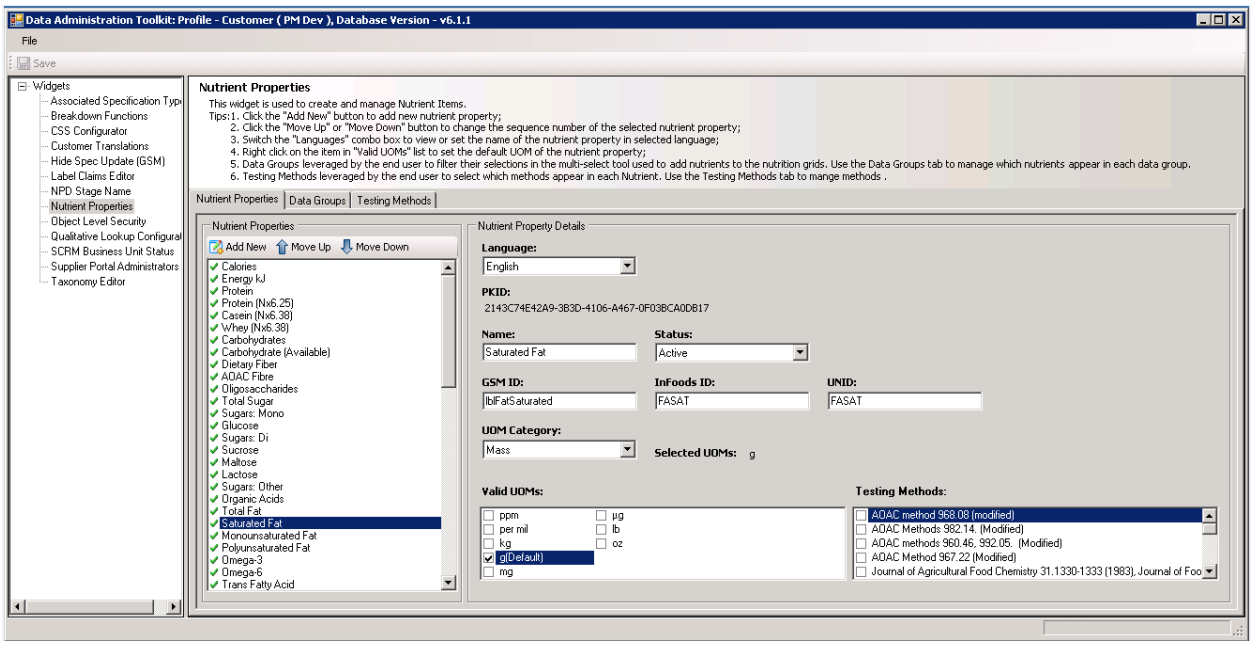

Figure 6. Saturated Fat Nutrient, Data Administration Toolkit

For additional information about nutrient creation, please refer to *Agile Product Lifecycle Management for Process Data Administration Toolkit Guide*.

The following nutrients are supported by the Nutrition Facts Panel Report Pack:

- Added Sugars
- Biotin
- Calcium
- Calories
- Calories From Fat
- Carb
- Chloride
- Cholesterol
- Chromium
- Copper
- Fat
- Fiber
- Folate
- Insoluble Fiber
- Iodine
- Iron
- Magnesium
- Manganese
- Molybdenum
- Monounsaturated Fat
- Niacin
- Other Carbohydrate
- Pantothenic acid
- Phosphorus
- Polyunsaturated Fat
- Potassium
- Protein
- Riboflavin
- Saturated Fat
- Selenium
- Sodium
- Soluble Fiber
- Sugar Alcohol
- Sugar
- Thiamin
- Trans Fat
- Vitamin A
- Vitamin A Total
- Vitamin B12
- Vitamin B6
- Vitamin C
- Vitamin D
- Vitamin E
- Vitamin K
- Zinc

© 2015 Oracle Corporation

Calculated Extended Attributes

The majority of the required nutrition attributes are represented by calculated extended attributes. While the nutrient profiles and formulation output materials store the “Serving Size”, “Per Serving(100 g)”, and “Per Serving” nutrient values, calculated extended attributes are used to expose/calculate the “Per Serving”, “Rounded”, “Overrides“, “Final Per Serving“ and “%DV“ for the nutrient information needed to produce a Nutrition Facts Panel reports.

Figures 7 though 11 show the exact configuration to create the Saturated Fat row within the US Facts Panel custom section. All remaining calculated extended attributes are very similar except for the specific Jscript used to perform calculations on specific nutrition attributes. Please refer to Appendix 2: Required Calculated Extended Attributes for a listing of all required calculated extended attributes that must be created to support the Nutrition Facts Panel Report Pack.

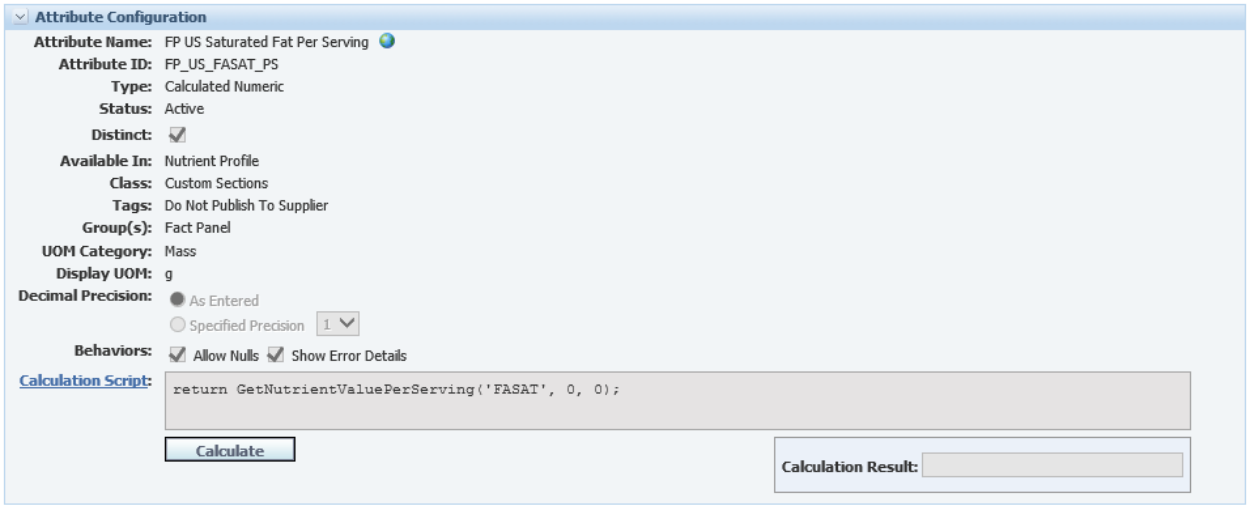

Figure 7. FP Saturated Fat Per Serving

© 2015 Oracle Corporation

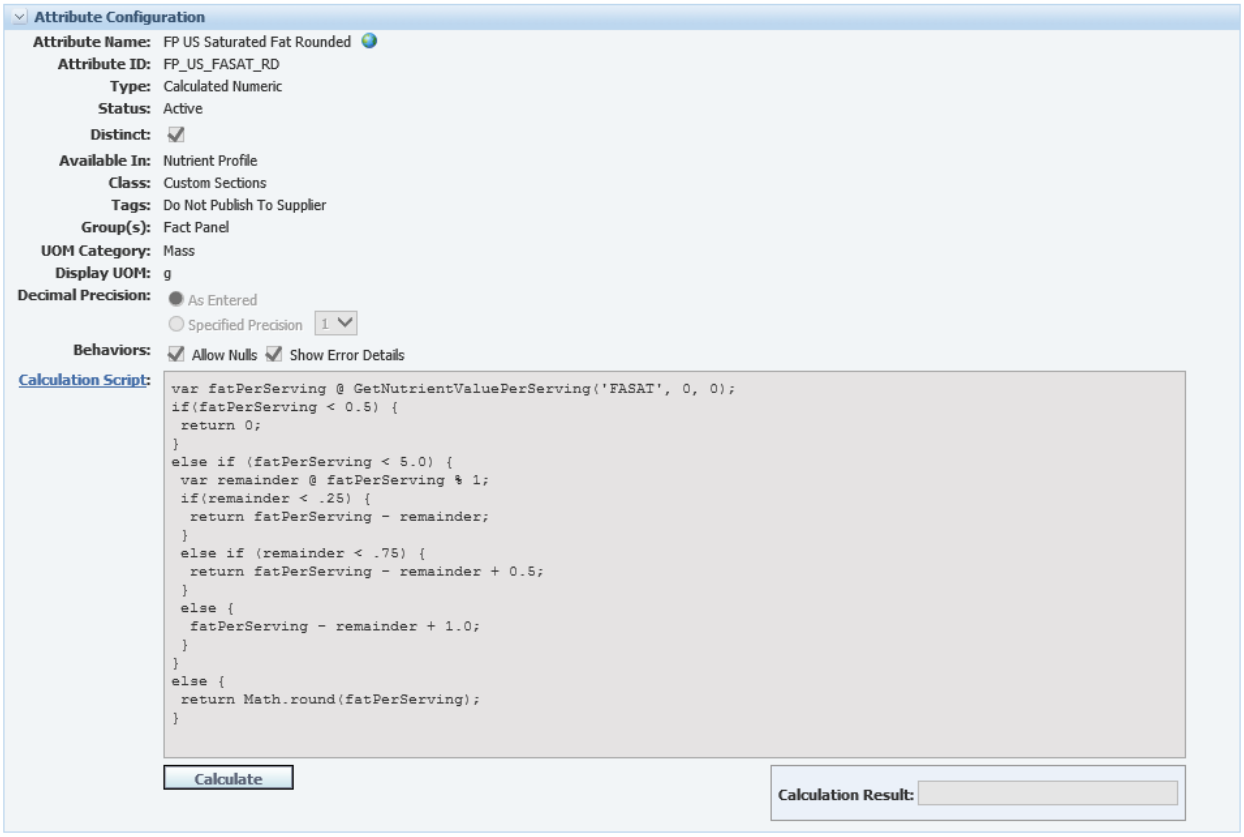

Figure 8. FP Saturated Fat Rounded

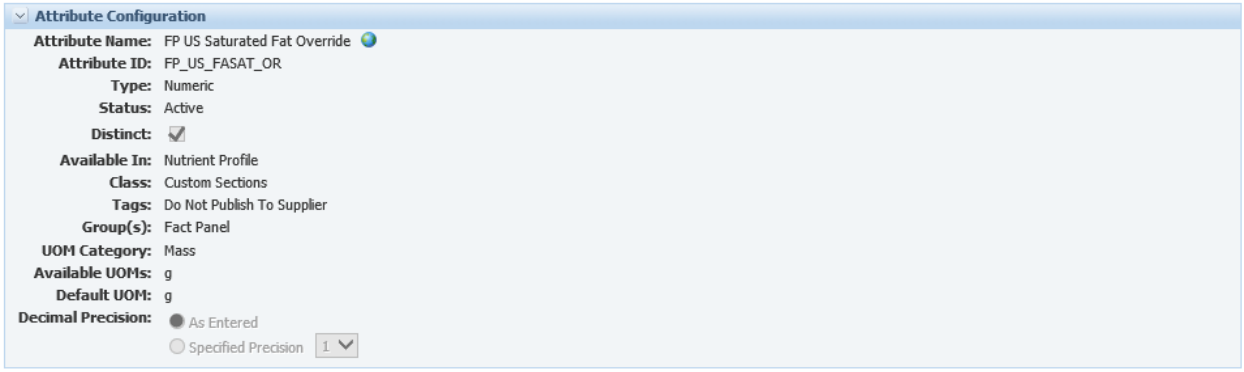

Figure 9. FP Saturated Fat Override

© 2015 Oracle Corporation

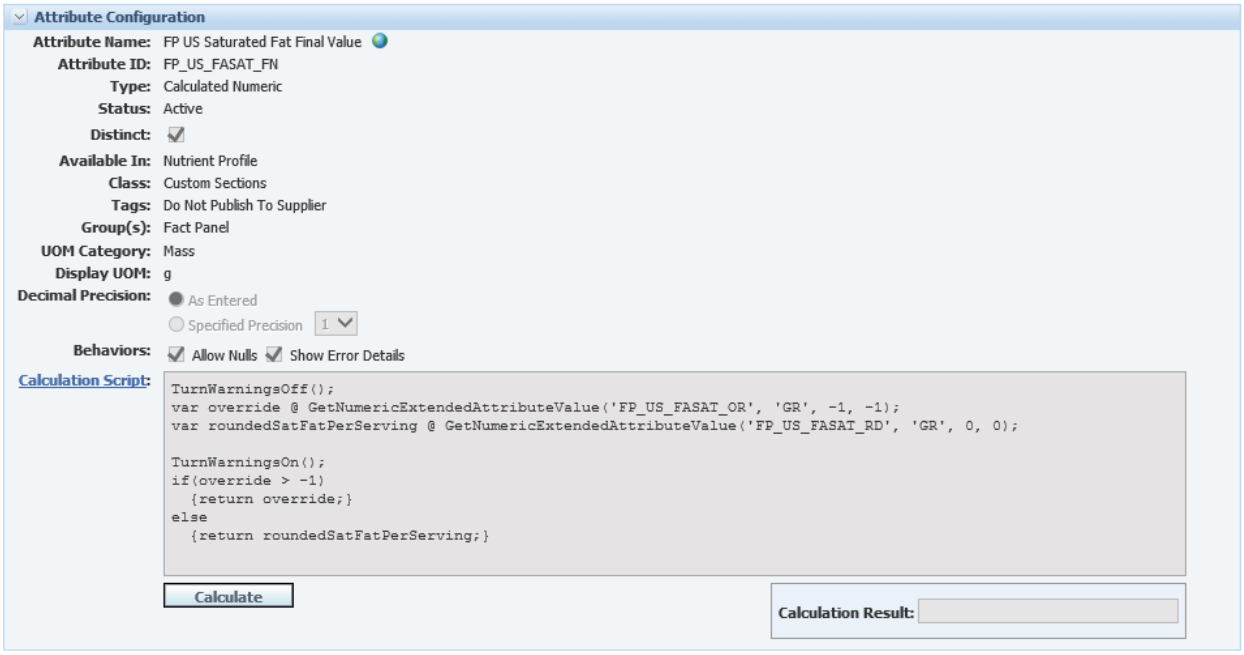

Figure 10. FP Saturated Fat Final Value

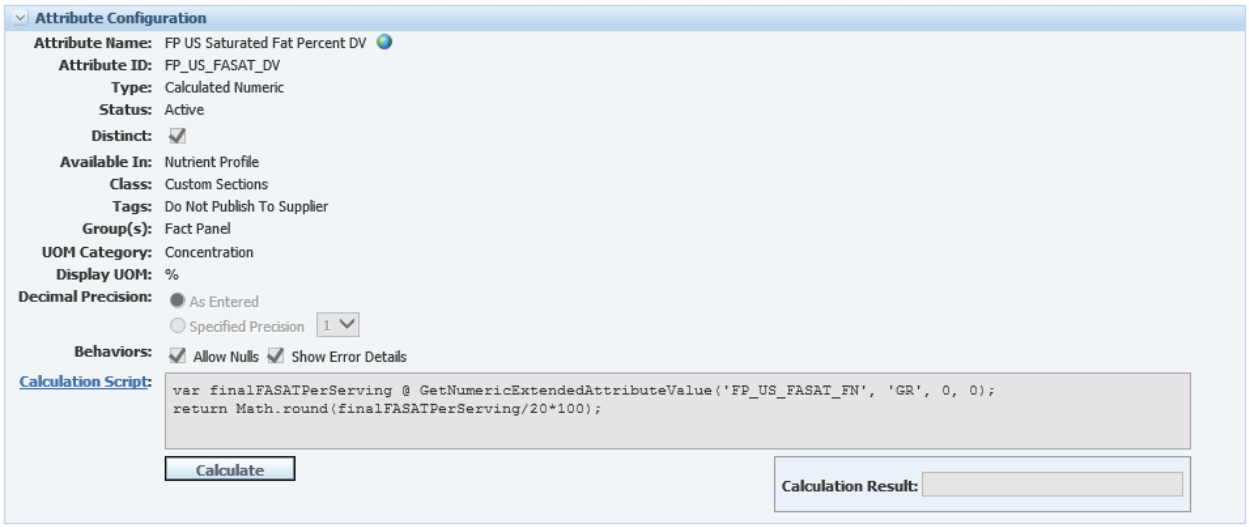

Figure 11. FP Saturated Fat DV

All “Per Serving Values”, “Rounded Values”, “Final Values” and “%DV” extended attributes should be created as follows:

- Type: “Calculated Numeric”
- Status: “Active”
- Distinct: “checked”
- Available In: <Null>
- Class: Custom Sections
- Tags: “Do Not Publish To Supplier”

© 2015 Oracle Corporation

- Group(s): "Fact Panel"
- UOM Category: "*Based on nutrient, See* Appendix 2: Required Calculated Extended Attributes"
- Display UOM: "*Based on nutrient, See* Appendix 2: Required Calculated Extended Attributes"
- Decimal Precision: "As Entered"
- Behaviors: Allow Nulls – "Checked" and Show Error Details - "Checked"
- Calculation Script: "*Based on nutrient, See* Appendix 2: Required Calculated Extended Attributes"

All "Override" extended Attributes should be created as follows:

- Type: "Numeric"
- Status: "Active"
- Distinct: "checked"
- Available In: <Null>
- Class: Custom Sections
- Tags: "Do Not Publish To Supplier"
- Group(s): "Fact Panel"
- UOM Category: "*Based on nutrient, See* Appendix 2: Required Calculated Extended Attributes"
- Available UOM: "*Based on nutrient, See* Appendix 2: Required Calculated Extended Attributes"
- Default UOM: "*Based on nutrient, See* Appendix 2: Required Calculated Extended Attributes"
- Decimal Precision: "As Entered"

***Very Important*:** Each extended attribute must be created as a "**Distinct**" attribute to support the Oracle BI Publisher SQL script that provides the nutrition data for the report pack.

Note: See the *Agile Product Lifecycle Management for Process Extended Attribute Calculation Guide* for more information on calculate extended attributes, and Appendix B of the *Agile Product Lifecycle Management for Process Administration User Guide* for a listing of all variables and InFoods IDs needed to pull nutrient and serving size values from specifications.

Extended Attribute Naming Convention

When creating extended attributes, it is very important to think through the naming conventions. Standardizing your naming conventions for your extended attributes will make it much easier to search for specific extended attributes. Knowing that the calculated extended attributes for the Nutrition Facts Panel Report Pack supports both Canadian and United States facts panels, a complete set of extended attributes that represent each of the nutrient values for both regionally defined regulatory standards must be created. When creating the new extended attributes it might be helpful to consider the following nomenclature:

[FP] [REGION] [INFOODSID] [USE]

© 2015 Oracle Corporation

Example of "US Carbohydrates Percent Daily Value":

FP US CHOCDF DV

Where,

FP = Fact Panel (primarily used for extended attribute user lookup)

REGION = Country/Region the EA is associated (i.e. US and CN)

INFOODSID = Abbreviation for nutrients adopted from InFoodsID

USE = Describes the nutritional calculations

- PS = Per Serving
- RD = Rounded
- FN = Final Values
- DV = Percent Daily Values
- OR = Overrides

InFoods is an international recognized organization that establishes international guidelines and standards for food and component nomenclature, data interchange, compilation, data checks, conversions, sampling, and data quality.

***Note*:** Added Sugar, Sugar Alcohol and Other Carbohydrates do not currently have a defined InFoods ID.

Rounding Rules

All rounding rules and %DV rules needed for the calculated extended attributes can be obtained at the following web addresses:

US Rounding and %DV Rules:

http://www.fda.gov/food/guidanceregulation/guidancedocumentsregulatoryinformation/labelingnutrition/ucm064932.htm

Canadian Rounding and %DV Rules:

http://www.inspection.gc.ca/english/fssa/labeti/nutricon/nutriconapp3e.shtml

© 2015 Oracle Corporation

Custom Sections

Both a United States Facts Panel and a Canada Facts Panel custom section must be created and contain the following columns: “Per Serving”, “Rounded”,” Overrides”, “Final Per Serving”, “%DV”. Since this is a custom section, additional columns can be added as needed to meet specific business requirements.

The “US Fact Panel” and “CN Fact Panel” custom sections must be created to support the report. The following information should be used to create both custom sections:

- Section Name: US Fact Panel or CN Fact Panel
- ID: US_Fact_Panel or CN_Fact_Panel
- Hide Header: Null
- Status: Active
- Available In: Nutrient Profiles, Formulation Specifications
- Tags: Do Not Publish To Supplier
- Denorm Model: Null
- Section Alias: Null
- Include In De-norm: Null
- De-norm Type: Direct Map
- De-norm Status: Will Not Be Included in the Denorm Process (-1)

In most cases, each row of the “US Facts Panel” and “Canada Facts Panel” customs sections represent an individual nutrient that can be found on the Nutrition Panel tab. Since regulatory agencies do not call for “%DV” values on all nutrition attributes, some custom section cells will be left blank. Depending on your business requirements, your custom section could include all required and voluntary nutrients as defined by each region in which the custom section is defined. The delivered data models currently support all required and voluntary nutrients defined by both United States and Canada regulatory agencies. Figure 12 displays a partial view of the US Facts Panel custom section for all required and voluntary nutrients.

© 2015 Oracle Corporation

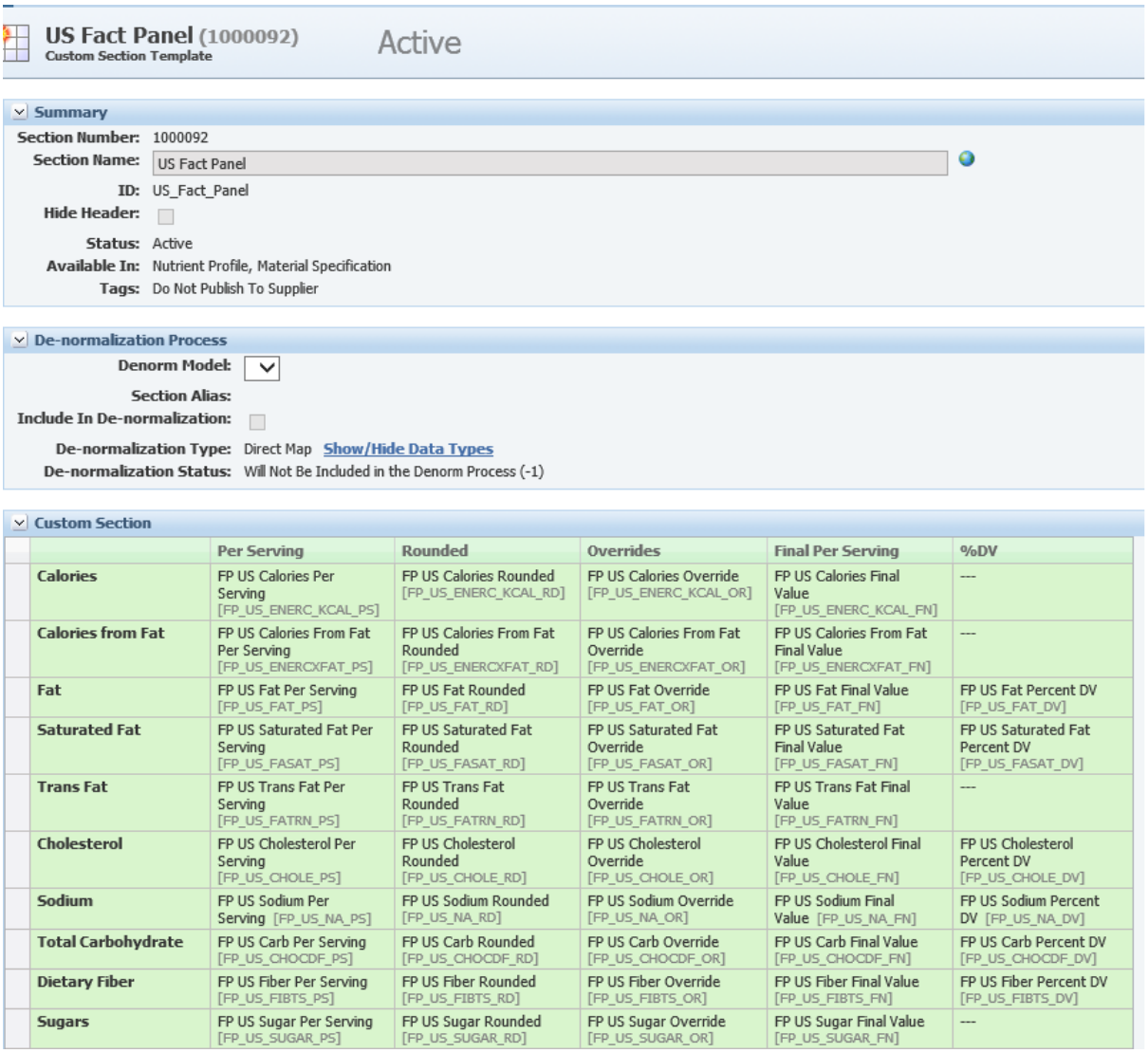

US Fact Panel (1000092) Active
Custom Section Template

Summary

Section Number: 1000092
Section Name: US Fact Panel
ID: US_Fact_Panel
Hide Header:
Status: Active
Available In: Nutrient Profile, Material Specification
Tags: Do Not Publish To Supplier

De-normalization Process

Denorm Model:
Section Alias:
Include In De-normalization:
De-normalization Type: Direct Map Show/Hide Data Types
De-normalization Status: Will Not Be Included in the Denorm Process (-1)

Custom Section

	Per Serving	Rounded	Overrides	Final Per Serving	%DV
Calories	FP US Calories Per Serving [FP_US_ENERC_KCAL_PS]	FP US Calories Rounded [FP_US_ENERC_KCAL_RD]	FP US Calories Override [FP_US_ENERC_KCAL_OR]	FP US Calories Final Value [FP_US_ENERC_KCAL_FN]	---
Calories from Fat	FP US Calories From Fat Per Serving [FP_US_ENERCXFAT_PS]	FP US Calories From Fat Rounded [FP_US_ENERCXFAT_RD]	FP US Calories From Fat Override [FP_US_ENERCXFAT_OR]	FP US Calories From Fat Final Value [FP_US_ENERCXFAT_FN]	---
Fat	FP US Fat Per Serving [FP_US_FAT_PS]	FP US Fat Rounded [FP_US_FAT_RD]	FP US Fat Override [FP_US_FAT_OR]	FP US Fat Final Value [FP_US_FAT_FN]	FP US Fat Percent DV [FP_US_FAT_DV]
Saturated Fat	FP US Saturated Fat Per Serving [FP_US_FASAT_PS]	FP US Saturated Fat Rounded [FP_US_FASAT_RD]	FP US Saturated Fat Override [FP_US_FASAT_OR]	FP US Saturated Fat Final Value [FP_US_FASAT_FN]	FP US Saturated Fat Percent DV [FP_US_FASAT_DV]
Trans Fat	FP US Trans Fat Per Serving [FP_US_FATRN_PS]	FP US Trans Fat Rounded [FP_US_FATRN_RD]	FP US Trans Fat Override [FP_US_FATRN_OR]	FP US Trans Fat Final Value [FP_US_FATRN_FN]	---
Cholesterol	FP US Cholesterol Per Serving [FP_US_CHOLE_PS]	FP US Cholesterol Rounded [FP_US_CHOLE_RD]	FP US Cholesterol Override [FP_US_CHOLE_OR]	FP US Cholesterol Final Value [FP_US_CHOLE_FN]	FP US Cholesterol Percent DV [FP_US_CHOLE_DV]
Sodium	FP US Sodium Per Serving [FP_US_NA_PS]	FP US Sodium Rounded [FP_US_NA_RD]	FP US Sodium Override [FP_US_NA_OR]	FP US Sodium Final Value [FP_US_NA_FN]	FP US Sodium Percent DV [FP_US_NA_DV]
Total Carbohydrate	FP US Carb Per Serving [FP_US_CHOCDF_PS]	FP US Carb Rounded [FP_US_CHOCDF_RD]	FP US Carb Override [FP_US_CHOCDF_OR]	FP US Carb Final Value [FP_US_CHOCDF_FN]	FP US Carb Percent DV [FP_US_CHOCDF_DV]
Dietary Fiber	FP US Fiber Per Serving [FP_US_FIBTS_PS]	FP US Fiber Rounded [FP_US_FIBTS_RD]	FP US Fiber Override [FP_US_FIBTS_OR]	FP US Fiber Final Value [FP_US_FIBTS_FN]	FP US Fiber Percent DV [FP_US_FIBTS_DV]
Sugars	FP US Sugar Per Serving [FP_US_SUGAR_PS]	FP US Sugar Rounded [FP_US_SUGAR_RD]	FP US Sugar Override [FP_US_SUGAR_OR]	FP US Sugar Final Value [FP_US_SUGAR_FN]	---

Figure 12. US Facts Panel Custom Section

Custom Section Naming Convention

Like extended attributes, it is very helpful to think through the naming conventions. When creating the custom sections consider the following nomenclature:

[REGION] Fact Panel

Example of “United States Fact Panel”

US Fact Panel

Where,

REGION = Country/Region the Custom Section represents (i.e. US, EU or CN), and

Facts Panel is simply used to identify the custom section

© 2015 Oracle Corporation

For additional information on custom section creation, please refer to *Agile Product Lifecycle Management for Process Administrator User Guide*.

© 2015 Oracle Corporation

Chapter 7—Oracle BI Publisher Data Models

The Nutrition Facts Panel reports are supported by eight Oracle BI Publisher data models. The data models include all required and voluntary nutrients as defined by Canadian Food Inspection Agency and the United States Food and Drug Administration. The data models also include specific Nutrition Facts panel verbiage (i.e. Servings per Container, Amount, Less Than, etc) that is language aware. Users can further customize the reports to include any additional nutrient requirements for your specific business. Figure 13 shows an example of the Trade Hierarchy Fact Panel data model that supports the United States Standard Nutrition Facts Panel Report.

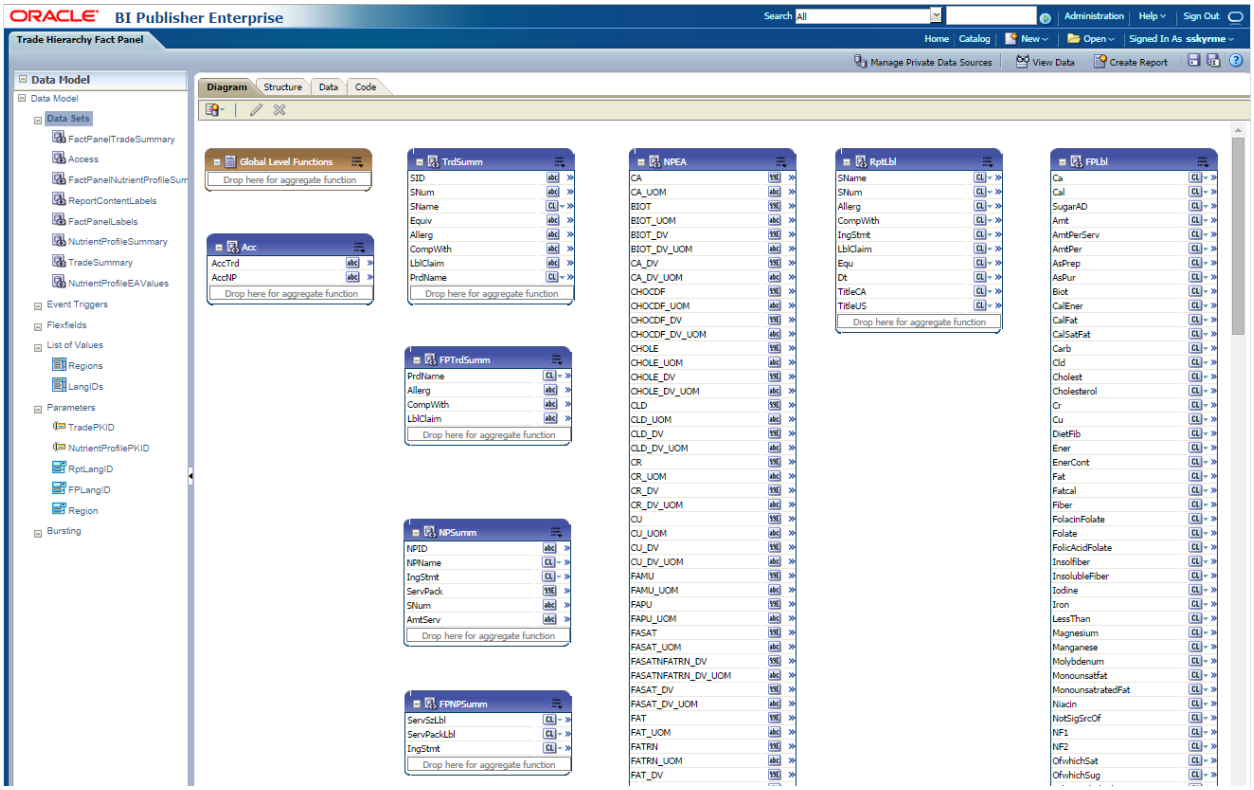

Figure 13. Trade Hierarchy Fact Panel Data Model

© 2015 Oracle Corporation

Chapter 8—Customizing & Configuring Your Reports

How do you use your existing extended data in the reports?

If your existing extended attributes have different IDs than detailed in Appendix 2 you will need to re-map your IDs. The Fact Panel Data Model retrieves its nutritional values from Extended Attributes. A database table, ReportingEAIDMapping, is used to determine which Extended Attributes to pull from. When running the DB Layer SQL scripts, this table is created and populated with EA IDs that customers will most likely not have. There are 2 deployment options.

1. Create Extended Attributes as descibred above that correspond with the out of the box IDs.

2. Use Extended Attributes with different IDs and update the ReportingEAIDMapping table to point to these these Extended Attributes. One simple way of doing this is to updated the CustomerSpecific_ReportingEAIDMapping_SQLServer.sql or CustomerSpecific_ReportingEAIDMapping_Oracle.sql script, locate in the <EP_HOME>\ReferenceImplementations\ReferenceReportPacks\GSM\Scripts\ directory, by replacing the out of the box Extended Attribute IDs with the customer specific IDs. This script will delete all rows from this table if it exists and then insert the updated mappings. For example, take the following insert statement::

```
insert into ReportingEAIDMapping (GenericEAID, Region, CustomerEAID)
values ('BIOT', 'US', 'FP_US_BIOT_FN');
```

   The out of the box Extended Attribute ID is 'FP_US_BIOT_FN'. If the customer uses an Extended Attribute with an ID of '*US_BIOTIN_F*' then the insert statement should change to:

```
insert into ReportingEAIDMapping (GenericEAID, Region, CustomerEAID)
values ('BIOT', 'US', 'US_BIOTIN_F');
```

   See Appendix 2: Required Calculated Extended Attributes for a list of all the out of the box IDs with their corresponding names.

Once this table is populated with the proper Extended Attribute IDs, the Fact Panel reports will use them.

How do you add a new region?

The Fact Panel Report Pack currently supports US and Canadian regulatory requirements. To support a new regulatory body or geographical region you'll need to do the following:

1. **Add New Region Admin Data:** Create the new Region in an existing Qualitative Lookup by using the Data Adminstration Toolkit. After launching the toolkit select 'Qualitative Lookup

© 2015 Oracle Corporation

Configuration' under 'Widgets' in the left hand navigation. In the center pane, select 'PLM4P_FP_Region'. Select the 'Add New' button and in the right pane add the new region. Follow the Data Adminstration Toolkit process to deploy this change to your environment.

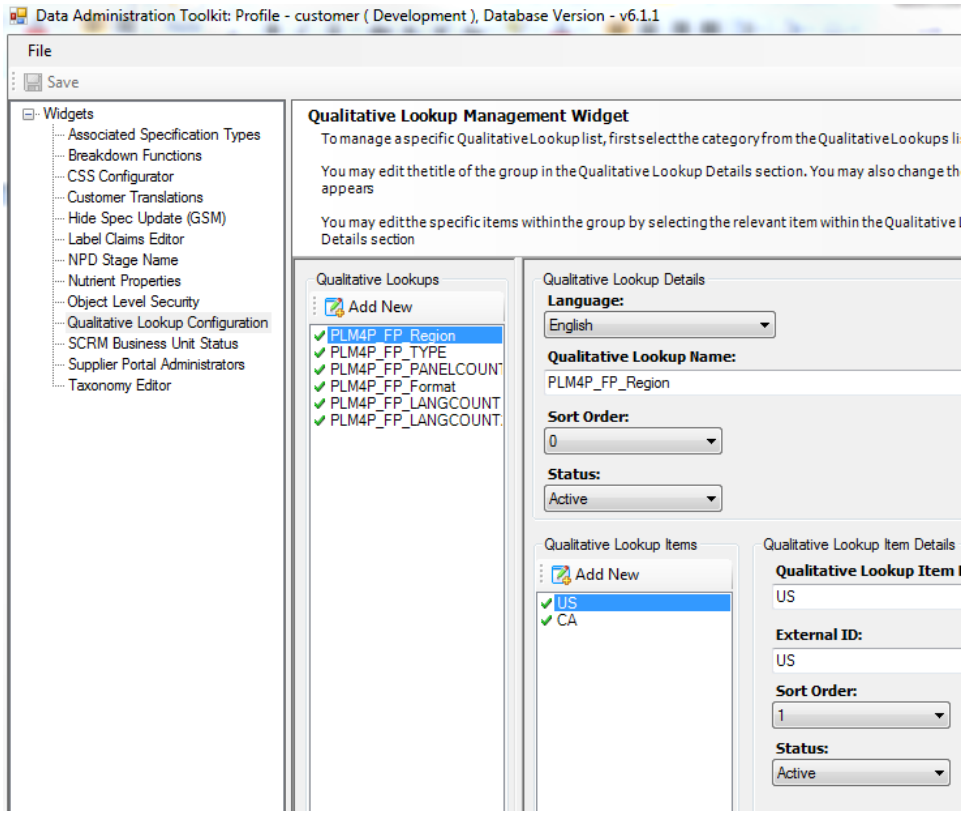

2. **Add New Extended Attributes**: If needed, create a new set of Extended Attributes using the Data Admin application.

3. **Map new Extended Attrbutes to the new Region:** In order for the report to use the new Extended Attributes they will need to be mapped to the Region by inserting data into the ReportingEAIDMapping table. The below script, and also provided as script CreateExtendedAttributesForNewRegion.sql, will create 'insert' statements for new Extended Attributes, based on those of another Region, provided you follow the same naming convention for the new Extended Attributes as the existing ones do. Before running this script, replace '_<NewRegion>_' with the actual name of the region. Also update the existing region to copy.

```
 select
'insert into ReportingEAIDMapping (GenericEAID, Region, CustomerEAID)
values ( ''' + GenericEAID+ ''', ''<NewRegion>'',
'''+replace(CustomerEAID,'_US_','_<NewRegion>_')+''');'
from ReportingEAIDMapping
where Region='US';
```

© 2015 Oracle Corporation

4. **Create BI Publisher Report:** Copy and existing Fact Panel report and make the necessary formatting changes. The new report could use the existing Data Model, but the new region will need to be passed in as a parameter. The new Region should be added to the Regions 'List of Values' in the Data Model.

5. **Update Report Dialog to recognize new region.** For each new report created a new row will need to be added to the rpt_factpanel table.

   The rpt_factpanel table controls what choices are presented to the end user. The following table describes the relevant columns. Updating these columns will change what is dislayed in the Report Dialog and how the Report is called. Please see the 'Report Dialog' section of the *Agile Product Lifecycle Management for Process Reporting Guide* for more information explaining how the Report Dialog application works.

FORMID	"FactPanel"
FP_REGION	The region the report is available for, use country code if possible. Example US, CA. List is pulled from the Qualitative Lookup Configuration called 'PLM4P_FP_REGION' in the Data Administration Toolkit. The value defined in the External ID field is used.
FP_FORMAT	The available format of the report. Currently only "Standard" is available. List is pulled from Qualitative Lookup Configuration called 'PLM4P_FP_FORMAT' in the Data Administration Toolkit. The value defined in the External ID field is used.
FP_TYPE	The Type of report. Example Single, As Perpared, Aggregated. List is pulled from Qualitative Lookup Configuration called 'PLM4P_FP_TYPE' in the Data Administration Toolkit. The value defined in the External ID field is used.
FP_PANELCOUNT	Only relevant when the FP_TYPE is set to 3, which is "Aggregated". The value defines the number Fact Panels that the report displays.
FP_LANGUAGE1 **FP_LANGUAGE2** **FP_LANGUAGE3**	Provides the LanguageID options for the labels of the actual Fact Panel such as "TotalFat" as opposed to the other report labels that are not part of the actual Fact Panel. FP_LANGUAGE1 will hold the options for the first language, left most. FP_LANGUAGE2 and FP_LANGUAGE3 will hold the options for the second and third languages for a multilingual report.
FP_REPORTLANG	Provides the LanguageID options for the report labels that are not part of the actual Fact Panel, such as "Spec Name".
HOST_TYPE	Spec Type number that the report is associated with.
REPORT_FILENAME	BI Publisher name of report
REPORT_ID	ID to uniquely identify report
PARAMTER_CLASS	Class which is called to build URL for report. "Class:Oracle.Agile.PlmProcess.ReportDialog.Lib.Common.SpecRelatedParameterGenerator,ReportDialog"

For example, if you created a single language report for the China region called NUTPSTDSGL-CN.xdo you would add the following row to this table.

```
insert into RPT_FactPanel ( FORMID, fp_region, fp_format, fp_type, fp_panelCount,
fp_Language1, fp_Language2, fp_Language3, fp_reportLang, fp_FormulaOutput,
fp_FormulaOutput2, HOST_TYPE, REPORT_FILENAME, REPORT_ID, PARAMETER_CLASS ) SELECT
'FactPanel', 'CN', '1', '1', NULL, '0,1,2', 'EMPTY', NULL, '0,1,2', '*', NULL, ' 5750
```

© 2015 Oracle Corporation

```
', ' NUTPSTDSGL-CN.xdo ', 'CN1',
'Class:Oracle.Agile.PlmProcess.ReportDialog.Lib.Common.SpecRelatedParameterGenerator,Re
portDialog' FROM DUAL WHERE NOT EXISTS(SELECT 1 FROM RPT_FactPanel WHERE REPORT_ID
='CN1');
```

If this new Region will share an existing report then append the new Region to the existing Region(s) in the Region column. This list will need to be comma separated.

6. **Update ReportDialog.xml to point to the right BI Publisher subfolder.** You need to tell the Report Dialog which BI Publisher subfolder your new report is in. The example below will direct all reports that start with the ID "CN" to a specific BI Publisher subfolder.

```
<ReportDirectory REPORTID="CN*" URL="@@VAR:Prodika.ReportServer.URL@@/<SUBFOLDER>" />
```

How do you add a new nutrient item?

The out of the box reports may not include all of the nutrients you need to see in a fact panel. Do the following to add a new nutrient:

1. Manually create one or many Extended Attributes for this nutrient. The number of Extended Attributes will depend on the number of Regions it is applicable to.
2. Map the new Extended Attributes to the Regions by adding a row for each Extended Attribute to the ReportingEAIDMapping table.
3. Update the Data Models to include new the new Nutrient.
4. Update the reports to include the new Nutrients.

How do you add a new language for an existing report?

The out of the box reports support English, Spanish and French. To support additional languages in these reports you'll need to do the following.

The labels for these reports are pulled from a table that supports multiple languages. In order for the report to function properly, this table must contain the labels with the appropriate language ID.

1. Verify you have the needed translations for the new language by executing the below script and ensuring the translations exist and are correct. Change the <NewLangID> parameter to the language ID you are supporting.
   ```
   select * from ReportingFactPanelNutrientsML where LangID=<NewLangID>;
   ```
2. If label translations are need to be added, use the below script. Update the '<NewLangID>' place holder prior to runnning. This script will create SQL Insert statements to create rows that match those translations of LangID = 0. Then update the scripts with the new translations by replacing the <NewValue> place holder.

```
select
```

© 2015 Oracle Corporation

```
'insert into ReportingFactPanelNutrientsML (ID, Value, LangID)
values ( '''+ID+''', ''<NewValue>'', <NewLangID>);'
from ReportingFactPanelNutrientsML
where LangID=0
```

3. Make the new language available to the Report Dialog by updating the rpt_factpanel table. The below script is an example SQL update statement that appends the new Lang ID to the fp_language1 column for a specific report name. Update the <NewLangID> and <ReportName> placeholders before executing. Do the same update to the fp_language2 and fp_language3 columns for multilingual reports.

```
update rpt_factpanel
set fp_language1 = fp_Language1+',<NewLangID>'
where
REPORT_FILENAME='<ReportName>'
```

© 2015 Oracle Corporation

Appendix 1—Report Overviews

Report Name	Report Long Name	Report Description	Data Model
TRDSTDAGG2-CA.xdo	Trade Aggregate 2 Nutrition Facts Panel Report	This report is designed to launch from a parent trade specification with 2 Consumer Unit trade specifications. It includes a Canada Aggregate Nutrition Facts Panel that displays the nutrition data from 2 Active nutrient profiles of the parent Traded Unit's hierarchy, as well as the ingredient statements. The allergens, label claims and complies with information is pulled from each of the Consumer Units specifications.	Fact Panel TRD Aggregate
TRDSTDAGG3-CA.xdo	Trade Aggregate 3 Nutrition Facts Panel Report	This report is designed to launch from a parent trade specification with 3 Consumer Unit trade specifications. It includes a Canada Aggregate Nutrition Facts Panel that displays the nutrition data from 3 Active nutrient profiles of the parent Traded Unit's hierarchy, as well as the ingredient statements. The allergens, label claims and complies with information is pulled from each of the Consumer Units' specifications.	Fact Panel TRD Aggregate
TRDSTDAGG4-CA.xdo	Trade Aggregate 4 Nutrition Facts Panel Report	This report is designed to launch from a parent trade specification with 4 Consumer Unit Trade Specifications. It includes a Canada Aggregate Nutrition Facts Panel that displays the nutrition data from 4 Active Nutrient Profiles of the parent Traded Unit's hierarchy, as well as the ingredient statements. The allergens, label claims and complies with information is pulled from each of the Consumer Units specifications.	Fact Panel TRD Aggregate
TRDSTDAGG2-CA-BI.xdo	Trade Bilingual Aggregate 2 Nutrition Facts Panel Report	This report is designed to launch from a parent trade specification with 2 Consumer Unit Trade specifications. It includes a Canada Bilingual Aggregate Nutrition Facts Panel that displays the nutrition data from 2 Active Nutrient Profiles of the parent Traded Unit's hierarchy, as	Fact Panel TRD Aggregate Multilingual

© 2015 Oracle Corporation

Report Name	Report Long Name	Report Description	Data Model
		well as the ingredient statements. The allergens, label claims and complies with information is pulled from each of the Consumer Units specifications.	
TRDSTDAGG3-CA-BI.xdo	Trade Bilingual Aggregate 3 Nutrition Facts Panel Report	This report is designed to launch from a parent trade specification with 3 Consumer Unit Trade specifications. It includes a Canada Bilingual Aggregate Nutrition Facts Panel that displays the nutrition data from 3 Active Nutrient Profiles of the parent Traded Unit's hierarchy, as well as the ingredient statements. The allergens, label claims and complies with information is pulled from each of the Consumer Units specifications.	Fact Panel TRD Aggregate Multilingual
TRDSTDAGG4-CA-BI.xdo	Trade Bilingual Aggregate 4 Nutrition Facts Panel Report	This report is designed to launch from a parent trade specification with 4 Consumer Unit Trade specifications. It includes a Canada Bilingual Aggregate Nutrition Facts Panel that displays the nutrition data from 4 Active Nutrient Profiles of the parent Traded Unit's hierarchy, as well as the ingredient statements. The allergens, label claims and complies with information is pulled from each of the Consumer Units specifications.	Fact Panel TRD Aggregate Multilingual
TRDSTDASP-CA.xdo	Trade As Packaged-As Prepared Dual Column Nutrition Facts Panel Report	This report is designed to launch from a Trade specification and includes a Canada Dual Column Nutrition Facts Panel for an As Packaged/As Prepared product. The report displays the nutrition data and ingredient statement from the related nutrient profiles identified "as packaged". The "As Package" information is pulled from the "Active" Nutrient Profile, while the "As Prepared" information is pulled from the Nutrient Profile what contains the configured workflow tag for the Report Dialog application (see	Fact Panel TRD Standard

© 2015 Oracle Corporation

Report Name	Report Long Name	Report Description	Data Model
		installation instructions). The allergens, label claims and complies with information is pulled from the Trade specification that the report was launched.	
TRDSTDASP-CA-BI.xdo	Trade As Packaged-As Prepared Bilingual Dual Column Nutrition Facts Panel Report	This report is designed to launch from a Trade specification and includes a Canada Bilingual Dual Column Nutrition Facts Panel for an As Packaged/As Prepared product. The report displays the nutrition data and ingredient statement from the related nutrient profiles identified "as packaged". The "As Package" information is pulled from the "Active" Nutrient Profile, while the "As Prepared" information is pulled from the Nutrient Profile what contains the configured workflow tag for the Report Dialog application (see installation instructions). The allergens, label claims and complies with information is pulled from the Trade specification that the report was launched.	Fact Panel TRD Standard Multilingual
TRDSTDSGL-CA.xdo	Trade Standard Nutrition Facts Panel Report	This report is launched from a trade specification and includes a Canada Standard Nutrition Facts Panel that displays the nutrition data and ingredient statement of the directly related "Active" Nutrient Profile, as well as the trade specification's allergens, label claims and complies with information.	Fact Panel TRD Standard
TRDSTDSGL-CA-BI.xdo	Trade Standard Bilingual Nutrition Facts Panel Report	This report is launched from a trade specification and includes a Canada Bilingual Standard Nutrition Facts Panel that displays the nutrition data and ingredient statement of the directly related "Active" nutrient profile, as well as the trade specification's allergens, label claims and complies with information.	Fact Panel TRD Standard Multilingual

© 2015 Oracle Corporation

Report Name	Report Long Name	Report Description	Data Model
TRDSTDAGG2-US.xdo	Trade Aggregate 2 Nutrition Facts Panel Report	This report is designed to launch from a parent trade specification with two Consumer Unit trade specifications. It includes a US Aggregate Nutrition Facts Panel that displays the nutrition data from 2 Active nutrient profiles of the parent Traded Unit's hierarchy, as well as the ingredient statements. The allergens, label claims and complies with information is pulled from each of the Consumer Units specifications.	Fact Panel TRD Aggregate
TRDSTDAGG3-US.xdo	Trade Aggregate 3 Nutrition Facts Panel Report	This report is designed to launch from a parent trade specification with 3 Consumer Unit trade specifications. It includes a US Aggregate Nutrition Facts Panel that displays the nutrition data from 3 Active nutrient profiles of the parent Traded Unit's hierarchy, as well as the ingredient statements. The allergens, label claims and complies with information is pulled from each of the Consumer Units specifications.	Fact Panel TRD Aggregate
TRDSTDAGG4-US.xdo	Trade Aggregate 4 Nutrition Facts Panel Report	This report is designed to launch from a parent trade specification with 4 Consumer Unit trade specifications. It includes a US Aggregate Nutrition Facts Panel that displays the nutrition data from 4 Active nutrient profiles of the parent Traded Unit's hierarchy, as well as, the ingredient statements. The allergens, label claims and complies with information is pulled from each of the Consumer Units specifications.	Fact Panel TRD Aggregate
TRDSTDAGG2-US-BI.xdo	Trade Bilingual Aggregate 2 Nutrition Facts Panel Report	This report is designed to launch from a parent trade specification with 2 Consumer Unit trade specifications. It includes a Canada Bilingual Aggregate Nutrition Facts Panel that displays the nutrition data from 2 Active Nutrient Profiles of the parent Traded Unit's hierarchy, as well as, the ingredient statements. The allergens, label claims and	Fact Panel TRD Aggregate Multilingual

© 2015 Oracle Corporation

Report Name	Report Long Name	Report Description	Data Model
		complies with information is pulled from each of the Consumer Units specifications.	
TRDSTDAGG3-US-BI.xdo	Trade Bilingual Aggregate 3 Nutrition Facts Panel Report	This report is designed to launch from a parent trade specification with 3 Consumer Unit trade specifications. It includes a US Bilingual Aggregate Nutrition Facts Panel that displays the nutrition data from 3 Active nutrient profiles of the parent Traded Unit's hierarchy, as well as, the ingredient statements. The allergens, label claims and complies with information is pulled from each of the Consumer Units specifications.	Fact Panel TRD Aggregate Multilingual
TRDSTDAGG4-US-BI.xdo	Trade Bilingual Aggregate 4 Nutrition Facts Panel Report	This report is designed to launch from a parent trade specification with 4 Consumer Unit trade specifications. It includes a US Bilingual Aggregate Nutrition Facts Panel that displays the nutrition data from 4 Active nutrient profiles as well as the ingredient statements. The allergens, label claims and complies with information is pulled from each of the Consumer Units specifications.	Fact Panel TRD Aggregate Multilingual
TRDSTDASP-US.xdo	Trade As Packaged-As Prepared Dual Column Nutrition Facts Panel Report	This report is designed to launch from a trade specification and includes a US Dual Column Nutrition Facts Panel for an As Packaged/As Prepared product. The report displays the nutrition data and ingredient statement from the related nutrient profiles identified "as packaged". The "As Package" information is pulled from the "Active" nutrient profile, while the "As Prepared" information is pulled from the nutrient profile what contains the configured workflow tag for the Report Dialog application. The allergens, label claims and complies with information is pulled	Fact Panel TRD Standard

© 2015 Oracle Corporation

Report Name	Report Long Name	Report Description	Data Model
		from the trade specification that the report was launched.	
TRDSTDASP-US-BI.xdo	Trade As Packaged-As Prepared Bilingual Dual Column Nutrition Facts Panel Report	This report is designed to launch from a trade specification and includes a US Bilingual Dual Column Nutrition Facts Panel for an As Packaged/As Prepared product. The report displays the nutrition data and ingredient statement from the related nutrient profiles identified "as packaged". The "As Package" information is pulled from the "Active" nutrient profile, while the "As Prepared" information is pulled from the nutrient profile what contains the configured workflow tag for the Report Dialog application. The allergens, label claims and complies with information is pulled from the trade specification that the report was launched.	Fact Panel TRD Standard Multilingual
TRDSTDSGL-US.xdo	Trade Standard Nutrition Facts Panel Report	This report is designed to launch from a trade specification includes a US Standard Nutrition Facts Panel that displays the nutrition data and ingredient statement of the directly related "Active" nutrient profile, as well as, the traded specification's allergens, label claims and complies with information.	Fact Panel TRD Standard
TRDSTDSGL-US-BI.xdo	Trade Standard Bilingual Nutrition Facts Panel Report	This report is designed to launch from a trade specification includes a US Bilingual Standard Nutrition Facts Panel that displays the nutrition data and ingredient statement of the directly related "Active" nutrient Profile, as well as, the traded specifications allergens, label claims and complies with information.	Fact Panel TRD Standard Multilingual

© 2015 Oracle Corporation

Report Name	Report Long Name	Report Description	Data Model
NUTPSTDSGL-CA.xdo	Nutrient Profile Standard Nutrition Facts Panel Report	This report is launched from a Nutrient Profile and includes a Canada Standard Nutrition Facts Panel that displays the nutrition data, as well as, ingredient statement of the nutrient profile.	Fact Panel TRD Standard
NUTPSTDSGL-CA-BI.xdo	Nutrient Profile Bilingual Nutrition Facts Panel Report	This report is launched from a nutrient profile and includes a Canada Bilingual Standard Nutrition Facts Panel that displays the nutrition data, as well as, ingredient statement of the nutrient profile.	Fact Panel TRD Standard Multilingual
NUTPSTDSGL-US.xdo	Nutrient Profile Standard Nutrition Facts Panel Report	This report is launched from a nutrient profile and includes a US Standard Nutrition Facts Panel that displays the nutrition data, as well as, ingredient statement of the nutrient profile.	Fact Panel TRD Standard
NUTPSTDSGL-US-BI.xdo	Nutrient Profile Bilingual Nutrition Facts Panel Report	This report is launched from a Nutrient Profile and includes a US Bilingual Standard Nutrition Facts Panel that displays the nutrition data, as well as, ingredient statement of the nutrient profile.	Fact Panel TRD Standard Multilingual
FRMSTDSGL-CA.xdo	Formulation Standard Nutrition Facts Panel Report	This report is designed to launch from a Formulation specification and includes a Canada Standard Nutrition Facts Panel that displays the nutrition data of the Formulation Output Window and the ingredient statement, allergens, label claims and complies with information of the directly produced Material Output specification.	Fact Panel FRM Standard
FRMSTDSGL-CA-BI.xdo	Formulation Bilingual Nutrition Facts Panel Report	This report is designed to launch from a Formulation specification and includes a Canada Bilingual Standard Nutrition Facts Panel that displays the nutrition data of the Formulation Output Window and the ingredient statement, allergens, label claims and complies with information of the directly produced Material Output specification.	Fact Panel FRM Standard Multilingual

© 2015 Oracle Corporation

Report Name	Report Long Name	Report Description	Data Model
FRMSTDASP-CA.xdo	Formulation As Packaged-As Prepared Dual Column Nutrition Facts Panel Report	This report is designed to launch from a Formulation specification and includes a Canada Dual Column Nutrition Facts Panel for an As Packaged/As Prepared product that displays the nutrition data from the selected External/Referenced Output (As Packaged), and from the selected "Consumer Prep" Output (As Prepared). The allergens, label claims and complies with information is pulled from the trade specification that the report was launched.	Fact Panel FRM Dual Column
FRMSTDASP-CA-BI.xdo	Formulation As Packaged-As Prepared Bilingual Dual Column Nutrition Facts Panel Report	This report is designed to launch from a Formulation specification and includes a Canada Bilingual Dual Column Nutrition Facts Panel for an As Packaged/As Prepared product that displays the nutrition data from the selected External/Referenced Output (As Packaged), and from the selected "Consumer Prep" Output (As Prepared). The allergens, label claims and complies with information is pulled from the trade specification that the report was launched.	Fact Panel FRM Dual Column Multilingual
FRMSTDSGL-US.xdo	Formulation Standard Nutrition Facts Panel Report	This report is designed to launch from a Formulation specification and includes a US Standard Nutrition Facts Panel that displays the nutrition data of the Formulation Output Window and the ingredient statement, allergens, label claims and complies with information of the directly produced Material Output specification.	Fact Panel FRM Standard
FRMSTDSGL-US-BI.xdo	Formulation Bilingual Nutrition Facts Panel Report	This report is designed to launch from a Formulation specification and includes a US Bilingual Standard Nutrition Facts Panel that displays the nutrition data of the Formulation Output window and the ingredient statement, allergens, label claims and complies with information of the directly produced Material Output specification.	Fact Panel FRM Standard Multilingual

© 2015 Oracle Corporation

Report Name	Report Long Name	Report Description	Data Model
FRMSTDASP-US.xdo	Formulation As Packaged-As Prepared Dual Column Nutrition Facts Panel Report	This report is designed to launch from a Formulation specification and includes a US Dual Column Nutrition Facts Panel for an As Packaged/As Prepared product that displays the nutrition data from the selected External/Referenced Output (As Packaged), and from the selected "Consumer Prep" Output (As Prepared). The allergens, label claims and complies with information is pulled from the trade specification that the report was launched.	Fact Panel FRM Dual Column
FRMSTDASP-US-BI.xdo	Formulation As Packaged-As Prepared Bilingual Dual Column Nutrition Facts Panel Report	This report is designed to launch from a Formulation specification and includes a US Bilingual Dual Column Nutrition Facts Panel for an As Packaged/As Prepared product that displays the nutrition data from the selected External/Referenced Output (As Packaged), and from the selected "Consumer Prep" Output (As Prepared). The allergens, label claims and complies with information is pulled from the trade specification that the report was launched.	Fact Panel FRM Dual Column Multilingual

© 2015 Oracle Corporation

Appendix 2—Required Calculated Extended Attributes

Attribute Name	Attribute ID	UOM Category	Display UOM	Default UOM
FP CA Biotin Final Value	FP_CA_BIOT_FN	Mass	µg	
FP CA Biotin Override	FP_CA_BIOT_OR	Mass	µg	µg
FP CA Biotin Per Serving	FP_CA_BIOT_PS	Mass	µg	
FP CA Biotin Percent DV	FP_CA_BIOT_DV	Concentration	%	
FP CA Biotin Rounded	FP_CA_BIOT_RD	Mass	µg	
FP CA Calcium Final Value	FP_CA_CA_FN	Mass	mg	
FP CA Calcium Override	FP_CA_CA_OR	Mass	mg	mg
FP CA Calcium Per Serving	FP_CA_CA_PS	Mass	mg	
FP CA Calcium Percent DV	FP_CA_CA_DV	Concentration	%	
FP CA Calcium Rounded	FP_CA_CA_RD	Mass	mg	
FP CA Calories Final Value	FP_CA_ENERC_KCAL_FN	Energy	kcal	
FP CA Calories From Fat Final Value	FP_CA_ENERCXFAT_FN	Energy	kcal	
FP CA Calories From Fat Override	FP_CA_ENERCXFAT_OR	Energy	kcal	kcal
FP CA Calories From Fat Per Serving	FP_CA_ENERCXFAT_PS	Energy	kcal	
FP CA Calories From Fat Rounded	FP_CA_ENERCXFAT_RD	Energy	kcal	
FP CA Calories Override	FP_CA_ENERC_KCAL_OR	Energy	kcal	kcal
FP CA Calories Per Serving	FP_CA_ENERC_KCAL_PS	Energy	kcal	
FP CA Calories Rounded	FP_CA_ENERC_KCAL_RD	Energy	kcal	
FP CA Carb Final Value	FP_CA_CHOCDF_FN	Mass	g	
FP CA Carb Override	FP_CA_CHOCDF_OR	Mass	g	g
FP CA Carb Per Serving	FP_CA_CHOCDF_PS	Mass	g	
FP CA Carb Percent DV	FP_CA_CHOCDF_DV	Concentration	%	
FP CA Carb Rounded	FP_CA_CHOCDF_RD	Mass	g	
FP CA Chloride Final Value	FP_CA_CLD_FN	Mass	mg	
FP CA Chloride Override	FP_CA_CLD_OR	Mass	mg	mg
FP CA Chloride Per Serving	FP_CA_CLD_PS	Mass	mg	
FP CA Chloride Percent DV	FP_CA_CLD_DV	Concentration	%	
FP CA Chloride Rounded	FP_CA_CLD_RD	Mass	mg	
FP CA Cholesterol Final Value	FP_CA_CHOLE_FN	Mass	mg	
FP CA Cholesterol Override	FP_CA_CHOLE_OR	Mass	mg	mg

© 2015 Oracle Corporation

Attribute Name	Attribute ID	UOM Category	Display UOM	Default UOM
FP CA Cholesterol Per Serving	FP_CA_CHOLE_PS	Mass	mg	
FP CA Cholesterol Percent DV	FP_CA_CHOLE_DV	Concentration	%	
FP CA Cholesterol Rounded	FP_CA_CHOLE_RD	Mass	mg	
FP CA Chromium Final Value	FP_CA_CR_FN	Mass	µg	
FP CA Chromium Override	FP_CA_CR_OR	Mass	µg	µg
FP CA Chromium Per Serving	FP_CA_CR_PS	Mass	µg	
FP CA Chromium Percent DV	FP_CA_CR_DV	Concentration	%	
FP CA Chromium Rounded	FP_CA_CR_RD	Mass	µg	
FP CA Copper Final Value	FP_CA_CU_FN	Mass	mg	
FP CA Copper Override	FP_CA_CU_OR	Mass	mg	mg
FP CA Copper Per Serving	FP_CA_CU_PS	Mass	mg	
FP CA Copper Percent DV	FP_CA_CU_DV	Concentration	%	
FP CA Copper Rounded	FP_CA_CU_RD	Mass	mg	
FP CA Fat Final Value	FP_CA_FAT_FN	Mass	g	
FP CA Fat Override	FP_CA_FAT_OR	Mass	g	g
FP CA Fat Per Serving	FP_CA_FAT_PS	Mass	g	
FP CA Fat Percent DV	FP_CA_FAT_DV	Concentration	%	
FP CA Fat Rounded	FP_CA_FAT_RD	Mass	g	
FP CA Fiber Final Value	FP_CA_FIBTS_FN	Mass	g	
FP CA Fiber Override	FP_CA_FIBTS_OR	Mass	g	g
FP CA Fiber Per Serving	FP_CA_FIBTS_PS	Mass	g	
FP CA Fiber Percent DV	FP_CA_FIBTS_DV	Concentration	%	
FP CA Fiber Rounded	FP_CA_FIBTS_RD	Mass	g	
FP CA Folate Final Value	FP_CA_FOL_FN	Mass	µg	
FP CA Folate Override	FP_CA_FOL_OR	Mass	µg	µg
FP CA Folate Per Serving	FP_CA_FOL_PS	Mass	µg	
FP CA Folate Percent DV	FP_CA_FOL_DV	Concentration	%	
FP CA Folate Rounded	FP_CA_FOL_RD	Mass	µg	
FP CA Insoluble Fiber Final Value	FP_CA_FIBINS_FN	Mass	g	
FP CA Insoluble Fiber Override	FP_CA_FIBINS_OR	Mass	g	g
FP CA Insoluble Fiber Per Serving	FP_CA_FIBINS_PS	Mass	g	
FP CA Insoluble Fiber Rounded	FP_CA_FIBINS_RD	Mass	g	
FP CA Iodine Final Value	FP_CA_ID_FN	Mass	µg	
FP CA Iodine Override	FP_CA_ID_OR	Mass	µg	µg
FP CA Iodine Per Serving	FP_CA_ID_PS	Mass	µg	
FP CA Iodine Percent DV	FP_CA_ID_DV	Concentration	%	
FP CA Iodine Rounded	FP_CA_ID_RD	Mass	µg	
FP CA Iron Final Value	FP_CA_FE_FN	Mass	mg	

© 2015 Oracle Corporation

Attribute Name	Attribute ID	UOM Category	Display UOM	Default UOM
FP CA Iron Override	FP_CA_FE_OR	Mass	mg	mg
FP CA Iron Per Serving	FP_CA_FE_PS	Mass	mg	
FP CA Iron Percent DV	FP_CA_FE_DV	Concentration	%	
FP CA Iron Rounded	FP_CA_FE_RD	Mass	mg	
FP CA Magnesium Final Value	FP_CA_MG_FN	Mass	mg	
FP CA Magnesium Override	FP_CA_MG_OR	Mass	mg	mg
FP CA Magnesium Per Serving	FP_CA_MG_PS	Mass	mg	
FP CA Magnesium Percent DV	FP_CA_MG_DV	Concentration	%	
FP CA Magnesium Rounded	FP_CA_MG_RD	Mass	mg	
FP CA Manganese Final Value	FP_CA_MN_FN	Mass	mg	
FP CA Manganese Override	FP_CA_MN_OR	Mass	mg	mg
FP CA Manganese Per Serving	FP_CA_MN_PS	Mass	mg	
FP CA Manganese Percent DV	FP_CA_MN_DV	Concentration	%	
FP CA Manganese Rounded	FP_CA_MN_RD	Mass	mg	
FP CA Molybdenum Final Value	FP_CA_MO_FN	Mass	µg	
FP CA Molybdenum Override	FP_CA_MO_OR	Mass	µg	µg
FP CA Molybdenum Per Serving	FP_CA_MO_PS	Mass	µg	
FP CA Molybdenum Percent DV	FP_CA_MO_DV	Concentration	%	
FP CA Molybdenum Rounded	FP_CA_MO_RD	Mass	µg	
FP CA Monounsaturated Fat Final Value	FP_CA_FAMU_FN	Mass	g	
FP CA Monounsaturated Fat Override	FP_CA_FAMU_OR	Mass	g	g
FP CA Monounsaturated Fat Per Serving	FP_CA_FAMU_PS	Mass	g	
FP CA Monounsaturated Fat Rounded	FP_CA_FAMU_RD	Mass	g	
FP CA Niacin RE Final Value	FP_CA_NIA-RE_FN	Retinol Equivalent	RE	
FP CA Niacin RE Override	FP_CA_NIA-RE_OR	Retinol Equivalent	RE	RE
FP CA Niacin RE Per Serving	FP_CA_NIA-RE_PS	Retinol Equivalent	RE	
FP CA Niacin RE Percent DV	FP_CA_NIA-RE_DV	Concentration	%	
FP CA Niacin RE Rounded	FP_CA_NIA-RE_RD	Retinol Equivalent	RE	
FP CA Pantothenic acid Final Value	FP_CA_PANTAC_FN	Mass	mg	
FP CA Pantothenic acid Override	FP_CA_PANTAC_OR	Mass	mg	mg
FP CA Pantothenic acid Per Serving	FP_CA_PANTAC_PS	Mass	mg	
FP CA Pantothenic acid Percent	FP_CA_PANTAC_DV	Concentration	%	

© 2015 Oracle Corporation

Attribute Name	Attribute ID	UOM Category	Display UOM	Default UOM
DV				
FP CA Pantothenic acid Rounded	FP_CA_PANTAC_RD	Mass	mg	
FP CA Phosphorus Final Value	FP_CA_P_FN	Mass	mg	
FP CA Phosphorus Override	FP_CA_P_OR	Mass	mg	mg
FP CA Phosphorus Per Serving	FP_CA_P_PS	Mass	mg	
FP CA Phosphorus Percent DV	FP_CA_P_DV	Concentration	%	
FP CA Phosphorus Rounded	FP_CA_P_RD	Mass	mg	
FP CA Polyunsaturated Fat Final Value	FP_CA_FAPU_FN	Mass	g	
FP CA Polyunsaturated Fat Override	FP_CA_FAPU_OR	Mass	g	g
FP CA Polyunsaturated Fat Per Serving	FP_CA_FAPU_PS	Mass	g	
FP CA Polyunsaturated Fat Rounded	FP_CA_FAPU_RD	Mass	g	
FP CA Potassium Final Value	FP_CA_K_FN	Mass	mg	
FP CA Potassium Override	FP_CA_K_OR	Mass	mg	mg
FP CA Potassium Per Serving	FP_CA_K_PS	Mass	mg	
FP CA Potassium Percent DV	FP_CA_K_DV	Concentration	%	
FP CA Potassium Rounded	FP_CA_K_RD	Mass	mg	
FP CA Protein Final Value	FP_CA_PROCNT_FN	Mass	g	
FP CA Protein Override	FP_CA_PROCNT_OR	Mass	g	g
FP CA Protein Per Serving	FP_CA_PROCNT_PS	Mass	g	
FP CA Protein Rounded	FP_CA_PROCNT_RD	Mass	g	
FP CA Riboflavin Final Value	FP_CA_RIBF_FN	Mass	mg	
FP CA Riboflavin Override	FP_CA_RIBF_OR	Mass	mg	mg
FP CA Riboflavin Per Serving	FP_CA_RIBF_PS	Mass	mg	
FP CA Riboflavin Percent DV	FP_CA_RIBF_DV	Concentration	%	
FP CA Riboflavin Rounded	FP_CA_RIBF_RD	Mass	mg	
FP CA Saturated and Trans Fat Percent DV	FP_CA_FASATNFATRN_DV	Concentration	%	
FP CA Saturated Fat Final Value	FP_CA_FASAT_FN	Mass	g	
FP CA Saturated Fat Override	FP_CA_FASAT_OR	Mass	g	g
FP CA Saturated Fat Per Serving	FP_CA_FASAT_PS	Mass	g	
FP CA Saturated Fat Rounded	FP_CA_FASAT_RD	Mass	g	
FP CA Selenium Final Value	FP_CA_SE_FN	Mass	µg	
FP CA Selenium Override	FP_CA_SE_OR	Mass	µg	µg
FP CA Selenium Per Serving	FP_CA_SE_PS	Mass	µg	
FP CA Selenium Percent DV	FP_CA_SE_DV	Concentration	%	

© 2015 Oracle Corporation

Attribute Name	Attribute ID	UOM Category	Display UOM	Default UOM
FP CA Selenium Rounded	FP_CA_SE_RD	Mass	µg	
FP CA Sodium Final Value	FP_CA_NA_FN	Mass	mg	
FP CA Sodium Override	FP_CA_NA_OR	Mass	mg	mg
FP CA Sodium Per Serving	FP_CA_NA_PS	Mass	mg	
FP CA Sodium Percent DV	FP_CA_NA_DV	Concentration	%	
FP CA Sodium Rounded	FP_CA_NA_RD	Mass	mg	
FP CA Soluble Fiber Final Value	FP_CA_FIBSOL_FN	Mass	g	
FP CA Soluble Fiber Override	FP_CA_FIBSOL_OR	Mass	g	g
FP CA Soluble Fiber Per Serving	FP_CA_FIBSOL_PS	Mass	g	
FP CA Soluble Fiber Rounded	FP_CA_FIBSOL_RD	Mass	g	
FP CA Sugar Alcohol Final Value	FP_CA_SUGALC_FN	Mass	g	
FP CA Sugar Alcohol Override	FP_CA_SUGALC_OR	Mass	g	g
FP CA Sugar Alcohol Per Serving	FP_CA_SUGALC_PS	Mass	g	
FP CA Sugar Alcohol Rounded	FP_CA_SUGALC_RD	Mass	g	
FP CA Sugar Final Value	FP_CA_SUGAR_FN	Mass	g	
FP CA Sugar Override	FP_CA_SUGAR_OR	Mass	g	g
FP CA Sugar Per Serving	FP_CA_SUGAR_PS	Mass	g	
FP CA Sugar Rounded	FP_CA_SUGAR_RD	Mass	g	
FP CA Thiamin Final Value	FP_CA_THIA_FN	Mass	mg	
FP CA Thiamin Override	FP_CA_THIA_OR	Mass	mg	mg
FP CA Thiamin Per Serving	FP_CA_THIA_PS	Mass	mg	
FP CA Thiamin Percent DV	FP_CA_THIA_DV	Concentration	%	
FP CA Thiamin Rounded	FP_CA_THIA_RD	Mass	mg	
FP CA Trans Fat Final Value	FP_CA_FATRN_FN	Mass	g	
FP CA Trans Fat Override	FP_CA_FATRN_OR	Mass	g	g
FP CA Trans Fat Per Serving	FP_CA_FATRN_PS	Mass	g	
FP CA Trans Fat Rounded	FP_CA_FATRN_RD	Mass	g	
FP CA Vitamin A Rounded	FP_CA_VITA-_RD	Mass	µg	
FP CA Vitamin A Total Final Value	FP_CA_VITA-_FN	Mass	µg	
FP CA Vitamin A Total Override	FP_CA_VITA-_OR	Mass	µg	µg
FP CA Vitamin A Total Per Serving	FP_CA_VITA-_PS	Mass	µg	
FP CA Vitamin A Total Percent DV	FP_CA_VITA-_DV	Concentration	%	
FP CA Vitamin B12 Final Value	FP_CA_VITB12_FN	Mass	µg	
FP CA Vitamin B12 Override	FP_CA_VITB12_OR	Mass	µg	µg
FP CA Vitamin B12 Per Serving	FP_CA_VITB12_PS	Mass	µg	
FP CA Vitamin B12 Percent DV	FP_CA_VITB12_DV	Concentration	%	
FP CA Vitamin B12 Rounded	FP_CA_VITB12_RD	Mass	µg	
FP CA Vitamin B6 Final Value	FP_CA_VITB6_FN	Mass	mg	

© 2015 Oracle Corporation

Attribute Name	Attribute ID	UOM Category	Display UOM	Default UOM
FP CA Vitamin B6 Override	FP_CA_VITB6_OR	Mass	mg	mg
FP CA Vitamin B6 Per Serving	FP_CA_VITB6_PS	Mass	mg	
FP CA Vitamin B6 Percent DV	FP_CA_VITB6_DV	Concentration	%	
FP CA Vitamin B6 Rounded	FP_CA_VITB6_RD	Mass	mg	
FP CA Vitamin C Final Value	FP_CA_VITC_FN	Mass	mg	
FP CA Vitamin C Override	FP_CA_VITC_OR	Mass	mg	mg
FP CA Vitamin C Per Serving	FP_CA_VITC_PS	Mass	mg	
FP CA Vitamin C Percent DV	FP_CA_VITC_DV	Concentration	%	
FP CA Vitamin C Rounded	FP_CA_VITC_RD	Mass	mg	
FP CA Vitamin D Final Value	FP_CA_VITD-_FN	International Units	IU	
FP CA Vitamin D Override	FP_CA_VITD-_OR	International Units	IU	IU
FP CA Vitamin D Per Serving	FP_CA_VITD-_PS	International Units	IU	
FP CA Vitamin D Percent DV	FP_CA_VITD-_DV	Concentration	%	
FP CA Vitamin D Rounded	FP_CA_VITD-_RD	International Units	IU	
FP CA Vitamin E Final Value	FP_CA_VITE_FN	International Units	IU	
FP CA Vitamin E Override	FP_CA_VITE_OR	International Units	IU	IU
FP CA Vitamin E Per Serving	FP_CA_VITE_PS	International Units	IU	
FP CA Vitamin E Percent DV	FP_CA_VITE_DV	Concentration	%	
FP CA Vitamin E Rounded	FP_CA_VITE_RD	International Units	IU	
FP CA Vitamin K Final Value	FP_CA_VITK_FN	Mass	µg	
FP CA Vitamin K Override	FP_CA_VITK_OR	Mass	µg	µg
FP CA Vitamin K Per Serving	FP_CA_VITK_PS	Mass	µg	
FP CA Vitamin K Percent DV	FP_CA_VITK_DV	Concentration	%	
FP CA Vitamin K Rounded	FP_CA_VITK_RD	Mass	µg	
FP CA Zinc Final Value	FP_CA_ZN_FN	Mass	mg	
FP CA Zinc Override	FP_CA_ZN_OR	Mass	mg	mg
FP CA Zinc Per Serving	FP_CA_ZN_PS	Mass	mg	
FP CA Zinc Percent DV	FP_CA_ZN_DV	Concentration	%	
FP CA Zinc Rounded	FP_CA_ZN_RD	Mass	mg	
FP US Added Sugar Final Value	FP_US_SUGARAD_FN	Mass	g	
FP US Added Sugars Override	FP_US_SUGARAD_OR	Mass	g	g
FP US Added Sugars Per Serving	FP_US_SUGARAD_PS	Mass	g	

© 2015 Oracle Corporation

Attribute Name	Attribute ID	UOM Category	Display UOM	Default UOM
FP US Added Sugars Rounded	FP_US_SUGARAD_RD	Mass	g	
FP US Biotin Final Value	FP_US_BIOT_FN	Mass	µg	
FP US Biotin Override	FP_US_BIOT_OR	Mass	µg	µg
FP US Biotin Per Serving	FP_US_BIOT_PS	Mass	µg	
FP US Biotin Percent DV	FP_US_BIOT_DV	Concentration	%	
FP US Biotin Rounded	FP_US_BIOT_RD	Mass	µg	
FP US Calcium Final Value	FP_US_CA_FN	Mass	mg	
FP US Calcium Override	FP_US_CA_OR	Mass	mg	mg
FP US Calcium Per Serving	FP_US_CA_PS	Mass	mg	
FP US Calcium Percent DV	FP_US_CA_DV	Concentration	%	
FP US Calcium Rounded	FP_US_CA_RD	Mass	mg	
FP US Calories Final Value	FP_US_ENERC_KCAL_FN	Energy	kcal	
FP US Calories From Fat Final Value	FP_US_ENERCXFAT_FN	Energy	kcal	
FP US Calories From Fat Override	FP_US_ENERCXFAT_OR	Energy	kcal	kcal
FP US Calories From Fat Per Serving	FP_US_ENERCXFAT_PS	Energy	kcal	
FP US Calories From Fat Rounded	FP_US_ENERCXFAT_RD	Energy	kcal	
FP US Calories Override	FP_US_ENERC_KCAL_OR	Energy	kcal	kcal
FP US Calories Per Serving	FP_US_ENERC_KCAL_PS	Energy	kcal	
FP US Calories Rounded	FP_US_ENERC_KCAL_RD	Energy	kcal	
FP US Carb Final Value	FP_US_CHOCDF_FN	Mass	g	
FP US Carb Override	FP_US_CHOCDF_OR	Mass	g	g
FP US Carb Per Serving	FP_US_CHOCDF_PS	Mass	g	
FP US Carb Percent DV	FP_US_CHOCDF_DV	Concentration	%	
FP US Carb Rounded	FP_US_CHOCDF_RD	Mass	g	
FP US Chloride Final Value	FP_US_CLD_FN	Mass	mg	
FP US Chloride Override	FP_US_CLD_OR	Mass	mg	mg
FP US Chloride Per Serving	FP_US_CLD_PS	Mass	mg	
FP US Chloride Percent DV	FP_US_CLD_DV	Concentration	%	
FP US Chloride Rounded	FP_US_CLD_RD	Mass	mg	
FP US Cholesterol Final Value	FP_US_CHOLE_FN	Mass	mg	
FP US Cholesterol Override	FP_US_CHOLE_OR	Mass	mg	mg
FP US Cholesterol Per Serving	FP_US_CHOLE_PS	Mass	mg	

© 2015 Oracle Corporation

Attribute Name	Attribute ID	UOM Category	Display UOM	Default UOM
FP US Cholesterol Percent DV	FP_US_CHOLE_DV	Concentration	%	
FP US Cholesterol Rounded	FP_US_CHOLE_RD	Mass	mg	
FP US Chromium Final Value	FP_US_CR_FN	Mass	µg	
FP US Chromium Override	FP_US_CR_OR	Mass	µg	µg
FP US Chromium Per Serving	FP_US_CR_PS	Mass	µg	
FP US Chromium Percent DV	FP_US_CR_DV	Concentration	%	
FP US Chromium Rounded	FP_US_CR_RD	Mass	µg	
FP US Copper Final Value	FP_US_CU_FN	Mass	mg	
FP US Copper Override	FP_US_CU_OR	Mass	mg	mg
FP US Copper Per Serving	FP_US_CU_PS	Mass	mg	
FP US Copper Percent DV	FP_US_CU_DV	Concentration	%	
FP US Copper Rounded	FP_US_CU_RD	Mass	mg	
FP US Fat Final Value	FP_US_FAT_FN	Mass	g	
FP US Fat Override	FP_US_FAT_OR	Mass	g	g
FP US Fat Per Serving	FP_US_FAT_PS	Mass	g	
FP US Fat Percent DV	FP_US_FAT_DV	Concentration	%	
FP US Fat Rounded	FP_US_FAT_RD	Mass	g	
FP US Fiber Final Value	FP_US_FIBTS_FN	Mass	g	
FP US Fiber Override	FP_US_FIBTS_OR	Mass	g	g
FP US Fiber Per Serving	FP_US_FIBTS_PS	Mass	g	
FP US Fiber Percent DV	FP_US_FIBTS_DV	Concentration	%	
FP US Fiber Rounded	FP_US_FIBTS_RD	Mass	g	
FP US Folate Final Value	FP_US_FOL_FN	Mass	µg	
FP US Folate Override	FP_US_FOL_OR	Mass	µg	µg
FP US Folate Per Serving	FP_US_FOL_PS	Mass	µg	
FP US Folate Percent DV	FP_US_VITB6_DV	Concentration	%	
FP US Folate Rounded	FP_US_FOL_RD	Mass	µg	
FP US Insoluble Fiber Final Value	FP_US_FIBINS_FN	Mass	g	
FP US Insoluble Fiber Override	FP_US_FIBINS_OR	Mass	g	g
FP US Insoluble Fiber Per Serving	FP_US_FIBINS_PS	Mass	g	
FP US Insoluble Fiber Rounded	FP_US_FIBINS_RD	Mass	g	
FP US Iodine Final Value	FP_US_ID_FN	Mass	µg	
FP US Iodine Override	FP_US_ID_OR	Mass	µg	µg
FP US Iodine Per Serving	FP_US_ID_PS	Mass	µg	
FP US Iodine Percent DV	FP_US_ID_DV	Concentration	%	
FP US Iodine Rounded	FP_US_ID_RD	Mass	µg	
FP US Iron Final Value	FP_US_FE_FN	Mass	mg	
FP US Iron Override	FP_US_FE_OR	Mass	mg	mg

© 2015 Oracle Corporation

Attribute Name	Attribute ID	UOM Category	Display UOM	Default UOM
FP US Iron Per Serving	FP_US_FE_PS	Mass	mg	
FP US Iron Percent DV	FP_US_FE_DV	Concentration	%	
FP US Iron Rounded	FP_US_FE_RD	Mass	mg	
FP US Magnesium Final Value	FP_US_MG_FN	Mass	mg	
FP US Magnesium Override	FP_US_MG_OR	Mass	mg	mg
FP US Magnesium Per Serving	FP_US_MG_PS	Mass	mg	
FP US Magnesium Percent DV	FP_US_MG_DV	Concentration	%	
FP US Magnesium Rounded	FP_US_MG_RD	Mass	mg	
FP US Manganese Final Value	FP_US_MN_FN	Mass	mg	
FP US Manganese Override	FP_US_MN_OR	Mass	mg	mg
FP US Manganese Per Serving	FP_US_MN_PS	Mass	mg	
FP US Manganese Percent DV	FP_US_MN_DV	Concentration	%	
FP US Manganese Rounded	FP_US_MN_RD	Mass	mg	
FP US Molybdenum Final Value	FP_US_MO_FN	Mass	µg	
FP US Molybdenum Override	FP_US_MO_OR	Mass	µg	µg
FP US Molybdenum Per Serving	FP_US_MO_PS	Mass	µg	
FP US Molybdenum Percent DV	FP_US_MO_DV	Concentration	%	
FP US Molybdenum Rounded	FP_US_MO_RD	Mass	µg	
FP US Monounsaturated Fat Final Value	FP_US_FAMU_FN	Mass	g	
FP US Monounsaturated Fat Override	FP_US_FAMU_OR	Mass	g	g
FP US Monounsaturated Fat Per Serving	FP_US_FAMU_PS	Mass	g	
FP US Monounsaturated Fat Rounded	FP_US_FAMU_RD	Mass	g	
FP US Niacin Final Value	FP_US_NIA_FN	Mass	mg	
FP US Niacin Override	FP_US_NIA_OR	Mass	mg	mg
FP US Niacin Per Serving	FP_US_NIA_PS	Mass	mg	
FP US Niacin Percent DV	FP_US_NIA_DV	Concentration	%	
FP US Niacin Rounded	FP_US_NIA_RD	Mass	mg	
FP US Other Carbohydrate Final Value	FP_US_OTHCHOCDF_FN	Mass	g	
FP US Other Carbohydrate Override	FP_US_OTHCHOCDF_OR	Mass	g	g
FP US Other Carbohydrate Per Serving	FP_US_OTHCHOCDF_PS	Mass	g	
FP US Other Carbohydrate Rounded	FP_US_OTHCHOCDF_RD	Mass	g	
FP US Pantothenic acid Final Value	FP_US_PANTAC_FN	Mass	mg	

© 2015 Oracle Corporation

Attribute Name	Attribute ID	UOM Category	Display UOM	Default UOM
FP US Pantothenic acid Override	FP_US_PANTAC_OR	Mass	mg	mg
FP US Pantothenic acid Per Serving	FP_US_PANTAC_PS	Mass	mg	
FP US Pantothenic acid Percent DV	FP_US_PANTAC_DV	Concentration	%	
FP US Pantothenic acid Rounded	FP_US_PANTAC_RD	Mass	mg	
FP US Phosphorus Final Value	FP_US_P_FN	Mass	mg	
FP US Phosphorus Override	FP_US_P_OR	Mass	mg	mg
FP US Phosphorus Per Serving	FP_US_P_PS	Mass	mg	
FP US Phosphorus Percent DV	FP_US_P_DV	Concentration	%	
FP US Phosphorus Rounded	FP_US_P_RD	Mass	mg	
FP US Polyunsaturated Fat Final Value	FP_US_FAPU_FN	Mass	g	
FP US Polyunsaturated Fat Override	FP_US_FAPU_OR	Mass	g	g
FP US Polyunsaturated Fat Per Serving	FP_US_FAPU_PS	Mass	g	
FP US Polyunsaturated Fat Rounded	FP_US_FAPU_RD	Mass	g	
FP US Potassium Final Value	FP_US_K_FN	Mass	mg	
FP US Potassium Override	FP_US_K_OR	Mass	mg	mg
FP US Potassium Per Serving	FP_US_K_PS	Mass	mg	
FP US Potassium Percent DV	FP_US_K_DV	Concentration	%	
FP US Potassium Rounded	FP_US_K_RD	Mass	mg	
FP US Protein Final Value	FP_US_PROCNT_FN	Mass	g	
FP US Protein Override	FP_US_PROCNT_OR	Mass	g	g
FP US Protein Per Serving	FP_US_PROCNT_PS	Mass	g	
FP US Protein Rounded	FP_US_PROCNT_RD	Mass	g	
FP US Riboflavin Final Value	FP_US_RIBF_FN	Mass	mg	
FP US Riboflavin Override	FP_US_RIBF_OR	Mass	mg	mg
FP US Riboflavin Per Serving	FP_US_RIBF_PS	Mass	mg	
FP US Riboflavin Percent DV	FP_US_RIBF_DV	Concentration	%	
FP US Riboflavin Rounded	FP_US_RIBF_RD	Mass	mg	
FP US Saturated Fat Final Value	FP_US_FASAT_FN	Mass	g	
FP US Saturated Fat Override	FP_US_FASAT_OR	Mass	g	g
FP US Saturated Fat Per Serving	FP_US_FASAT_PS	Mass	g	
FP US Saturated Fat Percent DV	FP_US_FASAT_DV	Concentration	%	
FP US Saturated Fat Rounded	FP_US_FASAT_RD	Mass	g	
FP US Selenium Final Value	FP_US_SE_FN	Mass	µg	
FP US Selenium Override	FP_US_SE_OR	Mass	µg	µg

© 2015 Oracle Corporation

Attribute Name	Attribute ID	UOM Category	Display UOM	Default UOM
FP US Selenium Per Serving	FP_US_SE_PS	Mass	µg	
FP US Selenium Percent DV	FP_US_SE_DV	Concentration	%	
FP US Selenium Rounded	FP_US_SE_RD	Mass	µg	
FP US Sodium Final Value	FP_US_NA_FN	Mass	mg	
FP US Sodium Override	FP_US_NA_OR	Mass	mg	mg
FP US Sodium Per Serving	FP_US_NA_PS	Mass	mg	
FP US Sodium Percent DV	FP_US_NA_DV	Concentration	%	
FP US Sodium Rounded	FP_US_NA_RD	Mass	mg	
FP US Soluble Fiber Final Value	FP_US_FIBSOL_FN	Mass	g	
FP US Soluble Fiber Override	FP_US_FIBSOL_OR	Mass	g	g
FP US Soluble Fiber Per Serving	FP_US_FIBSOL_PS	Mass	g	
FP US Soluble Fiber Rounded	FP_US_FIBSOL_RD	Mass	g	
FP US Sugar Alcohol Final Value	FP_US_SUGALC_FN	Mass	g	
FP US Sugar Alcohol Override	FP_US_SUGALC_OR	Mass	g	g
FP US Sugar Alcohol Per Serving	FP_US_SUGALC_PS	Mass	g	
FP US Sugar Alcohol Rounded	FP_US_SUGALC_RD	Mass	g	
FP US Sugar Final Value	FP_US_SUGAR_FN	Mass	g	
FP US Sugar Override	FP_US_SUGAR_OR	Mass	g	g
FP US Sugar Per Serving	FP_US_SUGAR_PS	Mass	g	
FP US Sugar Rounded	FP_US_SUGAR_RD	Mass	g	
FP US Thiamin Final Value	FP_US_THIA_FN	Mass	mg	
FP US Thiamin Override	FP_US_THIA_OR	Mass	mg	mg
FP US Thiamin Per Serving	FP_US_THIA_PS	Mass	mg	
FP US Thiamin Percent DV	FP_US_THIA_DV	Concentration	%	
FP US Thiamin Rounded	FP_US_THIA_RD	Mass	mg	
FP US Trans Fat Final Value	FP_US_FATRN_FN	Mass	g	
FP US Trans Fat Override	FP_US_FATRN_OR	Mass	g	g
FP US Trans Fat Per Serving	FP_US_FATRN_PS	Mass	g	
FP US Trans Fat Rounded	FP_US_FATRN_RD	Mass	g	
FP US Vitamin A Final Value	FP_US_VITA_IU_FN	International Units	IU	
FP US Vitamin A Override	FP_US_VITA_IU_OR	International Units	IU	IU
FP US Vitamin A Per Serving	FP_US_VITA_IU_PS	International Units	IU	
FP US Vitamin A Percent DV	FP_US_VITA_IU_DV	Concentration	%	
FP US Vitamin A Rounded	FP_US_VITA_IU_RD	International Units	IU	
FP US Vitamin A Total Final Value	FP_US_VITA-_FN	Mass	µg	

© 2015 Oracle Corporation

Attribute Name	Attribute ID	UOM Category	Display UOM	Default UOM
FP US Vitamin A Total Override	FP_US_VITA-_OR	Mass	µg	µg
FP US Vitamin A Total Per Serving	FP_US_VITA-_PS	Mass	µg	
FP US Vitamin A Total Percent DV	FP_US_VITA-_DV	Concentration	%	
FP US Vitamin A Total Rounded	FP_US_VITA-_RD	Mass	µg	
FP US Vitamin B12 Final Value	FP_US_VITB12_FN	Mass	µg	
FP US Vitamin B12 Override	FP_US_VITB12_OR	Mass	µg	µg
FP US Vitamin B12 Per Serving	FP_US_VITB12_PS	Mass	µg	
FP US Vitamin B12 Percent DV	FP_US_VITB12_DV	Concentration	%	
FP US Vitamin B12 Rounded	FP_US_VITB12_RD	Mass	µg	
FP US Vitamin B6 Final Value	FP_US_VITB6_FN	Mass	mg	
FP US Vitamin B6 Override	FP_US_VITB6_OR	Mass	mg	mg
FP US Vitamin B6 Per Serving	FP_US_VITB6_PS	Mass	mg	
FP US Vitamin B6 Percent DV	FP_US_FOL_DV	Concentration	%	
FP US Vitamin B6 Rounded	FP_US_VITB6_RD	Mass	mg	
FP US Vitamin C Final Value	FP_US_VITC_FN	Mass	mg	
FP US Vitamin C Override	FP_US_VITC_OR	Mass	mg	mg
FP US Vitamin C Per Serving	FP_US_VITC_PS	Mass	mg	
FP US Vitamin C Percent DV	FP_US_VITC_DV	Concentration	%	
FP US Vitamin C Rounded	FP_US_VITC_RD	Mass	mg	
FP US Vitamin D Final Value	FP_US_VITD-_FN	International Units	IU	
FP US Vitamin D Override	FP_US_VITD-_OR	International Units	IU	IU
FP US Vitamin D Per Serving	FP_US_VITD-_PS	International Units	IU	
FP US Vitamin D Percent DV	FP_US_VITD-_DV	Concentration	%	
FP US Vitamin D Rounded	FP_US_VITD-_RD	International Units	IU	
FP US Vitamin E Final Value	FP_US_VITE_FN	International Units	IU	
FP US Vitamin E Override	FP_US_VITE_OR	International Units	IU	IU
FP US Vitamin E Per Serving	FP_US_VITE_PS	International Units	IU	
FP US Vitamin E Percent DV	FP_US_VITE_DV	Concentration	%	
FP US Vitamin E Rounded	FP_US_VITE_RD	International Units	IU	
FP US Vitamin K Final Value	FP_US_VITK_FN	Mass	µg	
FP US Vitamin K Override	FP_US_VITK_OR	Mass	µg	µg
FP US Vitamin K Per Serving	FP_US_VITK_PS	Mass	µg	

© 2015 Oracle Corporation

Attribute Name	Attribute ID	UOM Category	Display UOM	Default UOM
FP US Vitamin K Percent DV	FP_US_VITK_DV	Concentration	%	
FP US Vitamin K Rounded	FP_US_VITK_RD	Mass	µg	
FP US Zinc Final Value	FP_US_ZN_FN	Mass	mg	
FP US Zinc Override	FP_US_ZN_OR	Mass	mg	mg
FP US Zinc Per Serving	FP_US_ZN_PS	Mass	mg	
FP US Zinc Percent DV	FP_US_ZN_DV	Concentration	%	
FP US Zinc Rounded	FP_US_ZN_RD	Mass	mg	

© 2015 Oracle Corporation