Oracle® Agile Product Lifecycle Management for Process

Ready Reports Solution Pack

Extensibility Pack 3.12

E60855-01

March 2015

ORACLE®

Copyrights and Trademarks

Agile Product Lifecycle Management for Process

Copyright © 1995, 2015, Oracle and/or its affiliates. All rights reserved.

This software and related documentation are provided under a license agreement containing restrictions on use and disclosure and are protected by intellectual property laws. Except as expressly permitted in your license agreement or allowed by law, you may not use, copy, reproduce, translate, broadcast, modify, license, transmit, distribute, exhibit, perform, publish, or display any part, in any form, or by any means. Reverse engineering, disassembly, or decompilation of this software, unless required by law for interoperability, is prohibited.

The information contained herein is subject to change without notice and is not warranted to be error-free. If you find any errors, please report them to us in writing.

If this is software or related documentation that is delivered to the U.S. Government or anyone licensing it on behalf of the U.S. Government, the following notice is applicable:

U.S. GOVERNMENT END USERS: Oracle programs, including any operating system, integrated software, any programs installed on the hardware, and/or documentation, delivered to U.S. Government end users are "commercial computer software" pursuant to the applicable Federal Acquisition Regulation and agency-specific supplemental regulations. As such, use, duplication, disclosure, modification, and adaptation of the programs, including any operating system, integrated software, any programs installed on the hardware, and/or documentation, shall be subject to license terms and license restrictions applicable to the programs. No other rights are granted to the U.S. Government.

This software or hardware is developed for general use in a variety of information management applications. It is not developed or intended for use in any inherently dangerous applications, including applications that may create a risk of personal injury. If you use this software or hardware in dangerous applications, then you shall be responsible to take all appropriate fail-safe, backup, redundancy, and other measures to ensure its safe use. Oracle Corporation and its affiliates disclaim any liability for any damages caused by use of this software or hardware in dangerous applications.

Oracle and Java are registered trademarks of Oracle and/or its affiliates. Other names may be trademarks of their respective owners.

Intel and Intel Xeon are trademarks or registered trademarks of Intel Corporation. All SPARC trademarks are used under license and are trademarks or registered trademarks of SPARC International, Inc. AMD, Opteron, the AMD logo, and the AMD Opteron logo are trademarks or registered trademarks of Advanced Micro Devices. UNIX is a registered trademark of The Open Group.

This software or hardware and documentation may provide access to or information on content, products, and services from third parties. Oracle Corporation and its affiliates are not responsible for and expressly disclaim all warranties of any kind with respect to third-party content, products, and

services. Oracle Corporation and its affiliates will not be responsible for any loss, costs, or damages incurred due to your access to or use of third-party content, products, or services.

© 2015 Oracle Corporation

Contents

PREFACE **8**
Audience 8
Variability of Installations 8
Documentation Accessibility 8
Access to Oracle Support 8
Software Availability 8

CHAPTER 1—INTRODUCING READY REPORTS **9**
Purpose 9
Overview 9
Usage Examples 9
Business Objects 10

CHAPTER 2—INSTALLING/UPGRADING AND CONFIGURING READY REPORTS **12**
Installing the Solution Pack 12
Database Setup 12
Application Installation/Upgrade 13
Installation 13
Upgrade 13
Alternative Installation Option 14
Assigning Roles 14

CHAPTER 3—ACCESSING READY REPORTS **15**
Ready Reports Listing Page 15

CHAPTER 4—READY REPORT DETAILS PAGE **17**
Ready Reports Creator Page 18
Summary Information 18
Search Information 19
Search Criteria 19
Search Results 21

CHAPTER 5—USING CONTEXTUAL VARIABLES **22**

CHAPTER 6—USING READY REPORTS IN AGILE PLM FOR PROCESS APPLICATIONS **25**
Local Browser Bookmarks 25

© 2015 Oracle Corporation

Sharing with the Entire User Base 26

CHAPTER 7—SECURITY AND ACCESS 28

Security 28

Visibility 28

Site Access 28

Ready Report Veto Plugin 28

Specification Veto Plugin 28

CHAPTER 8—ADJUSTING REPORT VIEWS 30

Terminology 30

Configuration Files 30

Report Views Structure 30

Model 31

MandatoryProperty 31

SearchableProperties 31

ColumnInfo 32

Adding New Report Views 34

APPENDEX A—CONTEXTUAL VARIABLES INDEX 35

DRL 35

EQ 35

GSM 35

NPD 39

NSM 40

PQM 40

PQS 42

SCRM 43

UGM 45

APPENDEX B—MODELS INDEX 46

ADMN 46

Custom Section 46

Extended Attribute 46

Component Catalog 46

Component Catalog Term 46

© 2015 Oracle Corporation

DRL 47
DRL Document 47
EQ 47
Material EQ Request 47
Packaging EQ Request 48
Printed Packaging EQ Request 49
Product EQ Request 50
Trade EQ Request 51
GSM 51
Delivered Material Packing Specification 51
Equipment Specification 53
Formulation Specification 54
Global Succession Request 55
GSM Activity 55
Labeling Specification 56
LIO Profile 57
Master Specification 58
Material Specification 59
Menu Item Specification 62
Nutrient Profile 64
Packaging Specification 65
Packing Config Specification 67
Printed Packaging Specification 68
Product Specification 69
Testing Protocol 72
Trade Specification 72
NPD 75
Innovations/Sales Pipeline 75
Project 75
Strategic Brief 76
NSM 77
Nutrient Analysis 77

© 2015 Oracle Corporation

Nutrient Composite 77
PQM 78
Action 78
Audit 79
Issue 81
PQS 82
Lot Sample 82
Session 83
Scorecard 83
SCRM 84
Company 84
Company/Facility SDM 84
Facility 85
Non-Spec Sourcing Approval 86
Spec Related Sourcing Approval 86
Non-Spec Sourcing Approval SDM 87
Spec Sourcing Approval SDM 88
UGM 89
Group 89
User 89
WFA 90
GSM Workflow Process Template 90
PQM Workflow Process Template 90
SCRM Workflow Process Template 90

© 2015 Oracle Corporation

Preface

Audience

This guide is intended for client programmers involved with integrating Oracle Agile Product Lifecycle Management for Process. Information about using Oracle Agile PLM for Process resides in application-specific user guides. Information about administering Oracle Agile PLM for Process resides in the *Agile Product Lifecycle Management for Process Administrator User Guide*.

Variability of Installations

Descriptions and illustrations of the Agile PLM for Process user interface included in this manual may not match your installation. The user interface of Agile PLM for Process applications and the features included can vary greatly depending on such variables as:

- Which applications your organization has purchased and installed
- Configuration settings that may turn features off or on
- Customization specific to your organization
- Security settings as they apply to the system and your user account

Documentation Accessibility

For information about Oracle's commitment to accessibility, visit the Oracle Accessibility Program website at http://www.oracle.com/pls/topic/lookup?ctx=acc&id=docacc.

Access to Oracle Support

Oracle customers have access to electronic support through My Oracle Support. For information, visit http://www.oracle.com/pls/topic/lookup?ctx=acc&id=info or visit http://www.oracle.com/pls/topic/lookup?ctx=acc&id=trs if you are hearing impaired.

Software Availability

Oracle Software Delivery Cloud (OSDC) provides the latest copy of the core software. Note the core software does not include all patches and hot fixes. Access OSDC at: http://edelivery.oracle.com

© 2015 Oracle Corporation

Chapter 1—Introducing Ready Reports

Purpose

This guide describes how to install, configure, and use the Ready Reports Solution Pack. Solution packs are designed to be pluggable modules that can be added to the Agile PLM for Process application suite without modifying the existing release code base.

Overview

Ready Reports allow users to quickly access data they need in the context they need it. Ready reports are saved entity query tool (EQT) searches that are available for business objects in Agile PLM for Process. Since ready reports has its own administration interface, reports can be created and managed by business users. No technical report writing skills are necessary.

Reports can be saved as local browser bookmarks or individually shared with other users. Reports can even be shared to the entire user community by adding new navigation items throughout Agile PLM for Process applications. Refer to the *Agile Product Lifecycle Management for Process Navigation Configuration Guide* for more information

Usage Examples

The possibilities around how you use ready reports are virtually endless. Here are a few common use cases that can be accomplished with ready reports.

1. Find all finished goods with the allergen of X, created in the last 90 days.
2. Show me all packaging specifications that will be effective in the next 20 days.
3. Find all completed recalls performed in the last year.
4. Show all supplier documents associated to this material specification.
5. Find all facility audits that are due in the next 120 days.
6. Find all companies that could potentially source this material.
7. Show me all raw materials that are currently owned by Employee X.
8. Find all NPD projects in stage 2, 3 or 4 slotted for plant X.
9. Find all PQS sessions performed in the last 10 days at this location.

© 2015 Oracle Corporation

Business Objects

Ready reports are available for the following business objects:

Application	Object
ADMN	Custom Section
ADMN	Extended Attribute
CC	Component Catalog Term
DRL	DRL Document
eQ	Material eQuestionnaire
eQ	Packaging eQuestionnaire
eQ	Printed Packaging eQuestionnaire
eQ	Product eQuestionnaire
eQ	Trade eQuestionnaire
GSM	Delivered Material Packing Specification
GSM	Equipment Specification
GSM	Formulation Specification
GSM	Global Succession Request
GSM	GSM Activity
GSM	Labeling Specification
GSM	LIO Profile
GSM	Master Specification
GSM	Material Specification
GSM	Menu Item Specification
GSM	Nutrient Profile
GSM	Packaging Specification
GSM	Packing Config Specification
GSM	Printed Packaging Specification
GSM	Product Specification
GSM	Testing Protocol
GSM	Trade Specification
NPD	Innovations/Sales Pipeline
NPD	Project
NPD	Strategic Brief
NSM	Nutrient Analysis
NSM	Nutrient Composite
PQM	Action
PQM	Audit
PQM	Issue
PQS	Lot Sample
PQS	Session
PQS	Scorecard
SCRM	Company
SCRM	Company/Facility SDM
SCRM	Facility
SCRM	Non-Spec Sourcing Approval
SCRM	Non-Spec Sourcing Approval SDM
SCRM	Spec Related Sourcing Approval
SCRM	Spec Sourcing Approval SDM

© 2015 Oracle Corporation

Application	Object
UGM	Group
UGM	User
WFA	GSM Workflow Process Template
WFA	PQM Workflow Process Template
WFA	SCRM Workflow Process Template

© 2015 Oracle Corporation

Chapter 2—Installing/Upgrading and Configuring Ready Reports

Note: You must have a minimum of v6.1.1.1.0 of PLM for Process installed to use this solution pack.

Installing the Solution Pack

To install Ready Reports solution pack:

1. Unzip the contents of ExtensibilityPack_v3.12_Release.zip.
2. Unzip the contents of the SolutionPacks\ReadyReports\ReadyReports.zip and note the location.

Database Setup

Database scripts need to be executed for new installations and upgrades of Ready Reports.

1. Create a backup of the Prodika database.
2. Apply the Database Scripts
    a. SQL Server
        i. Open a command prompt and navigate to the directory where you unzipped the solution pack.
        ii. Change directories (cd) to the Database directory.
        iii. Apply the scripts using the following call to the ApplyScripts.exe utility:
        ```
        ApplyScripts -c "server=<database_server>;uid=<user>;
        password=<password>;database=<database>" –f
        ReadyReports.xml
        ```
        iv. After the ApplyScripts call, you can confirm that the database scripts have been applied successfully when the system prompts you with the following message:
        `"Complete - with no errors"`

    b. Oracle
        i. Open a command prompt and navigate to the directory where you unzipped the solution pack.
        ii. Change directories (cd) to the Database directory.
        iii. Apply the scripts using the following call to the ApplyScripts.exe utility:
        ```
        ApplyScripts -c "User Id=<user>;Password=<password>; Data
        Source=<datasource>" -dbvendor="orcl" –f ReadyReports-
        orcl.xml
        ```
        iv. After the ApplyScripts call, you can confirm that the database scripts have been applied successfully when the system prompts you with the following message:
        `“Complete - with no errors”`

© 2015 Oracle Corporation

Application Installation/Upgrade

The ReadyReportsSetup.exe file supports installation and upgrade of the Ready Reports Solution Pack.

Installation

1. Ensure the Database Setup has been completed.
2. Run the ReadyReportsSetup.exe file from the location where you unzipped the solution pack and follow the on-screen instructions to install the necessary files to your specified PLM for Process home directory. A backup folder called SolutionPacks611Backup is created during the installation to facilitate the uninstall process. Inside of that folder, a new folder called ReadyReports will be created to hold the files that were changed during the installation.

   Note: The installer creates a new application pool in IIS for ready reports. If you are using Integrated Security, you will need to set the identity of the new application pool to match the other application pools for your site.
3. Restart IIS.

   Note: One of the files copied in step 2 is the navigation extension that adds Ready Reports to the Application Navigation:

   ```
   <MenuItem DisplayText="**Ready Reports" ID="lblReadyReports"
   NavigateUrl="${dc:ReadyReports}/Main.aspx?ContentKey=ListReadyReports"
   SecurityProfileRef="ReadyReportAdmins" SkinRef="DefaultSkin"
   SortOrder="9999"/></MenuItem>
   ```

   To learn more about navigation extensibility and creating security profiles, see the *Agile Product Lifecycle Management for Process Navigation Configuration Guide* in the Extensibility Pack.
4. Login to the application.

Upgrade

1. Ensure the Database Setup has been completed.
2. If you have made changes to any of the following, make sure to backup the files before running the upgrade:
   a. PRODIKA_HOME\config\extensions\extensionviews.xml
   b. PRODIKA_HOME\config\extensions\ReadyReports.xml
   c. PRODIKA_HOME\config\extensions\ReadyReportsDisplayExtensions.xml
3. Run ReadyReportsSetup.exe and follow the on-screen instructions to perform the upgrade.
4. Once the installer has completed, merge any of your changes to the files listed above into the new files from the installer.
5. Restart IIS.
6. Login to the application.

© 2015 Oracle Corporation

Alternative Installation Option

For environments where the PQM application has been installed against a different database than the other PLM4P applications, a 2nd Ready Reports application will need to be setup to allow users to run Ready Reports against the PQM objects. In order to setup Ready Reports for this configuration you will need to re-run the Ready Reports installation on the other environment.

Assigning Roles

Two roles exist for Ready Reports. The user must have one of these roles to access the ready reports administration application. Roles can be added using the UGM application.

[READY_REPORT_ADMIN]—This role allows a user to access the ready reports administration application. This user can create ready reports as well as edit reports they originated.

[READY_REPORT_SUPER_ADMIN]— This role allows everything READY_REPORT_ADMIN allows however this role allows the user to adjust the Max Results field. Editing the Max Results field could greatly affect performance so this role should be reserved for a more technical administrator.

© 2015 Oracle Corporation

Chapter 3—Accessing Ready Reports

Once a ready report is installed, the administrator accesses them by clicking **Ready Reports** in the top menu bar or in the left navigation panel of the application.

Figure 1. Ready Reports option, top menu bar

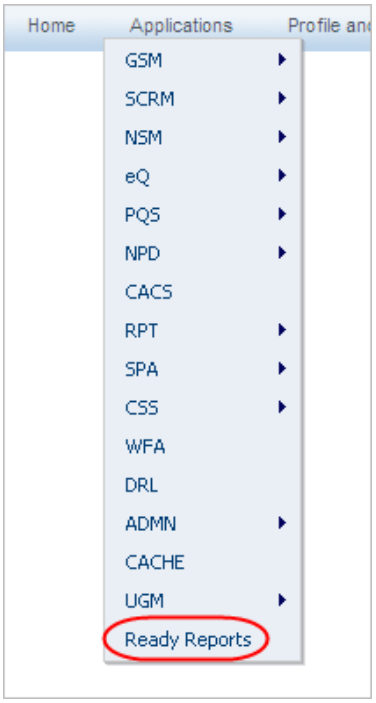

Figure 2. Ready Reports option, left navigation panel



Choosing these options shows the Ready Reports listing page, which lists saved ready reports and is used to create new reports, shown below.

Ready Reports Listing Page

Figure 3. Ready Reports listing page

© 2015 Oracle Corporation

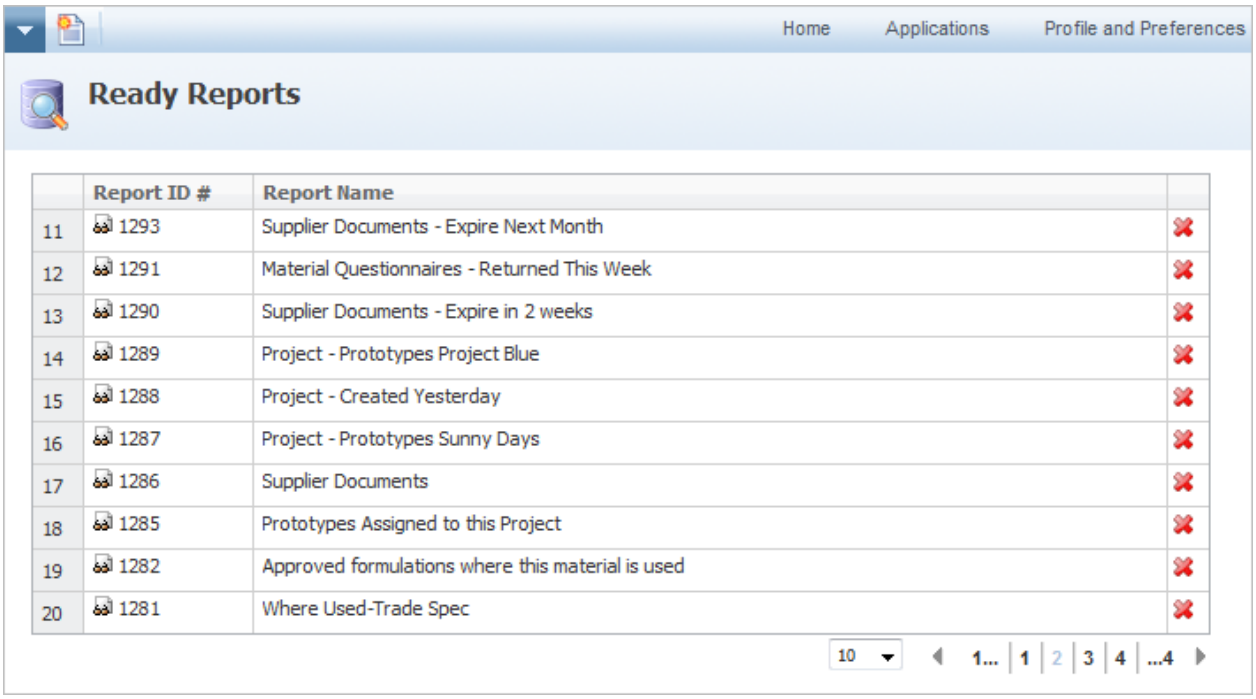

- To preview a report, click the view details icon ( ).
- To edit a report, click anywhere in the corresponding row. The Ready Reports Details page is displayed, as shown on page 17.
- To delete a report, click the delete icon ( ). You will be prompted to confirm the deletion; click **OK** to delete the report, or **Cancel** to cancel.
- To create a new report, click the **Create New** icon ( ) or select **New** from the action menu. The Ready Reports Creator Page is displayed. Its use is described on page 18.

© 2015 Oracle Corporation

Chapter 4—Ready Report Details Page

This page displays when the administrator selects a report from the Ready Reports listing page. The report opens in edit mode.

Figure 4. Ready Report details page

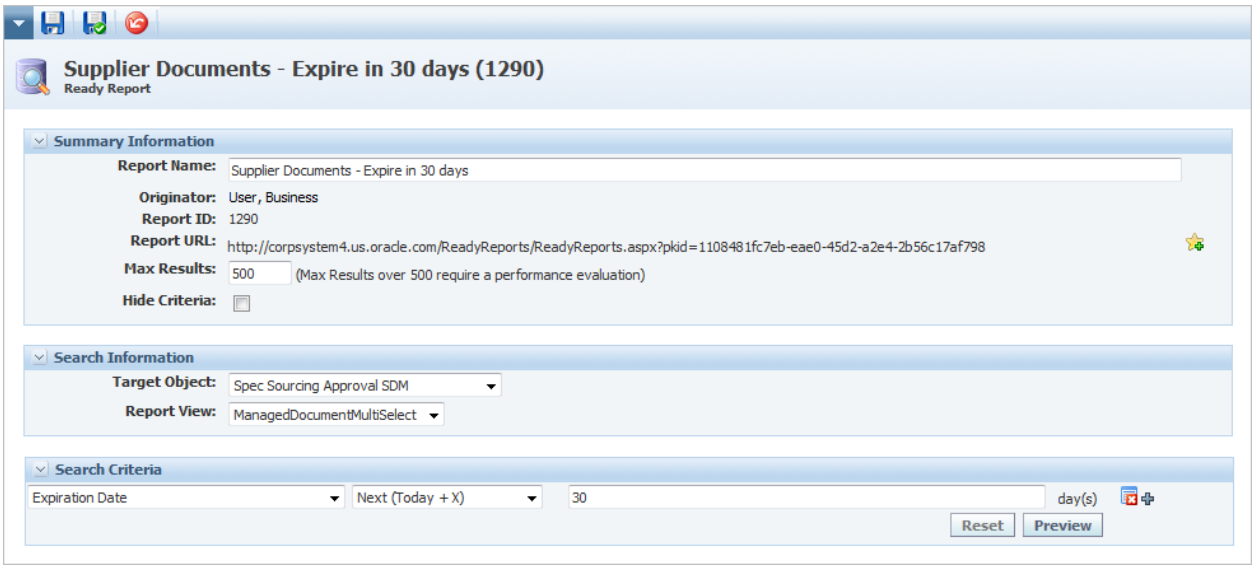

© 2015 Oracle Corporation

Ready Reports Creator Page

This page displays when the user creates a ready report by selecting the **New** menu option or the **Create New** icon ( ). This page allows users to build a ready report. Results can be previewed by clicking **Preview**.

Note: If the report is using active object, the Preview button will not display search results. Instead a message is displayed indicating search results are not available.

Figure 5. Ready Reports Creator Page

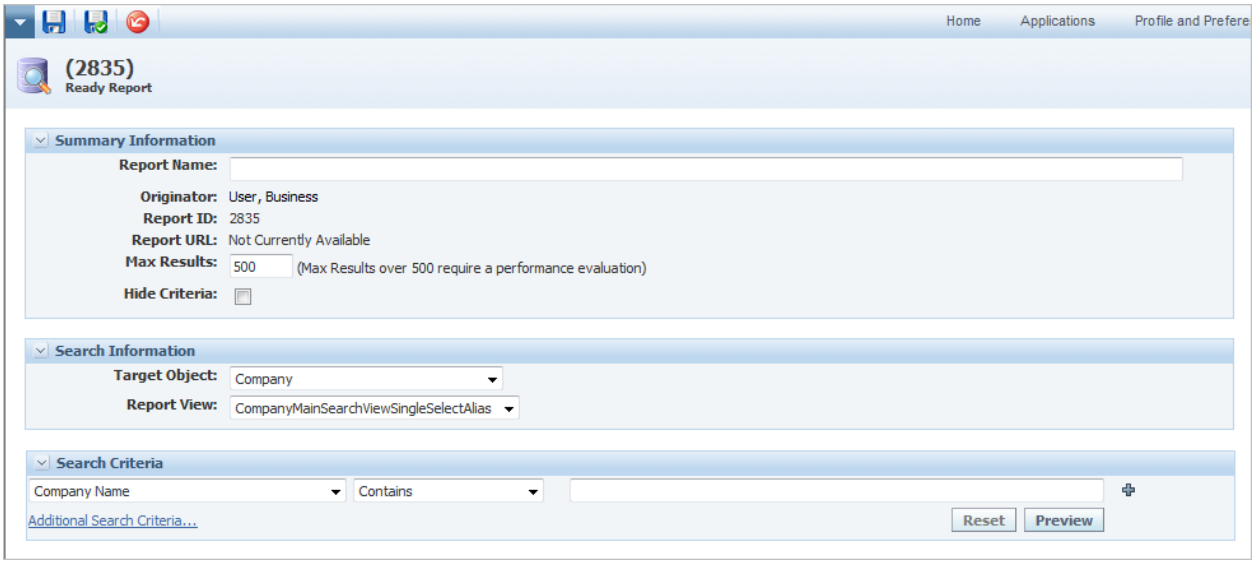

The ready report page is comprised of the Summary Information and Search Information sections.

Summary Information

This section defines the ready report. Key fields include:

Field Name	Description
Report Name	The Name associated with the ready report. This will be used as the title for the popup where the ready report is displayed. This is a required field.
Originator	System-assigned user who created the report. Only the originator can view and edit this report in the ready reports administration application.
Report ID	System-assigned ID.

© 2015 Oracle Corporation

Field Name	Description
Report URL	The actual URL to be used to access the ready report. This could be used on its own or included as part of a navigation extension. For more information on the navigation extensions, please refer to the *Agile Product Lifecycle Management for Process Navigation Configuration Guide*. *Note*: When active object contextual variables are included in criteria, this URL has to be accessed using a navigation extension.
Max Results	Maximum number of search results returned. This field is visible to users with the [READY_REPORT_SUPER_ADMIN] role. *Note*: Use caution when adjusting this field beyond 500 items; doing so could have large performance implications.
Hide Criteria	If checked, search criteria are hidden in consumed ready reports. This allows you to lock down a ready report criteria set. When it is essential that end users are not allowed to adjust the ready report results, then it should be hidden.

Search Information

This section contains two fields that define the search:

Field Name	Description
Target Object	Target object defines the object the search will be performed against. This could be any of the objects defined in the Overview section on page 9.
Report View	Report view defines the fields that can be used in the search criteria as well as the search result columns. Views and available fields are detailed beginning on page 30.

Search Criteria

The search criteria define the actual data that will be used to determine the report results. Criteria available will depend on the report view that is selected. There are two types of criteria that can be added as search criteria:

Field Name	Description
Manual Criteria	The ready report itself declares the search item. The search item is manually saved by the ready report administrator. For example, Classification equals "Critical". Critical was manually placed by the ready report administrator and will always be "Critical" no matter where the ready report is executed from. See below for more information on using the search criteria tool.

© 2015 Oracle Corporation

Field Name	Description
Contextual Criteria	When using contextual criteria, the object the user is on when executing the ready report will decide the search item. For example, assume the user is on a material specification with the classification of “Active Ingredient.” When the user executes the ready report from that material specification, the criteria will be Classification equals “Active Ingredient.” If the user was on a material specification with a classification of “Critical,” then the criteria would use “Critical” as the search item. See the Using Contextual Variables section on page 22 for more information about the available contextual variables.

To find an object using the search page, set search criteria using a combination of three basic fields in the Search Criteria section.

Field Name	Description
Key Field List	Select from a list of fields to search in. This list varies based on the report view that you chose.
Operator	Select from a list of operators based on the criteria that you chose in the key field list. A few examples include Equals, Not Equals, Contains, and Starts With.
Search Term	The actual word or words that you are looking for. If this field is preceded by an add data icon (), click it to view a dialog box with available choices. You can also enter a percent sign (%) to perform a wildcard search.

The search page includes the following buttons:

Reset — Clears all search criteria fields and results.

Preview — Previews your search results including the Search Results section in a pop-up window. If the search includes an active object contextual variable, clicking this button returns an error message.

The more criteria icon () displays to the right of the search term field. When clicked, more criteria creates another row of the main three search fields. You can use additional rows to enter additional search parameters. For example, you can search for all specification names that contain "Milk" that are in the "Approved" status.

This less criteria icon () appears when additional search rows are added using the more criteria icon.

Additional buttons appear to the right of the search term field if contextual variables are available, as described on page 22.

© 2015 Oracle Corporation

Additional Notes about Search Criteria

1. At this time "blind" searches, where search criteria are empty, are not allowed. While the system allows you to save a blind search, when the search is run, an error is returned stating no search criteria were defined.
2. When searching using only additional search criteria, you must include a wildcard search in the main search criteria section. For example, **Spec Name Contains %**, then the additional search criteria for the extended attribute, breakdown item, or custom section.
3. The maximum number of criteria rows is 10, unless you are using relative dates. Relative dates count as 2 rows, so the maximum number of relative date fields without other criteria would be 5. If other criteria are defined, the number of date fields will vary. For example, if you have 8 other fields defined, you would only be able to use one relative date.

Search Results

The search results show the actual data that will be returned from the search that was created. Search result columns are determined by the report view. If the search includes an active object contextual variable, an error message is returned instead of results.

After completing the fields above, click **Save** () or **Save & Close** () to save the report.

© 2015 Oracle Corporation

Chapter 5—Using Contextual Variables

Ready reports allow you to use contextual variables. This means a ready report can use the user's context, location in the application, or date as search criteria. For example, a user can be on a material specification and run a ready report that finds all formulation specifications that use that material specification as an input that they are the owner of that are effective in the next 30 days.

Note: Contextual Variables that pull data from objects in other applications will not work for PQM object reports when PQM is configured to use a different database than the rest of the PLM4P applications. PQM could also be set up to use a 3rd party application(s) instead of GSM, SCRM & NPD. Contextual variables that pull data from those areas that are configured to use third party applications will not work.

Figure 6. Sample consumed ready report, delivered material specification.

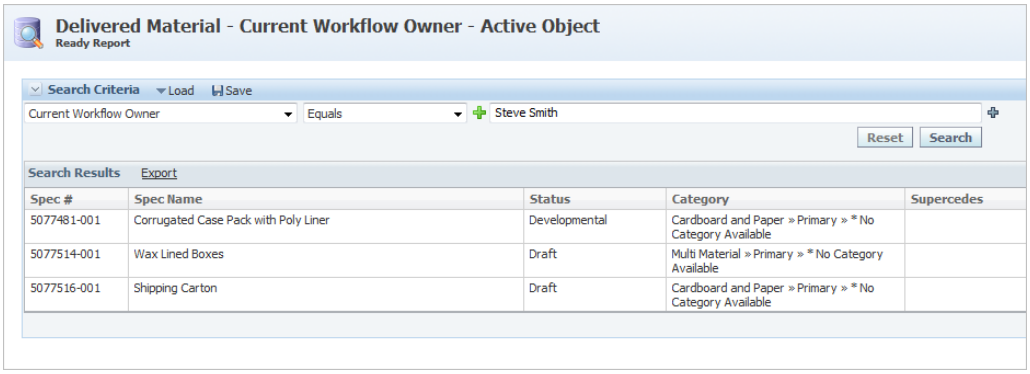

There are currently three categories of contextual variables available:

Field Name	Description
Object	Allows you to use values from fields on an active object as input to the search criteria. For example, "Show me all supplier documents associated to this material." From a material or packaging specification the ready report can find all specification-related sourcing approval documents associated to the active specification the user is on.
User	Allows you to use the current user running the report as input to the search criteria. For example, you can use the active user as a variable. This allows you to create reports like "Show me all trade specifications that I own" or "Show me all material specifications that I created."

© 2015 Oracle Corporation

Field Name	Description
Date	Allows you to use date variables as search criteria. For example, to say the "Next 30 days" the system assumes today's date and adds 30 days to today's date for search criteria. Options available are: **Last (Today - X)** for the last X days **Next (Today + X)** for the next X days **Between (Today +/- X)** for a date range, for example, Today + or - 20 days This allows you to create reports like "Show me all company supplier documents that expire in the next 30 days."

You can add contextual variables in your search criteria by selecting one of the following icons:

- Click the active object icon ( ) to add the current active object as the search term
- Click the active user icon ( ) to add the current active user
- Click the relative date icon ( ) to add the current relative date.

The clear icon ( ) appears once you add the active object, active user, or relative date.

Not all criteria support contextual variables. For a full listing of supported variables see the Contextual Variables Index on page 35.

Note: When using active object variables, ready reports can only be executed from contextual locations. This means they have to be added as navigation items and cannot be used as personal bookmarks or standalone URLS. This is because the context actually drives the report criteria; if executed from a bookmark the system has no context to pull criteria from.

To test your ready report with active object contextual variables without adding it to the navigation, the following URL can be used once your report is saved.

http://<URL>/ReadyReports/readyreports.aspx?pkid=<READYREPORTPKID>&ao=<ACTIVEOBJECTPKID>

Field Name	Description
READYREPORTPKID	This pkid can be found in the browser's address bar when you have the ready report open in Ready Report Administration. See Figure 7 below.
ACTIVEOBJECTPKID	This pkid can be found in the browser's address bar when you have the specification/object open. *Note:* Not all objects will have the pkid in the browser's address bar. For these objects a navigation item has to be added to test the report.

Figure 7. URL for testing ready reports containing contextual variables

© 2015 Oracle Corporation

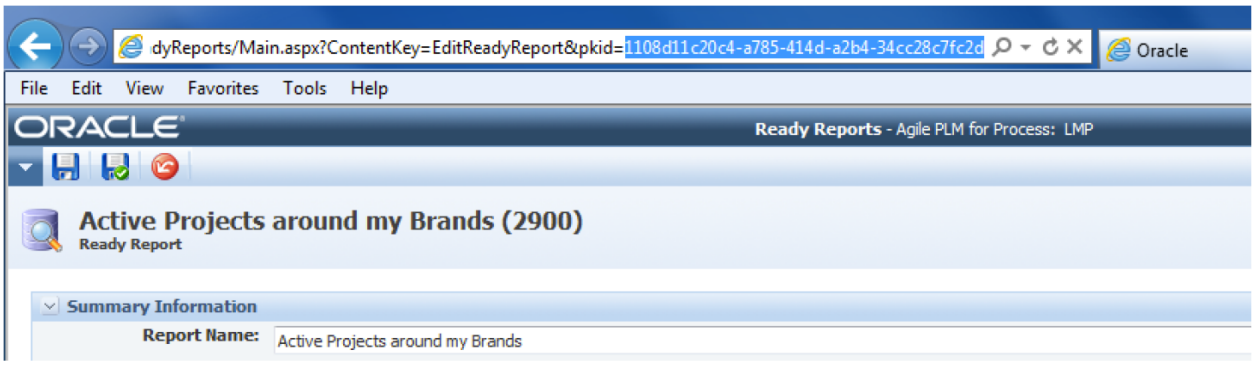

© 2015 Oracle Corporation

Chapter 6—Using Ready Reports in Agile PLM for Process Applications

Reports can be saved as local browser bookmarks or individually shared with other users. Reports can even be shared to the entire user community by adding new navigation items throughout Agile PLM for Process applications.

Local Browser Bookmarks

The fastest and easiest way for a user to use a ready report would be to save the report as a local browser bookmark. This allows users to create relevant groupings of objects. For example, you can create a report that finds all formulations tied to a specific NPD project. Now the user will have one click access to every formulation they are currently working on within that project.

Note: By nature of design, reports containing active objects cannot be bookmarked.

Once you have a ready report created, follow these steps to bookmark your report:

1. Open the Ready Reports Administration application.
2. Locate the ready report you would like to bookmark in the ready report listing.
3. Select view details icon ( ).
4. Your ready report will open in a new browser window and from there you can now add this page to your favorites by clicking **Add to favorites** in your browser, as Figure 8 shows below.

Figure 8. Adding a Favorite to your browser

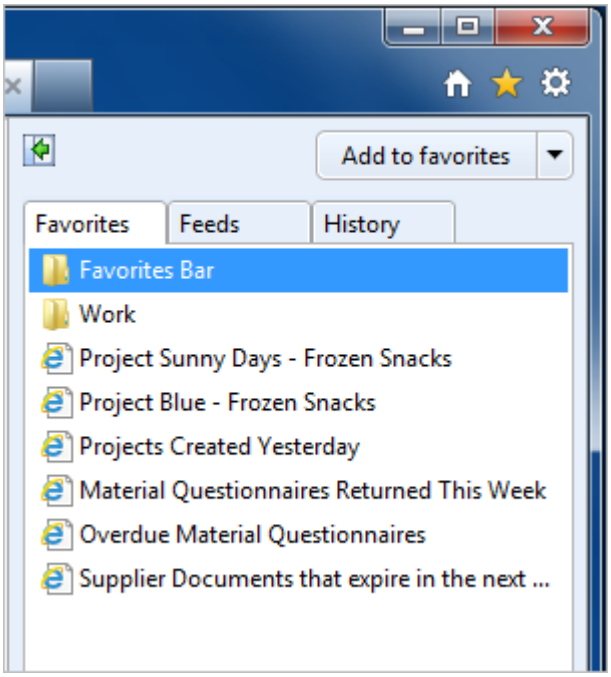

© 2015 Oracle Corporation

Or

1. Open the Ready Reports Administration application.
2. From the Ready Reports Details page, click the favorites icon ( ) to the right of the Report URL field.

A ready report can be shared with other users just by sharing the system-generated URL.

1. Open the Ready Reports Administration application.
2. Open the ready report you would like to share.
3. Copy the Report URL.
4. Paste the URL in email or instant message to share with other users.

Note: By nature of design, reports containing active object contextual variables cannot be shared via URL link.

Sharing with the Entire User Base

Reports can even be shared with the entire user community by adding new navigation items throughout Agile PLM for Process applications. Navigation items can have their own security rules so based on your configuration only the users you want to share the link with will see the link. Navigation items can be added to any application and context can be very specific. For example, you can provide a report that allows users to see all expired supplier documents. It can be linked only to a material specification and seen by users in the group “Supplier Managers”. The figures below show how navigation items might be added for NPD.

Note: Reports containing active objects can be shared using this method.

Figure 9. Icon from NPD

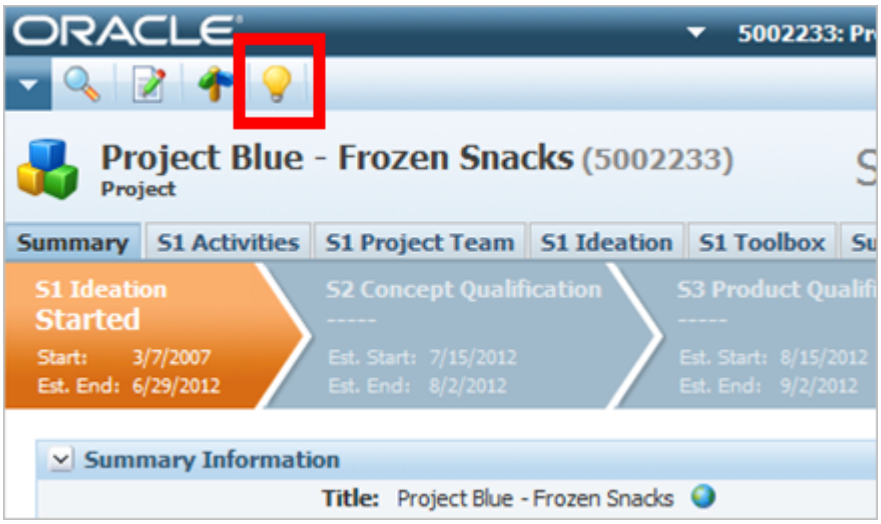

© 2015 Oracle Corporation

Figure 10. Navigation menu example from NPD

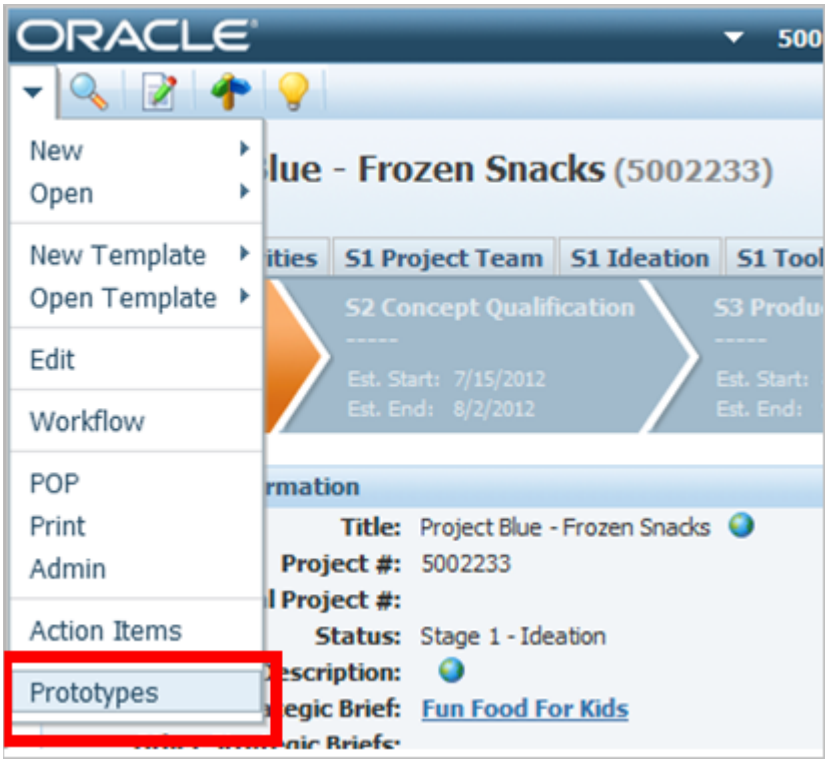

Figure 11. Report run from NPD

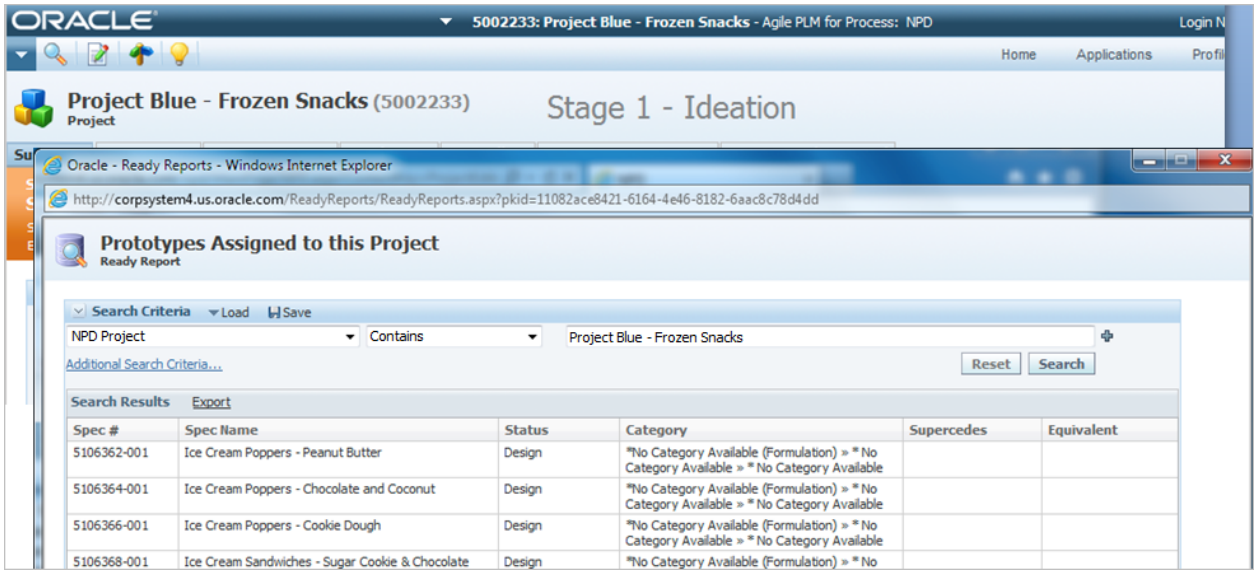

Refer to the *Agile Product Lifecycle Management for Process Navigation Configuration Guide* for more information.

© 2015 Oracle Corporation

Chapter 7—Security and Access

Security

All ready reports support GSM and SCRM business unit (BU) security. See the *Agile Product Lifecycle Management for Process Security Configuration Guide* for more information.

Visibility

All ready reports respect BU and workflow visibility.

Site Access

Individual site access controls which ready reports administrators and end users have access to. For example, if users only have site access to SCRM but they are a ready report administrator, they will only see target objects related to the SCRM application. All other application objects are hidden from their view.

The same goes for end users. If the end users only have site access for GSM, they will not be able to execute a ready report that uses an SCRM target object. If attempted, the users see a No Permissions error. Site access is assigned in UGM. Refer to the *Agile Product Lifecycle for Process Administrator User Guide* for more information.

Note: Users with the NPD_PARTNER role will not be able to execute any NPD ready report, regardless of site access. Access to DRL is role-based so, users must have one of the following roles to access DRL: [DRL_CREATOR], [DRL_EDITOR], or [DRL_VIEWER].

Ready Report Veto Plugin

If the out of the box security filters do not cover your specific use cases, the specification veto plugin can be used. For example, a user may have site access to GSM, but you do not want them to access a ready report that returns formulation specifications. A veto plugin can be deployed that checks the UGM user group and exact target object restricting the user's access.

Specification Veto Plugin

The ready reports framework uses a veto handler to extend security logic. Custom security rules can be evaluated when determining the ability to execute a ready report. The specification veto plugin is an extension point available to all ready reports. The custom class evaluates the current ready report and returns a true or false giving access to the results of the report or not.

Technical Documentation

Refer to the PluginExtensions document, located in the Extensibility Pack ReferenceImplementations\PluginExtensions\Documentation folder for more details.

Available Reference Implementations

This plugin is an example of a ready report veto handler. In this example, if the users' last name is Janjua or ready report model is based on material specification, they will not be able to see a report.

© 2015 Oracle Corporation

The reference implementation file can be found in:
SolutionPacks\ReadyReports\ReferenceImplementations\ReadyReportVetoHandlerPluginDemo.cs

© 2015 Oracle Corporation

Chapter 8—Adjusting Report Views

Report Views can be extended. A report view allows you to customize the result columns returned for a ready report. There is a limit of 20 columns that can be returned as search results. To perform this extension, you will need to have access to the configuration files and permissions to reset IIS.

The choices of result columns are limited to what is included in the Models Index.

WARNING: When the ready reports application is upgraded, you will need to apply these configuration changes again. Comments are recommended so you can easily see which views were added.

Terminology

Here are some general terms that are used.

Term	Description
Models	Models define which criteria and search result columns are available.
Views	Views define which criteria and result columns are actually shown to the user.
Mandatory Property	A property used in a view that filters data returned based on security, visibility or configuration rules.

Configuration Files

New report views should be added to the ExtensionViews.xml file located inside the config\Extensions folder by completing the following steps:

1. Back up the **ExtensionViews.xml** file.
2. Make adjustments to the **ExtensionViews.xml** file.
3. Reset IIS and review your new report view within the ready reports UI.

Report Views Structure

The report view node structure looks like this:

```
< ReportViewName >
<AllowedModels>
<Model>
        <MandatoryProperty>
        <SearchableProperties>
        <DisplayColumns>
                <ColumnInfo>
        </DisplayColumns>
</Model>
</AllowedModels>
</ReportViewName>
```

© 2015 Oracle Corporation

Model

This represents the search model being used in the view. The name will generally tell you what target object you are running your report against. For example, most target objects in GSM are named: “Main [Type] Specification”. A specific example, the packaging specification search page, uses the following view:

<Model active="true" name="Main Packaging Specification" alias="lblType1009" orderByColumns="-" captionColumn="0" primaryKeyColumnName="SpecID">

MandatoryProperty

This represents the filters being applied to the search view. **These should not be edited.**

SearchableProperties

This node is generally used to exclude certain search criteria based on configurations.

DisplayColumns

This node represents the actual result columns that are displayed to the user. Here is where columns can be removed or added.

The example below shows the result columns for the main packaging specification search in GSM.

```
<DisplayColumns>
          <ColumnInfo width="79" dataField="SpecNumber" dataFieldCaption="lblSpecNumber"/>
          <ColumnInfo width="256" dataField="SpecName" dataFieldCaption="lblSpecName"/>
          <ColumnInfo width="87" dataField="CurrentStatus"
dataFieldCaption="lblSpecSummaryStatus"
dataTransformer="Singleton:Xeno.Prodika.EQTService.DataTransformers.WorkflowStatusDataColumnTr
ansformerFactory,EQTService"/>
          <ColumnInfo width="225" dataField="Taxonomy" dataFieldCaption="lblTaxonomy"/>
          <ColumnInfo width="102" dataField="Supercedes" dataFieldCaption="lblSupercedes"
dataTransformer="Singleton:Xeno.Prodika.EQTService.DataTransformers.SpecSupercedesDataTransfor
merFactory,PlatformExtensions"/>
          <ColumnInfo width="100" dataField="ctxSysEquiv"
dataFieldCaption="lblContextSensitiveSysEquivCtlEquivalent"
dataTransformer="Singleton:Xeno.Prodika.EQTService.DataTransformers.GSMContextSensitiveEquival
entDataTransormerFactory,PlatformExtensions"
enableHandler="Class:Xeno.Prodika.EQTService.SearchablePropertyHandlers.FeaturePropertyItemEna
bledResolverFactory,EQTService$GSM.EQT.CrossReferences.Enabled"/>
</DisplayColumns>
```

© 2015 Oracle Corporation

ColumnInfo

The ColumnInfo node represents the actual result column. It has the following available attributes:

Attribute	Description
dataField	The actual id for the data to be returned. Please refer to the included Available Views and Models Index for the ids that can be used.
dataFieldCaption	The translatable label that will be used as the column header. Please refer to the included Available Views and Models Index for the data field captions that can be used.
Width	This is the column width designated in pixels. Make sure when you remove of add a column the new total width remains at 849 pixels. For example, if you were to add a column that was 150 pixels in width that would bring the total to 999. You must remove width from the other existing columns so that it once again equals 849 pixels.
dataTransformer	This is code that transforms the data returned in a recognizable string to the user.
isAggregatable	Used to display results that have more than one value. If set to true, the results will be combined into a single row, otherwise, one row will be returned for each value. For example, multiple Business Units can be added to a specification so the report will return multiple values for a single column.
aggregationDelimiter	Character used to divide the aggregated results.

Important Note: Columns that are added will be sortable. However, these columns will only be sorting the string of text returned. So if you are returning a date or number in your column, sorting will not appear to be functioning correctly.

Example: Adding Business Unit to Packaging Search Results

1. Find the "Main Packaging Specification" search view inside **ExtensionViews.xml**.
2. Find the **<DisplayColumns node>**.

```
<DisplayColumns>
          <ColumnInfo width="79" dataField="SpecNumber"
dataFieldCaption="lblSpecNumber"/>
          <ColumnInfo width="256" dataField="SpecName" dataFieldCaption="lblSpecName"/>
          <ColumnInfo width="87" dataField="CurrentStatus"
dataFieldCaption="lblSpecSummaryStatus"
dataTransformer="Singleton:Xeno.Prodika.EQTService.DataTransformers.WorkflowStatusDataC
olumnTransformerFactory,EQTService"/>
          <ColumnInfo width="225" dataField="Taxonomy" dataFieldCaption="lblTaxonomy"/>
          <ColumnInfo width="102" dataField="Supercedes"
dataFieldCaption="lblSupercedes"
dataTransformer="Singleton:Xeno.Prodika.EQTService.DataTransformers.SpecSupercedesDataT
ransformerFactory,PlatformExtensions"/>
```

© 2015 Oracle Corporation

```
          <ColumnInfo width="100" dataField="ctxSysEquiv"
dataFieldCaption="lblContextSensitiveSysEquivCtlEquivalent"
dataTransformer="Singleton:Xeno.Prodika.EQTService.DataTransformers.GSMContextSensitive
EquivalentDataTransormerFactory,PlatformExtensions"
enableHandler="Class:Xeno.Prodika.EQTService.SearchablePropertyHandlers.FeatureProperty
ItemEnabledResolverFactory,EQTService$GSM.EQT.CrossReferences.Enabled"/>

</DisplayColumns>
```

3. Add a new Column node after the Equivalent column (ctxSysEquiv) using the Approved Business Unit dataField id, FieldCaption label, and appropriate width. Since the Approved Business Unit column can contain multiple values, the aggregation and dataTransformer attributes have been defined.

   <ColumnInfo width="125" dataField="ApprovedForUseBUDisplayName" dataFieldCaption="lblBusinessUnit" dataTransformer="Singleton:Xeno.Prodika.EQTService.DataTransformers.BusinessUnitDataColumnTransformerFactory,EQTService" isAggregatable="true" aggregationDelimiter=", " />

```
<DisplayColumns>

          <ColumnInfo width="79" dataField="SpecNumber"
dataFieldCaption="lblSpecNumber"/>

          <ColumnInfo width="256" dataField="SpecName" dataFieldCaption="lblSpecName"/>

          <ColumnInfo width="87" dataField="CurrentStatus"
dataFieldCaption="lblSpecSummaryStatus"
dataTransformer="Singleton:Xeno.Prodika.EQTService.DataTransformers.WorkflowStatusDataC
olumnTransformerFactory,EQTService"/>

          <ColumnInfo width="225" dataField="Taxonomy" dataFieldCaption="lblTaxonomy"/>

          <ColumnInfo width="102" dataField="Supercedes"
dataFieldCaption="lblSupercedes"
dataTransformer="Singleton:Xeno.Prodika.EQTService.DataTransformers.SpecSupercedesDataT
ransformerFactory,PlatformExtensions"/>

          <ColumnInfo width="100" dataField="ctxSysEquiv"
dataFieldCaption="lblContextSensitiveSysEquivCtlEquivalent"
dataTransformer="Singleton:Xeno.Prodika.EQTService.DataTransformers.GSMContextSensitive
EquivalentDataTransormerFactory,PlatformExtensions"
enableHandler="Class:Xeno.Prodika.EQTService.SearchablePropertyHandlers.FeatureProperty
ItemEnabledResolverFactory,EQTService$GSM.EQT.CrossReferences.Enabled"/>

       <ColumnInfo width="125" dataField="ApprovedForUseBUDisplayName"
dataFieldCaption="lblBusinessUnit"
dataTransformer="Singleton:Xeno.Prodika.EQTService.DataTransformers.BusinessUnitDataCol
umnTransformerFactory,EQTService" isAggregatable="true" aggregationDelimiter=", " />


</DisplayColumns>
```

4. To support 1024x768 resolutions, make sure your total width matches what it was before your addition. In this example the total width was 849 pixels. So you will need to remove 125 pixels of width from pre-existing column(s), like specification name.

© 2015 Oracle Corporation

```
<ColumnInfo width="131" dataField="SpecName" dataFieldCaption="lblSpecName"/>
```

5. Reset IIS.
6. Go to a Ready Report and select the **Packaging Specification** target object and verify the new column appears.

Adding New Report Views

New report views can be added by copying an existing view and changing the view name and corresponding attributes. This allows you to offer multiple report views per target object.

The report view node structure looks like the following. [ReportViewName] will appear in the report view dropdown for the target object specified in the <Model> node.

```
<ReportViewName>
<AllowedModels>
<Model>
        <MandatoryProperty>
        <SearchableProperties>
        <DisplayColumns>
                <ColumnInfo>
        </DisplayColumns>
</Model>
</AllowedModels>
</ReportViewName>
```

© 2015 Oracle Corporation

Appendex A—Contextual Variables Index

The following contextual variables are supported in search criteria. Refer to the **ReadyReports.xml** configuration file for further details.

DRL

Search Model	Available Variables
DRL Document	Catalogs
	Classification
	Document Date
	Effective Date
	Expiration Date
	Originator
	Status

EQ

Search Model	Available Variables
All EQ Models contain these variables:	Additional Administrators (Users)
	Additional Administrators (Groups)
	Company Name
	Date Received
	Date Sent
	Due Date
	Primary Owner
	Status

GSM

Search Model	Available Variables
GSM - All models except Global Succession, Activity Specification, and LIO Profile contain these variables:	Associated Specs: Name and Number
	Category
	Created
	Current Workflow: Owner or Group
	Effective
	Last Edit
	Originator
	Short Name
	Status
	Workflow

© 2015 Oracle Corporation

Search Model	Available Variables
Delivered Material Packing Specification	Inactive

Search Model	Available Variables
Equipment Specification	Inactive

Search Model	Available Variables
Formulation Specification	Facility Inactive Input Item Input Item (plus alternates) NPD Project Output Item

Search Model	Available Variables
Labeling Specification	Inactive

Search Model	Available Variables
Master Specification	Inactive

Search Model	Available Variables
Material Specification	Known to Contain: Additives, Allergens, Intolerances May Contain: Additives, Allergens, Intolerances Does Not Contain: Additives, Allergens, Intolerances BD Component Term or Alias BD Component Term Classification Country of Origin Inactive Material Type Output Type Receiving Facilities Source Facility

© 2015 Oracle Corporation

Search Model	Available Variables
Menu Item Specification	Known to Contain: Additives, Allergens, Intolerances May Contain: Additives, Allergens, Intolerances Does Not Contain: Additives, Allergens, Intolerances Actual Label Claims Inactive Menu Item Build Menu Item Class Potential Label Claims Standard

Search Model	Available Variables
Nutrient Profile	none

Search Model	Available Variables
Packaging Specification	Inactive Item Type Receiving Facilities Source Facility

Search Model	Available Variables
Packing Configuration Specification	Inactive

Search Model	Available Variables
Printed Packaging Specification	Inactive Receiving Facilities Source Facility

Search Model	Available Variables
Product Specification	Known to Contain: Additives, Allergens, Intolerances May Contain: Additives, Allergens, Intolerances Does Not Contain: Additives, Allergens, Intolerances BD Component Term or Alias BD Component Term Inactive Receiving Facilities Source Facility

© 2015 Oracle Corporation

Search Model	Available Variables
Trade Specification	Known to Contain: Addtives, Allergens, Intolerances
	May Contain: Additives, Allergens, Intolerances
	Does Not Contain: Additives, Allergens, Intolerances
	Actual Label Claims
	Brand
	BD Component Term or Alias
	BD Component Term
	GTIN/UPC/EAN
	Material Specification
	Packaging Materials
	Potential Label Claims
	UDEX Classification

Search Model	Available Variables
Global Succession	Created By
	New Specification: Name and Number
	Specifcation to Supercede: Name and Number

Search Model	Available Variables
GSM Activity	Activity Type
	Current Workflow: Owner or Group
	Effective
	Inactive
	Last Edit
	Originator
	Primary Item Specification: Name and Number
	Related Items Specification: Name and Number
	Status

Search Model	Available Variables
LIO Profile	Associated Formulation: Name and Number
	Associated Output: Name and Number
	Created
	Last Edit
	Nutrient Profile: Name and Number
	Originator

© 2015 Oracle Corporation

NPD

Search Model	Available Variables
Innovation/Sales Pipeline	Administrators
	Internal Project #
	Request Date
	Status

Search Model	Available Variables
Project	Brands
	Channels
	Consumer Value Perception
	Demographics
	Enabling Technology
	Gate Keeper(s)
	Global Categories
	Internal Project #
	Lead Countries
	Origination Date
	Priority
	Project Owner
	Project Type
	Readers (groups)
	Readers (users)
	Risk
	Stage
	Status
	Strategic Brief
	Team Leader(s)
	Team Member(s)

Search Model	Available Variables
Strategic Brief	Brands
	Channels
	Gate Keeper(s)
	Global Categories
	Key Sponsor(s)
	Lead Countries
	Origination Date
	Status
	Team Member(s)

© 2015 Oracle Corporation

NSM

Search Model	Available Variables
Nutrient Analysis	Creator
	Date of Analysis
	Date of Last Update
	Date Received from Lab
	Date Sent to Lab
	GTIN/UPC
	Sample Type
	Source Facility
	Specification

Search Model	Available Variables
Nutrient Composite	Date of Composite
	Date of Last Update
	Originator
	Specification

PQM

Search Model	Available Variables
Action	Action Action Type
	Affected Items (By Rev)
	Affected Items (Rev. Indep.)
	Associated Project
	Company
	Customer
	Facility
	Last Edit
	Origination Date
	Originator
	Product Lines
	Related Actions
	Related Audits
	Related Issues
	Status
	Workflow

© 2015 Oracle Corporation

Search Model	Available Variables
Audit	Actual Audit Date
	Affected Items (By Rev)
	Affected Items (Rev. Indep.)
	Audit Result
	Audit Type
	Company
	Customer
	Facility
	Last Edit
	Origination Date
	Originator
	Planned Audit Date
	Product Lines
	Related Actions
	Related Issues
	Status
	Workflow

Search Model	Available Variables
Issue	Affected Items (By Rev)
	Affected Items (Rev. Indep.)
	Company
	Customer
	Expected Resolution Date
	Facility
	Issue Type
	Last Edit
	Occurence Date
	Origination Date
	Originator
	Product Lines
	Related Actions
	Related Audits
	Resolution
	Severity
	Status
	Workflow

© 2015 Oracle Corporation

PQS

Search Model	Available Variables
Lot Sample	Date Created
	Date Received
	GTIN/UPC/EAN
	Internal Alias
	Location
	Receiving Facility
	Sample Production Date
	Scheduled Evaluation Date
	Source Facility
	Source Facility (country)
	Spec Name
	Spec #

Search Model	Available Variables
Scorecard	Date of Scoring
	Originator
	Sample Details
	Sample #
	Scored By
	Spec Name

Search Model	Available Variables
Session	Evaluation Date
	Location
	Sample Details
	Session Leader
	Users

© 2015 Oracle Corporation

SCRM

Search Model	Available Variables
Company	Alt. Supply Capability
	City Name
	Country
	Postal Code
	Sourcing (select spec)
	Sourcing (spec number)

Search Model	Available Variables
Facility	City Name
	Company
	Company Name
	Country
	Postal Code
	SAC Supplier Item #
	Sourcing (select spec)
	Sourcing (spec number)

Search Model	Available Variables
Non Spec Sourcing Approval	Class
	Company
	QA Assigned
	SC Assigned
	Sourcing Facility
	Sourcing Type
	Status

Search Model	Available Variables
Spec-Related Sourcing Approval	Class
	Company
	Protocol
	QA Assigned
	Receiving Facility
	SC Assigned
	Sourcing Facility
	Sourcing Type
	Specification
	Specification Taxonomy
	Status

© 2015 Oracle Corporation

Search Model	Available Variables
Company/Facility SDM	Company
	Document Type
	Due/Renewal Date
	Effective Date
	Expiration Date
	Facility
	Originator
	Status

Search Model	Available Variables
Non-Spec Sourcing Approval SDM	Company
	Document Type
	Due/Renewal Date
	Effective Date
	Expiration Date
	Facility
	Originator
	Status

Search Model	Available Variables
Spec Sourcing Approval SDM	Company
	Document Type
	Due/Renewal Date
	Effective Date
	Expiration Date
	Facility
	Originator
	Sourcing (select spec)
	Sourcing (spec number)
	Sourcing (taxonomy)
	Status

© 2015 Oracle Corporation

UGM

Search Model	Available Variables
Group	Last Updated

Search Model	Available Variables
User	Country
	Facility
	Last Updated
	User Name

© 2015 Oracle Corporation

Appendix B—Models Index

This section details the fields that can be displayed in the search results grid used for ready reports.

ADMN

Custom Section

View: ExtendedSectionAttributeTemplateView
Model: ExtendedAttributeSectionTemplate

Data Field	Data Field Caption	Notes
ColumnName	lblColumnName	
CreatedDate	lblCreated	
ExtendedAttributeStatus	lblStatus	
ExtendedAttributeTemplateName	lblSectionName	
ID	lblSectionID	
LastEditDate	lblLastEdited	
RowName	lblRowName	
SecurityClassDisplay	lblSecurityClassification	

Extended Attribute

View: ExtendedAttributeView
Model: ExtendedAttributeType

Data Field	Data Field Caption	Notes
ExtAttrTypeDisplayValue	lblType	
ExtendedAttributeGroup	lblGroup	
ExtendedAttributeID	lblExtendedAttributeTypeID	
ExtendedAttributeName	lblExtendedAttributeTypeName	
ExtendedAttributeStatus	lblStatus	

Component Catalog

Component Catalog Term

View: FICTermView
Model: FICTerm

Data Field	Data Field Caption	Notes
CreateByUserName	lblCreatedBy	
CreatedBy	lblCreatedBy	
FICAliasTerm	lblTermOrAlias	
FICTermNumber	lblTermNumber	
FICTermID	lblTermID	

© 2015 Oracle Corporation

DRL

DRL Document

View: DocumentSearchView
Model: VisibilityConstrainedDrlDocument

Data Field	Data Field Caption	Notes
AttachmentTitle	lblAttachmentTitle	
BusinessUnit	lblBusinessUnit	
ClassificationDisplay	lblExactMatchClassification	
DocumentDate	lblDocumentDate	
DocumentNumber	lblDocumentID	
DocumentNumberIssue	lblDocumentNumber	
EffectiveDate	lblEffectiveDate	
ExpirationDate	lblExpirationDate	
Originator	lblOriginator	
StatusName	lblStatus	
Title	lblDocumentTitle	
VisibilityDisplay	lblExactMatchVisibility	

EQ

Material EQ Request

View: EQMaterialRequestView
Model: INGEQRequest

Data Field	Data Field Caption	Notes
AddlAdminGroupsDisplay	lblAddlAdminGroups	dataTransformer="Singleton:Oracle.PLM4P.ReadyReports.Lib.Transformers.CurrentWorkflowGroupDataColumnTransformerFactory,ReadyReportsLib"
AddlAdminUsersDisplay	lblAddlAdminGroups	dataTransformer="Singleton:Xeno.Prodika.EQTService.DataTransformers.UserNameDataColumnTransformerFactory,FICService"
eQImportedIntoGSMDisplay	lblEQImportedIntoGSM	
ImportMaterialSpec	lblImportSpec	dataTransformer="Singleton:Oracle.PLM4P.ReadyReports.Lib.DataColumnTransformers.SpecNameDataColumnTransformerFactory,ReadyReportsLib"
IsSupplierInitiatedDisplay	lblSupplierInitiated	
PrimaryOwner	lblPrimaryOwner	dataTransformer="Singleton:Xeno.Prodika.EQTService.DataTransformers.UserNameDataColumnTransformerFactory,FICService"

© 2015 Oracle Corporation

Data Field	Data Field Caption	Notes
QuestionnaireApprovedUseOwner	lblPrimaryOwner	dataTransformer=”Singleton:Xeno.Prodika.EQTService.DataTransformers.UserNameDataColumnTransformerFactory,FICService”
QuestionnaireCompany	lblEQCompany	
QuestionnaireDateReceived	lblEQDateRcvd	
QuestionnaireDateSent	lblEQDateSent	
QuestionnaireDueDate	lblEQDueDate	
QuestionnaireEmail	lblEQEmail	
QuestionnaireNumber	lblEQNumber	
QuestionnaireStatusDisplay	lblEQStatus	
QuestionnaireTitle	lblEQTitle	

Packaging EQ Request

View: EQPackagingRequestView
Model: PKGEQRequest

Data Field	Data Field Caption	Notes
AddlAdminGroupsDisplay	lblAddlAdminGroups	dataTransformer="Singleton:Oracle.PLM4P.ReadyReports.Lib.Transformers.CurrentWorkflowGroupDataColumnTransformerFactory,ReadyReportsLib"
AddlAdminUsersDisplay	lblAddlAdminGroups	dataTransformer="Singleton:Xeno.Prodika.EQTService.DataTransformers.UserNameDataColumnTransformerFactory,FICService"
eQImportedIntoGSMDisplay	lblEQImportedIntoGSM	
ImportPackagingSpec	lblImportSpec	dataTransformer="Singleton:Oracle.PLM4P.ReadyReports.Lib.DataColumnTransformers.SpecNameDataColumnTransformerFactory,ReadyReportsLib"
IsSupplierInitiatedDisplay	lblSupplierInitiated	
PrimaryOwner	lblPrimaryOwner	dataTransformer="Singleton:Xeno.Prodika.EQTService.DataTransformers.UserNameDataColumnTransformerFactory,FICService"
QuestionnaireApprovedUseOwner	lblPrimaryOwner	dataTransformer=”Singleton:Xeno.Prodika.EQTService.DataTransformers.UserNameDataColumnTransformerFactory,FICService”
QuestionnaireCompany	lblEQCompany	
QuestionnaireDateReceived	lblEQDateRcvd	
QuestionnaireDateSent	lblEQDateSent	
QuestionnaireDueDate	lblEQDueDate	
QuestionnaireEmail	lblEQEmail	
QuestionnaireNumber	lblEQNumber	
QuestionnaireStatusDisplay	lblEQStatus	

© 2015 Oracle Corporation

Data Field	Data Field Caption	Notes
QuestionnaireTitle	lblEQTitle	

Printed Packaging EQ Request

View: EQPrintedPackagingRequestView
Model: PPKGEQRequest

Data Field	Data Field Caption	Notes
AddlAdminGroupsDisplay	lblAddlAdminGroups	dataTransformer="Singleton:Oracle.PLM4P.ReadyReports.Lib.Transformers.CurrentWorkflowGroupDataColumnTransformerFactory,ReadyReportsLib"
AddlAdminUsersDisplay	lblAddlAdminGroups	dataTransformer="Singleton:Xeno.Prodika.EQTService.DataTransformers.UserNameDataColumnTransformerFactory,FICService"
eQImportedIntoGSMDisplay	lblEQImportedIntoGSM	
ImportPrintedPackagingSpec	lblImportSpec	dataTransformer="Singleton:Oracle.PLM4P.ReadyReports.Lib.DataColumnTransformers.SpecNameDataColumnTransformerFactory,ReadyReportsLib"
IsSupplierInitiatedDisplay	lblSupplierInitiated	
PrimaryOwner	lblPrimaryOwner	dataTransformer="Singleton:Xeno.Prodika.EQTService.DataTransformers.UserNameDataColumnTransformerFactory,FICService"
QuestionnaireApprovedUseOwner	lblPrimaryOwner	dataTransformer=”Singleton:Xeno.Prodika.EQTService.DataTransformers.UserNameDataColumnTransformerFactory,FICService”
QuestionnaireCompany	lblEQCompany	
QuestionnaireDateReceived	lblEQDateRcvd	
QuestionnaireDateSent	lblEQDateSent	
QuestionnaireDueDate	lblEQDueDate	
QuestionnaireEmail	lblEQEmail	
QuestionnaireNumber	lblEQNumber	
QuestionnaireStatusDisplay	lblEQStatus	
QuestionnaireTitle	lblEQTitle	

© 2015 Oracle Corporation

Product EQ Request

View: EQProductRequestView
Model: PRDEQRequest

Data Field	Data Field Caption	Notes
AddlAdminGroupsDisplay	lblAddlAdminGroups	dataTransformer="Singleton:Oracle.PLM4P.ReadyReports.Lib.Transformers.CurrentWorkflowGroupDataColumnTransformerFactory,ReadyReportsLib"
AddlAdminUsersDisplay	lblAddlAdminGroups	dataTransformer="Singleton:Xeno.Prodika.EQTService.DataTransformers.UserNameDataColumnTransformerFactory,FICService"
eQImportedIntoGSMDisplay	lblEQImportedIntoGSM	
ImportProductSpec	lblImportSpec	dataTransformer="Singleton:Oracle.PLM4P.ReadyReports.Lib.DataColumnTransformers.SpecNameDataColumnTransformerFactory,ReadyReportsLib"
IsSupplierInitiatedDisplay	lblSupplierInitiated	
PrimaryOwner	lblPrimaryOwner	dataTransformer="Singleton:Xeno.Prodika.EQTService.DataTransformers.UserNameDataColumnTransformerFactory,FICService"
QuestionnaireApprovedUseOwner	lblPrimaryOwner	dataTransformer=”Singleton:Xeno.Prodika.EQTService.DataTransformers.UserNameDataColumnTransformerFactory,FICService”
QuestionnaireCompany	lblEQCompany	
QuestionnaireDateReceived	lblEQDateRcvd	
QuestionnaireDateSent	lblEQDateSent	
QuestionnaireDueDate	lblEQDueDate	
QuestionnaireEmail	lblEQEmail	
QuestionnaireNumber	lblEQNumber	
QuestionnaireStatusDisplay	lblEQStatus	
QuestionnaireTitle	lblEQTitle	

© 2015 Oracle Corporation

Trade EQ Request

View: EQTradeRequestView
Model: TRDEQRequest

Data Field	Data Field Caption	Notes
AddlAdminGroupsDisplay	lblAddlAdminGroups	dataTransformer="Singleton:Oracle.PLM4P.ReadyReports.Lib.Transformers.CurrentWorkflowGroupDataColumnTransformerFactory,ReadyReportsLib"
AddlAdminUsersDisplay	lblAddlAdminGroups	dataTransformer="Singleton:Xeno.Prodika.EQTService.DataTransformers.UserNameDataColumnTransformerFactory,FICService"
eQImportedIntoGSMDisplay	lblEQImportedIntoGSM	
ImportTradeSpec	lblImportSpec	dataTransformer="Singleton:Oracle.PLM4P.ReadyReports.Lib.DataColumnTransformers.SpecNameDataColumnTransformerFactory,ReadyReportsLib"
IsSupplierInitiatedDisplay	lblSupplierInitiated	
PrimaryOwner	lblPrimaryOwner	dataTransformer="Singleton:Xeno.Prodika.EQTService.DataTransformers.UserNameDataColumnTransformerFactory,FICService"
QuestionnaireApprovedUseOwner	lblPrimaryOwner	dataTransformer=”Singleton:Xeno.Prodika.EQTService.DataTransformers.UserNameDataColumnTransformerFactory,FICService”
QuestionnaireCompany	lblEQCompany	
QuestionnaireDateReceived	lblEQDateRcvd	
QuestionnaireDateSent	lblEQDateSent	
QuestionnaireDueDate	lblEQDueDate	
QuestionnaireEmail	lblEQEmail	
QuestionnaireNumber	lblEQNumber	
QuestionnaireStatusDisplay	lblEQStatus	
QuestionnaireTitle	lblEQTitle	

GSM

Delivered Material Packing Specification

View: SpecSummaryView
Model: Main Delivered Material Packing

Data Field	Data Field Caption	Notes
ApprovedForUseBUDisplayName	lblBusinessUnit	dataTransformer="Singleton:Xeno.Prodika.EQTService.DataTransformers.BusinessUnitDataColumnTransformerFactory,EQTService"
AssociatedSpecAssociation	lblAssociatedSpecAssociation	
AssociatedSpecERPIDDisplayNa	lblAssociatedSpecERPID	

© 2015 Oracle Corporation

Data Field	Data Field Caption	Notes
me		
AssociatedSpecName	lblAssociatedSpecName	
AssociatedSpecNumber	lblAssociatedSpecNumber	
Attachment	lblAttachmentName	
ConceptDisplay	lblConcept	dataTransformer=”Class.Xeno.Prodika.EQTService.DataTransformers.TaxonomyAliasDataColumnTransformerFactory.EQTService$FoodserviceConcept”
CountriesWhereUsedDisplayName	lblCountriesWhereUsed	dataTransformer="Singleton:Xeno.Prodika.EQTService.DataTransformers.CountryDataColumnTransformerFactory,EQTService"
Created	lblCreated	
CurrentStatus	lblSpecStatus	
CurrentWorkFlowGroup	lblCurrentWorkFlowGroup	dataTransformer="Singleton:Oracle.PLM4P.ReadyReports.Lib.Transformers.CurrentWorkflowGroupDataColumnTransformerFactory,ReadyReportsLib"
CurrentWorkFlowOwner	lblCurrentWorkFlowOwner	dataTransformer="Singleton:Xeno.Prodika.EQTService.DataTransformers.UserNameDataColumnTransformerFactory,FICService"
Description	lblDescription	
Effective	lblSpecSummaryEffective	
Inactive	lblSpecSummaryInactive	
LastEdit	lblLastEdited	
Originator	lblOriginator	dataTransformer="Singleton:Xeno.Prodika.EQTService.DataTransformers.UserNameDataColumnTransformerFactory,FICService"
RichTextDocKeywords	lblRichTextDocKeywords	
ShortName	lblSpecShortName	
SpecID	SpecID	
SpecName	lblSpecName	
SpecNumber	lblSpecNumber	
SpecStatus	lblSpecSummaryStatus	
SupercedesLangAware	lblSupercedes	
Taxonomy	lblTaxonomy	
WorkflowName	lblWorkflow	

© 2015 Oracle Corporation

Equipment Specification

View: SpecSummaryView
Model: Main Equipment Specification

Data Field	Data Field Caption	Notes
ApprovedForUseBUDisplayName	lblBusinessUnit	dataTransformer="Singleton:Xeno.Prodika.EQTService.DataTransformers.BusinessUnitDataColumnTransformerFactory,EQTService"
AssociatedSpecAssociation	lblAssociatedSpecAssociation	
AssociatedSpecERPIDDisplayName	lblAssociatedSpecERPID	
AssociatedSpecName	lblAssociatedSpecName	
AssociatedSpecNumber	lblAssociatedSpecNumber	
Attachment	lblAttachmentName	
ConceptDisplay	lblConcept	dataTransformer=”Class.Xeno.Prodika.EQTService.DataTransformers.TaxonomyAliasDataColumnTransformerFactory.EQTService$FoodserviceConcept”
CountriesWhereUsedDisplayName	lblCountriesWhereUsed	dataTransformer="Singleton:Xeno.Prodika.EQTService.DataTransformers.CountryDataColumnTransformerFactory,EQTService"
Created	lblCreated	
ctxSysEquiv	lblContextSensitiveSysEquivCtlEquivalent	
CurrentStatus	lblSpecStatus	
CurrentWorkFlowGroup	lblCurrentWorkFlowGroup	dataTransformer="Singleton:Oracle.PLM4P.ReadyReports.Lib.Transformers.CurrentWorkflowGroupDataColumnTransformerFactory,ReadyReportsLib"
CurrentWorkFlowOwner	lblCurrentWorkFlowOwner	dataTransformer="Singleton:Xeno.Prodika.EQTService.DataTransformers.UserNameDataColumnTransformerFactory,FICService"
Effective	lblSpecSummaryEffective	
ERPSystemNameAndID	lblERPSystemNameAndID	
Inactive	lblSpecSummaryInactive	
LastEdit	lblLastEdited	
Originator	lblOriginator	dataTransformer="Singleton:Xeno.Prodika.EQTService.DataTransformers.UserNameDataColumnTransformerFactory,FICService"
RichTextDocKeywords	lblRichTextDocKeywords	
ShortName	lblSpecShortName	
SpecName	lblSpecName	
SpecNumber	lblSpecNumber	
SpecStatus	lblSpecSummaryStatus	
SpecSumCatSubCatGroup	lblCatSubcatGroup	

© 2015 Oracle Corporation

Data Field	Data Field Caption	Notes
SystemNameDisplayName	lblSystemName	
SupercedesLangAware	lblSupercedes	
SystemEquivalent	lblSysEquivCtlEquivalent	
Taxonomy	lblTaxonomy	
WorkflowName	lblWorkflow	

Formulation Specification

View: SpecSummaryView
Model: Formulation Specification

Data Field	Data Field Caption	Notes
ApprovedForUseBUDisplayName	lblBusinessUnit	dataTransformer="Singleton:Xeno.Prodika.EQTService.DataTransformers.BusinessUnitDataColumnTransformerFactory,EQTService"
AssociatedSpecAssociation	lblAssociatedSpecAssociation	
AssociatedSpecERPIDDisplayName	lblAssociatedSpecERPID	
AssociatedSpecName	lblAssociatedSpecName	
AssociatedSpecNumber	lblAssociatedSpecNumber	
Attachment	lblAttachmentName	
BOMItemAnnotation	lblBOMItemAnnotation	
ConceptDisplay	lblConcept	dataTransformer="Class:Xeno.Prodika.EQTService.DataTransformers.TaxonomyAliasDataColumnTransformerFactory,EQTService$FoodserviceConcept"
CountriesWhereUsedDisplayName	lblCountriesWhereUsed	dataTransformer="Singleton:Xeno.Prodika.EQTService.DataTransformers.CountryDataColumnTransformerFactory,EQTService"
Created	lblCreated	
ctxSysEquiv	lblContextSensitiveSysEquivCtlEquivalent	
CurrentStatus	lblSpecStatus	
CurrentWorkFlowGroup	lblCurrentWorkFlowGroup	dataTransformer="Singleton:Oracle.PLM4P.ReadyReports.Lib.Transformers.CurrentWorkflowGroupDataColumnTransformerFactory,ReadyReportsLib"
CurrentWorkFlowOwner	lblCurrentWorkFlowOwner	dataTransformer="Singleton:Xeno.Prodika.EQTService.DataTransformers.UserNameDataColumnTransformerFactory,FICService"
Description	lblDescription	
Effective	lblSpecSummaryEffective	

© 2015 Oracle Corporation

Data Field	Data Field Caption	Notes
FacilityDisplayName	lblFacility	dataTransformer="Singleton:EQTModels.BusinessUnitSecurity.BUSecuredFacilityNameDataColumnTransformerFactory,EQTModels"
Inactive	lblSpecSummaryInactive	
LastEdit	lblLastEdited	
NPDProjectName	lblNPDProjectName	
Originator	lblOriginator	dataTransformer="Singleton:Xeno.Prodika.EQTService.DataTransformers.UserNameDataColumnTransformerFactory,FICService"
RichTextDocKeywords	lblRichTextDocKeywords	
ShortName	lblSpecShortName	
SpecName	lblSpecName	
SpecNumber	lblSpecNumber	
SpecStatus	lblSpecSummaryStatus	
StepInstructionsKeywords	lblStepInstructionsKeywords	
StepName	lblStepName	
SupercedesLangAware	lblSupercedes	
SystemEquivalent	lblSysEquivCtlEquivalent	
SystemNameDisplayName	lblSystemName	
Taxonomy	lblTaxonomy	
WorkflowName	lblWorkflow	

Global Succession Request

View: SuccessionRequestView
Model: GSM Succession Request

Data Field	Data Field Caption	Notes
CreatedDate	lblCreatedDate	
Creator	lblCreatedBy	
CreatorName	lblCreatedBy	
NewSpecificationName	lblNewSpecName	
NewSpecificationNumber	lblNewSpecNumber	
RequestNumber	lblSuccessionRequestNumber	
SpecToSupersedeSpecName	lblSupersedeSpecName	
SpecToSupersedeSpecNumber	lblSupersedeSpecNumber	

GSM Activity

View: SpecSummaryView
Model: Spec Activity Specification

Data Field	Data Field Caption	Notes
ActivityPrimarySpecName	lblActivityPrimarySpecName	
ActivityPrimarySpecNumber	lblActivityPrimarySpecNumber	
ActivityRelatedSpecName	lblActivityRelatedSpecName	

© 2015 Oracle Corporation

Data Field	Data Field Caption	Notes
ActivityRelatedSpecNumber	lblActivityRelatedSpecNumber	
ActivityWorkflowName	lblActivityType	
CurrentStatus	lblSpecStatus	
CurrentWorkFlowGroup	lblCurrentWorkFlowGroup	dataTransformer="Singleton:Oracle.PLM4P.ReadyReports.Lib.Transformers.CurrentWorkflowGroupDataColumnTransformerFactory,ReadyReportsLib"
CurrentWorkFlowOwner	lblCurrentWorkFlowOwner	dataTransformer="Singleton:Xeno.Prodika.EQTService.DataTransformers.UserNameDataColumnTransformerFactory,FICService"
Effective	lblSpecSummaryEffective	
Inactive	lblSpecSummaryInactive	
LastEdit	lblLastEdited	
Originator	lblOriginator	dataTransformer="Singleton:Xeno.Prodika.EQTService.DataTransformers.UserNameDataColumnTransformerFactory,FICService"
RichTextDocKeywords	lblRichTextDocKeywords	
SpecialNotes	lblActivitySpecialNotes	
SpecName	lblActivityTitle	
SpecNumber	lblActivityNumber	
SpecStatus	lblSpecSummaryStatus	
SystemEquivalent	lblActivityPrimaryEquivalent	
WorkflowName	lblWorkflow	

Labeling Specification

View: SpecSummaryView
Model: Main Labeling Specification

Data Field	Data Field Caption	Notes
ApprovedForUseBUDisplayName	lblBusinessUnit	dataTransformer="Singleton:Xeno.Prodika.EQTService.DataTransformers.BusinessUnitDataColumnTransformerFactory,EQTService"
AssociatedSpecAssociation	lblAssociatedSpecAssociation	
AssociatedSpecERPIDDisplayName	lblAssociatedSpecERPID	
AssociatedSpecName	lblAssociatedSpecName	
AssociatedSpecNumber	lblAssociatedSpecNumber	
Attachment	lblAttachmentName	
ConceptDisplay	lblConcept	dataTransformer="Class:Xeno.Prodika.EQTService.DataTransformers.TaxonomyAliasDataColumnTransformerFactory,EQTService$FoodserviceConcept"

© 2015 Oracle Corporation

Data Field	Data Field Caption	Notes
CountriesWhereUsedDisplayName	lblCountriesWhereUsed	dataTransformer="Singleton:Xeno.Prodika.EQTService.DataTransformers.CountryDataColumnTransformerFactory,EQTService"
Created	lblCreated	
CurrentStatus	lblSpecStatus	
CurrentWorkFlowGroup	lblCurrentWorkFlowGroup	dataTransformer="Singleton:Oracle.PLM4P.ReadyReports.Lib.Transformers.CurrentWorkflowGroupDataColumnTransformerFactory,ReadyReportsLib"
CurrentWorkFlowOwner	lblCurrentWorkFlowOwner	dataTransformer="Singleton:Xeno.Prodika.EQTService.DataTransformers.UserNameDataColumnTransformerFactory,FICService"
Description	lblDescription	
Effective	lblSpecSummaryEffective	
Inactive	lblSpecSummaryInactive	
LastEdit	lblLastEdited	
Originator	lblOriginator	dataTransformer="Singleton:Xeno.Prodika.EQTService.DataTransformers.UserNameDataColumnTransformerFactory,FICService"
RichTextDocKeywords	lblRichTextDocKeywords	
ShortName	lblSpecShortName	
SpecName	lblSpecName	
SpecNumber	lblSpecNumber	
SystemNameDisplayName	lblSystemName	
SupercedesLangAware	lblSupercedes	
Taxonomy	lblTaxonomy	
WorkflowName	lblWorkflow	

LIO Profile

View: SpecSummaryView
Model: LIO Profile

Data Field	Data Field Caption	Notes
AssociatedFormulationEquiv	lblAssocFormulationEquivalent	
AssociatedFormulationName	lblAssocFormulationName	
AssociatedFormulationNumber	lblAssocFormulationNum	
AssociatedNPName	lblAssocNPName	
AssociatedNPNumber	lblAssocNPNum	
AssociatedOutputEquiv	lblAssocOutputEquivalent	
AssociatedOutputName	lblAssocOutputName	
AssociatedOutputNumber	lblAssocOutputNum	
Description	lblDescription	
LastSavedDate	lblLastEdited	
LIONumber	lblProfileNumber	

© 2015 Oracle Corporation

Data Field	Data Field Caption	Notes
LIOProfileCreatedDate	lblCreated	
Originator	lblOriginator	dataTransformer="Singleton:Xeno.Prodika.EQTService.DataTransformers.UserNameDataColumnTransformerFactory,FICService"
ProfileName	lblProfileName	
StatusName	lblStatus	

Master Specification

View: SpecSummaryView
Model: Main Master Specification

Data Field	Data Field Caption	Notes
ApprovedForUseBUDisplayName	lblBusinessUnit	dataTransformer="Singleton:Xeno.Prodika.EQTService.DataTransformers.BusinessUnitDataColumnTransformerFactory,EQTService"
AssociatedSpecAssociation	lblAssociatedSpecAssociation	
AssociatedSpecERPIDDisplayName	lblAssociatedSpecERPID	
AssociatedSpecName	lblAssociatedSpecName	
AssociatedSpecNumber	lblAssociatedSpecNumber	
Attachment	lblAttachmentName	
ConceptDisplay	lblConcept	dataTransformer="Class:Xeno.Prodika.EQTService.DataTransformers.TaxonomyAliasDataColumnTransformerFactory,EQTService$FoodserviceConcept"
CountriesWhereUsedDisplayName	lblCountriesWhereUsed	dataTransformer="Singleton:Xeno.Prodika.EQTService.DataTransformers.CountryDataColumnTransformerFactory,EQTService"
Created	lblCreated	
CurrentStatus	lblSpecStatus	
CurrentWorkFlowGroup	lblCurrentWorkFlowGroup	dataTransformer="Singleton:Oracle.PLM4P.ReadyReports.Lib.Transformers.CurrentWorkflowGroupDataColumnTransformerFactory,ReadyReportsLib"
CurrentWorkFlowOwner	lblCurrentWorkFlowOwner	dataTransformer="Singleton:Xeno.Prodika.EQTService.DataTransformers.UserNameDataColumnTransformerFactory,FICService"
Description	lblDescription	
Effective	lblSpecSummaryEffective	
Inactive	lblSpecSummaryInactive	
LastEdit	lblLastEdited	

© 2015 Oracle Corporation

Data Field	Data Field Caption	Notes
Originator	lblOriginator	dataTransformer="Singleton:Xeno.Prodika.EQTService.DataTransformers.UserNameDataColumnTransformerFactory,FICService"
RichTextDocKeywords	lblRichTextDocKeywords	
ShortName	lblSpecShortName	
SpecName	lblSpecName	
SpecNumber	lblSpecNumber	
SpecStatus	lblSpecSummaryStatus	
SupercedesLangAware	lblSupercedes	
Taxonomy	lblTaxonomy	
WorkflowName	lblWorkflow	

Material Specification

View: SpecSummaryView
Model: Main Material Specification

Data Field	Data Field Caption	Notes
AdditivesContainedDisplay	lblctlComplianceAdditives	dataTransformer="Class:Oracle.PLM4P.ReadyReports.Lib.DataColumnTransformers.LookupDataColumnTransformerFactory,ReadyReportsLib$Additives"
AdditivesNotContDisplay	lblComplianceAdditivesNotContained	dataTransformer="Class:Oracle.PLM4P.ReadyReports.Lib.DataColumnTransformers.LookupDataColumnTransformerFactory,ReadyReportsLib$Additives"
AdditivesMayContDisplay	lblComplianceAdditivesMayContain	dataTransformer="Class:Oracle.PLM4P.ReadyReports.Lib.DataColumnTransformers.LookupDataColumnTransformerFactory,ReadyReportsLib$Additives"
AllergensContainedDisplay	lblctlComplianceAllergens	dataTransformer="Class:Oracle.PLM4P.ReadyReports.Lib.DataColumnTransformers.LookupDataColumnTransformerFactory,ReadyReportsLib$Allergens"
AllergensNotContDisplay	lblComplianceAllergensNotContained	dataTransformer="Class:Oracle.PLM4P.ReadyReports.Lib.DataColumnTransformers.LookupDataColumnTransformerFactory,ReadyReportsLib$Allergens"
AllergensMayContDisplay	lblComplianceAllergensMayContain	dataTransformer="Class:Oracle.PLM4P.ReadyReports.Lib.DataColumnTransformers.LookupDataColumnTransformerFactory,ReadyReportsLib$Allergens"

© 2015 Oracle Corporation

Data Field	Data Field Caption	Notes
ApprovedForUseBUDisplayName	lblBusinessUnit	dataTransformer="Singleton:Xeno.Prodika.EQTService.DataTransformers.BusinessUnitDataColumnTransformerFactory,EQTService"
AssociatedSpecAssociation	lblAssociatedSpecAssociation	
AssociatedSpecERPIDDisplayName	lblAssociatedSpecERPID	
AssociatedSpecName	lblAssociatedSpecName	
AssociatedSpecNumber	lblAssociatedSpecNumber	
Attachment	lblAttachmentName	
ClassificationDisplayName	lblClassification	
CombinedIngredientStatement	lblIngredientStateCtlCombinedState	
CompliesWithDisplay	lblctlComplianceCompliesWith	dataTransformer="Class:Oracle.PLM4P.ReadyReports.Lib.DataColumnTransformers.LookupDataColumnTransformerFactory,ReadyReportsLib$CompliesWith"
ConceptDisplay	lblConcept	dataTransformer="Class:Xeno.Prodika.EQTService.DataTransformers.TaxonomyAliasDataColumnTransformerFactory,EQTService$FoodserviceConcept"
CountriesWhereUsedDisplayName	lblCountriesWhereUsed	dataTransformer="Singleton:Xeno.Prodika.EQTService.DataTransformers.CountryDataColumnTransformerFactory,EQTService"
CountryOfOriginDisplay	lblCountryOfOrigin	
Created	lblCreated	
ctxSysEquiv	lblContextSensitiveSysEquivCtlEquivalent	
CurrentStatus	lblSpecStatus	
CurrentWorkflowGroup	lblCurrentWorkFlowGroup	dataTransformer="Singleton:Oracle.PLM4P.ReadyReports.Lib.Transformers.CurrentWorkflowGroupDataColumnTransformerFactory,ReadyReportsLib"
CurrentWorkflowOwner	lblCurrentWorkFlowOwner	dataTransformer="Singleton:Xeno.Prodika.EQTService.DataTransformers.UserNameDataColumnTransformerFactory,FICService"
Description	lblDescription	
Effective	lblSpecSummaryEffective	
Inactive	lblSpecSummaryInactive	
IngredientOutputType	lblIngredientOutputType	
IngredientStatement	lblIngredientStatement	

© 2015 Oracle Corporation

Data Field	Data Field Caption	Notes
IntolerancesContainedDisplay	lblctlComplianceIntolerances	dataTransformer="Class:Oracle.PLM4P.ReadyReports.Lib.DataColumnTransformers.LookupDataColumnTransformerFactory,ReadyReportsLib$Intolerances"
IntolerancesNotContDisplay	lblComplianceIntolerancesNotContained	dataTransformer="Class:Oracle.PLM4P.ReadyReports.Lib.DataColumnTransformers.LookupDataColumnTransformerFactory,ReadyReportsLib$Intolerances"
IntolerancesMayContDisplay	lblComplianceIntolerancesMayContain	dataTransformer="Class:Oracle.PLM4P.ReadyReports.Lib.DataColumnTransformers.LookupDataColumnTransformerFactory,ReadyReportsLib$Intolerances"
LastEdit	lblLastEdited	
MaterialTypeDisplayName	lblMaterialType	
Originator	lblOriginator	dataTransformer="Singleton:Xeno.Prodika.EQTService.DataTransformers.UserNameDataColumnTransformerFactory,FICService"
ParentFormulationSpecERPID	lblParentFormulationSpecERPID	
ParentFormulationSpecName	lblParentFormulationSpecName	
ParentFormulationSpecNum	lblParentFormulationSpecNum	
RichTextDocKeywords	lblRichTextDocKeywords	
ShortName	lblSpecShortName	
SourcingFacilityDisplayName	lblSourceFacility	dataTransformer="Singleton:EQTModels.BusinessUnitSecurity.BUSecuredFacilityNameDataColumnTransformerFactory,EQTModels"
SourcingNumberSpec	lblSourcingNumber	
SpecName	lblSpecName	
SpecNumber	lblSpecNumber	
SpecStatus	lblSpecSummaryStatus	
SpecSumCatSubCatGroup	lblCatSubcatGroup	
SupercedesLangAware	lblSupercedes	
SupplierPartNumberDisplayName	lblSupplierItemNumber	
SystemNameDisplayName	lblSystemName	
TradeSpecERPID	lblTradeSpecERPID	
TradeSpecName	lblTradeSpecName	
TradeSpecNum	lblTradeSpecNum	
VendorHasApprovedDisplayName	lblVendorHasApproved	dataTransformer="Singleton:Oracle.PLM4P.ReadyReports.Lib.Transformers.VendorHasApprovedDataColumnTransformerFactory,ReadyReportsLib"
WorkflowName	lblWorkflow	

© 2015 Oracle Corporation

Menu Item Specification

View: SpecSummaryView
Model: Main Menu Item Specification

Data Field	Data Field Caption	Notes
ActualClaimsDisplayName	lblActualLabelClaims	
AdditivesContainedDisplay	lblctlComplianceAdditives	dataTransformer="Class:Oracle.PLM4P.ReadyReports.Lib.DataColumnTransformers.LookupDataColumnTransformerFactory,ReadyReportsLib$Additives"
AdditivesNotContDisplay	lblComplianceAdditivesNotContained	dataTransformer="Class:Oracle.PLM4P.ReadyReports.Lib.DataColumnTransformers.LookupDataColumnTransformerFactory,ReadyReportsLib$Additives"
AdditivesMayContDisplay	lblComplianceAdditivesMayContain	dataTransformer="Class:Oracle.PLM4P.ReadyReports.Lib.DataColumnTransformers.LookupDataColumnTransformerFactory,ReadyReportsLib$Additives"
AllergensContainedDisplay	lblctlComplianceAllergens	dataTransformer="Class:Oracle.PLM4P.ReadyReports.Lib.DataColumnTransformers.LookupDataColumnTransformerFactory,ReadyReportsLib$Allergens"
AllergensNotContDisplay	lblComplianceAllergensNotContained	dataTransformer="Class:Oracle.PLM4P.ReadyReports.Lib.DataColumnTransformers.LookupDataColumnTransformerFactory,ReadyReportsLib$Allergens"
AllergensMayContDisplay	lblComplianceAllergensMayContain	dataTransformer="Class:Oracle.PLM4P.ReadyReports.Lib.DataColumnTransformers.LookupDataColumnTransformerFactory,ReadyReportsLib$Allergens"
ApprovedForUseBUDisplayName	lblBusinessUnit	dataTransformer="Singleton:Xeno.Prodika.EQTService.DataTransformers.BusinessUnitDataColumnTransformerFactory,EQTService"
AssociatedSpecAssociation	lblAssociatedSpecAssociation	
AssociatedSpecERPIDDisplayName	lblAssociatedSpecERPID	
AssociatedSpecName	lblAssociatedSpecName	
AssociatedSpecNumber	lblAssociatedSpecNumber	
Attachment	lblAttachmentName	
ConceptDisplay	lblConcept	dataTransformer="Class:Xeno.Prodika.EQTService.DataTransformers.TaxonomyAliasDataColumnTransformerFactory,EQTService$FoodserviceConcept"
Created	lblCreated	

© 2015 Oracle Corporation

Data Field	Data Field Caption	Notes
ctxSysEquiv	lblContextSensitiveSysEquivCtlEquivalent	
CurrentStatus	lblSpecStatus	
CurrentWorkflowGroup	lblCurrentWorkFlowGroup	dataTransformer="Singleton:Oracle.PLM4P.ReadyReports.Lib.Transformers.CurrentWorkflowGroupDataColumnTransformerFactory,ReadyReportsLib"
CurrentWorkflowOwner	lblCurrentWorkFlowOwner	dataTransformer="Singleton:Xeno.Prodika.EQTService.DataTransformers.UserNameDataColumnTransformerFactory,FICService"
Effective	lblSpecSummaryEffective	
Inactive	lblSpecSummaryInactive	
IngredientStatement	lblNutrientProfileIngredientStatement	
IntolerancesContainedDisplay	lblctlComplianceIntolerances	dataTransformer="Class:Oracle.PLM4P.ReadyReports.Lib.DataColumnTransformers.LookupDataColumnTransformerFactory,ReadyReportsLib$Intolerances"
IntolerancesNotContDisplay	lblComplianceIntolerancesNotContained	dataTransformer="Class:Oracle.PLM4P.ReadyReports.Lib.DataColumnTransformers.LookupDataColumnTransformerFactory,ReadyReportsLib$Intolerances"
IntolerancesMayContDisplay	lblComplianceIntolerancesMayContain	dataTransformer="Class:Oracle.PLM4P.ReadyReports.Lib.DataColumnTransformers.LookupDataColumnTransformerFactory,ReadyReportsLib$Intolerances"
LastEdit	lblLastEdited	
MenuItemClassName	lblMenuItemClass	
MenuItemStandardDisplay	lblStandard	
Originator	lblOriginator	dataTransformer="Singleton:Xeno.Prodika.EQTService.DataTransformers.UserNameDataColumnTransformerFactory,FICService"
PotentialClaimsDisplayName	lblPotentialLabelClaims	
RichTextDocKeywords	lblRichTextDocKeywords	
ShortName	lblSpecShortName	
CompliesWithDisplay	lblctlComplianceCompliesWith	dataTransformer="Class:Oracle.PLM4P.ReadyReports.Lib.DataColumnTransformers.LookupDataColumnTransformerFactory,ReadyReportsLib$CompliesWith"
SpecName	lblSpecName	
SpecNumber	lblSpecNumber	
SpecStatus	lblSpecSummaryStatus	
SpecSumCatSubCatGroup	lblCatSubcatGroup	
SpecWorkflowName	lblName	

© 2015 Oracle Corporation

Data Field	Data Field Caption	Notes
StandardDisplay	lblStandard	dataTransformer="Class:Oracle.PLM4P.ReadyReports.Lib.DataColumnTransformers.LookupDataColumnTransformerFactory,ReadyReportsLib$FoodServiceStandards"
SupercedesLangAware	lblSupercedes	
SystemEquivalent	lblSysEquivCtlEquivalent	
SystemNameDisplayName	lblSystemName	
Taxonomy	lblTaxonomy	
WorkflowName	lblWorkflow	

Nutrient Profile

View: SpecSummaryView
Model: Main Nutrient Profile

Data Field	Data Field Caption	Notes
ApprovedForUseBUDisplayName	lblBusinessUnit	dataTransformer="Singleton:Xeno.Prodika.EQTService.DataTransformers.BusinessUnitDataColumnTransformerFactory,EQTService"
AssociatedSpecAssociation	lblAssociatedSpecAssociation	
AssociatedSpecERPIDDisplayName	lblAssociatedSpecERPID	
AssociatedSpecName	lblAssociatedSpecName	
AssociatedSpecNumber	lblAssociatedSpecNumber	
Calories	lblCaloriesPerHundredGram	
CaloriesPerServing	lblCaloriesPerServing	
Carbohydrates	lblCarbsPerHundredGram	
CarbsPerServing	lblCarbsPerServing	
Cholesterol	lblCholesterolPerHundredGram	
CholesterolPerServing	lblCholesterolPerServing	
ConceptDisplay	lblConcept	dataTransformer="Class:Xeno.Prodika.EQTService.DataTransformers.TaxonomyAliasDataColumnTransformerFactory,EQTService$FoodserviceConcept"
Created	lblCreated	
CurrentStatus	lblSpecStatus	
CurrentWorkflowGroup	lblCurrentWorkFlowGroup	dataTransformer="Singleton:Oracle.PLM4P.ReadyReports.Lib.Transformers.CurrentWorkflowGroupDataColumnTransformerFactory,ReadyReportsLib"
CurrentWorkflowOwner	lblCurrentWorkFlowOwner	dataTransformer="Singleton:Xeno.Prodika.EQTService.DataTransformers.UserNameDataColumnTransformerFactory,FICService"

© 2015 Oracle Corporation

Data Field	Data Field Caption	Notes
Effective	lblSpecSummaryEffective	
IngredientStatement	lblIngredientStatement	
LastEdit	lblLastEdited	
Originator	lblOriginator	dataTransformer="Singleton:Xeno.Prodika.EQTService.DataTransformers.UserNameDataColumnTransformerFactory,FICService"
Owner	lblOwner	
ParentSpecName	lblParentSpecName	
ParentSpecNum	lblParentSpecNum	
Protein	lblProteinPerHundredGram	
ProteinPerServing	lblProteinPerServing	
RichTextDocKeywords	lblRichTextDocKeywords	
ShortName	lblSpecShortName	
Sodium	lblSodiumPerHundredGram	
SodiumPerServing	lblSodiumPerServing	
SpecName	lblSpecName	
SpecNumber	lblSpecNumber	
SpecStatus	lblSpecSummaryStatus	
SupercedesLangAware	lblSupercedes	
Taxonomy	lblTaxonomy	
Total Fat	lblTotalFatPerHundredGram	
TotalFatPerServing	lblTotalFatPerServing	
TotalSugar	lblTotalSugarPerHundredGram	
TotalSugarPerServing	lblTotalSugarPerServing	
WorkflowName	lblWorkflow	

Packaging Specification

View: SpecSummaryView
Model: Main Packaging Specification

Data Field	Data Field Caption	Notes
ApprovedForUseBUDisplayName	lblBusinessUnit	dataTransformer="Singleton:Xeno.Prodika.EQTService.DataTransformers.BusinessUnitDataColumnTransformerFactory,EQTService"
AssociatedSpecAssociation	lblAssociatedSpecAssociation	
AssociatedSpecERPIDDisplayName	lblAssociatedSpecERPID	
AssociatedSpecName	lblAssociatedSpecName	
AssociatedSpecNumber	lblAssociatedSpecNumber	
Attachment	lblAttachmentName	
ConceptDisplay	lblConcept	dataTransformer="Class:Xeno.Prodika.EQTService.DataTransformers.TaxonomyAliasDataColumnTransformerFactory,EQTService$FoodserviceConcept"

© 2015 Oracle Corporation

Data Field	Data Field Caption	Notes
CountriesWhereUsedDisplayName	lblCountriesWhereUsed	dataTransformer="Singleton:Xeno.Prodika.EQTService.DataTransformers.CountryDataColumnTransformerFactory,EQTService"
Created	lblCreated	
ctxSysEquiv	lblContextSensitiveSysEquivCtlEquivalent	
CurrentStatus	lblSpecStatus	
CurrentWorkflowGroup	lblCurrentWorkFlowGroup	dataTransformer="Singleton:Oracle.PLM4P.ReadyReports.Lib.Transformers.CurrentWorkflowGroupDataColumnTransformerFactory,ReadyReportsLib"
CurrentWorkflowOwner	lblCurrentWorkFlowOwner	dataTransformer="Singleton:Xeno.Prodika.EQTService.DataTransformers.UserNameDataColumnTransformerFactory,FICService"
Description	lblDescription	
Effective	lblSpecSummaryEffective	
Inactive	lblSpecSummaryInactive	
ItemType	lblItemType	
LastEdit	lblLastEdited	
Originator	lblOriginator	dataTransformer="Singleton:Xeno.Prodika.EQTService.DataTransformers.UserNameDataColumnTransformerFactory,FICService"
RichTextDocKeywords	lblRichTextDocKeywords	
ShortName	lblSpecShortName	
SourcingFacilityDisplayName	lblSourceFacility	dataTransformer="Singleton:EQTModels.BusinessUnitSecurity.BUSecuredFacilityNameDataColumnTransformerFactory,EQTModels"
SourcingNumberSpec	lblSourcingNumber	
SpecName	lblSpecName	
SpecNumber	lblSpecNumber	
SpecStatus	lblSpecSummaryStatus	
SpecSumCatSubCatGroup	lblCatSubcatGroup	
SupercedesLangAware	lblSupercedes	
SupplierPartNumberDisplayName	lblSupplierItemNumber	
SystemEquivalent	lblSysEquivCtlEquivalent	
SystemNameDisplayName	lblSystemName	
Taxonomy	lblTaxonomy	
VendorHasApprovedDisplayName	lblVendorHasApproved	dataTransformer="Singleton:Oracle.PLM4P.ReadyReports.Lib.Transformers.VendorHasApprovedDataColumnTransformerFactory,ReadyReportsLib"
WorkflowName	lblWorkflow	

© 2015 Oracle Corporation

Packing Config Specification

View: SpecSummaryView
Model: Main Packing Configuration Specification

Data Field	Data Field Caption	Notes
ApprovedForUseBUDisplayName	lblBusinessUnit	dataTransformer="Singleton:Xeno.Prodika.EQTService.DataTransformers.BusinessUnitDataColumnTransformerFactory,EQTService"
AssociatedSpecAssociation	lblAssociatedSpecAssociation	
AssociatedSpecERPIDDisplayName	lblAssociatedSpecERPID	
AssociatedSpecName	lblAssociatedSpecName	
AssociatedSpecNumber	lblAssociatedSpecNumber	
Attachment	lblAttachmentName	
ConceptDisplay	lblConcept	dataTransformer="Class:Xeno.Prodika.EQTService.DataTransformers.TaxonomyAliasDataColumnTransformerFactory,EQTService$FoodserviceConcept"
CountriesWhereUsedDisplayName	lblCountriesWhereUsed	dataTransformer="Singleton:Xeno.Prodika.EQTService.DataTransformers.CountryDataColumnTransformerFactory,EQTService"
Created	lblCreated	
ctxSysEquiv	lblContextSensitiveSysEquivCtlEquivalent	
CurrentStatus	lblSpecStatus	
CurrentWorkflowGroup	lblCurrentWorkFlowGroup	dataTransformer="Singleton:Oracle.PLM4P.ReadyReports.Lib.Transformers.CurrentWorkflowGroupDataColumnTransformerFactory,ReadyReportsLib"
CurrentWorkflowOwner	lblCurrentWorkFlowOwner	dataTransformer="Singleton:Xeno.Prodika.EQTService.DataTransformers.UserNameDataColumnTransformerFactory,FICService"
Description	lblDescription	
Effective	lblSpecSummaryEffective	
Inactive	lblSpecSummaryInactive	
LastEdit	lblLastEdited	
Originator	lblOriginator	dataTransformer="Singleton:Xeno.Prodika.EQTService.DataTransformers.UserNameDataColumnTransformerFactory,FICService"
RichTextDocKeywords	lblRichTextDocKeywords	
ShortName	lblSpecShortName	
SpecName	lblSpecName	
SpecNumber	lblSpecNumber	
SpecStatus	lblSpecSummaryStatus	
SupercedesLangAware	lblSupercedes	
SystemEquivalent	lblSysEquivCtlEquivalent	

© 2015 Oracle Corporation

Data Field	Data Field Caption	Notes
SystemNameDisplayName	lblSystemName	
Taxonomy	lblTaxonomy	
WorkflowName	lblWorkflow	

Printed Packaging Specification

View: SpecSummaryView
Model: Main Printed Packaging Specification

Data Field	Data Field Caption	Notes
ApprovedForUseBUDisplayName	lblBusinessUnit	dataTransformer="Singleton:Xeno.Prodika.EQTService.DataTransformers.BusinessUnitDataColumnTransformerFactory,EQTService"
AssociatedSpecAssociation	lblAssociatedSpecAssociation	
AssociatedSpecERPIDDisplayName	lblAssociatedSpecERPID	
AssociatedSpecName	lblAssociatedSpecName	
AssociatedSpecNumber	lblAssociatedSpecNumber	
Attachment	lblAttachmentName	
ConceptDisplay	lblConcept	dataTransformer="Class:Xeno.Prodika.EQTService.DataTransformers.TaxonomyAliasDataColumnTransformerFactory,EQTService$FoodserviceConcept"
CountriesWhereUsedDisplayName	lblCountriesWhereUsed	dataTransformer="Singleton:Xeno.Prodika.EQTService.DataTransformers.CountryDataColumnTransformerFactory,EQTService"
Created	lblCreated	
ctxSysEquiv	lblContextSensitiveSysEquivCtlEquivalent	
CurrentStatus	lblSpecStatus	
CurrentWorkflowGroup	lblCurrentWorkFlowGroup	dataTransformer="Singleton:Oracle.PLM4P.ReadyReports.Lib.Transformers.CurrentWorkflowGroupDataColumnTransformerFactory,ReadyReportsLib"
CurrentWorkflowOwner	lblCurrentWorkFlowOwner	dataTransformer="Singleton:Xeno.Prodika.EQTService.DataTransformers.UserNameDataColumnTransformerFactory,FICService"
Effective	lblSpecSummaryEffective	
Inactive	lblSpecSummaryInactive	
LastEdit	lblLastEdited	
Originator	lblOriginator	dataTransformer="Singleton:Xeno.Prodika.EQTService.DataTransformers.UserNameDataColumnTransformerFactory,FICService"
RichTextDocKeywords	lblRichTextDocKeywords	

© 2015 Oracle Corporation

Data Field	Data Field Caption	Notes
ShortName	lblSpecShortName	
SourcingFacilityDisplayName	lblSourceFacility	dataTransformer="Singleton:EQTModels.BusinessUnitSecurity.BUSecuredFacilityNameDataColumnTransformerFactory,EQTModels"
SourcingNumberSpec	lblSourcingNumber	
SpecName	lblSpecName	
SpecNumber	lblSpecNumber	
SpecStatus	lblSpecSummaryStatus	
SpecSumCatSubCatGroup	lblCatSubcatGroup	
SupercedesLangAware	lblSupercedes	
SupplierPartNumberDisplayName	lblSupplierPartNumber	
SystemEquivalent	lblSysEquivCtlEquivalent	
SystemNameDisplayName	lblSystemName	
Taxonomy	lblTaxonomy	
VendorHasApprovedDisplayName	lblVendorHasApproved	dataTransformer="Singleton:Oracle.PLM4P.ReadyReports.Lib.Transformers.VendorHasApprovedDataColumnTransformerFactory,ReadyReportsLib"
WorkflowName	lblWorkflow	

Product Specification

View: SpecSummaryView
Model: Main Product Specification

Data Field	Data Field Caption	Notes
AdditivesContainedDisplay	lblctlComplianceAdditives	dataTransformer="Class:Oracle.PLM4P.ReadyReports.Lib.DataColumnTransformers.LookupDataColumnTransformerFactory,ReadyReportsLib$Additives"
AdditivesNotContDisplay	lblComplianceAdditivesNotContained	dataTransformer="Class:Oracle.PLM4P.ReadyReports.Lib.DataColumnTransformers.LookupDataColumnTransformerFactory,ReadyReportsLib$Additives"
AdditivesMayContDisplay	lblComplianceAdditivesMayContain	dataTransformer="Class:Oracle.PLM4P.ReadyReports.Lib.DataColumnTransformers.LookupDataColumnTransformerFactory,ReadyReportsLib$Additives"
AllergensContainedDisplay	lblctlComplianceAllergens	dataTransformer="Class:Oracle.PLM4P.ReadyReports.Lib.DataColumnTransformers.LookupDataColumnTransformerFactory,ReadyReportsLib$Allergens"

© 2015 Oracle Corporation

Data Field	Data Field Caption	Notes
AllergensNotContDisplay	lblComplianceAllergensNotContained	dataTransformer="Class:Oracle.PLM4P.ReadyReports.Lib.DataColumnTransformers.LookupDataColumnTransformerFactory,ReadyReportsLib$Allergens"
AllergensMayContDisplay	lblComplianceAllergensMayContain	dataTransformer="Class:Oracle.PLM4P.ReadyReports.Lib.DataColumnTransformers.LookupDataColumnTransformerFactory,ReadyReportsLib$Allergens"
ApprovedForUseBUDisplayName	lblBusinessUnit	dataTransformer="Singleton:Xeno.Prodika.EQTService.DataTransformers.BusinessUnitDataColumnTransformerFactory,EQTService"
AssociatedSpecAssociation	lblAssociatedSpecAssociation	
AssociatedSpecERPIDDisplayName	lblAssociatedSpecERPID	
AssociatedSpecName	lblAssociatedSpecName	
AssociatedSpecNumber	lblAssociatedSpecNumber	
Attachment	lblAttachmentName	
BusinessUnitDisplay	lblBusinessUnit	
ConceptDisplay	lblConcept	dataTransformer="Class:Xeno.Prodika.EQTService.DataTransformers.TaxonomyAliasDataColumnTransformerFactory,EQTService$FoodserviceConcept"
Created	lblCreated	
ctxSysEquiv	lblContextSensitiveSysEquivCtlEquivalent	
CurrentStatus	lblSpecStatus	
CurrentWorkflowGroup	lblCurrentWorkFlowGroup	dataTransformer="Singleton:Oracle.PLM4P.ReadyReports.Lib.Transformers.CurrentWorkflowGroupDataColumnTransformerFactory,ReadyReportsLib"
CurrentWorkflowOwner	lblCurrentWorkFlowOwner	dataTransformer="Singleton:Xeno.Prodika.EQTService.DataTransformers.UserNameDataColumnTransformerFactory,FICService"
Effective	lblSpecSummaryEffective	
ERPSystemNameAndID	lblERPSystemNameAndID	
IngredientStatement	lblIngredientStatement	
IntolerancesContainedDisplay	lblctlComplianceIntolerances	dataTransformer="Class:Oracle.PLM4P.ReadyReports.Lib.DataColumnTransformers.LookupDataColumnTransformerFactory,ReadyReportsLib$Intolerances"

© 2015 Oracle Corporation

Data Field	Data Field Caption	Notes
IntolerancesNotContDisplay	lblComplianceIntolerancesNotContained	dataTransformer="Class:Oracle.PLM4P.ReadyReports.Lib.DataColumnTransformers.LookupDataColumnTransformerFactory,ReadyReportsLib$Intolerances"
IntolerancesMayContDisplay	lblComplianceIntolerancesMayContain	dataTransformer="Class:Oracle.PLM4P.ReadyReports.Lib.DataColumnTransformers.LookupDataColumnTransformerFactory,ReadyReportsLib$Intolerances"
LastEdit	lblLastEdited	
Originator	lblOriginator	dataTransformer="Singleton:Xeno.Prodika.EQTService.DataTransformers.UserNameDataColumnTransformerFactory,FICService"
ProductClassificationName	lblClassification	
ProductStandardDisplay	lblStandard	
RichTextDocKeywords	lblRichTextDocKeywords	
ShortName	lblSpecShortName	
SourcingFacilityDisplayName	lblSourceFacility	dataTransformer="Singleton:EQTModels.BusinessUnitSecurity.BUSecuredFacilityNameDataColumnTransformerFactory,EQTModels"
SourcingNumberSpec	lblSourcingNumber	
CompliesWithDisplay	lblctlComplianceCompliesWith	dataTransformer="Class:Oracle.PLM4P.ReadyReports.Lib.DataColumnTransformers.LookupDataColumnTransformerFactory,ReadyReportsLib$CompliesWith"
SpecName	lblSpecName	
SpecNumber	lblSpecNumber	
SpecStatus	lblSpecSummaryStatus	
SpecSumCatSubCatGroup	lblCatSubcatGroup	
SpecWorkflowName	lblName	
Standard	lblStandard	
SupercedesLangAware	lblSupercedes	
SupplierPartNumberDisplayName	lblSupplierItemNumber	
SystemEquivalent	lblSysEquivCtlEquivalent	
SystemNameDisplayName	lblSystemName	
Taxonomy	lblTaxonomy	
VendorHasApprovedDisplayName	lblVendorHasApproved	dataTransformer="Singleton:Oracle.PLM4P.ReadyReports.Lib.Transformers.VendorHasApprovedDataColumnTransformerFactory,ReadyReportsLib"
WorkflowName	lblWorkflow	

© 2015 Oracle Corporation

Testing Protocol

View: SpecSummaryView
Model: TestingProtocol

Data Field	Data Field Caption	Notes
Id	lblTestingProtocolID	
TestingProtocolCreated	lblCreated	
TestingProtocolDescription	lblDescription	
TestingProtocolLastEdit	lblLastEdited	
TestingProtocolName	lblTestingProtocolName	
TestingProtocolOriginator	lblOriginator	
TestingProtocolScope	lblScope	
TestingProtocolStatus	lblStatus	

Trade Specification

View: SpecSummaryView
Model: Main Trade Specification

Data Field	Data Field Caption	Notes
ActualClaimsDisplayName	lblActualLabelClaims	
AdditivesContainedDisplay	lblctlComplianceAdditives	dataTransformer="Class:Oracle.PLM4P.ReadyReports.Lib.DataColumnTransformers.LookupDataColumnTransformerFactory,ReadyReportsLib$Additives"
AdditivesNotContDisplay	lblComplianceAdditivesNotContained	dataTransformer="Class:Oracle.PLM4P.ReadyReports.Lib.DataColumnTransformers.LookupDataColumnTransformerFactory,ReadyReportsLib$Additives"
AdditivesMayContDisplay	lblComplianceAdditivesMayContain	dataTransformer="Class:Oracle.PLM4P.ReadyReports.Lib.DataColumnTransformers.LookupDataColumnTransformerFactory,ReadyReportsLib$Additives"
AllergensContainedDisplay	lblctlComplianceAllergens	dataTransformer="Class:Oracle.PLM4P.ReadyReports.Lib.DataColumnTransformers.LookupDataColumnTransformerFactory,ReadyReportsLib$Allergens"
AllergensNotContDisplay	lblComplianceAllergensNotContained	dataTransformer="Class:Oracle.PLM4P.ReadyReports.Lib.DataColumnTransformers.LookupDataColumnTransformerFactory,ReadyReportsLib$Allergens"
AllergensMayContDisplay	lblComplianceAllergensMayContain	dataTransformer="Class:Oracle.PLM4P.ReadyReports.Lib.DataColumnTransformers.LookupDataColumnTransformerFactory,ReadyReportsLib$Allergens"

© 2015 Oracle Corporation

Data Field	Data Field Caption	Notes
ApprovedForUseBUDisplayName	lblBusinessUnit	dataTransformer="Singleton:Xeno.Prodika.EQTService.DataTransformers.BusinessUnitDataColumnTransformerFactory,EQTService"
AssociatedSpecAssociation	lblAssociatedSpecAssociation	
AssociatedSpecERPIDDisplayName	lblAssociatedSpecERPID	
AssociatedSpecName	lblAssociatedSpecName	
AssociatedSpecNumber	lblAssociatedSpecNumber	
Attachment	lblAttachmentName	
Brand	lblBrand	
ConceptDisplay	lblConcept	dataTransformer="Class:Xeno.Prodika.EQTService.DataTransformers.TaxonomyAliasDataColumnTransformerFactory,EQTService$FoodserviceConcept"
CountriesWhereUsedDisplayName	lblCountriesWhereUsed	dataTransformer="Singleton:Xeno.Prodika.EQTService.DataTransformers.CountryDataColumnTransformerFactory,EQTService"
CountryOfOriginDisplay	lblCountryOfOrigin	
Created	lblCreated	
ctxSysEquiv	lblContextSensitiveSysEquivCtlEquivalent	
CurrentStatus	lblSpecStatus	
CurrentWorkflowGroup	lblCurrentWorkFlowGroup	dataTransformer="Singleton:Oracle.PLM4P.ReadyReports.Lib.Transformers.CurrentWorkflowGroupDataColumnTransformerFactory,ReadyReportsLib"
CurrentWorkflowOwner	lblCurrentWorkFlowOwner	dataTransformer="Singleton:Xeno.Prodika.EQTService.DataTransformers.UserNameDataColumnTransformerFactory,FICService"
Effective	lblSpecSummaryEffective	
GtinUpcNumber	lblGTINUPC	
Ingredient Spec	lblIngredientSpecification	
IngredientStatement	lblNutrientProfileIngredientStatement	
IntolerancesContainedDisplay	lblctlComplianceIntolerances	dataTransformer="Class:Oracle.PLM4P.ReadyReports.Lib.DataColumnTransformers.LookupDataColumnTransformerFactory,ReadyReportsLib$Intolerances"
IntolerancesNotContDisplay	lblComplianceIntolerancesNotContained	dataTransformer="Class:Oracle.PLM4P.ReadyReports.Lib.DataColumnTransformers.LookupDataColumnTransformerFactory,ReadyReportsLib$Intolerances"

© 2015 Oracle Corporation

Data Field	Data Field Caption	Notes
IntolerancesMayContDisplay	lblComplianceIntolerancesMayContain	dataTransformer="Class:Oracle.PLM4P.ReadyReports.Lib.DataColumnTransformers.LookupDataColumnTransformerFactory,ReadyReportsLib$Intolerances"
ItemType	lblItemType	
LastEdit	lblLastEdited	
Originator	lblOriginator	dataTransformer="Singleton:Xeno.Prodika.EQTService.DataTransformers.UserNameDataColumnTransformerFactory,FICService"
PotentialClaimsDisplayName	lblPotentialLabelClaims	
RichTextDocKeywords	lblRichTextDocKeywords	
ShortName	lblSpecShortName	
SourcingNumberSpec	lblSourcingNumber	
CompliesWithDisplay	lblctlComplianceCompliesWith	dataTransformer="Class:Oracle.PLM4P.ReadyReports.Lib.DataColumnTransformers.LookupDataColumnTransformerFactory,ReadyReportsLib$CompliesWith"
SpecName	lblSpecName	
SpecNumber	lblSpecNumber	
SpecStatus	lblSpecSummaryStatus	
SpecSumCatSubCatGroup	lblCatSubcatGroup	
SupercedesLangAware	lblSupercedes	
SystemEquivalent	lblSysEquivCtlEquivalent	
SystemNameDisplayName	lblSystemName	
Taxonomy	lblTaxonomy	
UDEXClassificationDisplayName	lblUDEXClassification	
WorkflowName	lblWorkflow	

© 2015 Oracle Corporation

NPD

Innovations/Sales Pipeline

View: NPDIdeaView
Model: NPDIdea

Data Field	Data Field Caption	Notes
AdminsCaption	lblAdmins	
BusinessUnitsDisplayName	lblExactMatchBU	
InternalProjectNumber	lblInternalProjectNumber	
RequestDate	lblRequestDate	
StatusName	lblStatus	
Title	lblTitle	

Project

View: ProjectView
Model: NPDPrivateProject

Data Field	Data Field Caption	Notes
BrandDisplayName	lblBrands	
BusinessUnitsDisplayName	lblExactMatchBU	
ChannelDisplayName	lblChannels	
ConsumerValueDisplayName	lblConsumerValuePerception	
CountriesDisplayName	lblLeadCountries	
DemographicsDisplayName	lblDemographics	
Description	lblDescription	
DevelopmentStage	lblDevelopmentStage	
DevelopmentStageTitle	lblDevelopmentStageTitle	
EnablingTechnologyDisplayNam e	lblEnablingTechnology	
GlobalCategoriesDisplayName	lblGlobalCategories	
InternalProjectNumber	lblInternalProjectNumber	
OriginationDate	lblOriginationDate	
PriorityDisplayName	lblPriority	
Private	lblPrivate	
ProjectNumber	lblProjectNumber	
ProjectOwnerDisplayName	lblProjectOwner	dataTransformer="Singleton:Xen o.Prodika.EQTService.DataTrans formers.UserNameDataColumnT ransformerFactory,FICService"
PrjReadersGroupsDisplayName	lblProjectReadersGroups	dataTransformer="Singleton:Xen o.Prodika.EQTService.DataTrans formers.UserNameDataColumnT ransformerFactory,FICService"
PrjReadersUsersDisplayName	lblProjectReadersUsers	
ProjectTypeDisplayName	lblProjectType	
PrjVisibilityDisplayName	lblProjectVisibility	

© 2015 Oracle Corporation

Data Field	Data Field Caption	Notes
RiskDisplayName	lblRisk	
StatusName	lblStatus	
StrategicBriefTitle	lblStrategicBriefTitle	
TeamLeadersCaption	lblTeamLeaders	
Title	lblTitle	

Strategic Brief

View: StrategicBriefView
Model: NPDStrategicBrief

Data Field	Data Field Caption	Notes
BrandDisplayName	lblBrands	
BusinessUnitsDisplayName	lblExactMatchBU	
ChannelDisplayName	lblChannels	
CountriesDisplayName	lblLeadCountries	
GlobalCategoriesDisplayName	lblGlobalCategories	
KeySponsorsDisplayName	lblKeySponsors	dataTransformer="Singleton:Xeno.Prodika.EQTService.DataTransformers.UserNameDataColumnTransformerFactory,FICService"
OriginationDate	lblOriginationDate	
StatusName	lblStatus	
StrategicBriefNumber	lblStrategicBriefNumber	
Title	lblTitle	

© 2015 Oracle Corporation

NSM

Nutrient Analysis

View: NutrientAnalysisMainView
Model: NSMNutrientAnalysis

Data Field	Data Field Caption	Notes
analysisDate	lblDateOfAnalysis	
analysisDate_View	lblDateOfAnalysis	
AnalysisNumber	lblAnalysisNumber	
ApprovedForUseBU	lblApprovedUsageBU	dataTransformer="Singleton:Xeno.Prodika.EQTService.DataTransformers.BusinessUnitDataColumnTransformerFactory,EQTService"
Composites	lblComposites	
Description	lblDescription	
GTINUPC	lblGTINUPC	
LastUpdated	lblLastUpdated	
OriginatorDisplay	lblOriginator	dataTransformer="Singleton:Xeno.Prodika.EQTService.DataTransformers.UserNameDataColumnTransformerFactory,FICService"
ReceivedFromLab	lblReceivedFromLab	
SampleNumber	lblSampleNumber	
SampleType	lblSampleType	
SentToLab	lblSentToLab	
SourceFacilityDisplay	lblSourceFacility	dataTransformer="Singleton:EQTModels.BusinessUnitSecurity.BUSecuredFacilityNameDataColumnTransformerFactory,EQTModels"
SpecName	lblSpecName	

Nutrient Composite

View: NutrientCompositeView
Model: NSMNutrientComposite

Data Field	Data Field Caption	Notes
ApprovedForUseBU	lblApprovedUsageBU	dataTransformer="Singleton:Xeno.Prodika.EQTService.DataTransformers.BusinessUnitDataColumnTransformerFactory,EQTService"
CompositeDate_View	lblDateOfComposite	
CompositeNumber	lblCompositeNumber	
LastUpdated	lblLastUpdated	

© 2015 Oracle Corporation

Data Field	Data Field Caption	Notes
OriginatorDisplay	lblOriginator	dataFieldCaption="lblOriginator" isAggregatable="true" aggregationDelimiter=", " dataTransformer="Singleton:Xeno.Prodika.EQTService.DataTransformers.UserNameDataColumnTransformerFactory,FICService"
SpecName	lblSpecName	
Title	lblTitle	

PQM

Action

View: PQMActionView
Model: PQM Action

Data Field	Data Field Caption	Notes
AffectedItemsNonRevDisplay	lblAffectedItemsRevisionIndependent	
AffectedItemsWithRevDisplay	lblAffectedItemsWithRevision	
AssociatedProjectDisplay	lblAssociatedProject	
CompanyDisplay	lblCompany	dataTransformer="Singleton:EQTModels.BusinessUnitSecurity.BUSecuredFacilityCompanyNameDataColumnTransformerFactory,EQTModels"
ctxSysEquiv	lblEquivalent	dataTransformer="Singleton:Xeno.Prodika.EQTService.DataTransformers.PQMContextSensitiveEquivalentDataTransormerFactory,PlatformExtensions" enableHandler="Class:Xeno.Prodika.EQTService.SearchablePropertyHandlers.FeaturePropertyItemEnabledResolverFactory,EQTService$PQM.EQT.CrossReferences.Enabled"
CustomerDisplay	lblCustomer	dataTransformer="Class:Oracle.PLM4P.ReadyReports.Lib.DataColumnTransformers.LookupDataColumnTransformerFactory,ReadyReportsLib$PQMCustomers"
FacilityDisplay	lblFacility	dataTransformer="Singleton:EQTModels.BusinessUnitSecurity.BUSecuredFacilityNameDataColumnTransformerFactory,EQTModels"
ItemNumber	lblActionNumber	
LastEditedDate	lblLastEditDate	
Originated	lblOriginationDate	

© 2015 Oracle Corporation

Data Field	Data Field Caption	Notes
Originator	lblOriginator	dataTransformer="Singleton:Oracle.PLM4P.ReadyReports.Lib.DataColumnTransformers.UserSupplierNameDataColumnTransformerFactory,ReadyReportsLib"
ProductLinesDisplay	lblProductLines	dataTransformer="Class:Oracle.PLM4P.ReadyReports.Lib.DataColumnTransformers.LookupDataColumnTransformerFactory,ReadyReportsLib$PQMProductLines"
PQMActionType	lblPQMActionType	dataTransformer="Class:Xeno.Prodika.EQTService.DataTransformers.KeyValLookupItemDataColumnTransformerFactory,EQTService$PQMActionTypes"
PQMDescription	lblPQMDescription	
PQMStatus	lblStatus	
PQMTitle	lblProblemStatement	

Audit

View: PQMAuditView
Model: PQM Audit

Data Field	Data Field Caption	Notes
ActualAuditDate	lblActualAuditDate	
AffectedItemsNonRevDisplay	lblAffectedItemsRevisionIndependent	
AffectedItemsWithRevDisplay	lblAffectedItemsWithRevision	
AuditResult	lblAuditResult	dataTransformer="Class:Oracle.PLM4P.ReadyReports.Lib.DataColumnTransformers.LookupDataColumnTransformerFactory,ReadyReportsLib$PQMAuditResults"
CompanyDisplay	lblCompany	dataTransformer="Singleton:EQTModels.BusinessUnitSecurity.BUSecuredFacilityCompanyNameDataColumnTransformerFactory,EQTModels"
ctxSysEquiv	lblEquivalent	dataTransformer="Singleton:Xeno.Prodika.EQTService.DataTransformers.PQMContextSensitiveEquivalentDataTransormerFactory,PlatformExtensions" enableHandler="Class:Xeno.Prodika.EQTService.SearchablePropertyHandlers.FeaturePropertyItemEnabledResolverFactory,EQTService$PQM.EQT.CrossReferences.Enabled"

© 2015 Oracle Corporation

Data Field	Data Field Caption	Notes
CustomerDisplay	lblCustomer	dataTransformer="Class:Oracle.PLM4P.ReadyReports.Lib.DataColumnTransformers.LookupDataColumnTransformerFactory,ReadyReportsLib$PQMCustomers"
FacilityDisplay	lblFacility	dataTransformer="Singleton:EQTModels.BusinessUnitSecurity.BUSecuredFacilityNameDataColumnTransformerFactory,EQTModels"
ItemNumber	lblAuditNumber	
LastEditedDate	lblLastEditDate	
Originated	lblOriginationDate	
Originator	lblOriginator	dataTransformer="Singleton:Oracle.PLM4P.ReadyReports.Lib.DataColumnTransformers.UserSupplierNameDataColumnTransformerFactory,ReadyReportsLib"
PlannedAuditDate	lblPlannedAuditDate	
PQMAuditType	lblPQMAuditType	dataTransformer="Class:Xeno.Prodika.EQTService.DataTransformers.KeyValLookupItemDataColumnTransformerFactory,EQTService$PQMAuditTypes"
PQMDescription	lblPQMDescription	
PQMStatus	lblStatus	
PQMTitle	lblProblemStatement	
ProductLinesDisplay	lblProductLines	dataTransformer="Class:Oracle.PLM4P.ReadyReports.Lib.DataColumnTransformers.LookupDataColumnTransformerFactory,ReadyReportsLib$PQMProductLines"
RelatedActionsDisplay	lblRelatedActions	dataTransformer="Singleton:Oracle.PLM4P.ReadyReports.Lib.DataColumnTransformers.PQMNameDataColumnTransformerFactory,ReadyReportsLib"
RelatedIssuesDisplay	lblRelatedIssues	dataTransformer="Singleton:Oracle.PLM4P.ReadyReports.Lib.DataColumnTransformers.PQMNameDataColumnTransformerFactory,ReadyReportsLib"

© 2015 Oracle Corporation

Issue

View: PQMIssueView
Model: PQM Issue

Data Field	Data Field Caption	Notes
AffectedItemsNonRevDisplay	lblAffectedItemsRevisionIndependent	
AffectedItemsWithRevDisplay	lblAffectedItemsWithRevision	
CompanyDisplay	lblCompany	dataTransformer="Singleton:EQTModels.BusinessUnitSecurity.BUSecuredFacilityCompanyNameDataColumnTransformerFactory,EQTModels"
ctxSysEquiv	lblEquivalent	dataTransformer="Singleton:Xeno.Prodika.EQTService.DataTransformers.PQMContextSensitiveEquivalentDataTransormerFactory,PlatformExtensions" enableHandler="Class:Xeno.Prodika.EQTService.SearchablePropertyHandlers.FeaturePropertyItemEnabledResolverFactory,EQTService$PQM.EQT.CrossReferences.Enabled"
CustomerDisplay	lblCustomer	dataTransformer="Class:Oracle.PLM4P.ReadyReports.Lib.DataColumnTransformers.LookupDataColumnTransformerFactory,ReadyReportsLib$PQMCustomers"
Disposition	lblDisposition	dataTransformer="Class:Oracle.PLM4P.ReadyReports.Lib.DataColumnTransformers.LookupDataColumnTransformerFactory,ReadyReportsLib$PQMIssueDispositions"
ExpectedResolutionDate	lblExpectedResolutionDate	
FacilityDisplay	lblFacility	dataTransformer="Singleton:EQTModels.BusinessUnitSecurity.BUSecuredFacilityNameDataColumnTransformerFactory,EQTModels"
LastEditedDate	lblLastEditDate	
ItemNumber	lblIssueNumber	
OccurrenceDate	lblOccurrenceDate	
Originated	lblOriginationDate	
Originator	lblOriginator	dataTransformer="Singleton:Oracle.PLM4P.ReadyReports.Lib.DataColumnTransformers.UserSupplierNameDataColumnTransformerFactory,ReadyReportsLib"
PQMDescription	lblPQMDescription	

© 2015 Oracle Corporation

Data Field	Data Field Caption	Notes
PQMIssueType	lblPQMIssueType	dataTransformer="Class:Xeno.Prodika.EQTService.DataTransformers.KeyValLookupItemDataColumnTransformerFactory,EQTService$PQMIssueTypes"
PQMStatus	lblStatus	
PQMTitle	lblProblemStatement	
ProductLinesDisplay	lblProductLines	dataTransformer="Class:Oracle.PLM4P.ReadyReports.Lib.DataColumnTransformers.LookupDataColumnTransformerFactory,ReadyReportsLib$PQMProductLines"
RelatedActionsDisplay	lblRelatedActions	dataTransformer="Singleton:Oracle.PLM4P.ReadyReports.Lib.DataColumnTransformers.PQMNameDataColumnTransformerFactory,ReadyReportsLib"
RelatedAuditsDisplay	lblRelatedAudits	dataTransformer="Singleton:Oracle.PLM4P.ReadyReports.Lib.DataColumnTransformers.PQMNameDataColumnTransformerFactory,ReadyReportsLib"
Severity	lblSeverity	dataTransformer="Class:Oracle.PLM4P.ReadyReports.Lib.DataColumnTransformers.LookupDataColumnTransformerFactory,ReadyReportsLib$PQMIssueSeverities"

PQS

Lot Sample

View: LotSampleView
Model: PQSSample

Data Field	Data Field Caption	Notes
CreationDate	lblCreationDate	
GTINUPCEAN	lblGTINUPCEAN	
InternalAlias	lblInternalAlias	
InternalSampleID	lblSampleNumber	
LogReceivingNumber	lblLogReceivingNumber	
ProductionDate	lblSampleProductionDate	
ReceivingDate	lblDateRcvd	
ReceivingFacilityName	lblReceivingFac	
SampleLocation	lblLocation	
SampleNotes	lblNotes	
SampleNumber	lblCodeDate	
SampleTypeDisplay	lblSampleType	

© 2015 Oracle Corporation

Data Field	Data Field Caption	Notes
SessionLocation	lblSrcFacilityCountry	
SourceFacilityName	lblSourceFacility	
SpecName	lblSpecName	
SpecNameNumber	lblSpecNameNumber	
SpecNumber	lblSpecNumber	
TestScheduledDate	lblScheduledEvaluationDate	
UseThroughDate	lblUseThroughDate	
WayBill	lblWayBill	

Session

View: SessionView
Model: PQSSession

Data Field	Data Field Caption	Notes
SessionEvaluationDate	lblEvaluationDate	
SessionLeaderDisplay	lblSessionLeader	
SessionLocationDisplay	lblLocation	
SessionName	lblSessionName	
SessionNumber	lblSessionNumber	

Scorecard

View: ScorecardView
Model: PQSScorecard

Data Field	Data Field Caption	Notes
OriginatorDisplay	lblOriginator	dataTransformer="Singleton:Xeno.Prodika.EQTService.DataTransformers.UserNameDataColumnTransformerFactory,FICService"
Sample	lblSample	
SampleNumberDisplay	lblSample	
Score	lblScore	
ScorecardNumber	lblScorecardNumber	
ScoredByName	lblScoredBy	
ScoredDate	lblScoredDate	
SpecName	lblSpecName	
SpecSumSpecName	lblSpecName	

© 2015 Oracle Corporation

SCRM

Company

View: CompanyMainSearchViewSingleSelectAlias
Model: Company

Data Field	Data Field Caption	Notes
AltSpecSupplyCapDisplayName	lblAltSpecSupplyCap	
City	lblCityName	
CompanyName	lblCompanyName	
CompanyNumber	lblCompanyNumber	
CompanyStatusDisplayName	lblCompanyStatus	
CompanyCountryDisplayName	lblCountry	
CountryName	lblCountryName	
ctxSysEquiv	lblContextSensitiveSysEquivCtlEquivalent	
Equivalent	lblSystemEquivalent	
PostalCode	lblPostalCode	
ApprovedForUseBUDisplayName	lblApprovedUsageBU	
SpecAttributesDisplayName	lblSpecialAttributes	
StateProvince	lblStateProvince	

Company/Facility SDM

View: ManagedDocumentMultiSelect
Model: Company/Facility SDM

Data Field	Data Field Caption	Notes
DocParentStOrProvName	lblStateProvince	
DocTypeNameDisplay	lblDocumentType	
DocumentBusinessUnitDisplay	lblBusinessUnit	dataTransformer="Singleton:Xeno.Prodika.EQTService.DataTransformers.BusinessUnitDataColumnTransformerFactory,EQTService"
DocCompanyStatusDisplay	lblParentStatus	
DocumentDescription	lblDescription	
DocumentParentCityName	lblCity	
DocumentParentCountryName	lblCountryName	
DocumentParentName	lblCompanyFacility	
DocumentParentPostalCode	lblPostalCode	
ManagedDocStatus	lblStatus	
ManagedDocumentEffectiveDate	lblEffectiveDate	
ManagedDocumentExpirationDate	lblExpirationDate	
ManagedDocumentRequiredDate	lblRequiredDate	

© 2015 Oracle Corporation

Data Field	Data Field Caption	Notes
Originator	lblOriginator	dataTransformer="Singleton:Xeno.Prodika.EQTService.DataTransformers.UserNameDataColumnTransformerFactory,FICService"
ParentFacility	lblCompany	dataTransformer="Singleton:EQTModels.BusinessUnitSecurity.BUSecuredFacilityCompanyNameDataColumnTransformerFactory,EQTModels"
ParentFacility	lblFacility	dataTransformer="Singleton:EQTModels.BusinessUnitSecurity.BUSecuredFacilityNameDataColumnTransformerFactory,EQTModels"

Facility

View: FacilityMainSearchViewSingleSelect
Model: Facility

Data Field	Data Field Caption	Notes
AltSpecSupplyCapDisplayName	lblAltSpecSupplyCap	
City	lblCityName	
CompanyName	lblCompanyName	
CountryName	lblCountryName	
ctxSysEquiv	lblContextSensitiveSysEquivCtlEquivalent	
FacilityName	lblFacilityName	
FacilityNumber	lblFacilityNumber	
FacilityStatusDisplayName	lblFacilityStatus	
PostalCode	lblPostalCode	
ApprovedForUseBUDisplayName	lblApprovedUsageBU	
SpecAttributesDisplayName	lblSpecialAttributes	
SpecEquivSourced	lblSpecEquivSourced	
SpecNumSourced	lblSpecNumSourced	
StateProvince	lblStateProvince	
SystemEquivalent	lblSystemEquivalent	
UsedInFacilityPKID	lblUsedIn	
VendorMaterialNumber	lblFacilitySACIngNum	

© 2015 Oracle Corporation

Non-Spec Sourcing Approval

View: SourcingApprovalNonSpecView
Model: Non-Spec Sourcing Approval Model

Data Field	Data Field Caption	Notes
CompanyName	lblCompanyName	
Description	lblDescription	
QAAssignedDisplay	lblQAAssigned	dataTransformer="Singleton:Xeno.Prodika.EQTService.DataTransformers.UserNameDataColumnTransformerFactory,FICService"
SACDescription	lblNotes	
SACStatus	lblStatus	
SCAssignedDisplay	lblSCAssigned	dataTransformer="Singleton:Xeno.Prodika.EQTService.DataTransformers.UserNameDataColumnTransformerFactory,FICService"
DocumentBusinessUnitDisplay	lblApprovedUsageBU	dataTransformer="Singleton:Xeno.Prodika.EQTService.DataTransformers.BusinessUnitDataColumnTransformerFactory,EQTService"
SourcingClass	lblClass	
SourcingFacilityPKID	lblSourcingFacility	
SourcingNumber	lblSourcingNumber	
SourcingTypeDisplay	lblSourcingTypeDisplay	
UsedInFacilityPKIDDisplay	lblReceivingFac	

Spec Related Sourcing Approval

View: SourcingApprovalView
Model: Spec Sourcing Approval Model

Data Field	Data Field Caption	Notes
ApprovedForUseBUDisplay	lblApprovedUsageBU	
ApprovedForUseConcept	lblApprovedUsageConcept	
AssignedReferenceDisplay	lblAssignedReference	
CompanyName	lblCompanyName	
ctxSysEquiv	lblSpecEquivalent	
ctxSysEquivDisplay	lblSpecEquivalent	
QAAssignedDisplay	lblQAAssigned	dataTransformer="Singleton:Xeno.Prodika.EQTService.DataTransformers.UserNameDataColumnTransformerFactory,FICService"
SACDescription	lblDescription	
SACStatus	lblStatus	
SCAssignedDisplay	lblSCAssigned	dataTransformer="Singleton:Xeno.Prodika.EQTService.DataTransformers.UserNameDataColumnTransformerFactory,FICService"

© 2015 Oracle Corporation

Data Field	Data Field Caption	Notes
DocumentBusinessUnitDisplay	lblApprovedUsageBU	dataTransformer="Singleton:Xeno.Prodika.EQTService.DataTransformers.BusinessUnitDataColumnTransformerFactory,EQTService"
SourcingClass	lblClass	
SourcingFacilityPKID	lblSourcingFacility	
SourcingNumber	lblSourcingNumber	
SourcingTypeDisplay	lblSourcingTypeDisplay	
SpecName	lblSpecName	
SpecNumber	lblSpecNumber	
SpecSourced	lblSourcedSpec	
SpecTaxonomyDisplay	lblSpecificationTaxonomy	
SupplierPartNumber	lblSupplierItemNumber	
UsedInFacilityPKIDDisplay	lblReceivingFac	

Non-Spec Sourcing Approval SDM

View: ManagedDocumentMultiSelect
Model: Non-Spec Sourcing Approval SDM

Data Field	Data Field Caption	Notes
DocParentStOrProvName	lblStateProvince	
DocTypeNameDisplay	lblDocumentType	
DocumentBusinessUnitDisplay	lblBusinessUnit	dataTransformer="Singleton:Xeno.Prodika.EQTService.DataTransformers.BusinessUnitDataColumnTransformerFactory,EQTService"
DocCompanyStatusDisplay	lblParentStatus	
DocumentDescription	lblDescription	
DocumentParentCityName	lblCity	
DocumentParentCountryName	lblCountryName	
DocumentParentName	lblSourcingApprovalTab	
DocumentParentPostalCode	lblPostalCode	
ManagedDocStatus	lblStatus	
ManagedDocumentEffectiveDate	lblEffectiveDate	
ManagedDocumentExpirationDate	lblExpirationDate	
ManagedDocumentRequiredDate	lblRequiredDate	
Originator	lblOriginator	dataTransformer="Singleton:Xeno.Prodika.EQTService.DataTransformers.UserNameDataColumnTransformerFactory,FICService"
ParentFacility	lblCompany	dataTransformer="Singleton:EQTModels.BusinessUnitSecurity.BUSecuredFacilityCompanyNameDataColumnTransformerFactory,EQTModels"

© 2015 Oracle Corporation

Data Field	Data Field Caption	Notes
ParentFacility	lblFacility	dataTransformer="Singleton:EQTModels.BusinessUnitSecurity.BUSecuredFacilityNameDataColumnTransformerFactory,EQTModels"

Spec Sourcing Approval SDM

View: ManagedDocumentMultiSelect
Model: Spec Sourcing Approval SDM

Data Field	Data Field Caption	Notes
DocParentStOrProvName	lblStateProvince	
DocTypeNameDisplay	lblDocumentType	
DocumentBusinessUnitDisplay	lblBusinessUnit	dataTransformer="Singleton:Xeno.Prodika.EQTService.DataTransformers.BusinessUnitDataColumnTransformerFactory,EQTService"
DocCompanyStatusDisplay	lblParentStatus	
DocumentDescription	lblDescription	
DocumentParentCityName	lblCity	
DocumentParentCountryName	lblCountryName	
DocumentParentName	lblSpecName	
DocumentParentPostalCode	lblPostalCode	
ManagedDocSpecSourcedTaxAlias	lblSpecSourcedTax	dataTransformer="Singleton:Xeno.Prodika.EQTService.DataTransformers.SpecSummaryTaxomonyAliasDataColumnTransformerFactory,EQTService"
ManagedDocStatus	lblStatus	
ManagedDocumentEffectiveDate	lblEffectiveDate	
ManagedDocumentExpirationDate	lblExpirationDate	
ManagedDocumentRequiredDate	lblRequiredDate	
Originator	lblOriginator	dataTransformer="Singleton:Xeno.Prodika.EQTService.DataTransformers.UserNameDataColumnTransformerFactory,FICService"
ParentFacility	lblCompany	dataTransformer="Singleton:EQTModels.BusinessUnitSecurity.BUSecuredFacilityCompanyNameDataColumnTransformerFactory,EQTModels"
ParentFacility	lblFacility	dataTransformer="Singleton:EQTModels.BusinessUnitSecurity.BUSecuredFacilityNameDataColumnTransformerFactory,EQTModels"
SpecEquivSourced	lblSpecEquivSourced	
SpecNamePlusNum	lblSpecName	

© 2015 Oracle Corporation

Data Field	Data Field Caption	Notes
SpecNumSourced	lblSpecNumSourced	

UGM

Group

View: GroupView
Model: Group

Data Field	Data Field Caption	Notes
CanonicalName	lblGroupCanonicalNameProperty	
Description	lblGroupDescriptionProperty	
LastUpdated	lblLastUpdated	
Name	lblGroupNameProperty	
RoleName	lblGroupRoleNameProperty	
GroupStatusDisplay	lblStatus	dataFormatter="Singleton:Oracle.PLM4P.ReadyReports.Lib.DataFormatters.StatusIntValueFormatterFactory,ReadyReportsLib"
TagName	lblGroupWorkflowTags	
UserName	lblGroupUserNameProperty	

User

View: UserView
Model: PMAUserModel

Data Field	Data Field Caption	Notes
AffiliateName	lblAffiliateNameProperty	
EmailAddress	lblUserEmailProperty	
ExactMatchBU	lblGSMExactMatchBU	dataTransformer="Singleton:Xeno.Prodika.EQTService.DataTransformers.BusinessUnitDataColumnTransformerFactory,EQTService"
FacilityName	lblUserFacilityNameProperty	
FirstName	lblFirstNameProperty	
LastName	lblLastNameProperty	
ProperUserName	lblUserName	
Status	lblUserStatusProperty	dataFormatter="Singleton:Oracle.PLM4P.ReadyReports.Lib.DataFormatters.StatusIntValueFormatterFactory,ReadyReportsLib"
UserName	lblUserNameProperty	

© 2015 Oracle Corporation

WFA

GSM Workflow Process Template

View: WorkflowProcessTemplateView
Model: GSMModel

Data Field	Data Field Caption	Notes
ProcessTemplateDescription	lblDescription	
ProcessTemplateName	lblName	

PQM Workflow Process Template

View: WorkflowProcessTemplateView
Model: PQMModel

Data Field	Data Field Caption	Notes
ProcessTemplateDescription	lblDescription	
ProcessTemplateName	lblName	

SCRM Workflow Process Template

View: WorkflowProcessTemplateView
Model: SCRMModel

Data Field	Data Field Caption	Notes
ProcessTemplateDescription	lblDescription	
ProcessTemplateName	lblName	

© 2015 Oracle Corporation