

Oracle Utilities Customer Care and Billing

Optional Products Installation Guide

Release 2.5.0

E61799-01

May 2015

Copyright © 2000, 2015, Oracle and/or its affiliates. All rights reserved.

This software and related documentation are provided under a license agreement containing restrictions on use and disclosure and are protected by intellectual property laws. Except as expressly permitted in your license agreement or allowed by law, you may not use, copy, reproduce, translate, broadcast, modify, license, transmit, distribute, exhibit, perform, publish, or display any part, in any form, or by any means. Reverse engineering, disassembly, or decompilation of this software, unless required by law for interoperability, is prohibited.

The information contained herein is subject to change without notice and is not warranted to be error-free. If you find any errors, please report them to us in writing.

If this is software or related documentation that is delivered to the U.S. Government or anyone licensing it on behalf of the U.S. Government, then the following notice is applicable:

U.S. GOVERNMENT END USERS: Oracle programs, including any operating system, integrated software, any programs installed on the hardware, and/or documentation, delivered to U.S. Government end users are "commercial computer software" pursuant to the applicable Federal Acquisition Regulation and agency-specific supplemental regulations. As such, use, duplication, disclosure, modification, and adaptation of the programs, including any operating system, integrated software, any programs installed on the hardware, and/or documentation, shall be subject to license terms and license restrictions applicable to the programs. No other rights are granted to the U.S. Government.

This software or hardware is developed for general use in a variety of information management applications. It is not developed or intended for use in any inherently dangerous applications, including applications that may create a risk of personal injury. If you use this software or hardware in dangerous applications, then you shall be responsible to take all appropriate fail-safe, backup, redundancy, and other measures to ensure its safe use. Oracle Corporation and its affiliates disclaim any liability for any damages caused by use of this software or hardware in dangerous applications.

Oracle and Java are registered trademarks of Oracle and/or its affiliates. Other names may be trademarks of their respective owners.

Intel and Intel Xeon are trademarks or registered trademarks of Intel Corporation. All SPARC trademarks are used under license and are trademarks or registered trademarks of SPARC International, Inc. AMD, Opteron, the AMD logo, and the AMD Opteron logo are trademarks or registered trademarks of Advanced Micro Devices. UNIX is a registered trademark of The Open Group.

This software or hardware and documentation may provide access to or information about content, products, and services from third parties. Oracle Corporation and its affiliates are not responsible for and expressly disclaim all warranties of any kind with respect to third-party content, products, and services unless otherwise set forth in an applicable agreement between you and Oracle. Oracle Corporation and its affiliates will not be responsible for any loss, costs, or damages incurred due to your access to or use of third-party content, products, or services, except as set forth in an applicable agreement between you and Oracle.

Contents

Contents

Preface	i-i
Audience	i-i
Related Documents	i-i
Updates to this Documentation	i-i
Conventions	i-ii
Chapter 1	
Overview	1-1
Optional Products for Oracle Utilities Customer Care and Billing	1-2
What is this book?	1-2
Chapter 2	
Reports Configuration	2-1
Reports Configuration for Oracle BI Publisher	2-1
Supported BI Publisher Versions	2-1
Installing Oracle BI Publisher Enterprise	2-2
Configuring The System To Enable Reports	2-2
Configuring the System for Batch Bill Print	2-3
Sample Reports Supplied with the Product	2-5
Chapter 3	
Additional Products	3-1
On-line Document Display with Oracle Documaker	3-1
Supported Documaker Versions	3-2
Supported Oracle Documaker Reports	3-2
Installing and Integrating Documaker Templates with Customer Care and Billing	3-2
Sample Directory Structure	3-4
Sample Generated Ini File	3-4
Documaker Integration	3-5
Examples provided	3-9
Appendix A	
License and Copyright Notices	A-1
Notice Concerning Usage of ANTLR	A-2
Notice Concerning Usage of Apache Software	A-2
Notice Concerning Usage of ASM	A-5
Notice Concerning Usage of Concurrent	A-6
Notice Concerning Usage of DOM4J	A-6
Notice Concerning Usage of International Components for Unicode (ICU4J)	A-6
Notice Concerning Usage of Jaxen	A-7
Notice Concerning Usage of JCIP Annotations	A-7
Notice Concerning Usage of JQuery	A-11
Notice Concerning Usage of SLF4J	A-11

Notice Concerning Usage of Staxmate.....	A-11
Notice Concerning Usage of XMLPULL.....	A-12
Notice Concerning Usage of XStream	A-12
Notice Concerning Usage of YUI.....	A-13

Preface

This guide provides instructions for installing and configuring optional products that can be used with Oracle Utilities Customer Care and Billing.

Audience

Oracle Utilities Customer Care and Billing Optional Products Guide is intended for anyone who needs to install and configure optional products for Oracle Utilities Customer Care and Billing.

Related Documents

For more information, refer to these Oracle documents:

Installation Guides and Release Notes

- *Oracle Utilities Customer Care and Billing V2.5.0 Release Notes*
- *Oracle Utilities Customer Care and Billing V2.5.0 Quick Install Guide*
- *Oracle Utilities Customer Care and Billing V2.5.0 Installation Guide*
- *Oracle Utilities Customer Care and Billing V2.5.0 Database Administrator's Guide*
- *Oracle Utilities Customer Care and Billing V2.5.0 Optional Product Installation Guide*
- *Oracle Utilities Application Framework V4.3.0.0 Release Notes*

Administration and Business Process Guides

- *Oracle Utilities Customer Care and Billing V2.5.0 Administration Guide*
- *Oracle Utilities Customer Care and Billing V2.5.0 Business Process Guide*
- *Oracle Utilities Application Framework V4.3.0.0 Administration Guide*
- *Oracle Utilities Application Framework V4.3.0.0 Business Process Guide*

Supplemental Documents

- *Oracle Utilities Customer Care and Billing V2.5.0 Server Administration Guide*
- *Oracle Utilities Customer Care and Billing V2.5.0 Security Guide*

Updates to this Documentation

Refer to My Oracle Support for up-to-date additional information.

Conventions

The following text conventions are used in this document:

Convention	Meaning
boldface	Boldface type indicates graphical user interface elements associated with an action, or terms defined in text or the glossary.
<i>italic</i>	Italic type indicates book titles, emphasis, or placeholder variables for which you supply particular values.
monospace	Monospace type indicates commands within a paragraph, URLs, code in examples, text that appears on the screen, or text that you enter.

Chapter 1

Overview

This chapter provides an overview of the optional products available for Oracle Utilities Customer Care and Billing, including:

- [Optional Products for Oracle Utilities Customer Care and Billing](#)
- [What is this book?](#)

Optional Products for Oracle Utilities Customer Care and Billing

This document discusses the following optional products that can be used with Oracle Utilities Customer Care and Billing

- Oracle BI Publisher
- Oracle Documaker

What is this book?

This book describes the installation and configuration of optional products for Oracle Utilities Customer Care and Billing, including the following:

- [Chapter 1: Overview](#) (this chapter) provides an overview of the optional products used with Oracle Utilities Customer Care and Billing.
- [Chapter 2: Reports Configuration](#) discusses the reporting features of the Oracle BI Publisher software that can be used by Oracle Utilities Customer Care and Billing.
- [Chapter 3: Additional Products](#) discusses other software products, including Oracle Documaker.

Chapter 2

Reports Configuration

Reports Configuration for Oracle BI Publisher

This section describes the steps required to configure Oracle Utilities Customer Care and Billing and Oracle BI Publisher to support a reporting solution that uses Oracle BI Publisher, including:

- [Supported BI Publisher Versions](#)
- [Installing Oracle BI Publisher Enterprise](#)
- [Configuring The System To Enable Reports](#)
- [Configuring the System for Batch Bill Print](#)
- [Sample Reports Supplied with the Product](#)

Supported BI Publisher Versions

At the time of release the supported versions for Customer Care and Billing Release 2.5.0 are:

- **Windows:** BI Publisher 11g (11.1.1)
- **Unix:** BI Publisher 11g (11.1.1)

Installing Oracle BI Publisher Enterprise

Oracle BI Publisher Enterprise provides the tools for:

- Making reports available over the web (establishing the required report server processes)
- Integrating reports with the Oracle Utilities Customer Care and Billing system
- Scheduling reports to run on a regular basis
- Managing instances of the reports that have been created by a previous run
- Managing user access to the report instances

This section assumes that you have already installed Oracle BI Publisher Enterprise such that requests can be pointed to the Oracle BI Publisher Enterprise running on Windows or Unix.

Note: Images Do Not Generate Properly Without X Server in Unix version of BI Publisher. If you are running the BI Publisher server on a Linux or Unix machine that does not have an X Server installed reports that contain images may not be properly generated. Workaround: Specify the following property at the java command line:

```
-Djava.awt.headless=true
```

Configuring The System To Enable Reports

This section describes the steps needed to configure your system to enable reports, including:

- [Configure the System to Invoke Oracle BI Publisher Enterprise Real-time](#)
- [Interface with Oracle BI Publisher Enterprise Batch Scheduler](#)

Configure the System to Invoke Oracle BI Publisher Enterprise Real-time

In order to invoke Oracle BI Publisher Enterprise from within Oracle Utilities Customer Care and Billing, the system must be configured so that Oracle Utilities Customer Care and Billing knows how to invoke reports.

Specify Reporting Tool Options

The following information should be defined on Reporting Tool Options table:

- **Reporting Server** is the web server URL where the reporting tool is installed.
- **Reporting Folder** defines the name of the directory on the Oracle BI Publisher server where reports are located. The Oracle Utilities Customer Care and Billing reporting tool algorithm constructs the URL to open Oracle BI Publisher Enterprise based on the information provided on Reporting Options. The same folder name should be used as a report folder in Oracle BI Publisher Enterprise where reports are published.

Refer to the Reports chapter of the Oracle Utilities Customer Care and Billing online documentation for more information about the reporting options table.

Reporting Tool Algorithm

The base product provides an installation algorithm plug-in spot called Reporting Tool. This plug-in spot should contain an algorithm that invokes the reporting tool real-time. Oracle Utilities Customer Care and Billing provides an algorithm type called F1-BIPR-INV, which invokes Oracle BI Publisher Enterprise.

This algorithm relies on information defined in the Reporting Options table: the reporting server and folder names for accessing the reporting tool. The algorithm constructs several strings, for example, the URL of the BI Publisher, information about the report being requested and user info in the format expected by Oracle BI Publisher Enterprise. The Java program returns the correct URL to the browser. The browser then opens a BI Publisher Enterprise window with the appropriate URL.

To use the F1-BIPR-INV algorithm type to invoke Oracle BI Publisher Enterprise, perform the following steps:

1. Create an algorithm for this algorithm type.
2. On the installation options, add an entry to the algorithm collection with an algorithm entity of Reporting Tool and indicate the algorithm created in the previous step.

Interface with Oracle BI Publisher Enterprise Batch Scheduler

Presently Oracle Utilities Customer Care and Billing does not provide support for batch jobs with Oracle BI Publisher. Please use Oracle BI Publisher directly in order to schedule reports to run in batch.

Configuring the System for Batch Bill Print

This section describes the steps for configuring the applications to print bills in batch.

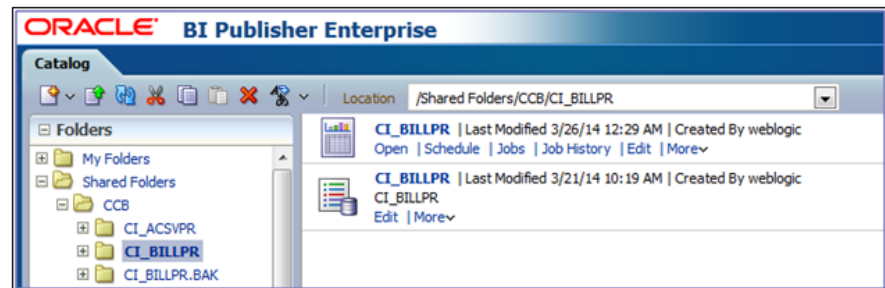
Configure Oracle BI Publisher for Batch Bill Print

1. Configure the Oracle BI Publisher Scheduler to allow report job submission.

Refer to the *Oracle Fusion Middleware Administrator's Guide for Oracle Business Intelligence Publisher* for more information. The section for configuring the scheduler is available at:

http://docs.oracle.com/cd/E28280_01/bi.1111/e22255/config_sched.htm

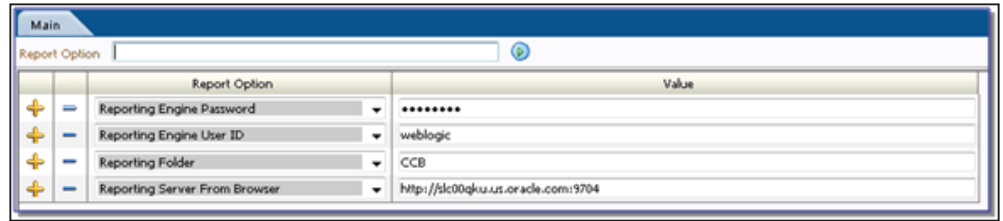
2. Ensure that the CI_BILLPR report artifacts (CI_BILLPR.rtf, CI_BILLPR.xdo, CI_BILLPR.xdm) are deployed to corresponding BI Publisher catalog folder:



Configure Oracle Utilities Customer Care and Billing for Batch Bill Print

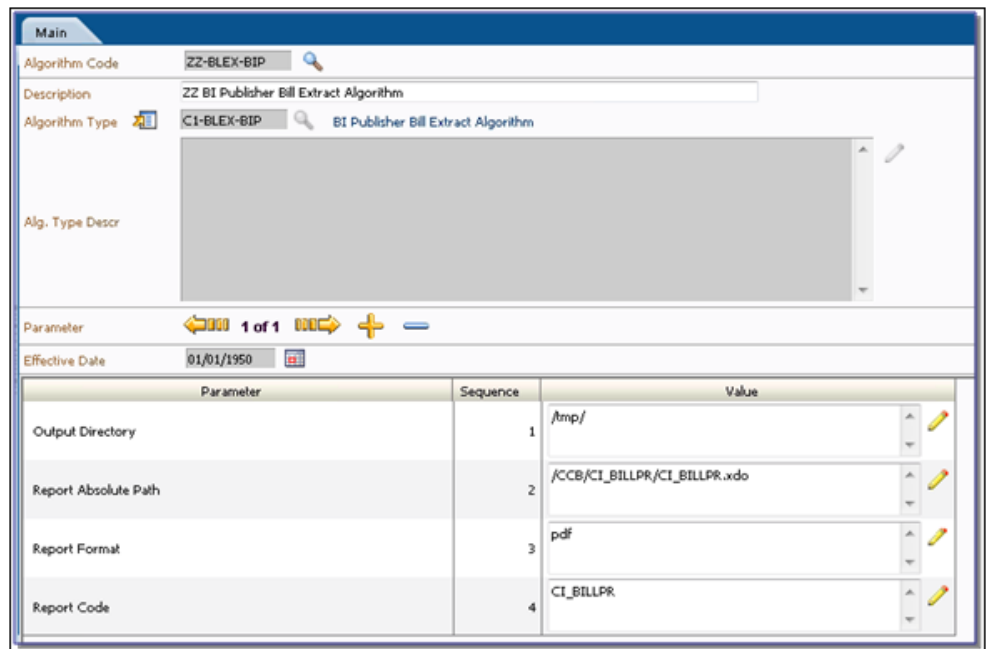
1. Go to **Admin Menu, R, Reporting Options** and configure the following values:
 - **Reporting Server from Browser** should point to the correct BI Publisher Server URL. For example: `http://<hostname>:port`
 - **Reporting Folder** is the name of the Catalog Folder in BI Publisher where CI_BILLPR is located. For example: CCB
 - **Reporting Engine User ID** is the BI Publisher User ID.

- **Reporting Engine Password** is the BI Publisher Password.



2. Create a custom Bill Route Type Extract Algorithm using the C1-BLEX-BIP Algorithm Type. Ensure that the following algorithm soft parameters are set:

- **Output Directory** is the directory in BI Publisher server where the generated output files will be placed. For example: /tmp/
- **Report Absolute Path** is the path where CI_BILLPR.xdo is located in the BI Publisher Catalog. For example: /CCB/CI_BILLPR/CI_BILLPR.xdo
- **Report Format** is the format of the generated output files. For example: pdf
- **Report Code** is the CI_BILLPR report code. For example: CI_BILLPR



3. **Go to Admin Menu, B, Bill Route Type** and configure the corresponding Bill Route Type (i.e., POSTAL) to use the RTTYPOST Batch Control and the custom Bill Route Type Extract Algorithm.

Sample Reports Supplied with the Product

The system provides several sample reports that may be used by your organization as a starting point for creating a new report. The following sections provide instructions on how to set up your implementation environment to use the sample reports.

Refer to the Reports chapter of the Oracle Utilities Customer Care and Billing online documentation or a description of each sample report.

If you would like to use any of the sample reports, you need to perform some steps to be able to execute them in an implementation environment. This section walks you through the steps needed, including:

- [Oracle Functions and Packages](#)
- [Unzip Oracle Utilities Customer Care and Billing Report Files](#)
- [Publish the Sample Reports in Oracle BI Publisher Enterprise](#)
- [Prepare Oracle BI Publisher Enterprise Server For integration](#)
- [Setting Up the Company Title and Logo](#)
- [Oracle Utilities Customer Care and Billing User ID and Report Code](#)
- [How To Copy a Report Definition From the Demonstration Database](#)
- [Adding Custom Layout to Existing Reports in BI Publisher](#)

Oracle Functions and Packages

Each report has one or more corresponding database function, package that store the business logic to fetch the data from the database that is then presented in the report.

The prerequisite for Oracle Utilities Customer Care and Billing reports to work against the target database is setting up of a RPTUSER database user. This user should have read access to all Oracle Utilities Customer Care and Billing database objects and execution privilege on the stored procedures that the reports access.

The steps involved in setting up the RPTUSER are:

1. Create the RPTUSER.

To create the RPTUSER (it doesn't exist), navigate to the Database\Oracle folder and edit the file CDX_rptuser.sql to match your requirements. The parameters in this file that need review are: password of the user, default and temporary tablespace names for the user.

Now log into the target database as a DBA user using SQLPLUS and execute the script by entering following command at SQL prompt:

```
SQL> @CDX_rptuser.sql
```

2. Create or refresh the Oracle functions and packages.

Log into the target database as the user CISADM that owns Oracle Utilities Customer Care and Billing schema objects using SQLPLUS and execute the script CDX_rptfn.sql by entering the following command at the SQL prompt:

```
SQL> @CDX_rptfn.sql
```

(“SQL>” denotes the SQL prompt and doesn't need to be typed).

3. Compile the report function.

```
SQL> @CDX_compfn.sql
```

4. Configure security.

This involves generating synonyms in RPTUSER and granting it privileges to execute the stored procedures and read the Oracle Utilities Customer Care and Billing tables. The utility prompts you to answer for the following questions:

- Enter the Oracle user that owns the schema (e.g. CISADM): **CISADM**
- Enter the password for the CISADM user: **CISADM**
- Enter the name of the Oracle Database: *Your_db*
- Enter a comma-separated list of Oracle users in which synonyms need to be created (e.g. cisuser,cisread): **RPTUSER**

The utility runs and configures security for the Oracle Utilities Customer Care and Billing objects.

Unzip Oracle Utilities Customer Care and Billing Report Files

Unzip the CCB-V2.5.0.0-Reports.zip file from the installation media into an empty directory. We'll refer to this directory as the reports extract folder.

Note: By default, the reports provided are read only. You will need to reset the permissions on the files before making any changes, for example, to configure the default data source.

Publish the Sample Reports in Oracle BI Publisher Enterprise

The installation media contains sample reports provided with the system. The report files are in the reports extract folder under `..\CCB-V25000-Reports\BIPublisher\reportFiles`.

Install Oracle BI Publisher Enterprise. This section assumes that you have already installed Oracle BI Publisher Enterprise.

Note: If you install Oracle BI Publisher Enterprise in a location other than the default installation directory, adjust the path descriptions to match your actual install directories.

The first step you need to take in order to use any of the samples is to publish the report in Oracle BI Publisher Enterprise. You need to create a folder in Oracle BI Publisher Enterprise named as defined on Reporting Options table in Oracle Utilities Customer Care and Billing and publish there report extracted to the reports extract folder.

Create a folder named CCB in the `BI_Repository_Path\Reports` folder. Copy all Oracle BI Publisher sample reports into the CCB folder.

Note: To check for the location of your BI repository path, log in to the BI console as an Administrator and go to **Administration, Server Configuration**. If the repository type is File System, the path will be seen in Catalog region. If the repository type is not File System you cannot load the sample reports.

Please refer to the Oracle BI Publisher Enterprise documentation for more information.

Prepare Oracle BI Publisher Enterprise Server For integration

The CCB Reporting Options Table should include the following information about Reporting Server and Folder:

Reporting Folder: CCB

Reporting Server: URL of reporting server. For example: `http://sf-ugbu.splwg.com:9704`

If you want to have a different name for your reporting folder, you can rename the CCB folder on the server and put the corresponding value on the Reporting options table.

Next, access BI Publisher Enterprise Server:

1. Access the BI Publisher Enterprise Server as Administrator.

-
2. On the Admin tab define a **JDBC Connection** section under **Data Sources**, and add a new data source using **Add Data Source**.

Create a new Data Source named CCB with connection details pointing to the CCB database using the RPTUSER credentials set up in the prior section.

3. Test Connection to make sure the Database connection is successful and save changes using **Apply**.

Configure a new group in WebLogic:

1. Configure a group within WebLogic for Authentication called “BICConsumer”.
2. Create an Application Role called “CCB Reports” to access the BI Publisher reports.
3. Associate the member “BICConsumer” with the “CCB Reports” Application Role.

The role will now be visible from within the BI Publisher Enterprise. Within BI Publisher Enterprise, for the Role Name CCB Reports you just created, click on **Add Folders** to add the CCB sample reports to the Allowed Folders.

Do the same for Role Name CCB Reports. Click on **Add Data Sources** to add the CCB data source to the Allowed Data Sources.

To include appropriate Roles for Role Name CCB Reports, click on **Add Role**.

To verify Sample BI Publisher reports on Server:

1. Log in to Oracle BI Publisher Server as a user belonging to BICConsumers.
2. Verify that all sample reports provided appear in the CCB folder.

Single-sign-on and more sophisticated security would need to be tailored to the specific implementation.

Setting Up the Company Title and Logo

The sample reports provided by the system use the company title that is defined on the Messages tab of the Installation Options - Framework page in Oracle Utilities Customer Care and Billing.

The Company Logo should be set up according to the following procedure:

1. Store the logo on the server and make a note of the relative path to the image.

For example, you can store the logo in the BI Domain Home Directory. Check with your BI Publisher administrator for the location of that directory.

2. Open the report template in Microsoft Word and use the Format Picture dialog box to specify the alternative text for the image.

The alternative text should be the directory path to the image. For example, if your logo, company_logo.gif, is in the logo folder in the home directory, the alternative text should be:

```
/logo/company_logo.gif.
```

Oracle Utilities Customer Care and Billing User ID and Report Code

The Oracle Utilities Customer Care and Billing user id and report Code are defined as the required parameter in every sample report. These parameters are hidden when report is submitted from Oracle Utilities Customer Care and Billing, but must be defined in the report.

How To Copy a Report Definition From the Demonstration Database

In order to use one of the sample reports in your Oracle Utilities Customer Care and Billing region, you must define the meta-data for the report. The demonstration database contains the report definition and all its related data for each sample report.

Refer to the Reports chapter of the Oracle Utilities Customer Care and Billing user guide for instructions on how to copy any / all of the report definitions from the demonstration database to your implementation's database.

Adding Custom Layout to Existing Reports in BI Publisher

The layout of the sample reports have been created in Microsoft Word using BI Publisher Desktop 11g plug-in. Custom Layouts can be created in BI Publisher. The name of the Custom layout can be specified in the Report Definition: Customer Specific Font/Layout. BI Publisher will then use this custom layout when the report is invoked from Oracle Utilities Customer Care and Billing.

Chapter 3

Additional Products

On-line Document Display with Oracle Documaker

Oracle Documaker enables Adobe's Portable Document Format (PDF) to be used for on-line viewing and Internet delivery of on-line bills and other documents. This section describes how Oracle Utilities Customer Care and Billing can be integrated with Documaker to allow Bills, Letters, Statements, Field Orders and Quotes to be viewed online.

This facility requires the Documaker software to already be installed. Documaker can be purchased and licensed separately from Oracle E-Delivery (<http://edelivery.oracle.com/>).

This section includes:

- [Supported Documaker Versions](#)
- [Supported Oracle Documaker Reports](#)
- [Installing and Integrating Documaker Templates with Customer Care and Billing](#)
- [Sample Directory Structure](#)
- [Sample Generated Ini File](#)
- [Documaker Integration](#)
- [Examples provided](#)

Supported Documaker Versions

At the time of release the supported versions for Customer Care and Billing Release 2.5.0 are:

Windows: Documaker 12.3

Linux: Documaker 12.3

Java Requirements for Documaker

Follow these steps to set up the required Java version for Documaker:

1. Make sure that the appropriate Java JRE 32-bit version 1.7 is installed on the target environment.
2. Add the directory path to the JRE directories in the server's library path environment variable.
 - The library path is LD_LIBRARY_PATH for Solaris and Linux, and LIBPATH for AIX.
 - The path should also contain the libjvm.so DSO specific path. You may need to use a very specific path. See the following example:

If your current LD_LIBRARY_PATH contains:

```
/a01/documaker/jre/jdk1.7.0_40/jre/lib
```

You will need to add additional values, which are shown in bold in the example below. The following order is important:

```
LD_LIBRARY_PATH=/a01/documaker/bin/lib:/a01/documaker/bin:/a01/documaker/jre/jdk1.7.0_40/jre/lib/i386/server:/a01/documaker/jre/jdk1.7.0_40/jre/lib:/a01/documaker/jre/jdk1.7.
```

Supported Oracle Documaker Reports

The following Documaker online reports are supported for this release of CCB:

- C1-BL-DISP - Creates a PDF of bill image by calling Documaker.
- C1-QT-DISP - Creates a PDF of quote image by calling Documaker.
- C1-LT-DISP - Creates a PDF of letter image by calling Documaker.
- C1-ST-DISP - Creates a PDF of statement image by calling Documaker.
- C1-FO-DISP - Creates a PDF of field order image by calling Documaker.

Installing and Integrating Documaker Templates with Customer Care and Billing

Follow this process to integrate the supplied Documaker templates with your Oracle Utilities Customer Care and Billing installation and to configure your system:

1. Login to the target server hosting the environment that you are setting up for online image display.
2. Initialize the target environment

On Unix:

```
$SPLEBASE/bin/splenvron.sh -e <SPLENVIRON>
```

On Windows:

```
%SPLEBASE%\bin\splenvron.cmd -e <SPLENVIRON>
```

3. Edit template files to have the following exact values:

```
#> cat billdirfile.ini.template:
```

```
ONLINE BILL HOST=@ONLINE_DISPLAY_HOME@
ONLINE BILL TEMPLATE=@ONLINE_DISPLAY_HOME@@DIRSEP@CCB (Replace
AppFiles with CCB)
BILL EXTRACT PATH=@SPLOUTPUT@@DIRSEP@
BILL IMAGE PATH=@SPLEBASE@@DIRSEP@splapp@DIRSEP@billView@DIRSEP@
BILL IMAGE
SCRIPT=@ONLINE_DISPLAY_HOME@@DIRSEP@CCB@DIRSEP@@DOC1BILLSCRIPT@
URL PREFIX=/@WEB_CONTEXT_ROOT@/billView/
```

```
#> cat doc1dirfile.ini.template:
```

```
ONLINE DOC HOST=@ONLINE_DISPLAY_HOME@
ONLINE DOC TEMPLATE=@ONLINE_DISPLAY_HOME@@DIRSEP@CCB
DOC EXTRACT PATH=@SPLOUTPUT@@DIRSEP@
DOC IMAGE PATH=@SPLEBASE@@DIRSEP@splapp@DIRSEP@billView@DIRSEP@
DOC IMAGE
SCRIPT=@ONLINE_DISPLAY_HOME@@DIRSEP@CCB@DIRSEP@@DOC1SCRIPT@
URL PREFIX=/@WEB_CONTEXT_ROOT@/billView/
```

4. Add the following entries to the script `$$SPLEBASE/bin/splenvron.sh`

```
# Setup display bill ini file - DOCUMAKER 12.3
BILLDISPINI=$SPLEBASE/etc/billdirfile.ini; export BILLDISPINI
DOCDISPINI=$SPLEBASE/etc/docldirfile.ini; export DOCDISPINI
ENVFILE=$SPLEBASE/etc/ENVIRON.INI; export ENVFILE
```

5. Declare the documaker base folder in the environment's ini file, `$$SPLEBASE/etc/ENVIRON.INI`

```
ONLINE_DISPLAY_HOME=/spl/documaker12.3# Documaker 12.3 base folder
```

6. Edit the ENVIRON.INI file to add the location of the JRE 1.7 directories in the server's library path as described above in [Java Requirements for Documaker](#).

7. Initialize the environment to propagate the changes.

```
$$SPLEBASE/bin/initialSetup.sh
```

8. Re-select the environment in SPL Menu options or re-load the environment variables.

```
$$SPLEBASE/bin/splenvron.sh -e $$SPLENVIRON
```

9. Run the initialSetup utility for the environment to generate the Oracle Utilities Customer Care and Billing related Documaker INI files:

On Unix:

```
$$SPLEBASE/bin/initialSetup.sh
```

On Windows:

```
%SPLEBASE%\bin\initialSetup.cmd
```

10. Stop and start the environment:

On Unix:

```
$$SPLEBASE/bin/spl.sh stop/start
```

On Windows:

```
%SPLEBASE%\bin\spl.cmd stop/start
```

11. Copy the templates jar file (CCB-Unix.jar or CCB-Windows.jar) to a temporary folder on the target server. This folder is referred to as <TEMPDIR> in the instructions below. If you are using FTP to transfer the file to a UNIX server, remember to use the BINARY option for the FTP transfer.

12. Decompress the jar file. The example below is for Unix. For Windows you will decompress CCB-Windows.jar:

```
cd <TEMPDIR>  
jar -xvf CCB-Unix.jar
```

The CCB folder will be extracted.

Note: This release includes two Customer Care and Billing configurations for use with Documaker, one for flat file extracts and one for XML file extracts:

- **12.3 Flat** supports the flat format extract file for Bills and other extracts like Statement, Field Order, Quote and Letter.
- **12.3 XML** supports the XML format extract file for Bills, and flat files for the other extracts noted above.

13. If one does not already exist, create a folder CCB under the Documaker host directory <ONLINE_DISPLAY_HOME>. Copy the contents of the appropriate CCB folder in the <TEMPDIR> to the CCB directory Documaker host directory on the target application server (see the section Software Requirements in the Oracle Utilities Customer Care and Billing Installation Guide for installation location). It should be at the same level as FAP folder.
14. Ensure that the Oracle Utilities Customer Care and Billing Administrator user ID (typically cissys) has execute permissions to all files in the <ONLINE_DISPLAY_HOME>/FAP and <ONLINE_DISPLAY_HOME>/CCB folders.

Sample Directory Structure

Directory	Contents
<ONLINE_DISPLAY_HOME>/FAP	Documaker Binaries
<ONLINE_DISPLAY_HOME>/CCB	CCB templates and driver programs
<ONLINE_DISPLAY_HOME>/CCB/ INPUT	CCB sample extracts
<ONLINE_DISPLAY_HOME>/CCB/ DATA	CCB example PDFs

Sample Generated Ini File

The following files will be populated during the execution of the initialSetup utility:

billfiledirectory.ini

```
ONLINE BILL HOST=<ONLINE_DISPLAY_HOME>  
ONLINE BILL TEMPLATE=<ONLINE_DISPLAY_HOME>/CCB  
BILL EXTRACT PATH=<SPLOUTPUT>  
BILL IMAGE PATH=<SPLEBASE>/splapp/billView/  
BILL IMAGE SCRIPT=<ONLINE_DISPLAY_HOME>/CCB/_ccbPrint.sh  
URL PREFIX=/spl/billView/
```

docfiledirectory.ini

```
ONLINE DOC HOST=<ONLINE_DISPLAY_HOME>
ONLINE DOC TEMPLATE=<ONLINE_DISPLAY_HOME>/CCB/
DOC EXTRACT PATH=<SPLOUTPUT>
DOC IMAGE PATH=<SPLEBASE> /splapp/billView/
DOC IMAGE SCRIPT=<ONLINE_DISPLAY_HOME>CCB/_ccbPrintDoc.sh
URL PREFIX=/spl/billView/
```

Documaker Integration

This section describes using Oracle Documaker to display Bills, Letters, Statements, Field Orders and Quotes. This section includes:

- [On-line Bill Display Components](#)
- [On-line Quote Display Components](#)
- [On-line Letter Display Components](#)
- [Statement Display Components](#)
- [On-line Field Order Display Components](#)

On-line Bill Display Components

The on-line bill display process requires the following components:

Plug-in Spot: Installation - Online Bill Display

The plug-in spot is used to generate a Bill Image.

Algorithm Type: Create PDF of bill image by calling Documaker (C1-BL-DISP)

An algorithm based on algorithm type C1-BL-DISP (CIPBBLDX) for on-line bill display using Documaker is triggered when the Display Bill action button on the Bill Maintenance window is invoked. This algorithm is responsible for calling the bill extract program and passing the bill information flat file to the Bill Image Generator script to create a bill image in PDF format. The URL of this PDF file is then returned back to the client browser, which renders the bill image.

To make this program flexible, its configurable parameters are stored in an INI file. The full path of the INI file is defined by the BILLDISPINI environment variable.

This program utilizes the INI file to determine the target location for the bill extract program and the location of the bill image generator script (see below).

To activate this algorithm, within the application the following steps have to be executed by someone having access to the admin tables, that knows how to set-up and define algorithms. (See also the Business Process Guide on Algorithms)

1. Create an algorithm with the following values:
 - Algorithm code: CM-BL-DISP
 - Description: Online Bill Display
 - Algorithm Type: C1-BL-DISP
 - Parameter
 - Bill Route Type
2. In the Oracle Customer Care and Billing Application, navigate to the Installation Algorithm screen and add an Installation Algorithm with the following values (this will create a row on the CI_INSTALL_ALG table):

-
- INS_ALG_ENTITY_FLG: ONBD
 - SEQ_NUM: 1
 - ALG_CD: CM-BL-DISP
 - VERSION: 1

Bill Image Generator Script

The Bill Image Generator script `_ccbPrint.sh` or `_ccbPrint.cmd` is invoked by the bill print extract algorithm. The call parameters are based on the contents of the `billfiledirectory.ini` file identified through the `BILLDISPINI` environment variable. This script validates the input parameters passed to it, sets the environment variables for input file, output file and log file and calls the main driver `BillRun.sh` / `BillRun.cmd`. The driver file will in turn call the Oracle Documaker scripts. The output from this process as well as the PDF file are placed in the appropriate directory from the `billfiledirectory.ini` file where it can be picked up by the application and displayed in the user's browser (usually `$SPLEBASE/splapp/billView` or `%SPLEBASE%\splapp\billView` folder).

The path for the input and output files is specified in the `fsisys.ini` file and Documaker reads the INI file option values in lower case. There will be an error in UNIX if the path for the input/output files has directory/file names not in lower case. To avoid this error, the input file will be copied to an intermediate file with the input file name in lower case in `documaker/12.3/12.3-Flat/CCB/data` folder and `documaker/12.3/12.3-XML/CCB/data` folder, and the output file from the same data folder will be copied to the original output directory specified in the `billfiledirectory.ini` file.

BILLDISPINI environment variable

The full path location of the `billfiledirectory.ini` is contained in the `BILLDISPINI` environment variable (typically `<SPLEBASE>/etc` directory).

The billfiledirectory.ini File

The `billfiledirectory.ini` file is used by the Bill Print Algorithm to render the bill image.

The INI file contains the following externalized parameters:

- `ONLINE BILL HOST=<Oracle Documaker Host Path>` - This parameter defines where Oracle Documaker is installed. Value typically `<DOCHOSTDIR>` (note that FAP will be a subfolder)
- `ONLINE BILL TEMPLATE=<Oracle Documaker Template Path>` - This parameter defines the location of Oracle Documaker's template. Value typically `<DOCHOSTDIR>/CCB`
- `BILL EXTRACT PATH=<Bill Extract Output Path>` - This parameter defines the location where the bill print extract program creates its flat file output. Value Typically `<SPLOUTPUT>`
- `BILL IMAGE PATH=<Full PDF Path>` - This parameter defines the location where Documaker creates the bill image PDF file. Value typically `<SPLEBASE>/splapp/billView`
The Documaker log files for a specific report is also in this directory.
- `BILL IMAGE SCRIPT= <Bill Image Generator Script with full path>` - This parameter defines the location of the script that invokes Oracle Documaker to generate the PDF file from the extract file. `<DOCHOSTDIR>/CCB/_ccbPrint.sh` or `_ccbPrint.cmd`
- `URL PREFIX=<URL Prefix>` - This parameter defines the prefix that will be affixed to the PDF filename in order to compose its full URL when displayed. This value dependant on the application middleware (WebLogic, WebSphere)

On-line Quote Display Components

Plug-in Spot: Installation - Online Quote Display

The plug-in spot is used to generate a Quote Image.

Algorithm Type: Create PDF of Quote image by calling Documaker (C1-QT-DISP)

An algorithm based on algorithm type C1-QT-DISP (CIPCQTDX) for on-line quote display using Documaker is triggered when the Display Quote action button on the Quote Maintenance window is invoked. This algorithm is responsible for calling the quote extract program and passing the quote information flat file to the Document Image Generator script to create a quote image in PDF format. The URL of this PDF file is then returned back to the client browser, which renders the quote image.

To make this program flexible, its configurable parameters are stored in an INI file. The full path of the INI file is defined by the DOCDISPINI environment variable.

This program utilizes the INI file to determine the target location for the quote extract program and the location of the document image generator script (see below).

To activate this, a new algorithm of this type should be created and should be plugged from the Installation Options.

Document Image Generator Script

The Document Image Generator script `_ccbPrintDoc.sh` or `_ccbPrintDoc.cmd` is invoked by the various document extract algorithms. The call parameters are based on the contents of the `docfiledirectory.ini` file identified through the DOCDISPINI environment variable. This script validates the input parameters passed to it, sets the environment variables for input file, output file and log file and calls the main driver depending on the document type. The driver file will in turn call the Oracle Documaker scripts. The output from this process as well as the PDF file are placed in the appropriate directory from the `docfiledirectory.ini` file where it can be picked up by the application and displayed in the user's browser (usually `$SPLBASE/splapp/billView` or `%SPLBASE%\splapp\billView` folder).

The path for the input and output files is specified in the `fsisys.ini` file and Documaker reads the INI file option values in lower case. There will be an error in UNIX if the path for the input/output files has directory/file names not in lower case. To avoid this error, the input file will be copied to an intermediate file with the input file name in lower case in `documaker/12.3/12.3-Flat/CCB/data` folder and `documaker/12.3/12.3-XML/CCB/data` folder, and the output file from the same data folder will be copied to the original output directory specified in the `docfiledirectory.ini` file.

DOCDISPINI environment variable

The full path location of the `docfiledirectory.ini` is contained in the DOCDISPINI environment variable (typically `<SPLBASE>/etc` directory).

The docfiledirectory.ini File

The `docfiledirectory.ini` file is used by the various Document Print Algorithms to render the document image.

The INI file contains the following externalized parameters:

- `ONLINE DOC HOST=<Oracle Documaker Host Path>` - This parameter defines where Oracle Documaker is installed. Value typically `<DOCHOSTDIR>` (note that FAP will be a subfolder)
- `ONLINE DOC TEMPLATE=<Oracle Documaker Template Path>` - This parameter defines the location of Oracle Documaker's template. Value typically `<DOCHOSTDIR>/CCB`
- `DOC EXTRACT PATH=<Document Extract Output Path>` - This parameter defines the location where the various document print extract programs create their flat file output. Value Typically `<SPLOUTPUT>`

-
- DOC IMAGE PATH=<Full PDF Path> - This parameter defines the location where Documaker creates the document image PDF file. Value typically <SPLEBASE>/splapp/billView The Documaker log files for a specific report is also in this directory.
 - DOC IMAGE SCRIPT= <Document Image Generator Script with full path> - This parameter defines the location of the script that invokes Oracle Documaker to generate the PDF file from the extract file. <DOCHOSTDIR>/CCB/_ccbPrintDoc.sh or _ccbPrintDoc.cmd
 - URL PREFIX=<URL Prefix> - This parameter defines the prefix that will be affixed to the PDF filename in order to compose its full URL when displayed. This value dependant on the application middleware (WebLogic, WebSphere)

On-line Letter Display Components

Plug-in Spot: Installation - Online Letter Image

The plug-in spot is used to generate a Letter Image.

Algorithm Type: Create PDF of Letter image by calling Documaker (C1-LT-DISP)

An algorithm based on algorithm type C1-LT-DISP (CIPCLTDX) on-line letter display using Documaker is triggered when the Display Letter action button on the Customer Contact Maintenance window is invoked. This algorithm is responsible for calling the letter extract program and passing the letter information flat file to the Document Image Generator script to create a letter image in PDF format. The URL of this PDF file is then returned back to the client browser, which renders the letter image.

To make this program flexible, its configurable parameters are stored in an INI file. The full path of the INI file is defined by the DOCDISPINI environment variable.

This program utilizes the INI file to determine the target location for the letter extract program and the location of the document image generator script.

To activate this, a new algorithm of this type should be created and should be plugged from the Installation Options.

Statement Display Components

Plug-in Spot: Installation - Online Statement Image

The plug-in spot is used to generate a Statement Image.

Algorithm Type: Create PDF of Statement image by calling Documaker (C1-ST-DISP)

An algorithm based on algorithm type C1-ST-DISP (CIPBSTDX) for on-line Statement display using Documaker is triggered when the Display Statement action button on the Statement Maintenance window is invoked. This algorithm is responsible for calling the Statement extract program and passing the Statement information flat file to the Document Image Generator script to create a Statement image in PDF format. The URL of this PDF file is then returned back to the client browser, which renders the Statement image.

To make this program flexible, its configurable parameters are stored in an INI file. The full path of the INI file is defined by the DOCDISPINI environment variable.

This program utilizes the INI file to determine the target location for the Statement extract program and the location of the document image generator script.

To activate this, a new algorithm of this type should be created and should be plugged from the Installation Options.

On-line Field Order Display Components

Plug-in Spot: Installation - Online Field Order Image

The plug-in spot is used to generate a Field Order Image.

Algorithm Type: Create PDF of Field Order image by calling Documaker (C1-FO-DISP)

An algorithm based on algorithm type C1-FO-DISP (CIPOFODX) for on-line Field Order display using Documaker is triggered when the Display Field Order action button on the Field Order Maintenance window is invoked. This algorithm is responsible for calling the Field Order extract program and passing the Field Order information flat file to the Document Image Generator script to create a Field Order image in PDF format. The URL of this PDF file is then returned back to the client browser, which renders the Field Order image.

To make this program flexible, its configurable parameters are stored in an INI file. The full path of the INI file is defined by the DOCDISPINI environment variable.

This program utilizes the INI file to determine the target location for the Field Order extract program and the location of the document image generator script.

To activate this, a new algorithm of this type should be created and should be plugged from the Installation Options.

Examples provided

Examples to test the installation, infrastructure are provided in the following directory:

`/CCB/input/examples`

Review the sample scripts `samplebill.sh/.cmd` to generate an online bill without the GUI and `sampleltr.sh/.cmd` for online letters.

The generated PDF file will be created in `.../CCB/data` folder. The output from the Oracle Documaker generation process will also be copied to this directory.

Appendix A

License and Copyright Notices

This section provides license and copyright information for the associated products. This includes the following:

- [Notice Concerning Usage of ANTLR](#)
- [Notice Concerning Usage of Apache Software](#)
- [Notice Concerning Usage of ASM](#)
- [Notice Concerning Usage of Concurrent](#)
- [Notice Concerning Usage of DOM4J](#)
- [Notice Concerning Usage of International Components for Unicode \(ICU4J\)](#)
- [Notice Concerning Usage of Jaxen](#)
- [Notice Concerning Usage of JCIP Annotations](#)
- [Notice Concerning Usage of JQuery](#)
- [Notice Concerning Usage of SLF4J](#)
- [Notice Concerning Usage of Staxmate](#)
- [Notice Concerning Usage of XMLPULL](#)
- [Notice Concerning Usage of XStream](#)
- [Notice Concerning Usage of YUI](#)

Third-Party Products

The following sections provide notices and information about the third party products indicated.

Notice Concerning Usage of ANTLR

[The BSD License]

Copyright (c) 2010 Terence Parr

All rights reserved.

Redistribution and use in source and binary forms, with or without modification, are permitted provided that the following conditions are met:

Redistributions of source code must retain the above copyright notice, this list of conditions and the following disclaimer.

Redistributions in binary form must reproduce the above copyright notice, this list of conditions and the following disclaimer in the documentation and/or other materials provided with the distribution.

Neither the name of the author nor the names of its contributors may be used to endorse or promote products derived from this software without specific prior written permission.

\THIS SOFTWARE IS PROVIDED BY THE COPYRIGHT HOLDERS AND CONTRIBUTORS "AS IS" AND ANY EXPRESS OR IMPLIED WARRANTIES, INCLUDING, BUT NOT LIMITED TO, THE IMPLIED WARRANTIES OF MERCHANTABILITY AND FITNESS FOR A PARTICULAR PURPOSE ARE DISCLAIMED. IN NO EVENT SHALL THE COPYRIGHT OWNER OR CONTRIBUTORS BE LIABLE FOR ANY DIRECT, INDIRECT, INCIDENTAL, SPECIAL, EXEMPLARY, OR CONSEQUENTIAL DAMAGES (INCLUDING, BUT NOT LIMITED TO, PROCUREMENT OF SUBSTITUTE GOODS OR SERVICES; LOSS OF USE, DATA, OR PROFITS; OR BUSINESS INTERRUPTION) HOWEVER CAUSED AND ON ANY THEORY OF LIABILITY, WHETHER IN CONTRACT, STRICT LIABILITY, OR TORT (INCLUDING NEGLIGENCE OR OTHERWISE) ARISING IN ANY WAY OUT OF THE USE OF THIS SOFTWARE, EVEN IF ADVISED OF THE POSSIBILITY OF SUCH DAMAGE.

Notice Concerning Usage of Apache Software

The following files are covered under the Apache 2.0 license:

- bsf-2.4.0.jar
- castor-1.3.2-core.jar
- castor-1.3.2-xml-schema.jar
- castor-1.3.2-xml.jar
- cglib-3.1.jar
- commons-logging-1.0.4.jar
- ehcache-core-2.5.2.jar
- commons-beanutils-core-1.8.3.jar
- commons-cli-1.1.jar
- commons-codec-1.6.jar
- commons-collections-3.2.1.jar
- commons-fileupload-1.3.1.jar

-
- commons-httpclient-3.0.1.jar
 - commons-io-1.3.2.jar
 - commons-lang-2.2.jar
 - jackson-core-asl-1.9.2.jar
 - jackson-jaxrs-1.9.2.jar
 - jackson-mapper-asl-1.9.2.jar
 - jackson-xc-1.9.2.jar
 - jettison-1.0.0.0_1-1.jar
 - joda-time-2.3.jar
 - log4j-1.2.17.jar
 - serializer-2.7.1.jar
 - stax2-2.1.jar
 - stax2-api-3.0.4.jar
 - wstx-asl-3.2.7.jar
 - xalan-mod-2.7.1.jar

Apache License

Version 2.0, January 2004

<http://www.apache.org/licenses/>

TERMS AND CONDITIONS FOR USE, REPRODUCTION, AND DISTRIBUTION

1. Definitions.

“License” shall mean the terms and conditions for use, reproduction, and distribution as defined by Sections 1 through 9 of this document.

“Licensor” shall mean the copyright owner or entity authorized by the copyright owner that is granting the License.

“Legal Entity” shall mean the union of the acting entity and all other entities that control, are controlled by, or are under common control with that entity. For the purposes of this definition, “control” means (i) the power, direct or indirect, to cause the direction or management of such entity, whether by contract or otherwise, or (ii) ownership of fifty percent (50%) or more of the outstanding shares, or (iii) beneficial ownership of such entity.

“You” (or “Your”) shall mean an individual or Legal Entity exercising permissions granted by this License.

“Source” form shall mean the preferred form for making modifications, including but not limited to software source code, documentation source, and configuration files.

“Object” form shall mean any form resulting from mechanical transformation or translation of a Source form, including but not limited to compiled object code, generated documentation, and conversions to other media types.

“Work” shall mean the work of authorship, whether in Source or Object form, made available under the License, as indicated by a copyright notice that is included in or attached to the work (an example is provided in the Appendix below).

“Derivative Works” shall mean any work, whether in Source or Object form, that is based on (or derived from) the Work and for which the editorial revisions, annotations, elaborations, or other modifications represent, as a whole, an original work of authorship. For the purposes of this

License, Derivative Works shall not include works that remain separable from, or merely link (or bind by name) to the interfaces of, the Work and Derivative Works thereof.

“Contribution” shall mean any work of authorship, including the original version of the Work and any modifications or additions to that Work or Derivative Works thereof, that is intentionally submitted to Licensor for inclusion in the Work by the copyright owner or by an individual or Legal Entity authorized to submit on behalf of the copyright owner. For the purposes of this definition, “submitted” means any form of electronic, verbal, or written communication sent to the Licensor or its representatives, including but not limited to communication on electronic mailing lists, source code control systems, and issue tracking systems that are managed by, or on behalf of, the Licensor for the purpose of discussing and improving the Work, but excluding communication that is conspicuously marked or otherwise designated in writing by the copyright owner as “Not a Contribution.”

“Contributor” shall mean Licensor and any individual or Legal Entity on behalf of whom a Contribution has been received by Licensor and subsequently incorporated within the Work.

2. Grant of Copyright License. Subject to the terms and conditions of this License, each Contributor hereby grants to You a perpetual, worldwide, non-exclusive, no-charge, royalty-free, irrevocable copyright license to reproduce, prepare Derivative Works of, publicly display, publicly perform, sublicense, and distribute the Work and such Derivative Works in Source or Object form.

3. Grant of Patent License. Subject to the terms and conditions of this License, each Contributor hereby grants to You a perpetual, worldwide, non-exclusive, no-charge, royalty-free, irrevocable (except as stated in this section) patent license to make, have made, use, offer to sell, sell, import, and otherwise transfer the Work, where such license applies only to those patent claims licensable by such Contributor that are necessarily infringed by their Contribution(s) alone or by combination of their Contribution(s) with the Work to which such Contribution(s) was submitted. If You institute patent litigation against any entity (including a cross-claim or counterclaim in a lawsuit) alleging that the Work or a Contribution incorporated within the Work constitutes direct or contributory patent infringement, then any patent licenses granted to You under this License for that Work shall terminate as of the date such litigation is filed.

4. Redistribution. You may reproduce and distribute copies of the Work or Derivative Works thereof in any medium, with or without modifications, and in Source or Object form, provided that You meet the following conditions:

You must give any other recipients of the Work or Derivative Works a copy of this License; and
You must cause any modified files to carry prominent notices stating that You changed the files; and

You must retain, in the Source form of any Derivative Works that You distribute, all copyright, patent, trademark, and attribution notices from the Source form of the Work, excluding those notices that do not pertain to any part of the Derivative Works; and

If the Work includes a “NOTICE” text file as part of its distribution, then any Derivative Works that You distribute must include a readable copy of the attribution notices contained within such NOTICE file, excluding those notices that do not pertain to any part of the Derivative Works, in at least one of the following places: within a NOTICE text file distributed as part of the Derivative Works; within the Source form or documentation, if provided along with the Derivative Works; or, within a display generated by the Derivative Works, if and wherever such third-party notices normally appear. The contents of the NOTICE file are for informational purposes only and do not modify the License. You may add Your own attribution notices within Derivative Works that You distribute, alongside or as an addendum to the NOTICE text from the Work, provided that such additional attribution notices cannot be construed as modifying the License. You may add Your own copyright statement to Your modifications and may provide additional or different license terms and conditions for use, reproduction, or distribution of Your modifications, or for any such Derivative Works as a whole, provided Your use, reproduction, and distribution of the Work otherwise complies with the conditions stated in this License.

5. Submission of Contributions. Unless You explicitly state otherwise, any Contribution intentionally submitted for inclusion in the Work by You to the Licensor shall be under the terms and conditions of this License, without any additional terms or conditions. Notwithstanding the above, nothing herein shall supersede or modify the terms of any separate license agreement you may have executed with Licensor regarding such Contributions.

6. Trademarks. This License does not grant permission to use the trade names, trademarks, service marks, or product names of the Licensor, except as required for reasonable and customary use in describing the origin of the Work and reproducing the content of the NOTICE file.

7. Disclaimer of Warranty. Unless required by applicable law or agreed to in writing, Licensor provides the Work (and each Contributor provides its Contributions) on an “AS IS” BASIS, WITHOUT WARRANTIES OR CONDITIONS OF ANY KIND, either express or implied, including, without limitation, any warranties or conditions of TITLE, NON-INFRINGEMENT, MERCHANTABILITY, or FITNESS FOR A PARTICULAR PURPOSE. You are solely responsible for determining the appropriateness of using or redistributing the Work and assume any risks associated with Your exercise of permissions under this License.

8. Limitation of Liability. In no event and under no legal theory, whether in tort (including negligence), contract, or otherwise, unless required by applicable law (such as deliberate and grossly negligent acts) or agreed to in writing, shall any Contributor be liable to You for damages, including any direct, indirect, special, incidental, or consequential damages of any character arising as a result of this License or out of the use or inability to use the Work (including but not limited to damages for loss of goodwill, work stoppage, computer failure or malfunction, or any and all other commercial damages or losses), even if such Contributor has been advised of the possibility of such damages.

9. Accepting Warranty or Additional Liability. While redistributing the Work or Derivative Works thereof, You may choose to offer, and charge a fee for, acceptance of support, warranty, indemnity, or other liability obligations and/or rights consistent with this License. However, in accepting such obligations, You may act only on Your own behalf and on Your sole responsibility, not on behalf of any other Contributor, and only if You agree to indemnify, defend, and hold each Contributor harmless for any liability incurred by, or claims asserted against, such Contributor by reason of your accepting any such warranty or additional liability.

END OF TERMS AND CONDITIONS

Notice Concerning Usage of ASM

Copyright (c) 2000-2005 INRIA, France Telecom

All rights reserved.

Redistribution and use in source and binary forms, with or without modification, are permitted provided that the following conditions are met:

1. Redistributions of source code must retain the above copyright notice, this list of conditions and the following disclaimer.
2. Redistributions in binary form must reproduce the above copyright notice, this list of conditions and the following disclaimer in the documentation and/or other materials provided with the distribution.
3. Neither the name of the copyright holders nor the names of its contributors may be used to endorse or promote products derived from this software without specific prior written permission.

THIS SOFTWARE IS PROVIDED BY THE COPYRIGHT HOLDERS AND CONTRIBUTORS “AS IS” AND ANY EXPRESS OR IMPLIED WARRANTIES, INCLUDING, BUT NOT LIMITED TO, THE IMPLIED WARRANTIES OF MERCHANTABILITY AND FITNESS FOR A PARTICULAR PURPOSE ARE DISCLAIMED. IN NO EVENT SHALL THE COPYRIGHT OWNER OR CONTRIBUTORS

BE LIABLE FOR ANY DIRECT, INDIRECT, INCIDENTAL, SPECIAL, EXEMPLARY, OR CONSEQUENTIAL DAMAGES (INCLUDING, BUT NOT LIMITED TO, PROCUREMENT OF SUBSTITUTE GOODS OR SERVICES; LOSS OF USE, DATA, OR PROFITS; OR BUSINESS INTERRUPTION) HOWEVER CAUSED AND ON ANY THEORY OF LIABILITY, WHETHER IN CONTRACT, STRICT LIABILITY, OR TORT (INCLUDING NEGLIGENCE OR OTHERWISE)

ARISING IN ANY WAY OUT OF THE USE OF THIS SOFTWARE, EVEN IF ADVISED OF THE POSSIBILITY OF SUCH DAMAGE.

Notice Concerning Usage of Concurrent

All classes are released to the public domain and may be used for any purpose whatsoever without permission or acknowledgment. <http://g.oswego.edu/dl/classes/EDU/oswego/cs/dl/util/concurrent/intro.html>

Notice Concerning Usage of DOM4J

Copyright 2001-2010 (C) MetaStuff, Ltd. All Rights Reserved.

Redistribution and use of this software and associated documentation ("Software"), with or without modification, are permitted provided that the following conditions are met:

1. Redistributions of source code must retain copyright statements and notices. Redistributions must also contain a copy of this document.
2. Redistributions in binary form must reproduce the above copyright notice, this list of conditions and the following disclaimer in the documentation and/or other materials provided with the distribution.
3. The name "DOM4J" must not be used to endorse or promote products derived from this Software without prior written permission of MetaStuff, Ltd. For written permission, please contact dom4j-info@metastuff.com.
4. Products derived from this Software may not be called "DOM4J" nor may "DOM4J" appear in their names without prior written permission of MetaStuff, Ltd. DOM4J is a registered trademark of MetaStuff, Ltd.
5. Due credit should be given to the DOM4J Project - <http://dom4j.sourceforge.net>

THIS SOFTWARE IS PROVIDED BY METASTUFF, LTD. AND CONTRIBUTORS "AS IS" AND ANY EXPRESSED OR IMPLIED WARRANTIES, INCLUDING, BUT NOT LIMITED TO, THE IMPLIED WARRANTIES OF MERCHANTABILITY AND FITNESS FOR A PARTICULAR PURPOSE ARE DISCLAIMED. IN NO EVENT SHALL METASTUFF, LTD. OR ITS CONTRIBUTORS BE LIABLE FOR ANY DIRECT, INDIRECT, INCIDENTAL, SPECIAL, EXEMPLARY, OR CONSEQUENTIAL DAMAGES (INCLUDING, BUT NOT LIMITED TO, PROCUREMENT OF SUBSTITUTE GOODS OR SERVICES; LOSS OF USE, DATA, OR PROFITS; OR BUSINESS INTERRUPTION) HOWEVER CAUSED AND ON ANY THEORY OF LIABILITY, WHETHER IN CONTRACT, STRICT LIABILITY, OR TORT (INCLUDING NEGLIGENCE OR OTHERWISE) ARISING IN ANY WAY OUT OF THE USE OF THIS SOFTWARE, EVEN IF ADVISED OF THE POSSIBILITY OF SUCH DAMAGE.

Notice Concerning Usage of International Components for Unicode (ICU4J)

COPYRIGHT AND PERMISSION NOTICE

Copyright (c) 1995-2010 International Business Machines Corporation and others

All rights reserved.

Permission is hereby granted, free of charge, to any person obtaining a copy of this software and associated documentation files (the “Software”), to deal in the Software without restriction, including without limitation the rights to use, copy, modify, merge, publish, distribute, and/or sell copies of the Software, and to permit persons to whom the Software is furnished to do so, provided that the above copyright notice(s) and this permission notice appear in all copies of the Software and that both the above copyright notice(s) and this permission notice appear in supporting documentation.

THE SOFTWARE IS PROVIDED “AS IS”, WITHOUT WARRANTY OF ANY KIND, EXPRESS OR IMPLIED, INCLUDING BUT NOT LIMITED TO THE WARRANTIES OF MERCHANTABILITY, FITNESS FOR A PARTICULAR PURPOSE AND NONINFRINGEMENT OF THIRD PARTY RIGHTS. IN NO EVENT SHALL THE COPYRIGHT HOLDER OR HOLDERS INCLUDED IN THIS NOTICE BE LIABLE FOR ANY CLAIM, OR ANY SPECIAL INDIRECT OR CONSEQUENTIAL DAMAGES, OR ANY DAMAGES WHATSOEVER RESULTING FROM LOSS OF USE, DATA OR PROFITS, WHETHER IN AN ACTION OF CONTRACT, NEGLIGENCE OR OTHER TORTIOUS ACTION, ARISING OUT OF OR IN CONNECTION WITH THE USE OR PERFORMANCE OF THIS SOFTWARE.

Except as contained in this notice, the name of a copyright holder shall not be used in advertising or otherwise to promote the sale, use or other dealings in this Software without prior written authorization of the copyright holder.

Notice Concerning Usage of Jaxen

Copyright 2003-2006 The Werken Company. All Rights Reserved.

Redistribution and use in source and binary forms, with or without modification, are permitted provided that the following conditions are met:

- * Redistributions of source code must retain the above copyright notice, this list of conditions and the following disclaimer.
- * Redistributions in binary form must reproduce the above copyright notice, this list of conditions and the following disclaimer in the documentation and/or other materials provided with the distribution.
- * Neither the name of the Jaxen Project nor the names of its contributors may be used to endorse or promote products derived from this software without specific prior written permission.

THIS SOFTWARE IS PROVIDED BY THE COPYRIGHT HOLDERS AND CONTRIBUTORS “AS IS” AND ANY EXPRESS OR IMPLIED WARRANTIES, INCLUDING, BUT NOT LIMITED TO, THE IMPLIED WARRANTIES OF MERCHANTABILITY AND FITNESS FOR A PARTICULAR PURPOSE ARE DISCLAIMED. IN NO EVENT SHALL THE COPYRIGHT OWNER OR CONTRIBUTORS BE LIABLE FOR ANY DIRECT, INDIRECT, INCIDENTAL, SPECIAL, EXEMPLARY, OR CONSEQUENTIAL DAMAGES (INCLUDING, BUT NOT LIMITED TO, PROCUREMENT OF SUBSTITUTE GOODS OR SERVICES; LOSS OF USE, DATA, OR PROFITS; OR BUSINESS INTERRUPTION) HOWEVER CAUSED AND ON ANY THEORY OF LIABILITY, WHETHER IN CONTRACT, STRICT LIABILITY, OR TORT (INCLUDING NEGLIGENCE OR OTHERWISE) ARISING IN ANY WAY OUT OF THE USE OF THIS SOFTWARE, EVEN IF ADVISED OF THE POSSIBILITY OF SUCH DAMAGE.

Notice Concerning Usage of JCIP Annotations

Attribution 2.5

CREATIVE COMMONS CORPORATION IS NOT A LAW FIRM AND DOES NOT PROVIDE LEGAL SERVICES. DISTRIBUTION OF THIS LICENSE DOES NOT CREATE AN ATTORNEY-CLIENT RELATIONSHIP. CREATIVE COMMONS PROVIDES THIS

INFORMATION ON AN “AS-IS” BASIS. CREATIVE COMMONS MAKES NO WARRANTIES REGARDING THE INFORMATION PROVIDED, AND DISCLAIMS LIABILITY FOR DAMAGES RESULTING FROM ITS USE.

License

THE WORK (AS DEFINED BELOW) IS PROVIDED UNDER THE TERMS OF THIS CREATIVE COMMONS PUBLIC LICENSE (“CCPL” OR “LICENSE”). THE WORK IS PROTECTED BY COPYRIGHT AND/OR OTHER APPLICABLE LAW. ANY USE OF THE WORK OTHER THAN AS AUTHORIZED UNDER THIS LICENSE OR COPYRIGHT LAW IS PROHIBITED.

BY EXERCISING ANY RIGHTS TO THE WORK PROVIDED HERE, YOU ACCEPT AND AGREE TO BE BOUND BY THE TERMS OF THIS LICENSE. THE LICENSOR GRANTS YOU THE RIGHTS CONTAINED HERE IN CONSIDERATION OF YOUR ACCEPTANCE OF SUCH TERMS AND CONDITIONS.

1. Definitions

1. “Collective Work” means a work, such as a periodical issue, anthology or encyclopedia, in which the Work in its entirety in unmodified form, along with a number of other contributions, constituting separate and independent works in themselves, are assembled into a collective whole. A work that constitutes a Collective Work will not be considered a Derivative Work (as defined below) for the purposes of this License.
2. “Derivative Work” means a work based upon the Work or upon the Work and other pre-existing works, such as a translation, musical arrangement, dramatization, fictionalization, motion picture version, sound recording, art reproduction, abridgment, condensation, or any other form in which the Work may be recast, transformed, or adapted, except that a work that constitutes a Collective Work will not be considered a Derivative Work for the purpose of this License. For the avoidance of doubt, where the Work is a musical composition or sound recording, the synchronization of the Work in timed-relation with a moving image (“synching”) will be considered a Derivative Work for the purpose of this License.
3. “Licensor” means the individual or entity that offers the Work under the terms of this License.
4. “Original Author” means the individual or entity who created the Work.
5. “Work” means the copyrightable work of authorship offered under the terms of this License.
6. “You” means an individual or entity exercising rights under this License who has not previously violated the terms of this License with respect to the Work, or who has received express permission from the Licensor to exercise rights under this License despite a previous violation.

2. Fair Use Rights. Nothing in this license is intended to reduce, limit, or restrict any rights arising from fair use, first sale or other limitations on the exclusive rights of the copyright owner under copyright law or other applicable laws.

3. License Grant. Subject to the terms and conditions of this License, Licensor hereby grants You a worldwide, royalty-free, non-exclusive, perpetual (for the duration of the applicable copyright) license to exercise the rights in the Work as stated below:

1. to reproduce the Work, to incorporate the Work into one or more Collective Works, and to reproduce the Work as incorporated in the Collective Works;
2. to create and reproduce Derivative Works;
3. to distribute copies or phonorecords of, display publicly, perform publicly, and perform publicly by means of a digital audio transmission the Work including as incorporated in Collective Works;

4. to distribute copies or phonorecords of, display publicly, perform publicly, and perform publicly by means of a digital audio transmission Derivative Works.

5.

For the avoidance of doubt, where the work is a musical composition:

1. Performance Royalties Under Blanket Licenses. Licensor waives the exclusive right to collect, whether individually or via a performance rights society (e.g. ASCAP, BMI, SESAC), royalties for the public performance or public digital performance (e.g. webcast) of the Work.

2. Mechanical Rights and Statutory Royalties. Licensor waives the exclusive right to collect, whether individually or via a music rights agency or designated agent (e.g. Harry Fox Agency), royalties for any phonorecord You create from the Work (“cover version”) and distribute, subject to the compulsory license created by 17 USC Section 115 of the US Copyright Act (or the equivalent in other jurisdictions).

6. Webcasting Rights and Statutory Royalties. For the avoidance of doubt, where the Work is a sound recording, Licensor waives the exclusive right to collect, whether individually or via a performance-rights society (e.g. SoundExchange), royalties for the public digital performance (e.g. webcast) of the Work, subject to the compulsory license created by 17 USC Section 114 of the US Copyright Act (or the equivalent in other jurisdictions).

The above rights may be exercised in all media and formats whether now known or hereafter devised. The above rights include the right to make such modifications as are technically necessary to exercise the rights in other media and formats. All rights not expressly granted by Licensor are hereby reserved.

4. Restrictions. The license granted in Section 3 above is expressly made subject to and limited by the following restrictions:

1. You may distribute, publicly display, publicly perform, or publicly digitally perform the Work only under the terms of this License, and You must include a copy of, or the Uniform Resource Identifier for, this License with every copy or phonorecord of the Work You distribute, publicly display, publicly perform, or publicly digitally perform. You may not offer or impose any terms on the Work that alter or restrict the terms of this License or the recipients' exercise of the rights granted hereunder. You may not sublicense the Work. You must keep intact all notices that refer to this License and to the disclaimer of warranties. You may not distribute, publicly display, publicly perform, or publicly digitally perform the Work with any technological measures that control access or use of the Work in a manner inconsistent with the terms of this License Agreement. The above applies to the Work as incorporated in a Collective Work, but this does not require the Collective Work apart from the Work itself to be made subject to the terms of this License. If You create a Collective Work, upon notice from any Licensor You must, to the extent practicable, remove from the Collective Work any credit as required by clause 4(b), as requested. If You create a Derivative Work, upon notice from any Licensor You must, to the extent practicable, remove from the Derivative Work any credit as required by clause 4(b), as requested.

2. If you distribute, publicly display, publicly perform, or publicly digitally perform the Work or any Derivative Works or Collective Works, You must keep intact all copyright notices for the Work and provide, reasonable to the medium or means You are utilizing: (i) the name of the Original Author (or pseudonym, if applicable) if supplied, and/or (ii) if the Original Author and/or Licensor designate another party or parties (e.g. a sponsor institute, publishing entity, journal) for attribution in Licensor's copyright notice, terms of service or by other reasonable means, the name of such party or parties; the title of the Work if supplied; to the extent reasonably practicable, the Uniform Resource Identifier, if any, that Licensor specifies to be associated with the Work, unless such URI does not refer to the copyright notice or licensing information for the Work; and in the case of a Derivative Work, a credit identifying the use of the Work in the Derivative Work (e.g., “French translation of the Work by Original Author,” or “Screenplay based on original Work by Original Author”). Such credit may be

implemented in any reasonable manner; provided, however, that in the case of a Derivative Work or Collective Work, at a minimum such credit will appear where any other comparable authorship credit appears and in a manner at least as prominent as such other comparable authorship credit.

5. Representations, Warranties and Disclaimer

UNLESS OTHERWISE MUTUALLY AGREED TO BY THE PARTIES IN WRITING, LICENSOR OFFERS THE WORK AS-IS AND MAKES NO REPRESENTATIONS OR WARRANTIES OF ANY KIND CONCERNING THE WORK, EXPRESS, IMPLIED, STATUTORY OR OTHERWISE, INCLUDING, WITHOUT LIMITATION, WARRANTIES OF TITLE, MERCHANTABILITY, FITNESS FOR A PARTICULAR PURPOSE, NONINFRINGEMENT, OR THE ABSENCE OF LATENT OR OTHER DEFECTS, ACCURACY, OR THE PRESENCE OF ABSENCE OF ERRORS, WHETHER OR NOT DISCOVERABLE. SOME JURISDICTIONS DO NOT ALLOW THE EXCLUSION OF IMPLIED WARRANTIES, SO SUCH EXCLUSION MAY NOT APPLY TO YOU.

6. Limitation on Liability. EXCEPT TO THE EXTENT REQUIRED BY APPLICABLE LAW, IN NO EVENT WILL LICENSOR BE LIABLE TO YOU ON ANY LEGAL THEORY FOR ANY SPECIAL, INCIDENTAL, CONSEQUENTIAL, PUNITIVE OR EXEMPLARY DAMAGES ARISING OUT OF THIS LICENSE OR THE USE OF THE WORK, EVEN IF LICENSOR HAS BEEN ADVISED OF THE POSSIBILITY OF SUCH DAMAGES.

7. Termination

1. This License and the rights granted hereunder will terminate automatically upon any breach by You of the terms of this License. Individuals or entities who have received Derivative Works or Collective Works from You under this License, however, will not have their licenses terminated provided such individuals or entities remain in full compliance with those licenses. Sections 1, 2, 5, 6, 7, and 8 will survive any termination of this License.

2. Subject to the above terms and conditions, the license granted here is perpetual (for the duration of the applicable copyright in the Work). Notwithstanding the above, Licensor reserves the right to release the Work under different license terms or to stop distributing the Work at any time; provided, however that any such election will not serve to withdraw this License (or any other license that has been, or is required to be, granted under the terms of this License), and this License will continue in full force and effect unless terminated as stated above.

8. Miscellaneous

1. Each time You distribute or publicly digitally perform the Work or a Collective Work, the Licensor offers to the recipient a license to the Work on the same terms and conditions as the license granted to You under this License.

2. Each time You distribute or publicly digitally perform a Derivative Work, Licensor offers to the recipient a license to the original Work on the same terms and conditions as the license granted to You under this License.

3. If any provision of this License is invalid or unenforceable under applicable law, it shall not affect the validity or enforceability of the remainder of the terms of this License, and without further action by the parties to this agreement, such provision shall be reformed to the minimum extent necessary to make such provision valid and enforceable.

4. No term or provision of this License shall be deemed waived and no breach consented to unless such waiver or consent shall be in writing and signed by the party to be charged with such waiver or consent.

5. This License constitutes the entire agreement between the parties with respect to the Work licensed here. There are no understandings, agreements or representations with respect to the Work not specified here. Licensor shall not be bound by any additional provisions that may appear in any communication from You. This License may not be modified without the mutual written agreement of the Licensor and You.

Creative Commons is not a party to this License, and makes no warranty whatsoever in connection with the Work. Creative Commons will not be liable to You or any party on any legal theory for any damages whatsoever, including without limitation any general, special, incidental or consequential damages arising in connection to this license. Notwithstanding the foregoing two (2) sentences, if Creative Commons has expressly identified itself as the Licensor hereunder, it shall have all rights and obligations of Licensor.

Except for the limited purpose of indicating to the public that the Work is licensed under the CCPL, neither party will use the trademark “Creative Commons” or any related trademark or logo of Creative Commons without the prior written consent of Creative Commons. Any permitted use will be in compliance with Creative Commons' then-current trademark usage guidelines, as may be published on its website or otherwise made available upon request from time to time.

Creative Commons may be contacted at <http://creativecommons.org/>.

Notice Concerning Usage of JQuery

jQuery Foundation projects are released under the terms of the license specified in the project's repo or if not specified, under the MIT license.

<https://tldrlegal.com/license/mit-license>

The MIT License is simple and easy to understand and it places almost no restrictions on what you can do with a jQuery Foundation project.

You are free to use any jQuery Foundation project in any other project (even commercial projects) as long as the copyright header is left intact.

Notice Concerning Usage of SLF4J

SLF4J source code and binaries are distributed under the MIT license.

Copyright (c) 2004-2013 QOS.ch

All rights reserved.

Permission is hereby granted, free of charge, to any person obtaining a copy of this software and associated documentation files (the “Software”), to deal in the Software without restriction, including without limitation the rights to use, copy, modify, merge, publish, distribute, sublicense, and/or sell copies of the Software, and to permit persons to whom the Software is furnished to do so, subject to the following conditions:

The above copyright notice and this permission notice shall be included in all copies or substantial portions of the Software.

THE SOFTWARE IS PROVIDED “AS IS”, WITHOUT WARRANTY OF ANY KIND, EXPRESS OR IMPLIED, INCLUDING BUT NOT LIMITED TO THE WARRANTIES OF MERCHANTABILITY, FITNESS FOR A PARTICULAR PURPOSE AND NONINFRINGEMENT. IN NO EVENT SHALL THE AUTHORS OR COPYRIGHT HOLDERS BE LIABLE FOR ANY CLAIM, DAMAGES OR OTHER LIABILITY, WHETHER IN AN ACTION OF CONTRACT, TORT OR OTHERWISE, ARISING FROM, OUT OF OR IN CONNECTION WITH THE SOFTWARE OR THE USE OR OTHER DEALINGS IN THE SOFTWARE.

Notice Concerning Usage of Staxmate

Copyright (c) 2007, Tatu Saloranta

All rights reserved.

Redistribution and use in source and binary forms, with or without modification, are permitted provided that the following conditions are met:

* Redistributions of source code must retain the above copyright notice, this list of conditions and the following disclaimer.

* Redistributions in binary form must reproduce the above copyright notice, this list of conditions and the following disclaimer in the documentation and/or other materials provided with the distribution.

* Neither the name of the <organization> nor the names of its contributors may be used to endorse or promote products derived from this software without specific prior written permission.

THIS SOFTWARE IS PROVIDED BY <copyright holder> ``AS IS" AND ANY EXPRESS OR IMPLIED WARRANTIES, INCLUDING, BUT NOT LIMITED TO, THE IMPLIED WARRANTIES OF MERCHANTABILITY AND FITNESS FOR A PARTICULAR PURPOSE ARE DISCLAIMED. IN NO EVENT SHALL <copyright holder> BE LIABLE FOR ANY DIRECT, INDIRECT, INCIDENTAL, SPECIAL, EXEMPLARY, OR CONSEQUENTIAL DAMAGES (INCLUDING, BUT NOT LIMITED TO, PROCUREMENT OF SUBSTITUTE GOODS OR SERVICES; LOSS OF USE, DATA, OR PROFITS; OR BUSINESS INTERRUPTION) HOWEVER CAUSED AND ON ANY THEORY OF LIABILITY, WHETHER IN CONTRACT, STRICT LIABILITY, OR TORT (INCLUDING NEGLIGENCE OR OTHERWISE) ARISING IN ANY WAY OUT OF THE USE OF THIS SOFTWARE, EVEN IF ADVISED OF THE POSSIBILITY OF SUCH DAMAGE.

Notice Concerning Usage of XMLPULL

XMLPULL API IS FREE

All of the XMLPULL API source code, compiled code, and documentation contained in this distribution *except* for tests (see separate LICENSE_TESTS.txt) are in the Public Domain.

XMLPULL API comes with NO WARRANTY or guarantee of fitness for any purpose.

Initial authors: Stefan Haustein and Aleksander Slominski

2001-12-12

Notice Concerning Usage of XStream

XStream is open source software, made available under a BSD license.

Copyright (c) 2003-2006, Joe Walnes

Copyright (c) 2006-2009, 2011 XStream Committers

All rights reserved.

Redistribution and use in source and binary forms, with or without modification, are permitted provided that the following conditions are met:

1. Redistributions of source code must retain the above copyright notice, this list of conditions and the following disclaimer.
2. Redistributions in binary form must reproduce the above copyright notice, this list of conditions and the following disclaimer in the documentation and/or other materials provided with the distribution.
3. Neither the name of XStream nor the names of its contributors may be used to endorse or promote products derived from this software without specific prior written permission.

THIS SOFTWARE IS PROVIDED BY THE COPYRIGHT HOLDERS AND CONTRIBUTORS "AS IS" AND ANY EXPRESS OR IMPLIED WARRANTIES, INCLUDING, BUT NOT LIMITED TO, THE IMPLIED WARRANTIES OF MERCHANTABILITY AND FITNESS FOR A PARTICULAR PURPOSE ARE

DISCLAIMED. IN NO EVENT SHALL THE COPYRIGHT OWNER OR CONTRIBUTORS BE LIABLE FOR ANY DIRECT, INDIRECT, INCIDENTAL, SPECIAL, EXEMPLARY, OR CONSEQUENTIAL DAMAGES (INCLUDING, BUT NOT LIMITED TO, PROCUREMENT OF SUBSTITUTE GOODS OR SERVICES; LOSS OF USE, DATA, OR PROFITS; OR BUSINESS INTERRUPTION) HOWEVER CAUSED AND ON ANY THEORY OF LIABILITY, WHETHER IN CONTRACT, STRICT LIABILITY, OR TORT (INCLUDING NEGLIGENCE OR OTHERWISE) ARISING IN ANY WAY OUT OF THE USE OF THIS SOFTWARE, EVEN IF ADVISED OF THE POSSIBILITY OF SUCH DAMAGE.

Notice Concerning Usage of YUI

Copyright © 2013 Yahoo! Inc. All rights reserved.

Redistribution and use of this software in source and binary forms, with or without modification, are permitted provided that the following conditions are met:

- * Redistributions of source code must retain the above copyright notice, this list of conditions and the following disclaimer.
- * Redistributions in binary form must reproduce the above copyright notice, this list of conditions and the following disclaimer in the documentation and/or other materials provided with the distribution.
- * Neither the name of Yahoo! Inc. nor the names of YUI's contributors may be used to endorse or promote products derived from this software without specific prior written permission of Yahoo! Inc.

THIS SOFTWARE IS PROVIDED BY THE COPYRIGHT HOLDERS AND CONTRIBUTORS "AS IS" AND ANY EXPRESS OR IMPLIED WARRANTIES, INCLUDING, BUT NOT LIMITED TO, THE IMPLIED WARRANTIES OF MERCHANTABILITY AND FITNESS FOR A PARTICULAR PURPOSE ARE DISCLAIMED. IN NO EVENT SHALL THE COPYRIGHT OWNER OR CONTRIBUTORS BE LIABLE FOR ANY DIRECT, INDIRECT, INCIDENTAL, SPECIAL, EXEMPLARY, OR CONSEQUENTIAL DAMAGES (INCLUDING, BUT NOT LIMITED TO, PROCUREMENT OF SUBSTITUTE GOODS OR SERVICES; LOSS OF USE, DATA, OR PROFITS; OR BUSINESS INTERRUPTION) HOWEVER CAUSED AND ON ANY THEORY OF LIABILITY, WHETHER IN CONTRACT, STRICT LIABILITY, OR TORT (INCLUDING NEGLIGENCE OR OTHERWISE) ARISING IN ANY WAY OUT OF THE USE OF THIS SOFTWARE, EVEN IF ADVISED OF THE POSSIBILITY OF SUCH DAMAGE.