



Siebel CRM Integration to Oracle FLEXCUBE Universal Banking Implementation Guide

Siebel Innovation Pack 2015

May 2015

ORACLE®

Copyright © 2005, 2015 Oracle and/or its affiliates. All rights reserved.

This software and related documentation are provided under a license agreement containing restrictions on use and disclosure and are protected by intellectual property laws. Except as expressly permitted in your license agreement or allowed by law, you may not use, copy, reproduce, translate, broadcast, modify, license, transmit, distribute, exhibit, perform, publish, or display any part, in any form, or by any means. Reverse engineering, disassembly, or decompilation of this software, unless required by law for interoperability, is prohibited.

The information contained herein is subject to change without notice and is not warranted to be error-free. If you find any errors, please report them to us in writing.

If this is software or related documentation that is delivered to the U.S. Government or anyone licensing it on behalf of the U.S. Government, the following notice is applicable:

U.S. GOVERNMENT END USERS: Oracle programs, including any operating system, integrated software, any programs installed on the hardware, and/or documentation, delivered to U.S. Government end users are "commercial computer software" pursuant to the applicable Federal Acquisition Regulation and agency-specific supplemental regulations. As such, use, duplication, disclosure, modification, and adaptation of the programs, including any operating system, integrated software, any programs installed on the hardware, and/or documentation, shall be subject to license terms and license restrictions applicable to the programs. No other rights are granted to the U.S. Government.

This software or hardware is developed for general use in a variety of information management applications. It is not developed or intended for use in any inherently dangerous applications, including applications that may create a risk of personal injury. If you use this software or hardware in dangerous applications, then you shall be responsible to take all appropriate fail-safe, backup, redundancy, and other measures to ensure its safe use. Oracle Corporation and its affiliates disclaim any liability for any damages caused by use of this software or hardware in dangerous applications.

Oracle and Java are registered trademarks of Oracle and/or its affiliates. Other names may be trademarks of their respective owners.

Intel and Intel Xeon are trademarks or registered trademarks of Intel Corporation. All SPARC trademarks are used under license and are trademarks or registered trademarks of SPARC International, Inc. AMD, Opteron, the AMD logo, and the AMD Opteron logo are trademarks or registered trademarks of Advanced Micro Devices. UNIX is a registered trademark of The Open Group.

This software or hardware and documentation may provide access to or information on content, products, and services from third parties. Oracle Corporation and its affiliates are not responsible for and expressly disclaim all warranties of any kind with respect to third-party content, products, and services unless otherwise set forth in an applicable agreement between you and Oracle. Oracle Corporation and its affiliates will not be responsible for any loss, costs, or damages incurred due to your access to or use of third-party content, products, or services, except as set forth in an applicable agreement between you and Oracle.

Documentation Accessibility

For information about Oracle's commitment to accessibility, visit the Oracle Accessibility Program website at <http://www.oracle.com/pls/topic/lookup?ctx=acc&id=docacc>.

Access to Oracle Support

Oracle customers that have purchased support have access to electronic support through My Oracle Support. For information, visit <http://www.oracle.com/pls/topic/lookup?ctx=acc&id=info> or visit <http://www.oracle.com/pls/topic/lookup?ctx=acc&id=trs> if you are hearing impaired.

Contents

Chapter 1: What's New in This Release

Chapter 2: Introduction to Siebel CRM Integration to Oracle FLEXCUBE Universal Banking

Overview of Siebel CRM Integration to Oracle FLEXCUBE Universal Banking	9
Business Process Integration Points	11
Solution Assumptions and Constraints	13
Software Requirements	14
Related Documentation	14

Chapter 3: Installing and Configuring the Integration

Roadmap for Installing and Configuring the Integration	17
Accessing the Integration Files	18
Installing Oracle Data Integrator	18
Process of Importing the Integration Repository Files in an Oracle Data Integrator Development Environment	20
Importing the Master Repository for the Integration	20
Creating a Work Repository	21
Importing the Work Repository for the Integration	22
Process of Configuring Oracle Data Integrator in a Development Environment	24
Connecting to the Oracle FLEXCUBE Universal Banking and Siebel CRM Databases	24
Configuring a Context for the Integration	27
Configuring Integration Variables	28
Generating Scenarios for Integration Packages	30
Process of Implementing the Integration in an Oracle Data Integrator Production Environment	30
Importing Scenarios to the Production Environment	31
Process of Configuring Siebel Business Applications	33
Configuring the Workflow Monitor Agent	33
Configuring the Workflow Process Manager Component	35
Configuring JMS for Outbound Web Services Using Advanced Queuing	35

- Modifying Lists of Values 39
- (Optional) Setting Up Additional Product Features 40
- Activating Integration Workflows 40
- Configuring Outbound Web Services 42
- Setting System Preferences 43

Configuring Oracle FLEXCUBE Universal Banking Integration Components 43

Chapter 4: Performing Batch Data Loading and Synchronization

- About Batch Data Loading and Synchronization 45
- Performing Batch Data Loading 47
- Performing Siebel Configuration Tasks After Importing Batch Data 49
- Batch Loading of Customer and Financial Account Data 50
- Updating Batch Data Periodically 50

Chapter 5: About the Integration

- About Online Data Synchronization 53
- Data Integration Points 55
- Business Process Integration Points 62
 - Inquiries from Siebel CRM 62
 - Inquiries from Oracle FLEXCUBE Universal Banking 64
 - Origination of Customers and Financial Accounts 65
 - Customer Transactions 66
 - Account Transactions 67
 - Creation of Leads 68
 - Service Requests 68
 - Creation of Activities 69

Chapter 6: Troubleshooting the Integration

- Siebel CRM Log Files 71
- How Siebel CRM Handles Errors During Online Data Synchronization 71
- Siebel Log Files During Batch Data Loading 73
- Errors Generated by Oracle FLEXCUBE Universal Banking 74

Chapter 7: Customizing the Integration

- About Customizing the Integration 75
- Overview of Oracle AIA Direct Integration 76

Planning the Integration Customization	77
Process of Customizing the Integration	79
Installing the Oracle AIA Foundation Pack Enterprise Object Library	80
Importing EBMs into Siebel Tools	80
Updating Data Transformation Files	84
Deploying a Customized Workflow	86
Editing the WSDL Files	87
About Customizing Web Services	92

Appendix A: Sample Workflow Files

FINCORP BIB Loan Account Upsert FAF Workflow.xml	93
FINS BIB Loan Account Create Workflow.xml	103

Appendix B: Data Mappings to Siebel EIM Tables

About Mapping Tables	111
Mapping of Branch Data to Siebel CRM	112
Mapping of Product Data to Siebel CRM	113
Mapping of Product Rate Data to Siebel CRM	115
Mapping of Limit Data to Siebel CRM	119
Mapping of Mandate Data to Siebel CRM	120
Mapping of Contract Data (Bills and Collections) to Siebel CRM	122
Mapping of Contract Data (Letters of Credit) to Siebel CRM	123

Appendix C: EBM Mappings Used in Online Synchronization

CustomerPartyEBM	125
CreateCustomerPartyEBM	126
QueryCustomerPartyEBM	143
QueryCustomerPartyListEBM	148
UpdateCustomerPartyEBM	161
QueryLineOfCreditEBM	170
QueryDocumentaryCollectionEBM	173
QueryDocumentaryCreditEBM	178
QueryBankGuaranteeEBM	189
QueryMarketingOfferEBM	194

CreateSalesOpportunityEBM	196
ServiceRequestEBM	198
CreateServiceRequestEBM	199
UpdateServiceRequestEBM	202
QueryServiceRequestListEBM	204
CreateCustomerInteractionEBM	207
Deposit AccountEBM	211
CreateDepositAccountEBM	211
UpdateDepositAccountEBM	218
QueryDepositAccountEBM	226
QueryFinancialTransactionListEBM	251
Loan AccountEBM	253
CreateLoanAccountEBM	254
UpdateLoanAccountEBM	256
QueryLoanAccountEBM	259

Index

1

What's New in This Release

What's New in Siebel CRM Integration to Oracle FLEXCUBE Universal Banking Implementation Guide, Siebel Innovation Pack 2015

No new features have been added to this guide for this release. This guide has been updated to reflect only product name changes.

NOTE: Siebel Innovation Pack 2015 is a continuation of the Siebel 8.1/8.2 release.

What's New in Siebel CRM Integration to Oracle FLEXCUBE Universal Banking Implementation Guide, Siebel Innovation Pack 2014

Table 1 lists the changes in this version of the documentation to support this release of the software.

NOTE: Siebel Innovation Pack 2014 is a continuation of the Siebel 8.1/8.2 release.

Table 1. What's New in Siebel CRM Integration to Oracle FLEXCUBE Universal Banking Implementation Guide, Siebel Innovation Pack 2015

Topic	Description
"Overview of Siebel CRM Integration to Oracle FLEXCUBE Universal Banking" on page 9	Modified topic. Oracle FLEXCUBE Universal Banking Release 11.0.6 with patch P01 is required for Siebel CRM Integration to Oracle FLEXCUBE Universal Banking.
"Updating Data Transformation Files" on page 84	Modified topic. This topic now includes a procedure describing how to update the data transformation files, and lists an example XSL transformation (XSLT) file for a new entity.
Appendix C, "EBM Mappings Used in Online Synchronization"	Modified topics. Each table in the appendix now includes two additional columns; these columns list the Oracle FLEXCUBE Universal Banking service name and interface object for each data item mapped during the online synchronization of data.

2

Introduction to Siebel CRM Integration to Oracle FLEXCUBE Universal Banking

This chapter introduces Siebel CRM Integration to Oracle FLEXCUBE Universal Banking. It includes the following topics:

- [Overview of Siebel CRM Integration to Oracle FLEXCUBE Universal Banking on page 9](#)
- [Business Process Integration Points on page 11](#)
- [Solution Assumptions and Constraints on page 13](#)
- [Software Requirements on page 14](#)
- [Related Documentation on page 14](#)

Overview of Siebel CRM Integration to Oracle FLEXCUBE Universal Banking

Siebel CRM Integration to Oracle FLEXCUBE Universal Banking integrates the following applications:

- Siebel CRM version 8.2
- Oracle FLEXCUBE Universal Banking Release 11.0.6 with patch P01

NOTE: In this guide, the term, *the Integration*, refers to Siebel CRM Integration to Oracle FLEXCUBE Universal Banking.

In the Integration, data is transferred between the applications using a point-to-point architecture model; that is, data flows directly between the participating applications without the use of middleware. Data is synchronized between the applications using Oracle Data Integrator, for initial batch uploading of data, and Web service calls, for the online synchronization of data.

Batch Data Synchronization

Oracle Data Integrator is used to perform the initial batch synchronization of data between Oracle FLEXCUBE Universal Banking and Siebel CRM, and to perform subsequent periodic batch updates to this data. The entities that are synchronized using Oracle Data Integrator are shown in [Figure 1 on page 10](#). During the data synchronization process, all data flows from Oracle FLEXCUBE Universal Banking to Siebel CRM.

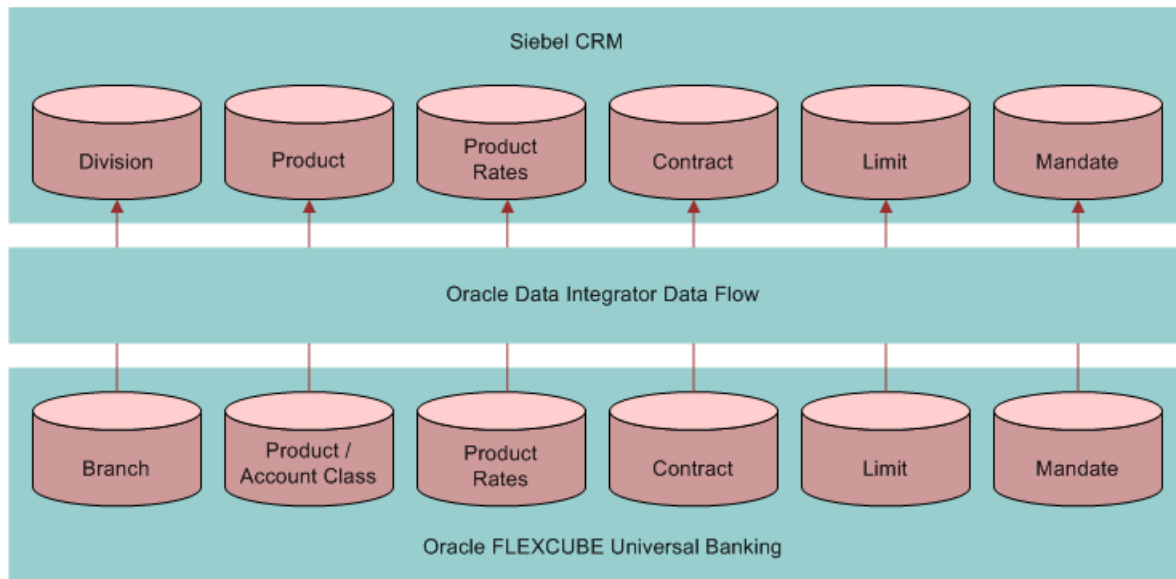


Figure 1. Batch Data Synchronization

Online Data Synchronization

Web services perform the online synchronization of data in the Integration. The Web services use integration objects, which incorporate Enterprise Object Library artifacts included in the Oracle Application Integration Architecture (AIA) framework, to synchronize data directly between the participating applications. Figure 2 shows the entities that are synchronized using Web services and the flow of data between the participating applications.

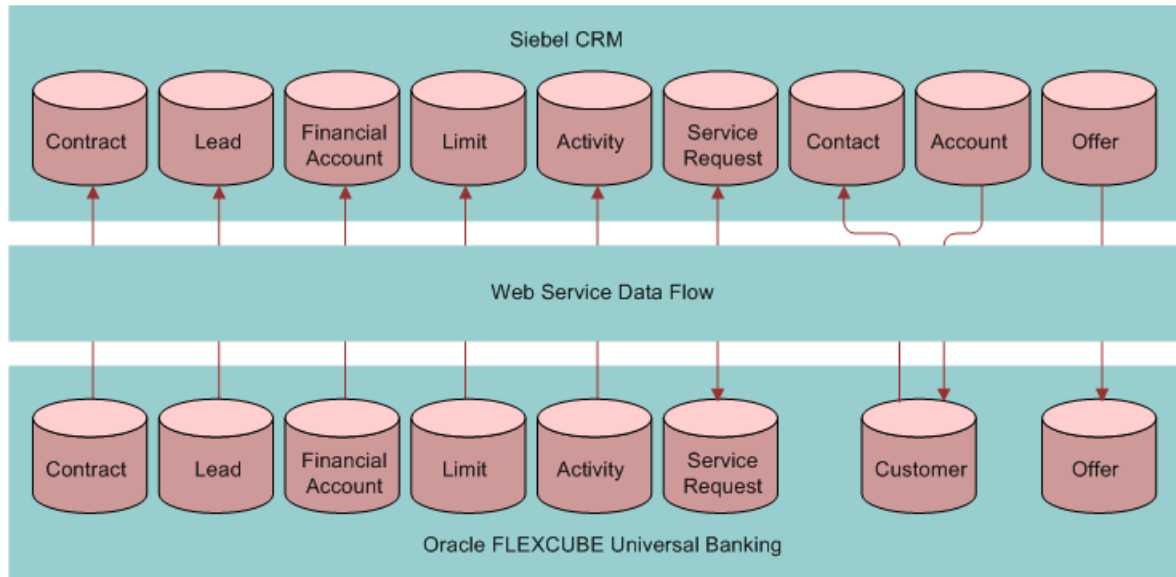


Figure 2. Online Data Synchronization

Business Process Integration Points

A business process integration point refers to a business task, such as creating a customer, the details of which are accessible to, and can optionally be modified by both applications in the Integration.

Siebel CRM Integration to Oracle FLEXCUBE Universal Banking supports the business process integration points described in Table 2. For each integration point, the source and target applications are indicated. The participating application that issues a Web service call to create or update a data entity, or that issues a data query, is termed the source application. The application in which the data entity is updated or created, or the application that provides the data requested in a query, is the target application.

Table 2. Business Process Integration Points

Integration Point	Source Application	Target Application
Customer modification (amendment) information	Bidirectional	Bidirectional
Inquiry from Siebel CRM to Oracle FLEXCUBE Universal Banking: <ul style="list-style-type: none"> ■ Checking account, saving account (CASA) inquiry ■ Standing instruction inquiry ■ Retail term deposit account inquiry ■ Retail term deposit redemption inquiry ■ Corporate deposit inquiry ■ Loan account inquiry ■ Limit inquiry ■ CASA transaction inquiry ■ Bills and collections inquiry ■ Letter of credit inquiry ■ Guarantees inquiry ■ Single customer view to view customer data that is not stored in Siebel CRM 	Siebel CRM	Oracle FLEXCUBE Universal Banking
Lead creation	Oracle FLEXCUBE Universal Banking	Siebel CRM
New customer data, including Know Your Customer (KYC) validation	Oracle FLEXCUBE Universal Banking	Siebel CRM
Customer CASA information and customer CASA amendment information	Oracle FLEXCUBE Universal Banking	Siebel CRM
Term deposit account and term deposit account amendment information	Oracle FLEXCUBE Universal Banking	Siebel CRM
Corporate deposit account information		

Table 2. Business Process Integration Points

Integration Point	Source Application	Target Application
Loan account information, loan account reassignment information, and loan account amendment information	Oracle FLEXCUBE Universal Banking	Siebel CRM
Activity creation	Oracle FLEXCUBE Universal Banking	Siebel CRM
Service request inquiry and amendment information and new service request information	Oracle FLEXCUBE Universal Banking	Siebel CRM
Customer or prospect search	Oracle FLEXCUBE Universal Banking	Siebel CRM
Offers inquiry for existing customers	Oracle FLEXCUBE Universal Banking	Siebel CRM

Solution Assumptions and Constraints

The following are the Integration solution assumptions and constraints:

- The files provided by the Integration to allow the batch synchronization of data support Oracle Database only.
- For customer address data the following applies:
 - Only the primary customer address is synchronized between Oracle FLEXCUBE Universal Banking and Siebel CRM.
 - Nonprimary addresses in Siebel CRM are not deleted or updated.
- If the lengths defined for corresponding columns in Siebel CRM and Oracle FLEXCUBE Universal Banking differ, then the data in the longer column is truncated during the synchronization process if the target column is smaller than the source column.
- Siebel CRM is the master application for the following data:
 - Customer
 - Service request
 - Activity
 - Offers
 - Leads
 - Customer relationships
- Oracle FLEXCUBE Universal Banking is the master application for the following data:
 - Products and prices
 - Branch
 - Financial account

- Limit
 - Mandate
 - Standing instructions
 - Contracts
 - Transactions
- A limited set of Oracle FLEXCUBE Universal Banking bank branch information is stored in Siebel CRM as an internal division.

Software Requirements

Siebel CRM Integration to Oracle FLEXCUBE Universal Banking requires the following software:

- Siebel CRM version 8.2
- Oracle FLEXCUBE Universal Banking Release 11.0.6 with patch P01
- Oracle Data Integrator Release 11.1.1.3.0

For information on obtaining and installing Siebel CRM and Oracle FLEXCUBE Universal Banking, see the product documentation.

Related Documentation

This topic lists additional documentation that provides information for Siebel CRM Integration to Oracle FLEXCUBE Universal Banking.

Siebel CRM Documentation

For additional information on the integration of Siebel Finance with Oracle FLEXCUBE Universal Banking, see *Siebel Finance Guide* on Oracle Technology Network.

NOTE: The Siebel Bookshelf is available on Oracle Technology Network (<http://www.oracle.com/technetwork/indexes/documentation/index.html>) and Oracle Software Delivery Cloud. It might also be installed locally on your intranet or on a network location.

Oracle FLEXCUBE Universal Banking Documentation

For additional information on integrating Oracle FLEXCUBE Universal Banking with Siebel CRM, see the following documents:

- *Siebel CRM Integration Interface User Manual*
- *FCUBS EBO Direct Build Utility User Guide*

These documents are provided on the CD containing the Oracle FLEXCUBE Universal Banking software.

Oracle Data Integrator Documentation

For more information about Oracle Data Integrator, see the following documentation on Oracle Technology Network:

- *Oracle® Fusion Middleware Developer's Guide for Oracle Data Integrator 11g Release 1*
- *Oracle® Fusion Middleware Installation Guide for Oracle Data Integrator 11g Release 1*

Oracle Fusion Middleware Application Integration Architecture Foundation Pack Documentation

For more information about Oracle Fusion Middleware Application Integration Architecture Foundation Pack, see the following documentation on Oracle Technology Network:

- *Oracle® Fusion Middleware Concepts and Technologies Guide for Oracle Application Integration Architecture Foundation Pack 11g Release 1*
- *Oracle® Fusion Middleware Installation and Upgrade Guide for Oracle Application Integration Architecture Foundation Pack 11g Release 1*

3

Installing and Configuring the Integration

This chapter describes how to install and configure Siebel CRM Integration to Oracle FLEXCUBE Universal Banking. It contains the following topics:

- [Roadmap for Installing and Configuring the Integration on page 17](#)
- [Accessing the Integration Files on page 18](#)
- [Installing Oracle Data Integrator on page 18](#)
- [Process of Importing the Integration Repository Files in an Oracle Data Integrator Development Environment on page 20](#)
- [Process of Configuring Oracle Data Integrator in a Development Environment on page 24](#)
- [Process of Implementing the Integration in an Oracle Data Integrator Production Environment on page 30](#)
- [Process of Configuring Siebel Business Applications on page 33](#)
- [Configuring Oracle FLEXCUBE Universal Banking Integration Components on page 43](#)

Roadmap for Installing and Configuring the Integration

This topic describes the tasks involved in installing and configuring Oracle Data Integrator, and configuring Oracle FLEXCUBE Universal Banking and Siebel CRM to enable the Integration.

NOTE: In this guide, the term, *the Integration*, refers to Siebel CRM Integration to Oracle FLEXCUBE Universal Banking.

To install and configure the Integration, perform the following tasks and processes:

- 1 Install the required software listed in [“Software Requirements” on page 14](#).
For information on installing the software, see the product documentation.
- 2 [“Accessing the Integration Files” on page 18](#).
- 3 [“Installing Oracle Data Integrator” on page 18](#).
- 4 [“Process of Importing the Integration Repository Files in an Oracle Data Integrator Development Environment” on page 20](#).
- 5 [“Process of Configuring Oracle Data Integrator in a Development Environment” on page 24](#).
- 6 [“Process of Implementing the Integration in an Oracle Data Integrator Production Environment” on page 30](#).
- 7 [“Process of Configuring Siebel Business Applications” on page 33](#).
- 8 [“Configuring Oracle FLEXCUBE Universal Banking Integration Components” on page 43](#).

Accessing the Integration Files

The software required for Siebel CRM Integration to Oracle FLEXCUBE Universal Banking is provided with the Siebel Tools client application. The following procedure describes how to access the Integration files.

This task is a step in [“Roadmap for Installing and Configuring the Integration”](#) on page 17.

To access the Integration files

- 1 Install the Siebel Tools client.

For more information, see *Siebel Installation Guide* for the operating system you are using.

- 2 In the Siebel Tools installation directory, navigate to the REPPATCH directory, for example, navigate to \Siebel\8.2\Tools_1\REPPATCH\, and locate the ACR548.zip file.
- 3 Unpack the ACR548.zip file to extract the integration files. These include:
 - The Oracle Data Integrator work and master repository files used for the batch data loading process
 - Siebel Enterprise Integration Manager configuration files (IFB files) used for the batch data loading process
 - WSDL files used for the online synchronization of data

Installing Oracle Data Integrator

Before you can deploy the Integration files, you must install and configure Oracle Data Integrator. For general information on these tasks, see *Oracle® Fusion Middleware Installation Guide for Oracle Data Integrator 11g Release 1*. This topic describes the specific installation and configuration tasks required for Siebel CRM Integration to Oracle FLEXCUBE Universal Banking.

This task is a step in [“Roadmap for Installing and Configuring the Integration”](#) on page 17.

To install Oracle Data Integrator

- 1 Perform the following preinstallation tasks:
 - Create a database schema to store the Oracle Data Integrator work repository and master repository.
 - Ensure that the schema owners of the Oracle FLEXCUBE Universal Banking and Siebel databases are assigned the following privileges:
 - Create and drop table
 - Create and drop synonym
 - Insert, update, and delete table
 - Create and drop view
 - Create and drop procedure

- Create and drop sequence
 - Create and drop triggers
 - Create and drop DB Links
 - Create and drop functions
 - Create and drop packages
- 2** Install Oracle Data Integrator as described in *Oracle® Fusion Middleware Installation Guide for Oracle Data Integrator*. Select the following installation options:
- In the Select Installation Type screen, select ODI Studio (with local agent). You can optionally choose to install the Standalone Agent.
 - In the Repository Configuration screen, select the Skip Repository Configuration option.
- 3** After the installation process has completed, configure a connection between Oracle Data Integrator and the master repository as follows:
- a** Start ODI Studio.
 - b** From the ODI menu, choose File, and then the New menu item.
 - c** In the New Gallery window, select ODI from the General category, then select the option, Create a New ODI Master Login.
 - d** In the Repository Connection Information window, enter ODI and database connection information using values similar to that shown in the following table.

Section	Parameter	Value
Oracle Data Integrator Connection	Login Name	Enter a connection alias, for example, Master Repository.
	User	Enter the value SUPERVISOR for the ODI supervisor user name.
	Password	Enter the value SUPERVISOR for the password associated with the supervisor user.

Section	Parameter	Value
Database Connection (Master Repository)	User	Enter the user ID of the owner of the tables created for the master repository.
	Password	Enter the password associated with the table owner user ID.
	Driver List	Select the driver required to connect to the database where the master repository is defined, for example, Oracle JDBC Driver.
	Driver Name	Enter the driver name, for example, oracle.jdbc.driver.OracleDriver.
	URL	Enter the complete path of the data server hosting the master repository.
Work Repository	Master Repository Only	Select this option.

- e Click the Test button to verify that the connection is working.
- f Click OK.

Process of Importing the Integration Repository Files in an Oracle Data Integrator Development Environment

This topic describes how to import the repository files required for the Integration into an Oracle Data Integrator development environment.

This process is a step in [“Roadmap for Installing and Configuring the Integration”](#) on page 17.

To deploy the Integration files, perform the following tasks:

- 1 [“Importing the Master Repository for the Integration”](#) on page 20
- 2 [“Creating a Work Repository”](#) on page 21
- 3 [“Importing the Work Repository for the Integration”](#) on page 22

For additional information on these tasks, see *Oracle® Fusion Middleware Developer's Guide for Oracle Data Integrator 11g Release 1*.

Importing the Master Repository for the Integration

This topic describes how to import the master repository for the Integration from the Master_Repository.zip file.

This task is a step in [“Process of Importing the Integration Repository Files in an Oracle Data Integrator Development Environment” on page 20](#) and [“Process of Implementing the Integration in an Oracle Data Integrator Production Environment” on page 30](#).

The following procedure describes how to import the master repository.

To import the master repository

- 1 Start ODI Studio.
- 2 From the ODI menu, choose File, and then the New menu item.
- 3 In the Categories tree, select ODI.
- 4 In the Items list, select Master Repository Import Wizard.
- 5 In the Repository Connection screen, specify Database Connection and Repository Configuration information as follows:
 - **Database Connection.** The values you specify for the Database Connection parameters must be the same as those specified when you configured the connection between Oracle Data Integrator and the master repository as described in [Step 3 on page 19](#).
Click the Test Connection button to test the database connection, then click Next. Ensure the connection is working before proceeding.
 - **Repository Configuration.** Select the Use a Zip File option, and enter the path to the Master_Repository.zip file that you accessed in Siebel Tools. For information, see [“Accessing the Integration Files” on page 18](#).
- 6 In the Password Storage screen, accept the default option, Use Password Storage Configuration specified in Export. By selecting this option, the user name and password values that are configured in the repository are used to log in to Oracle Data Integrator. These values are:
 - User: SUPERVISOR
 - Password: SUPERVISOR
- 7 Click Finish.
Oracle Data Integrator imports the master repository.

Creating a Work Repository

Before importing the Integration work repository from the Workrep.zip file, you must create a new work repository.

This task is a step in [“Process of Importing the Integration Repository Files in an Oracle Data Integrator Development Environment” on page 20](#) and [“Process of Implementing the Integration in an Oracle Data Integrator Production Environment” on page 30](#).

To create a work repository

- 1 In ODI Studio, open the Topology navigator.

- 2 Navigate to Repositories, then Work Repositories.
- 3 Right-click, then select the New Work Repository option.
- 4 In the ODI Work Repository connection properties screen, specify the values listed in the following table.

Parameter	Value
Technology	Select the technology of the server that is to host the work repository, for example, Oracle.
JDBC Driver	Specify the driver required to connect to the database where the work repository is defined.
JDBC URL	Enter the complete path of the data server hosting the work repository.
User	Enter the user ID of the owner of the tables that are to be created for the work repository.
Password	Enter the password associated with the table owner user ID.

- 5 Click the Test Connection button to verify that the connection is working, then click Next.
- 6 On the Specify ODI Work Repository properties screen, specify values for the parameters listed in the following table.

Parameter	Value
Id	Assign a unique number to the work repository.
Name	Enter a name for the work repository, for example, WORKREP1.
Work Repository Type	Select Development if you are implementing the Integration in a development environment. Select Production if you are implementing the Integration in a production environment.

- 7 Click Finish.
The work repository is created.
- 8 Disconnect from the master repository by navigating to the ODI menu option, then selecting the Disconnect "*repository_name*" option.

Importing the Work Repository for the Integration

The task of importing the Integration work repository involves creating a new work repository login, connecting to the work repository you previously created, and then importing the Integration work repository. The following procedure describes these tasks.

This task is a step in [“Process of Importing the Integration Repository Files in an Oracle Data Integrator Development Environment”](#) on page 20.

To import the work repository for the Integration

- 1 Start ODI Studio.
- 2 From the ODI menu, choose File, and then the New menu item.
- 3 In the Categories tree, select ODI.
- 4 In the Items list, select Create a New ODI Repository Login.
- 5 In the Repository Connection Information screen, specify the connection information as follows:
 - **Oracle Data Integrator Connection.** Enter the same values for the Connection parameters that you specified when configuring the connection between Oracle Data Integrator and the master repository as described in [“Installing Oracle Data Integrator”](#) on page 18.
 - **Database Connection (Master Repository).** Enter the same values for the Database Connection parameters that you specified when configuring the connection between Oracle Data Integrator and the master repository as described in [“Installing Oracle Data Integrator”](#) on page 18.
 - **Work Repository.** In the Work repository field, enter the name of the work repository you created in [“Creating a Work Repository”](#) on page 21, for example, WORKREP1.
- 6 Click the Test button to test the connection.
- 7 Click the Connect to Repository... link, then select the Work Repository connection.
- 8 Right-click the Designer Navigator, select Import, and then select the Work Repository option.
- 9 In the Import work repository dialog box, select the import mode from the Import Mode list. Select one of the following options:
 - Synonym Mode INSERT
 - Synonym Mode INSERT UPDATE
- 10 Select the Import from a Zip file option, and enter the path to the workrep.zip file. For information on this file, see [“Accessing the Integration Files”](#) on page 18.

NOTE: The import process can take between 30 and 50 minutes to complete. Wait until the import has completed before attempting to perform other operations in Oracle Data Integrator.

When the work repository import is completed the Import Report is displayed.

- 11 Perform the following substeps to explicitly import the work repository projects for the Integration to the work repository. Performing these steps ensures that global variables are mapped to scenarios when the scenarios are generated at a later stage.
 - a Unzip the workrep.zip file.
 - b Open the Operator navigator, right-click Scenarios, then select the Import Scenario menu item.
 - c In the File import directory field, enter the name of the folder containing the unzipped Workrep.zip file.

- d Select all the scenarios in the Select the file(s) to import list, then click OK.

Process of Configuring Oracle Data Integrator in a Development Environment

This topic describes how to configure Oracle Data Integrator for the Integration.

This process is a step in [“Roadmap for Installing and Configuring the Integration”](#) on page 17.

To configure Oracle Data Integrator, perform the following tasks:

- 1 [“Connecting to the Oracle FLEXCUBE Universal Banking and Siebel CRM Databases”](#) on page 24
- 2 [“Configuring a Context for the Integration”](#) on page 27
- 3 [“Configuring Integration Variables”](#) on page 28
- 4 [“Generating Scenarios for Integration Packages”](#) on page 30

Connecting to the Oracle FLEXCUBE Universal Banking and Siebel CRM Databases

In order for Oracle Data Integrator to perform bulk data uploads, it must be configured to connect to the Oracle FLEXCUBE Universal Banking and Siebel databases. This involves:

- 1 Creating a database link.
- 2 Configuring Oracle Data Integrator to connect to the Oracle FLEXCUBE database.
- 3 Configuring Oracle Data Integrator to connect to the Siebel database.

Each of these tasks is described in the following topics.

This task is a step in [“Process of Configuring Oracle Data Integrator in a Development Environment”](#) on page 24.

Creating the Database Link

Database links are used to transfer data between the Oracle FLEXCUBE Universal Banking and Siebel databases. Use SQL*Plus or any other database tool to create the database link in the Siebel database to access data from the source Oracle FLEXCUBE Universal Banking database.

The following procedure describes how to create the database link.

To create the database link

- 1 Enter the following command:

```
CREATE DATABASE LINK database link name
```



```
{CONNECT TO oracle user ID
IDENTIFIED BY remote oracle user's password}
USING 'dbstring' ;
```

where:

- *database link name* is the name you assign to the database link
- *oracle user id* is the user ID used to connect to the remote Oracle FLEXCUBE database
- *remote oracle user's password* is the password associated with the *oracle user ID*
- *dbstring* is the name of the service used to connect to the database

- 2 Use the following query to verify that the database link is successfully created:

```
SELECT DB_LINK FROM ALL_DB_LINKS
```

For example, the following SQL statements create a database link in the local Siebel database that connects to the AADEV2 database, with the FCDEV116 user ID, using the service name AADEV2.

```
CREATE DATABASE LINK AADEV2
CONNECT TO FCDEV116
IDENTIFIED BY FCDEV116
USING '(DESCRIPTION =
  (ADDRESS = (PROTOCOL = TCP) (HOST = 10.184.74.142) (PORT = 1521))
  (CONNECT_DATA =
    (SERVER = DEDICATED)
    (SERVICE_NAME = AADEV2 )
  )
)'
```

Configuring Oracle Data Integrator to Connect to the Oracle FLEXCUBE Universal Banking Database

The procedure in this topic describes how to configure Oracle Data Integrator to connect to the Oracle FLEXCUBE Universal Banking database.

To configure Oracle Data Integrator to connect to the Oracle FLEXCUBE database

- 1 Start ODI Studio, and connect to the ODI work repository you created previously, for example, WORKREP1.
- 2 Open the Topology Navigator, then navigate to Physical Architecture, Technologies, Oracle, and then Oracle FC Server.

- 3 Select Oracle FC Server, then click the Definition tab.
- 4 Specify values for the following Data Server definition parameters:
 - In the Instance/dblink (Data Server) field, enter the name assigned to the database link you created in [“Creating the Database Link” on page 24](#).
 - In the User and Password fields, enter the user name and password that are used to connect to the remote Oracle FLEXCUBE Universal Banking database. Enter the same user and password values as those specified when creating the database link.
- 5 Click the JDBC tab, then specify values for the following parameters:
 - In the JDBC Driver field, select the driver used to access the Oracle FLEXCUBE database, for example, the Oracle JDBC driver.
 - In the JDBC URL field, enter the complete path to the Oracle FLEXCUBE Universal Banking database.
- 6 On the Topology Navigator, expand Oracle FC Server, select the FLEXCUBE data server, and select the Definition tab to view the Physical Schema definition details.
- 7 In the Physical Schema screen, do the following:
 - Enter the name of the Oracle FLEXCUBE database in the Schema (Schema) and Schema (Work Schema) fields.

The Work Schema is a temporary store for objects required at run time. Depending on how you have implemented Oracle Data Integrator, the Schema and Work Schema can be the same or different. If these schemas are different, the user specified in [Step 4 on page 26](#) must have privileges to both.
 - Click the Default button.

Configuring Oracle Data Integrator to Connect to the Siebel Database

The procedure in this topic describes how to configure Oracle Data Integrator to connect to the Siebel database.

To configure Oracle Data Integrator to connect to the Siebel database

- 1 Start ODI Studio and connect to the ODI work repository you created previously, for example, WORKREP1.
- 2 Open the Topology Navigator, then navigate to Physical Architecture, Technologies, Oracle, and then Oracle Release Server.
- 3 In the Data Server editor, specify values for the following Data Server definition parameters:
 - In the Instance/dblink (Data Server) field, enter the name of the Siebel database.
 - In the User and Password fields, enter the user name and password that are used to connect to the Siebel database.
- 4 Click the JDBC tab, then specify values for the following parameters:

- In the JDBC Driver field, select the driver used to access the Siebel database, for example, the Oracle JDBC driver.
 - In the JDBC URL field, enter the complete path to the Siebel database.
- 5 Click the Test Connection button to verify that the connection settings are correct.
 - 6 In the Topology Navigator, expand Oracle Release Server, select the Siebel data server, and open the Physical Schema definition.
 - 7 In the Physical Schema screen, do the following:
 - Enter the name of the Siebel database in the Schema (Schema) and Schema (Work Schema) fields.

The Work Schema is a temporary store for objects required at run time. Depending on how you have implemented Oracle Data Integrator, the Schema and Work Schema can be the same or different. If these schemas are different, the user specified in [Step 3 on page 26](#) must have privileges to both.
 - Click the Default button.

Configuring a Context for the Integration

In an Oracle Data Integrator implementation, a context comprises all the physical resources belonging to a specific environment, for example, the resources in a production or development environment. Contexts are used to link components of the physical architecture (the physical resources) with components of the logical architecture. You must create a context for the Integration as described in this topic.

This task is a step in [“Process of Configuring Oracle Data Integrator in a Development Environment” on page 24](#)

To configure a context for the Integration

- 1 Start ODI Studio, and connect to the ODI work repository you created previously, for example, WORKREP1.
- 2 Open the Topology Navigator, then navigate to Contexts.
- 3 Do one of the following:
 - Create a new context for running the ODI interfaces by right-clicking, and selecting New Context.
 - Select the existing default value, Release Context, for running ODI Interfaces.
- 4 If you are creating a new context, then enter the context name in the Name field.
- 5 To relate the logical and physical schemas for the Oracle FLEXCUBE and Siebel database servers, do the following:
 - a Click the Schemas tab.
 - b In the Logical Schema column, select the Siebel CRM logical schema.

- c** In the associated Physical Schemas column, select the physical schema to associate with the Siebel CRM logical schema.
 - d** Repeat steps [Step b](#) and [Step c](#) for the Oracle FLEXCUBE logical schema.
- 6** To verify that the context, for example, Release Context, is correctly assigned to the Siebel CRM and Oracle FLEXCUBE logical schemas, do the following:
- a** In the Topology Navigator, navigate to Logical Architecture, Technologies, Oracle, and then Oracle FC Server.
 - b** In the Logical Schema editor, verify that the context specified for Oracle FC Server is Release Context.
 - c** In the Topology Navigator, select the Oracle Release Server.
 - d** In the Logical Schema editor, verify that the context specified for Oracle Release Server is Release Context.

Configuring Integration Variables

In Oracle Data Integrator, you can create and store the following variables, which can then be used in various projects:

- **Global variables.** Use in all projects.
- **Project variables.** Use in specific projects.

Oracle Data Integrator variables store single values, for example, a string, a number, or a date, which can be updated at run time. This topic describes how to modify the global and project variables required by the Integration.

This task is a step in [“Process of Configuring Oracle Data Integrator in a Development Environment” on page 24](#)

To configure integration variables

- 1** Start ODI Studio and connect to the ODI work repository you created previously, for example, WORKREP1.
- 2** Open the Designer navigator, then navigate to Others, and then Global Variables.
- 3** Select each of the variables shown in the following table in turn, open the variable, and in the Variable editor screen, set the default value of the variable as indicated in the following table.

Global Variable	Default Value
FINS_BIB_Enterprise_Server	Specify the name of the Siebel Enterprise Server, for example, siebel.
FINS_BIB_Gateway_Server	Specify the name and port number of the Siebel Gateway Name Server.

Global Variable	Default Value
FINS_BIB_Log_Path	Enter the path to the directory where you want to store Server Manager log files for Enterprise Integration Manager jobs.
FINS_BIB_Username	The Siebel user name used for connecting to the Siebel Enterprise, for example, SADMIN.
FINS_BIB_Password	The password associated with the Siebel user name defined in FINS_BIB_Username.
FINS_BIB_Siebel_Path	Enter the full path to the Siebel installation directory that contains the srvmgr.exe file.
FINS_BIB_Siebel_Server	Specify the name of the Siebel Server on which the Siebel Enterprise Integration Manager component runs.
FINS_BIB_Default_Organization	Specify the name of the organization for which you want to load data. This variable is applicable for Product and Branch data only.
FINS_BIB_EIM_ErrorFlags	Specify the event log level for the Siebel Enterprise Integration Manager component. For additional information on changing log levels, see <i>Siebel Enterprise Integration Manager Administration Guide</i> .
FINS_BIB_EIM_SQLFlags	Specify a value of 8 to log all SQL statements that make up the Siebel Enterprise Integration Manager task. For additional information, see <i>Siebel Enterprise Integration Manager Administration Guide</i> .
FINS_BIB_EIM_TraceFlags	Specify the trace log level for the Enterprise Integration Manager component. For additional information, see <i>Siebel Enterprise Integration Manager Administration Guide</i> .

- 4 In the Designer navigator, navigate to Projects, BIB BRANCH, Variables, and then FINS_BIB_Organization.
- 5 In the Variable editor screen, set the default value of the variable to the name of the bank for which branch data is to be loaded.
- 6 A Siebel organization must be created for the bank for which branch data is to be loaded before starting the branch data load. To create a Siebel organization, perform the following steps:
 - a Log in to the Siebel Financial Services application.
 - b Navigate to the Administration - Group screen, then the Organizations view.
 - c In the form, add a new record and complete the necessary fields.

For detailed information on creating organizations and divisions, see *Siebel Security Guide*.

Generating Scenarios for Integration Packages

Generating a scenario for an object compiles the code required to deploy and execute the object in a production environment. This topic describes how to generate scenarios for the packages provided by the Integration.

This task is a step in [“Process of Configuring Oracle Data Integrator in a Development Environment” on page 24](#).

The following procedure describes how to generate scenarios for the Integration packages.

To generate scenarios for the Integration packages

- 1 Start ODI Studio, and connect to the ODI work repository that you created previously, for example, WORKREP1.
- 2 Open the Designer navigator, then navigate to Projects, BIB BRANCH, First Folder, Packages, and then FINS_BIB_BRANCH_PKG.
- 3 Right-click the package, then select the Generate Scenario menu item.
- 4 Click OK in the New Scenario dialog box to select the default scenario name and version.
New scenarios are named after the component by default.
- 5 In the Designer navigator, navigate to the relevant project for each package listed in the following table, then repeat [Step 3](#) and [Step 4](#) for each of the packages.

Project Name	Package
BIB INITIAL SETUP	FINS_BIB_INITIAL_SETUP
BIB PRODUCT	FINS_BIB_PRODUCT_PKG
BIB PRODUCT	FINS_BIB_PRODUCT_RATE_PKG
BIB LIMIT MANDATE	FINS_BIB_LIMIT_PKG
BIB LIMIT MANDATE	FINS_BIB_MANDATE_PKG
BIB CONTRACTS	FINS_BIB_CONTRACT_PKG

Process of Implementing the Integration in an Oracle Data Integrator Production Environment

After deploying the integration files, configuring Oracle Data Integrator, and generating scenarios for the packages provided by the Integration in the Oracle Data Integrator development environment, you can deploy the Integration in the Oracle Data Integrator production environment.

This process is a step in [“Roadmap for Installing and Configuring the Integration” on page 17](#).

To implement the Integration in an Oracle Data Integrator production environment, perform the following tasks:

- 1 [“Importing the Master Repository for the Integration” on page 20](#)
- 2 [“Creating a Work Repository” on page 21](#)
- 3 [“Importing Scenarios to the Production Environment” on page 31](#)

Importing Scenarios to the Production Environment

This topic describes how to export the Integration scenarios from the Oracle Data Integrator development environment and import the scenarios into the production environment. It also describes how to modify scenario variables in the production environment. For detailed information on importing and exporting Oracle Data Integrator objects, see *Oracle® Fusion Middleware Developer's Guide for Oracle Data Integrator*.

This task is a step in [“Process of Implementing the Integration in an Oracle Data Integrator Production Environment” on page 30](#).

When Oracle Data Integrator scenarios are generated in a development environment, the default values of the global and project variables used in the scenarios relate to the development environment. When Oracle Data Integrator is then deployed in the production environment, these default values might not apply.

To ensure that the values of the variables used in scenarios are appropriate when scenarios are transferred to the production environment, use one of the following methods:

- Change the values of the Global and Project variables in the development environment to the correct values for the production environment, and then generate the scenarios. For more information, see [“Configuring Integration Variables” on page 28](#).
- Manually modify the Global and Project variables used in the scenarios in the production environment. For more information, see [“Modifying Scenario Variables in the Production Environment” on page 32](#).
- Pass the correct values of the Global and Project variables for the production environment to Oracle Data Integrator each time a scenario is run. Oracle Data Integrator overrides the default value of the variable with the value that is passed.

This option is available only if you have installed the Oracle Data Integrator Standalone Agent and can run scenarios from the command line. For additional information, see *Oracle® Fusion Middleware Developer's Guide for Oracle Data Integrator 11g Release 1*.

Transferring Scenarios Between Repositories

The following procedure describes how to export scenarios from the Oracle Data Integrator development environment and import the scenarios into the production environment.

To transfer scenarios between repositories

- 1 Perform the following steps to export the scenarios from the development environment work repository:
 - a After generating the Integration scenarios in a development environment as described in [“Generating Scenarios for Integration Packages” on page 30](#), open the Operator navigator and select Scenarios.
 - b Right-click the scenario that you want to export, then select the Export menu item.
 - c In the Export Directory field, enter the path to the directory where you want to export the scenario, then click OK.
 - d Repeat [Step c](#) for each scenario that you want to export.
- 2 To import the scenarios into the production environment work repository, perform the following steps:
 - a In the production environment, start ODI Studio, and connect to the ODI work repository.
 - b Open the Operator navigator, right-click Scenarios, then select the Import Scenario menu item.
 - c In the File import directory field, enter the name of the file import directory. Specify the name of the directory that you exported the scenario to in [Step 1](#).
 - d Select the files that you want to import, and then click OK.
 - e Click Yes to continue the import if a warning message appears stating that you are about to delete or replace objects.

When the import process is completed, a list of the imported objects is displayed.

Modifying Scenario Variables in the Production Environment

You must update the variables in the scenarios that are imported to the production environment by replacing any variable value that contains information specific to the development environment with the corresponding values for the production environment. The following procedure describes this task.

To modify scenario variables in the production environment

- 1 In the Operator navigator, navigate to Scenarios, *Scenario Name*, Variables, *Variable Name* where:
 - *Scenario Name* is the name of the imported scenario
 - *Variable Name* is the name of the variable to be updated
- 2 In the Scenario Variable editor, change the value in the Default Value field to the appropriate value for the production environment.
- 3 For each of the imported scenarios, repeat [Step 1](#) and [Step 2](#) for the following variables:
 - FINS_BIB_Default_Organization
 - FINS_BIB_EIM_ErrorFlags

- FINS_BIB_EIM_SQLFlags
- FINS_BIB_EIM_TraceFlags
- FINS_BIB_Enterprise_Server
- FINS_BIB_Gateway_Server
- FINS_BIB_Log_Path
- FINS_BIB_Organization
- FINS_BIB_Password
- FINS_BIB_Siebel_Path
- FINS_BIB_Siebel_Server
- FINS_BIB_Username

Process of Configuring Siebel Business Applications

This topic describes the tasks you must complete to configure your Siebel financial application for the Integration. For additional information on the Siebel CRM finance applications, see *Siebel Finance Guide*.

This process is a step in [“Roadmap for Installing and Configuring the Integration”](#) on page 17.

To configure Siebel Business Applications, perform the following tasks:

- [“Configuring the Workflow Monitor Agent”](#) on page 33
- [“Configuring the Workflow Process Manager Component”](#) on page 35
- [“Configuring JMS for Outbound Web Services Using Advanced Queuing”](#) on page 35
- [“Modifying Lists of Values”](#) on page 39
- [“\(Optional\) Setting Up Additional Product Features”](#) on page 40
- [“Activating Integration Workflows”](#) on page 40
- [“Configuring Outbound Web Services”](#) on page 42
- [“Setting System Preferences”](#) on page 43

Configuring the Workflow Monitor Agent

This topic describes how to configure the Workflow Monitor Agent that is used to monitor workflow policies used in the Integration.

This task is a step in [“Process of Configuring Siebel Business Applications”](#) on page 33.

The Integration uses the Workflow Monitor Agent BIB Customer workflow to monitor customer workflow policies. Configuring this component involves:

- Creating a Workflow Monitor Agent, Workflow Monitor Agent BIB Customer
- Configuring the Workflow Monitor Agent BIB Customer component

Creating a Workflow Monitor Agent to Monitor Customer Workflow Policies

The procedure in this topic describes how to create a new Workflow Monitor Agent to monitor the customer workflow policies used in the Integration.

To create a Workflow Monitor Agent to monitor customer workflow policies

- 1 Log in to the Siebel Financial Services application.
- 2 Navigate to the Administration - Server Configuration screen, Enterprises, and then the Component Definitions view.
- 3 In the Component field, select Workflow Monitor Agent, and then make a copy of the record by selecting the Copy Record menu item.
- 4 Set values for the new record as shown in the following table.

Field	Value
Component	Workflow Monitor Agent BIB Customer
Alias	WorkMonBiBCust
Component Group	Workflow Management
Description	Monitors Workflow Manager events for BIB Customer

- 5 Click the Activate button to activate the new component, then Click the Synchronize button to synchronize the component.
- 6 Restart the Siebel Server.
For information on this task, see *Siebel System Administration Guide*.

Configuring the Workflow Monitor Agent BIB Customer Component

This topic describes how to configure the Workflow Monitor Agent BIB Customer component created previously.

To configure the Workflow Monitor Agent BIB Customer component

- 1 Log in to the Siebel Financial Services application.
- 2 Navigate to the Administration - Server Configuration screen, then the Servers view.
- 3 In the Siebel Servers list, select the server that you want to configure.
- 4 In the Component field, select Workflow Monitor Agent BIB Customer.

- 5 In the Parameters form, set the values of the parameters as shown in the following table.

Parameter	Value
Group Name	BIB Customer
Action Interval	5
Sleep Time	10
Default Tasks	1

- 6 Restart the Siebel Server.

For information on this task, see *Siebel System Administration Guide*.

Configuring the Workflow Process Manager Component

This topic describes how to configure Siebel Server parameter values for the Workflow Process Manager component used in the Integration.

This task is a step in [“Process of Configuring Siebel Business Applications”](#) on page 33.

To configure the Workflow Process Manager

- 1 Log in to the Siebel Financial Services application.
- 2 Navigate to the Administration - Server Configuration screen, Servers, and then the Components view.
- 3 In the Component field, select Workflow Process Manager.
- 4 In the Parameters form, select Business Service Query Access in the Parameter field, and set the Value field to Workflow Process Manager.

Configuring JMS for Outbound Web Services Using Advanced Queuing

When updates are made in Siebel CRM to accounts or contacts, either a Siebel run-time event or a workflow policy is triggered to send the updated data to Oracle FLEXCUBE Universal Banking. The run-time event or workflow policy in turn causes one of the following Siebel workflows to be invoked:

- FINS BIB Account Info Update FC Workflow
- FINS BIB Contact Info Update FC Workflow

When each of these workflows is invoked, it submits a request, using the EAI JMS Transport business service, to the JMS queue hosted by Oracle FLEXCUBE Universal Banking. This topic describes how to set up the Java environment for the Integration and how to configure and test the EAI JMS Transport business service used in the Siebel outbound Web services.

This task is a step in “[Process of Configuring Siebel Business Applications](#)” on page 33.

Installing and Configuring the Java Environment

The following procedure describes how to set up your Java environment.

To install and configure your Java environment

- 1 Verify that Java Runtime Environment (JRE) 1.6 is installed on the computer on which your Siebel Server runs.

For information on downloading JRE, see *Siebel System Requirements and Supported Platforms* on Oracle Technology Network.

- 2 Install the required JAR files:

- a Copy the following Siebel JAR files from the *SI EBSRVR_ROOT\CLASSES* directory to D: \JMS.

- Siebel.jar
- SiebelJI_enu.jar

where *SI EBSRVR_ROOT* is the installation directory for Siebel Server.

NOTE: If this directory is not present, then create it.

- b Copy the Wlfullclient.jar file to D: \JMS.

The wlfullclient.jar file is provided by Oracle FLEXCUBE Universal Banking, the Web service provider.

- 3 Create the jndi.properties file on the Siebel Server in the D: \JMS directory. The jndi.properties file specifies the connection values that the Siebel Server uses to look up queues and their connection factories dynamically. Specify the following values for the jndi.properties file:

```
j ava. nami ng. factory. i ni ti al =webl ogi c. j ndi . WLI ni ti al ContextFactory
```

```
j ava. nami ng. provi der. url =FLEXCUBE i paddress and port name
```

```
j ava. nami ng. securi ty. pri nci pal =webl ogi c
```

```
j ava. nami ng. securi ty. credenti al s=webl ogi c#1
```

where *FLEXCUBE i paddress and port name* is the remote method invocation (RMI) URL used to connect to Oracle FLEXCUBE Universal Banking.

- 4 Create the JVM subsystem used in Siebel CRM, and specify the profile parameters for the subsystem as shown in the following table.

Name	Alias	Data Type	Value
JVM Classpath	Classpath	String	D: \JMS\Si ebel . j ar; D: \JMS\Si ebel JI _enu. j ar; D: \JMS\wl ful l cl i ent. j ar; . ; D: \JMS
JVM DLL Name	DLL	String	The path to the JVM library file, for example, in a Windows environment: C: \Sun\SDK\j dk\j re\bi n\server\j vm. dl l
JVM Options	VMOPTIONS	String	JVM-specific options for the log file, for example: -Dj ms. l og=D: \JMS\l og\j ms. l og

For detailed information on creating a JVM subsystem, see *Transports and Interfaces: Siebel Enterprise Application Integration*.

- 5 Stop and restart the Siebel Server for the changes to take effect.

Configuring and Testing the EAI JMS Transport Business Service

This topic describes how to configure and test the connection and queue information specified for the EAI JMS Transport business service. This service is invoked by the workflows that send updated contact and account data to Oracle FLEXCUBE Universal Banking from Siebel CRM.

The following procedure describes how to run the Business Service Simulator to test the EAI JMS Transport business service configuration.

To configure and test the EAI JMS Transport business service

- 1 Log in to the Siebel Financial Services application.
- 2 Navigate to the Administration - Business Service screen, then the Simulator view.
- 3 In the Simulator list, click New, and specify the values shown in the following table.

Field	Value
Service Name	EAI JMS Transport
Method Name	CheckAll

- 4 In the Input Arguments list, specify the input parameters for the Business Service method by clicking New and specifying the values shown in the following table.

Field	Value
Test Case #	1
Type	PropertySet

Field	Value
Property Name	ConnectionFactory
Property Value	JNDI name of the JMS connection factory, for example: j ava: comp/env/j ms/ MDBQCF Oracle FLEXCUBE Universal Banking provides this value.

- 5 To create an additional property set, click New again and specify the values shown in the following table.

Field	Value
Test Case #	1
Type	PropertySet
Property Name	SendQueue
Property Value	JNDI name for the JMS queue. For example: MDB_QUEUE_DA Oracle FLEXCUBE Universal Banking provides this value.

- 6 Click Run to run the simulator for the business service.

Updating Queue and Connection Factory Details for Outbound Web Services

After verifying the queue and connection factory details using the Business Service Simulator, you must update the Integration workflows for outbound Web services with this information.

To update queue and connection factory details for outbound Web services

- 1 In Siebel Tools, navigate to the Workflow Processes Object List Editor.
- 2 Query for each of the following workflows in turn:
 - FINS BIB Account Info Update FC Workflow
 - FINS BIB Contact Info Update FC Workflow
- 3 For each of the workflows, perform the following steps:
 - a Change the status of the workflow to In Progress.
 - b Right click the workflow, then select Edit Workflow Process.
 - c In the Send Message to JMS Queue step of the workflow, change the values for the following process properties to the values tested in [“Configuring and Testing the EAI JMS Transport Business Service”](#) on page 37:
 - ConnectionFactory
 - SendQueue

- d** Save the changes.
- e** Publish and activate the workflow by clicking the Publish/Activate button on the WF/Task Editor toolbar.

For detailed information on editing workflows using Siebel Tools, see *Siebel Business Process Framework: Workflow Guide* and *Using Siebel Tools*.

Modifying Lists of Values

Siebel CRM comes with many predefined lists of values (LOVs) that support the static lists displayed in the Siebel client. Before implementing the Integration, you must modify a number of LOVs as described in the following procedure. For detailed information on modifying LOVs, see *Siebel Applications Administration Guide*.

This task is a step in [“Process of Configuring Siebel Business Applications”](#) on page 33.

To modify the LOVs for the Integration

- 1** Log in to the Siebel Financial Services application.
- 2** Navigate to the Administration - Data screen, then the List of Values view.
- 3** Click the menu button, and then choose New Query.
- 4** Enter the Display Value for the record that you want to change in the Display Value field, for example, Citizen.
- 5** Click the menu button, then choose Run Query.

A list of records appears that includes the display value that you entered.

- 6** Select the record that you want to modify, and make the change. For example, for the record with a Display Value of Citizen, deselect the Active field.

7 Perform [Step 4](#) to [Step 6](#) for each of the records in the following table.

LOV_TYPE	Display Value	Change Required
FIN_CON_CITIZENSHIP	Citizen	Deselect the Active field.
FIN_CON_CITIZENSHIP	US Citizen	Deselect the Active field.
FIN_CON_CITIZENSHIP	Permanent Resident	Deselect the Active field.
FIN_CON_CITIZENSHIP	Resident Alien	Deselect the Active field.
FIN_CON_CITIZENSHIP	Non-Resident Alien	Deselect the Active field.
FIN_CON_CITIZENSHIP	Other	Deselect the Active field.
FIN_CON_CITIZENSHIP	Indian	Set the Order field to 7.
	British	Set the Order field to 8.
	American	Set the Order field to 9.

NOTE: If you choose to enable citizenship values other than Indian, British, or American, then set the Order field to a value of less than 100.

8 To see the modified list-of-values in the Siebel application, click Clear Cache.

(Optional) Setting Up Additional Product Features

The Integration loads product features information from Oracle FLEXCUBE Universal Banking to Siebel CRM. This product feature data is mapped to the following product features, which are provided as seed data in Siebel CRM:

- Check Book Facility
- Overdraft Facility
- Passbook Facility
- ATM Facility
- ILM Applicable
- Branch List in Siebel CRM

You can create additional product features in Siebel CRM if necessary. For more information, see *Siebel Product Administration Guide*.

This task is an optional step in [“Process of Configuring Siebel Business Applications” on page 33](#).

Activating Integration Workflows

The Integration uses a number of workflows that must be activated in Siebel CRM before data synchronization can occur. The following procedure describes this task.

This task is a step in [“Process of Configuring Siebel Business Applications”](#) on page 33.

To activate the Integration workflows

- 1 Log in to the Siebel Financial Services application.
- 2 Navigate to the Administration-Business Process screen, then the Workflow Deployment view.
- 3 In the Repository Workflow Processes list, query the Name field for each of the Integration workflows.
- 4 For each of the workflows, select the record, and click Activate.

Activate each of the following workflows in your Siebel application:

- FINS BIB Account Info Update FC Workflow
- FINS BIB Account Info Upsert SYNC Workflow
- FINS BIB Account Limit Upsert SYNC Workflow
- FINS BIB Activity Insert WF
- FINS BIB Activity Upsert Workflow
- FINS BIB Call Customer Info Update FAF Workflow
- FINS BIB Call Lead Info Upsert Workflow
- FINS BIB Contact Info Update FC Workflow
- FINS BIB Contact Info Upsert SYNC Workflow
- FINS BIB Contact Limit Upsert SYNC Workflow
- FINS BIB Contract Upsert Workflow
- FINS BIB Customer Info Create SYNC Workflow
- FINS BIB Customer Info Inquiry Workflow
- FINS BIB Customer Info Update FAF Workflow
- FINS BIB Deposit Account Create Workflow
- FINS BIB Deposit Account Update Workflow
- FINS BIB Financial Transaction Populate VBC Workflow
- FINS BIB GET Branch Loc
- FINS BIB Lead Info Upsert Workflow
- FINS BIB Loan Account Create Workflow
- FINS BIB Loan Account Update Workflow
- FINS BIB Offers Inquiry All Workflow
- FINS BIB Populate Schedule VBC from Profile Attribute
- FINS BIB Populate VBC from Profile Attribute

- FINS BIB Remove Account To Customer Relationship
- FINS BIB Remove Contact To Customer Relationship
- FINS BIB Service Request Info Upsert FAF Workflow
- FINS BIB Service Request Info Upsert SYNC Workflow
- FINS BIB Service Request Query SYNC Workflow
- FINS BIB Service Request Update Workflow
- FINS BIB Set XML Msg to Profile
- FINCORP BIB Deposit Account Info Upsert SYNC Workflow
- FINCORP BIB Deposit Account Update FAF Workflow
- FINCORP BIB Deposit Account Upsert FAF Workflow
- FINCORP BIB Loan Account Info Upsert SYNC Workflow
- FINCORP BIB Loan Account Update FAF Workflow
- FINCORP BIB Loan Account Upsert FAF Workflow
- Get Treatment Id

For detailed information on activating workflows in a Siebel client, see *Siebel Business Process Framework: Workflow Guide*.

Configuring Outbound Web Services

This topic lists the Siebel outbound Web services used in the Integration and describes how to configure these services to point to the Oracle FLEXCUBE Universal Banking server.

This task is a step in [“Process of Configuring Siebel Business Applications”](#) on page 33.

To configure outbound Web services

- 1 Navigate to the Administration - Web Services screen, then the Outbound Web Services view.
- 2 Select a Web service.
- 3 In the Service Ports list, change the address field to the URL of the Oracle FLEXCUBE Universal Banking server.
- 4 Perform [Step 2](#) and [Step 3](#) for each of the following Web services in turn:
 - BankGuaranteeService
 - CustomerPartyService
 - DepositAccountService
 - DocumentaryCollectionService
 - DocumentaryCreditService

- FinancialTransactionService
 - LineOfCreditService
 - LoanAccountService
- 5 Click the Clear Cache tab.

Setting System Preferences

This topic describes how to set the system preferences for the Siebel Financial Services application so that the features specific to Siebel CRM Integration to Oracle FLEXCUBE Universal Banking are enabled.

This task is a step in [“Process of Configuring Siebel Business Applications”](#) on page 33.

To set system preferences

- 1 Log in to the Siebel Financial Services application.
- 2 Navigate to the Administration - Application screen, then the System Preferences view.
- 3 Click the New button to create a new system preference, and enter the values shown in the following table.

Field	Value
System Preference Name	BIBEnabled
System Preference Value	Y
Description	To enable BIB specific flows

Configuring Oracle FLEXCUBE Universal Banking Integration Components

This topic provides a high-level overview of the tasks you must perform to install and configure Oracle FLEXCUBE Universal Banking components for the Integration. Detailed information on each of these tasks is available in the Oracle FLEXCUBE Universal Banking documentation provided with your application.

This task is a step in [“Roadmap for Installing and Configuring the Integration”](#) on page 17.

To install and configure Oracle FLEXCUBE Universal Banking integration components

- 1 Copy the contents of the installation files for Oracle FLEXCUBE Universal Banking from the CD provided by the Oracle FLEXCUBE Universal Banking product distribution group.
- 2 Consolidate the sources from the following releases in the order shown:
 - a FC_UBS_V.UM_11.0.0.0

b FCUBS_11.0.6 with patch P01

3 Install the Oracle FLEXCUBE Universal Banking application.

For information on this task, see the Oracle FLEXCUBE Universal Banking documentation that is provided with the product software.

4 Install and configure the Oracle FLEXCUBE Universal Banking integration components (the EBO Direct Build utility) that allow the Oracle FLEXCUBE Universal Banking and Siebel CRM applications to be integrated.

For detailed information on these tasks, see *FCUBS EBO Direct Build Utility User Guide*.

After configuring the Oracle FLEXCUBE Universal Banking integration components, you must perform several other tasks before the Oracle Data Integrator batch data processes can run. For information on these tasks, see ["Performing Batch Data Loading" on page 47](#).

4

Performing Batch Data Loading and Synchronization

This chapter describes how to perform the initial loading of batch data from Oracle FLEXCUBE Universal Banking to Siebel CRM and the ongoing synchronization of that data. It includes the following topics:

- [About Batch Data Loading and Synchronization on page 45](#)
- [Performing Batch Data Loading on page 47](#)
- [Performing Siebel Configuration Tasks After Importing Batch Data on page 49](#)
- [Batch Loading of Customer and Financial Account Data on page 50](#)
- [Updating Batch Data Periodically on page 50](#)

About Batch Data Loading and Synchronization

Oracle Data Integrator is used to perform the initial and on-going batch synchronization of data between Oracle FLEXCUBE Universal Banking and Siebel CRM. Oracle Data Integrator synchronizes data for the following entities:

- Branch
In Siebel CRM, a branch is mapped to a Siebel division.
- Product
- Product Rate
- Contracts
- Limit
- Mandate

During the Oracle Data Integrator configuration process, you generate scenarios for the Oracle Data Integrator packages that are provided with the Integration, as described in [“Generating Scenarios for Integration Packages” on page 30](#).

NOTE: In this guide, the term, *the Integration*, refers to Siebel CRM Integration to Oracle FLEXCUBE Universal Banking.

As shown in [Figure 3 on page 46](#), the scenarios perform the following steps:

- 1 Extract the data from the Oracle FLEXCUBE Universal Banking staging tables.
- 2 Load the extracted data into the Siebel Enterprise Integration Manager (EIM) tables.

- 3 Update the batch number variables, and start the Siebel EIM jobs using Siebel Server Manager. The batch number variables are used as input for running the Siebel EIM jobs.
- 4 The EIM jobs import the data into Siebel base tables.

Figure 3 illustrates the batch data synchronization process.

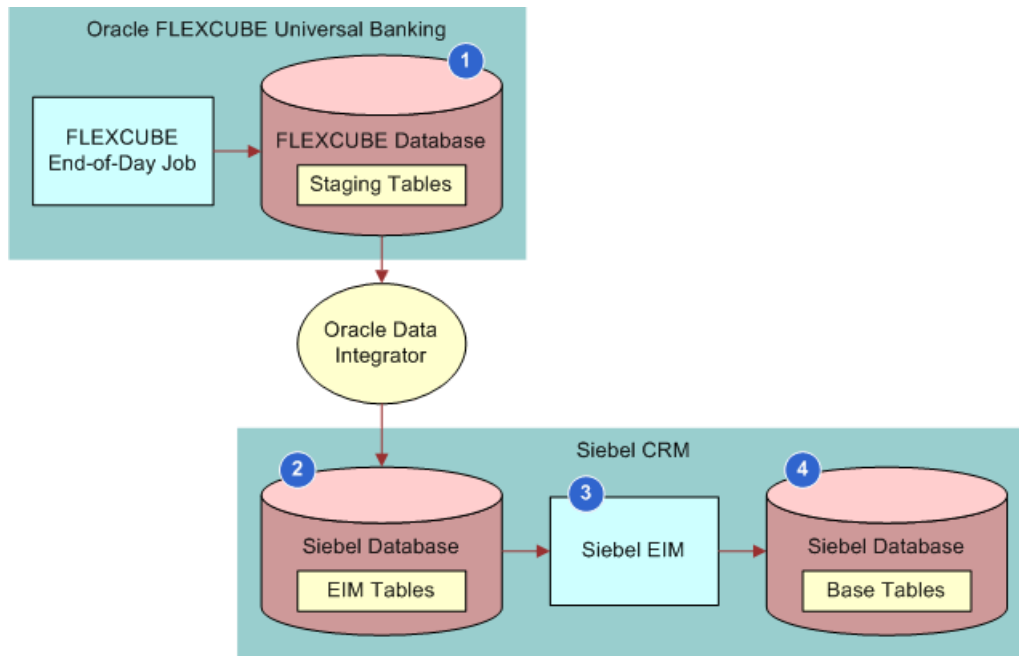


Figure 3. Batch Data Synchronization Process

For each entity that is batch loaded, Table 3 lists the Oracle FLEXCUBE Universal Banking staging table that stores the data that is transferred to Siebel CRM. Table 3 also lists the corresponding Siebel EIM table that the staging table data is loaded into.

Table 3. Staging Tables and Siebel EIM Tables Used in the Integration

Entity	Oracle FLEXCUBE Universal Banking Staging Tables	Siebel EIM Tables
Branch	STTM_BRANCH_HANDOFF	<ul style="list-style-type: none"> ■ EIM_FN_ACCNT1 ■ EIM_ADDR_PER
Product	CSTM_PRD_HANDOFF	<ul style="list-style-type: none"> ■ EIM_PROD_INT ■ EIM_PROD_LN
Account Class	STTM_ACLASS_HANDOFF	<ul style="list-style-type: none"> ■ EIM_PROD_INT1

Table 3. Staging Tables and Siebel EIM Tables Used in the Integration

Entity	Oracle FLEXCUBE Universal Banking Staging Tables	Siebel EIM Tables
Rate (Loans)	CLTM_LOAN_RATE_HDF	■ EIM_FN_CNDTN
Rate (Corporate Deposit)	LDTM_CDRATE_HANDOFF	■ EIM_FN_PRDINT1
Rate (CASA and Retail Deposit)	STTM_ACCLASS_UDE_VALHF; STTM_CHGRATE_HANDOFF	
Contract (Bills and Collections)	BCTB_CONTRACT_HANDOFF	■ EIM_ASSET ■ EIM_FN_ASSET
Contract (Letter Of Credit and Guarantees)	LCTB_CONTRACT_HANDOFF	■ EIM_FN_ASSET3
Limit	GETM_LIMITS_HANDOFF	EIM_FN_LIMIT
Mandate	PCTM_CLIENT_HANDOFF	EIM_FN_ASSET1

Table 4 lists each of the packages used by the Integration and the task performed by each package.

Table 4. Packages Used by the Integration

Package	Task
FINS_BIB_INITIAL_SETUP	Runs scripts to create the database entities required for other packages.
FINS_BIB_BRANCH_PKG	Loads branch data.
FINS_BIB_PRODUCT_PKG	Loads product data.
FINS_BIB_PRODUCT_RATE_PKG	Loads product rate data.
FINS_BIB_LIMIT_PKG	Loads limit data.
FINS_BIB_MANDATE_PKG	Loads mandate data.
FINS_BIB_CONTRACT_PKG	Loads contract data.

The way in which data in the staging tables is mapped to data in the Siebel EIM tables during the batch integration process is described in [Appendix B, “Data Mappings to Siebel EIM Tables.”](#)

Performing Batch Data Loading

This topic describes how to perform the initial batch loading of data from Oracle FLEXCUBE Universal Banking to Siebel CRM.

To perform the initial batch loading of data

- 1 Set up Oracle FLEXCUBE Universal Banking for the batch data integration as follows:
 - Create a user with read-only access to the staging tables from which Oracle Data Integrator extracts the data to be uploaded to Siebel CRM.
 - The staging tables are populated with data by batch programs after the end-of-day process is run, so ensure the following events have occurred:
 - The batch programs are configured in Oracle FLEXCUBE Universal Banking.
 - The end-of-day process is completed.

For information on these tasks, see *Siebel CRM Integration Interface User Manual*.

- 2 Locate the Siebel EIM configuration files provided with the Integration; the EIM configuration file extension is .ifb.

These files are located in *Siebel \8.2\Tools_1\REPPATCH\ACR548.zip*, where *Siebel \8.2\Tools_1* is the Siebel Tools 8.2 installation directory. For additional information, see [“Accessing the Integration Files” on page 18](#).

The Siebel EIM configuration files specify the type of EIM process to perform, data import in this case, define the data to import, and indicate the batch numbers to use. For additional information on Siebel EIM configuration files, see *Siebel Enterprise Integration Manager Administration Guide*.

- 3 Place the Siebel EIM configuration files in the *SI EBSRVR_ROOT\ADMIN* directory, where *SI EBSRVR_ROOT* is the Siebel Server installation directory on the computer where the Siebel Server is installed.

- 4 Run the Oracle Data Integrator integration scenarios to start the batch data loading.

To start the batch loading of data from Oracle FLEXCUBE Universal Banking to Siebel CRM, run each of the following scenarios that you generated in [“Generating Scenarios for Integration Packages” on page 30](#):

- FINS_BIB_PRODUCT_PKG
- FINS_BIB_PRODUCT_RATE_PKG
- FINS_BIB_LIMIT_PKG
- FINS_BIB_MANDATE_PKG
- FINS_BIB_CONTRACT_PKG
- FINS_BIB_BRANCH_PKG

You can run scenarios using one of the following methods:

- From the ODI Studio
- From a command line
- From the Standalone Agent if it is installed
- From the ODI scheduler

- From an external scheduler

For information on the various methods available for running scenarios, see *Oracle® Fusion Middleware Developer's Guide for Oracle Data Integrator 11g Release 1*.

- 5 After performing the batch data loading, check the following log files for errors:

- Log table BIB_ODI_ERROR_LOG.
- Siebel EIM log files.

The EIM log files are Server Manager error log files which are located in the directory specified by the FINS_BIB_Log_Path variable.

For information on these log files, see [“Siebel Log Files During Batch Data Loading” on page 73](#).

- 6 After importing data into the Siebel Financial Services application, use the business service simulator to run the ISS Authoring Import Export Service to release the imported data so it can be used in the Siebel application. Perform the following steps:

- a Log in to the Siebel Financial Services application.
- b Navigate to the Administration - Business Service screen, then the Simulator view.
- c In the Simulator list, click the New tab.
- d In the Service Name field, select ISS Authoring Import Export Service.
- e In the Method Name field, type the value Post_EIM_Upgrade. This method is hidden.
- f In the Input Arguments list, create a new record.
- g Set the Test Case# field to 1.
- h In the Property Name field, create a new property with the following values:
 - Property Name: ReportOnly
 - Property Value: FALSE
- i Click the Run tab to run the service.

Performing Siebel Configuration Tasks After Importing Batch Data

This topic describes the Siebel configuration tasks that must be performed after Oracle FLEXCUBE Universal Banking data has been batch loaded into Siebel CRM.

To perform Siebel configuration tasks after importing batch data

- 1 Stop the Workflow Monitor Agent.

For information on this task, see *Siebel Business Process Framework: Workflow Guide*.

- 2 Generate and verify triggers as follows:

- a Use the following srvrmgr (Server Manager) command to generate triggers:

```
start task for comp gentrig with  
exec=True, remove=False, PrivUser=UserName, PrivUserPass=Password
```

where *UserName* and *Password* are the assigned privileged user name and password.

- b** Verify the task:
 - Log in to the Siebel Financial Services application.
 - Navigate to the Administration-Server Management screen, then the Components view.
 - In the components list, select Generate Triggers, then click the Tasks view and verify that the most recent task for the Generate Triggers component completed successfully.

For additional information on generating triggers, see *Siebel Business Process Framework: Workflow Guide*.

- 3** Restart the Workflow Monitor Agent component.
- 4** Create an integration user as follows:
 - a** Log in to the Siebel Financial Services application.
 - b** Navigate to the Administration - User screen, then the Employees view.
 - c** In the employees list, select the record for the Siebel administrator.
 - d** Select the check box in the Integration User Flag field for this employee.

A user must be designated as the integration user; this user's credentials are used by the Siebel application to accept inbound Web service calls from Oracle FLEXCUBE Universal Banking and to create, update, and query Siebel records. Designate the Siebel administrator as the integration user.

Batch Loading of Customer and Financial Account Data

The Oracle Data Integrator interfaces provided by the Integration do not support batch loading of Oracle FLEXCUBE Universal Banking Customer and Financial Account data to Siebel CRM. Therefore, you must create Siebel Enterprise Integration Manager (EIM) mappings and interfaces to perform the batch loading of this data. For examples of the data mappings used for each entity that is integrated using the batch data loading process, see [Appendix B, "Data Mappings to Siebel EIM Tables."](#)

Updating Batch Data Periodically

You use Oracle Data Integrator to perform the initial batch loading of certain data entities from Oracle FLEXCUBE Universal Banking to Siebel CRM. Oracle Data Integrator can also be used to perform periodic updates to this data in Siebel CRM, if required.

After the end-of-day process is run in Oracle FLEXCUBE Universal Banking, the staging tables are purged and are populated with updated data; that is, data created or modified on that business day. The staging tables do not contain historical data. You can upload this updated data to the Siebel integration tables so that it can be imported into Siebel CRM by rerunning the scenarios generated for the integration packages as described in ["Performing Batch Data Loading" on page 47](#).

When the integration packages are run again, Oracle Data Integrator removes any existing information from the Siebel EIM tables before populating them with the updated data from the Oracle FLEXCUBE Universal Banking staging tables.

During the periodic updates performed by Oracle Data Integrator, data from Oracle FLEXCUBE Universal Banking is upserted in the Siebel database; that is, data entities loaded from the staging tables that do not already exist in Siebel CRM are created in the Siebel database, and data entities that do already exist in the Siebel database are updated with new information from Oracle FLEXCUBE Universal Banking.

You can run scenarios on request or schedule them to run periodically using the Oracle Data Integrator scheduler or an external scheduler. In all cases, schedule the scenarios to run after the end-of-day process is completed in Oracle FLEXCUBE Universal Banking. For information on the various methods available for running scenarios, see *Oracle® Fusion Middleware Developer's Guide for Oracle Data Integrator 11g Release 1*.

5

About the Integration

This chapter describes the online data synchronization process and the data and business process integration points supported by Siebel CRM Integration to Oracle FLEXCUBE Universal Banking. It includes the following topics:

- [About Online Data Synchronization on page 53](#)
- [Data Integration Points on page 55](#)
- [Business Process Integration Points on page 62](#)

About Online Data Synchronization

The online data synchronization process uses a point-to-point integration methodology. Web services provided in the Integration incorporate Oracle Application Integration Architecture (AIA) Enterprise Business Message and Enterprise Business Object entities. These Web services provide the data object definitions and data operations required to synchronize data in the participating applications directly, without the need for middleware.

NOTE: In this guide, the term, *the Integration*, refers to Siebel CRM Integration to Oracle FLEXCUBE Universal Banking.

The Web services use request-and-response messages to exchange data between the participating applications. These request-and-response messages include and extend Oracle AIA Enterprise Business Message structures, and are designed to process the same message payload. In the online integration processes, Web services accept messages in Enterprise Business Message format as input and return messages in the same format as output.

The online synchronization processes are implemented as inbound and outbound synchronous Web services, and inbound and outbound fire-and-forget Web services. Inbound and outbound Web service calls are defined in terms of Siebel CRM. Detailed information on each type of Web service is given in the following topics. For additional information about the fire-and-forget Web services, see [About Inbound Fire-and-Forget Web Services on page 92](#).

Synchronous Inbound Web Services

The operations supported by the synchronous inbound Web services, and the specific Web services used for each operation, are shown in [Table 5](#).

Table 5. Synchronous Inbound Web Services

Operation	Web Service
Create	FINS BIB Customer Info Create
	FINS BIB Service Request Info Upsert
Query	FINS BIB Customer Info Inquiry
	FINS BIB Query Offer
	FINS BIB Service Request Query SYNC

Synchronous Outbound Web Services

The synchronous outbound Web services support query operations in the Integration. The following Web services perform query operations:

- BankGuaranteeService
- CustomerPartyService
- DepositAccountService
- DocumentaryCollectionService
- DocumentaryCreditService
- FinancialTransactionService
- LineOfCreditService
- LoanAccountService

Fire-and-Forget Inbound Web Services

The following are the fire-and-forget inbound Web services; these support create and update operations in the Integration:

- FINCORP BIB Deposit Account Update
- FINCORP BIB Deposit Account Upsert FAF
- FINCORP BIB Loan Account Update FAF
- FINCORP BIB Loan Account Upsert FAF
- FINS BIB Call Customer Info Update FAF
- FINS BIB Call Lead Info Upsert
- FINS BIB Service Request Info Upsert FAF

- BankingAndWealthManagementCustomerInteractionEBSV1

Fire-and-Forget Outbound Web Service

The fire-and-forget outbound Web service, CustomerPartyService, supports update operations in the Integration.

Data Integration Points

The data integration points enabling the integration of business processes between the participating applications are described in this topic. A data integration point refers to the data elements that comprise a data entity, such as an account data entity, that are synchronized between Siebel CRM and Oracle FLEXCUBE Universal Banking. Two methods are used to synchronize the data:

- **Batch synchronization of data.** This synchronization is always unidirectional: from Oracle FLEXCUBE Universal Banking to Siebel CRM.
- **Online synchronization of data.** This synchronization can be unidirectional or bidirectional.

During the data synchronization process, information retrieved from Oracle FLEXCUBE Universal Banking at run-time that is not stored in Siebel CRM is displayed in the Siebel user interface using virtual business components (VBCs). The data integration points are described in the following topics:

- [“Customer Data Integration” on page 55](#)
- [“Limit Data Integration” on page 56](#)
- [“Financial Account Data Integration” on page 57](#)
- [“Contract Data Integration” on page 58](#)
- [“Offer Data Integration” on page 59](#)
- [“Lead Data Integration” on page 60](#)
- [“Service Request Data Integration” on page 60](#)
- [“Activity Data Integration” on page 61](#)
- [“Product Data Integration” on page 62](#)
- [“Branch Data Integration” on page 62](#)
- [“Mandate Data Integration” on page 62](#)

Customer Data Integration

Siebel CRM is the master for customer data. Siebel CRM is also the master for customer relationship data. Oracle FLEXCUBE Universal Banking must be kept in synchronization with Siebel CRM.

[Figure 4 on page 56](#) illustrates the flow of customer data during the data integration process. The data integration method used is online synchronization.

As shown in [Figure 4](#), customer (contact and account) and customer relationship data can be updated or queried by either application; updates made in either application are synchronized with the other. Customer data created in Oracle FLEXCUBE Universal Banking is synchronized with Siebel CRM. Contact and account relationship data created in Siebel CRM is synchronized with Oracle FLEXCUBE Universal Banking.

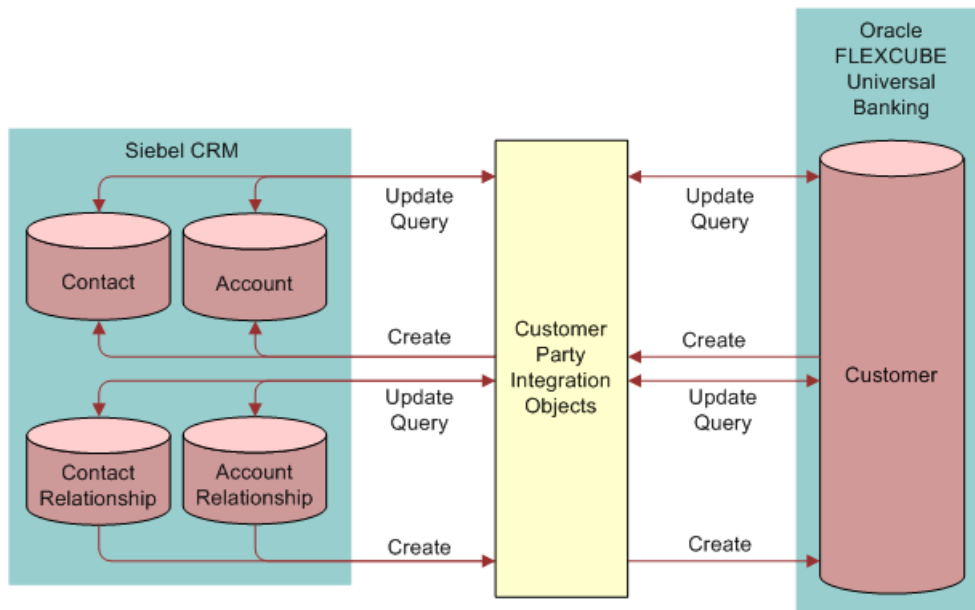


Figure 4. Customer Data Flow During Data Integration Process

For additional information on the customer party integration objects, see [“CustomerPartyEBM” on page 125](#).

The following integration points use customer data:

- [“Inquiries from Siebel CRM” on page 62](#)
- [“Inquiries from Oracle FLEXCUBE Universal Banking” on page 64](#)
- [“Origination of Customers and Financial Accounts” on page 65](#)
- [“Customer Transactions” on page 66](#)

Limit Data Integration

Oracle FLEXCUBE Universal Banking is the master for limit data. [Figure 5 on page 57](#) illustrates the flow of limit data during the data integration process. The data integration methods used are online and batch synchronization.

As shown in [Figure 5](#), limit data created or modified in Oracle FLEXCUBE Universal Banking is passed to Siebel CRM in batch mode using Oracle Data Integrator. Online inquiries to retrieve additional limit information for display in Siebel CRM are also supported.

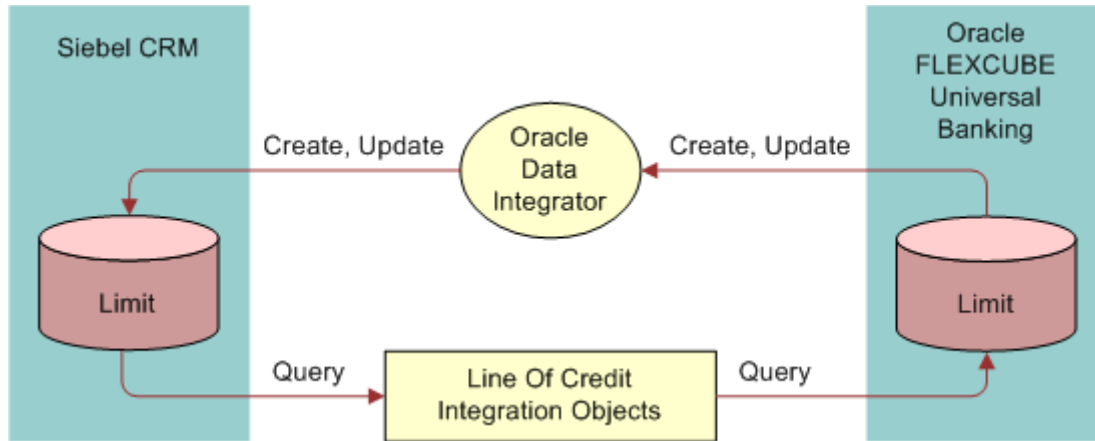


Figure 5. Limit Data Flow During Data Integration Process

For additional information on the line of credit integration objects, see [“QueryLineOfCreditEBM” on page 170](#).

The following integration point uses limit data: [“Inquiries from Siebel CRM” on page 62](#).

Financial Account Data Integration

Oracle FLEXCUBE Universal Banking is the master for financial account data. [Figure 6 on page 58](#) illustrates the flow of financial account data during the data integration process. The data integration method used is online synchronization.

As shown in [Figure 6 on page 58](#), links between customers and deposit accounts, and between customers and loan accounts that are created or updated in Oracle FLEXCUBE Universal Banking are synchronized with Siebel CRM. Online inquiries from Siebel CRM to retrieve loan account and deposit account information for display in Siebel CRM are also supported.

Siebel CRM does not maintain financial transaction data but retrieves this information from Oracle FLEXCUBE Universal Banking and displays it in the Siebel user interface using virtual business components (VBCs).

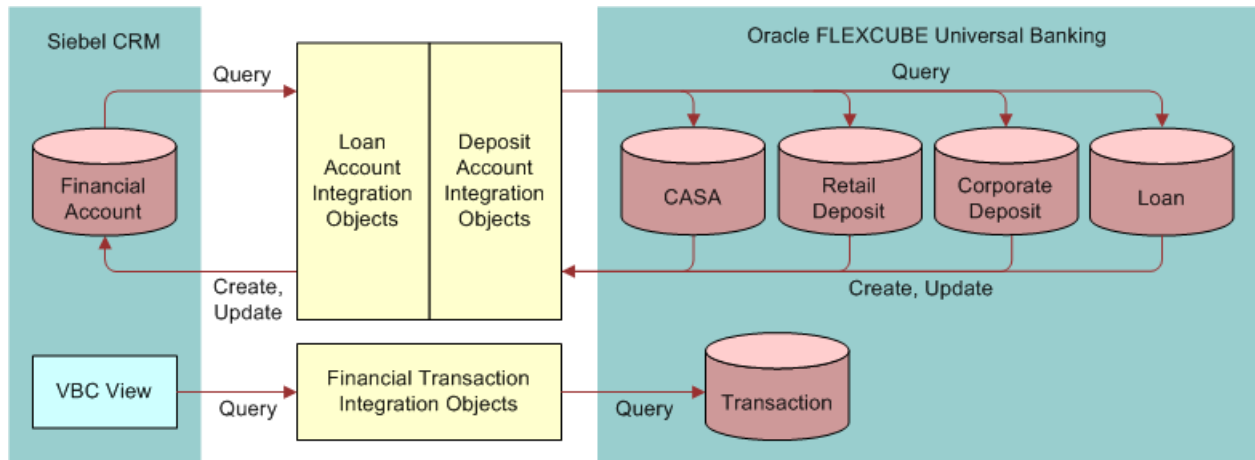


Figure 6. Financial Account Data Flow During Data Integration Process

For additional information on the loan account, deposit account, and financial transaction integration objects, see [“Loan AccountEBM” on page 253](#), [“Deposit AccountEBM” on page 211](#), and [“QueryFinancialTransactionListEBM” on page 251](#).

The following integration points use financial account data:

- [“Inquiries from Siebel CRM” on page 62](#)
- [“Origination of Customers and Financial Accounts” on page 65](#)
- [“Account Transactions” on page 67](#)

Contract Data Integration

Oracle FLEXCUBE Universal Banking is the master for contract data. [Figure 7 on page 59](#) illustrates the flow of contract data during the data integration process. The data integration methods used are online and batch synchronization.

As shown in [Figure 7](#), new or updated contract data is synchronized from Oracle FLEXCUBE Universal Banking to Siebel CRM in batch mode, using Oracle Data Integrator. Online inquiries from Siebel CRM to retrieve contract data for display in the Siebel user interface, using virtual business components (VBCs), are also supported.

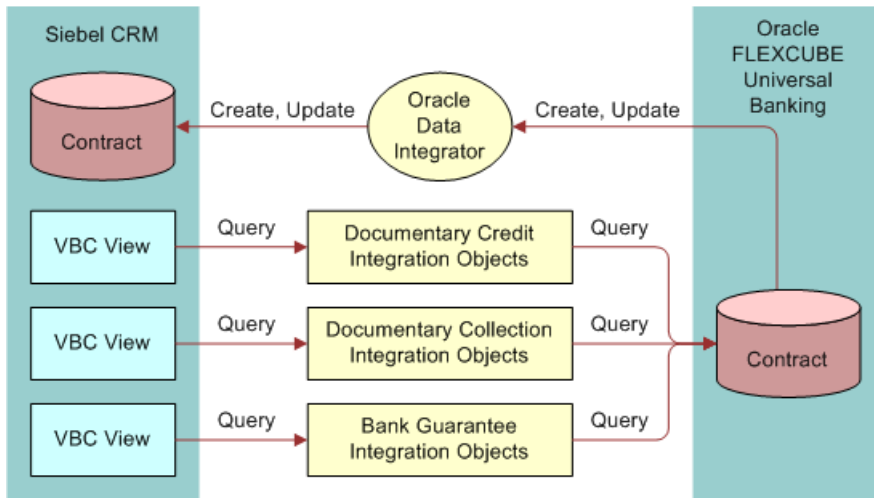


Figure 7. Contract Data Flow During Data Integration Process

For additional information on the contract data integration objects, see [“QueryDocumentaryCreditEBM” on page 178](#), [“QueryDocumentaryCollectionEBM” on page 173](#), and [“QueryBankGuaranteeEBM” on page 189](#).

The following integration point uses contract data: [“Inquiries from Siebel CRM” on page 62](#).

Offer Data Integration

Siebel CRM is the master for offer data. [Figure 8](#) illustrates the flow of offer data during the data integration process. The data integration method used is online synchronization.

As shown in [Figure 8](#), Oracle FLEXCUBE Universal Banking issues queries to retrieve offer data stored in Siebel CRM for customers.

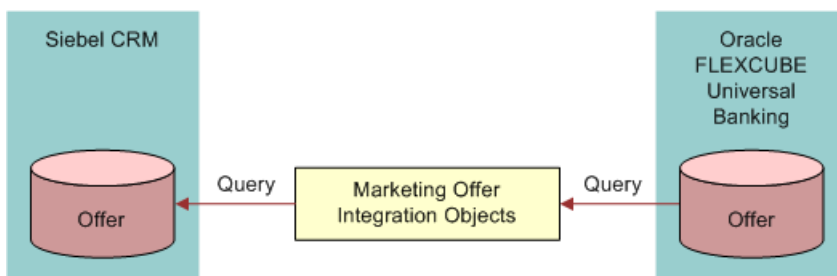


Figure 8. Offer Data Flow During Data Integration Process

For additional information on the marketing offer integration objects, see [“QueryMarketingOfferEBM” on page 194](#).

The following integration point uses offer data: [“Inquiries from Oracle FLEXCUBE Universal Banking” on page 64](#).

Lead Data Integration

Siebel CRM is the master for lead data. [Figure 9](#) illustrates the flow of lead data during the data integration process; data flows in one direction only, from Oracle FLEXCUBE Universal Banking to Siebel CRM. The data integration method used is online synchronization.

As shown in [Figure 9](#), updates to a customer’s response to an offer are synchronized from Oracle FLEXCUBE Universal Banking to Siebel CRM. Lead data and product interest data that is created in Oracle FLEXCUBE Universal Banking is also synchronized with Siebel CRM.

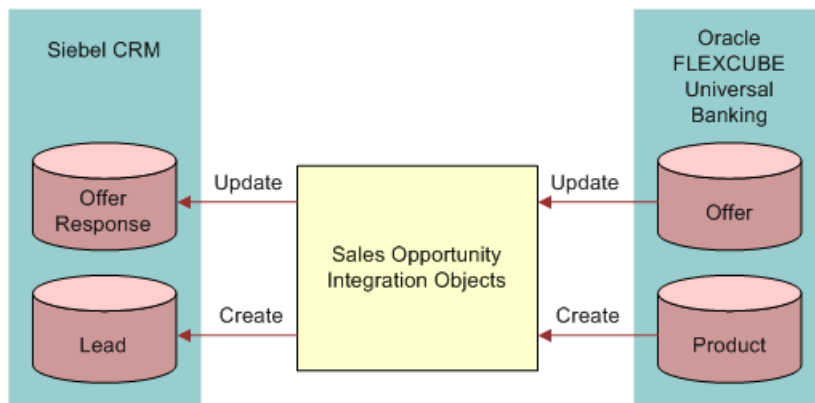


Figure 9. Lead Data Flow During Data Integration Process

For additional information on the sales opportunity integration objects, see [“CreateSalesOpportunityEBM” on page 196](#).

The following integration point uses lead data: [“Creation of Leads” on page 68](#)

Service Request Data Integration

Siebel CRM is the master for service request data. [Figure 10 on page 61](#) illustrates the flow of service request data during the data integration process; data flows in one direction only, from Oracle FLEXCUBE Universal Banking to Siebel CRM. The data integration method used is online synchronization.

As shown in [Figure 10](#), service request data that is created or updated in Oracle FLEXCUBE Universal Banking is synchronized with Siebel CRM. Online inquiries from Oracle FLEXCUBE Universal Banking to retrieve service request data are also supported.

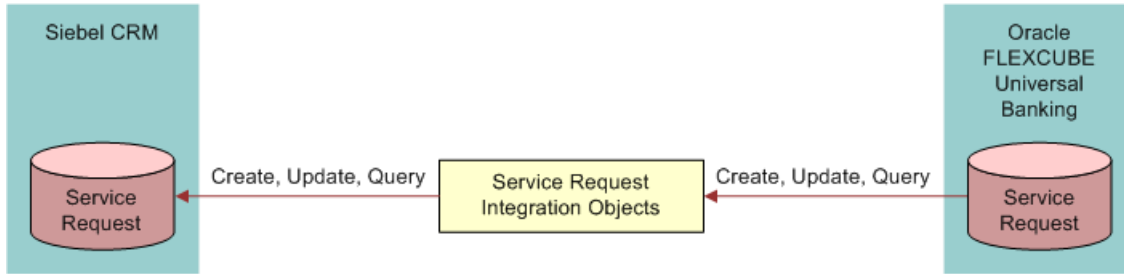


Figure 10. Service Request Data Flow During Data Integration Process

For additional information on the service request integration objects, see [“ServiceRequestEBM” on page 198](#).

The following integration points use service request data:

- [“Inquiries from Oracle FLEXCUBE Universal Banking” on page 64](#)
- [“Service Requests” on page 68](#)

Activity Data Integration

Siebel CRM is the master for activity data. Oracle FLEXCUBE Universal Banking must be kept in synchronization with Siebel CRM. [Figure 11](#) illustrates the flow of activity data during the data integration process. The data integration method used is online synchronization.

As shown in [Figure 11](#), data relating to the execution of specific, nonfinancial, business transactions in Oracle FLEXCUBE Universal Banking is synchronized with Siebel CRM to create corresponding Siebel activities.

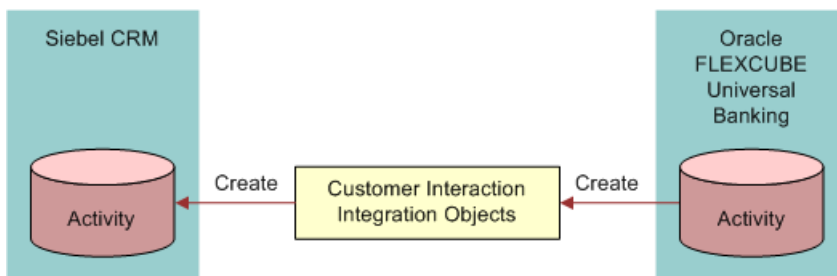


Figure 11. Activity Data Flow During Data Integration Process

For additional information on the customer interaction integration objects, see [“CreateCustomerInteractionEBM” on page 207](#).

The following integration point uses activity data: [“Creation of Activities” on page 69](#).

Product Data Integration

Oracle FLEXCUBE Universal Banking is the master for product and product pricing data. Product and pricing data created in Oracle FLEXCUBE Universal Banking is synchronized with Siebel CRM using Oracle Data Integrator and is updated in batch mode only.

Branch Data Integration

Oracle FLEXCUBE Universal Banking is the master for branch data. Branch data created in Oracle FLEXCUBE Universal Banking is synchronized with Siebel CRM using Oracle Data Integrator and is updated in batch mode only.

Mandate Data Integration

Oracle FLEXCUBE Universal Banking is the master for mandate data. Mandate data created in Oracle FLEXCUBE Universal Banking is synchronized with Siebel CRM using Oracle Data Integrator and is updated in batch mode only.

Business Process Integration Points

The following are the high-level business process integration points between Siebel CRM and Oracle FLEXCUBE Universal Banking:

- ["Inquiries from Siebel CRM" on page 62](#)
- ["Inquiries from Oracle FLEXCUBE Universal Banking" on page 64](#)
- ["Origination of Customers and Financial Accounts" on page 65](#)
- ["Customer Transactions" on page 66](#)
- ["Account Transactions" on page 67](#)
- ["Creation of Leads" on page 68](#)
- ["Service Requests" on page 68](#)
- ["Creation of Activities" on page 69](#)

Inquiries from Siebel CRM

The Integration supports inquiries started from Siebel CRM to retrieve customer, financial account, and contract information from Oracle FLEXCUBE Universal Banking. The following information applies to this integration point:

- **Direction of Synchronization.** Siebel CRM to Oracle FLEXCUBE Universal Banking.
- **Data Synchronized.** See [Table 6 on page 63](#).
- **Integration Object Name.** See [Table 6 on page 63](#).

The entities for which Siebel CRM can issue inquiries to retrieve additional information from Oracle FLEXCUBE Universal Banking are as follows:

■ **Contacts and Accounts**

Customers in Oracle FLEXCUBE Universal Banking are mapped to Contacts (retail customers) and Accounts (corporate customers) in Siebel CRM. Non-Siebel CRM customer data from Oracle FLEXCUBE can be displayed in Siebel CRM.

■ **Financial Accounts:**

- Current and savings accounts and related standing instructions
- Retail deposits, which refer to *term deposits* and *recurring deposits*
- Corporate deposits
- Loans

■ **Financial transactions**

Siebel CRM does not maintain financial transactions data but retrieves this data from Oracle FLEXCUBE Universal Banking and displays it in the Siebel application user interface.

■ **Contract**

Siebel CRM retrieves contract data from Oracle FLEXCUBE Universal Banking and displays it in the Siebel application user interface.

For each Siebel CRM inquiry integration point, [Table 6](#) shows the integration objects used for the Integration and the data queried. For information about each of the integration objects, see [Appendix C, “EBM Mappings Used in Online Synchronization.”](#)

Table 6. Integration Points and Integration Objects Used for Inquiries from Siebel CRM

Integration Point	Integration Object Name	Data Queried
Retrieves customer data from Oracle FLEXCUBE Universal Banking.	QueryCustomerPartyEBM QueryCustomerPartyResponseEBM	Customer
Retrieves limit information from Oracle FLEXCUBE Universal Banking.	QueryLineOfCreditEBM QueryLineOfCreditResponseEBM	Limit
Retrieves financial account (deposit) information from Oracle FLEXCUBE Universal Banking. Retrieves deposit account standing instruction information from Oracle FLEXCUBE Universal Banking.	QueryDepositAccountEBM QueryDepositAccountResponseEBM	Financial Account
Retrieves financial account (loan) information from Oracle FLEXCUBE Universal Banking.	QueryLoanAccountEBM QueryLoanAccountResponseEBM	Financial Account

Table 6. Integration Points and Integration Objects Used for Inquiries from Siebel CRM

Integration Point	Integration Object Name	Data Queried
Retrieves financial transactions from Oracle FLEXCUBE Universal Banking.	QueryFinancialTransactionListEBM QueryFinancialTransactionListResponseEBM	Financial Account
Retrieves contract (bills and collections) information from Oracle FLEXCUBE Universal Banking.	QueryDocumentaryCollectionEBM QueryDocumentaryCollectionResponseEBM	Contract
Retrieves contract (letters of credit) information from Oracle FLEXCUBE Universal Banking.	QueryDocumentaryCreditEBM QueryDocumentaryCreditResponseEBM	Contract
Retrieves contract (bank guarantee) information from Oracle FLEXCUBE Universal Banking.	QueryBankGuaranteeEBM QueryBankGuaranteeResponseEBM	Contract

Inquiries from Oracle FLEXCUBE Universal Banking

The Integration supports inquiries started from Oracle FLEXCUBE Universal Banking to retrieve customer, offer, and service request information from Siebel CRM. The following information applies to this integration point:

- **Direction of Synchronization.** Oracle FLEXCUBE Universal Banking to Siebel CRM.
- **Data Synchronized.** See [Table 7 on page 65](#).
- **Integration Object Name.** See [Table 7 on page 65](#).

The entities for which Oracle FLEXCUBE Universal Banking retrieves additional information from Siebel CRM are as follows:

- **Customer data.** Customer or prospect data can be retrieved from Siebel CRM.
- **Offer data.** Information relating to personalized and localized offers for existing customers stored in Siebel CRM can be retrieved.
- **Service request data.** Information on service requests stored in Siebel CRM can be retrieved, for example, information on the current status of the service request.

For each Oracle FLEXCUBE Universal Banking inquiry integration point, [Table 7](#) shows the integration objects used for the Integration and the data queried. For detailed information on each of the integration objects, see [Appendix C, “EBM Mappings Used in Online Synchronization.”](#)

Table 7. Integration Points and Integration Objects Used for Inquiries from Oracle FLEXCUBE Universal Banking

Integration Point	Integration Object Name	Data Queried
Retrieves contact or account data from Siebel CRM.	QueryCustomerPartyListEBM	Customer
Retrieves prospect data from Siebel CRM.	QueryCustomerPartyListResponseEBM	
Retrieves offers with a status of All Active from Siebel CRM.	QueryMarketingOfferListEBM	Offer
Retrieves offers with a status of Contact Specific - Active from Siebel CRM.	QueryMarketingOfferListResponseEBM	
Retrieves service request data from Siebel CRM.	QueryServiceRequestListEBM	Service request
	QueryServiceRequestListResponseEBM	

Origination of Customers and Financial Accounts

The Integration supports the synchronization of new financial account data, and new and updated customer data between Siebel CRM and Oracle FLEXCUBE Universal Banking. The following information applies to this integration point:

- **Direction of Synchronization.** Bidirectional.
- **Data Synchronized.** Customer and financial account.
- **Integration Object Names.** See [Table 8 on page 66](#).

Siebel CRM is the master for customer data and Oracle FLEXCUBE Universal Banking is the master for financial account data. The origination of customer (contact and account in Siebel CRM) and financial account data is as follows:

- **Customer**

Customers can be created in Oracle FLEXCUBE Universal Banking; these customers are synchronized with Siebel CRM.

NOTE: All Oracle FLEXCUBE Universal Banking customers exist in Siebel CRM, but customers can exist in Siebel CRM who do not exist in Oracle FLEXCUBE Universal Banking.
- **Financial Account:**
 - Origination of the following financial accounts occurs in Oracle FLEXCUBE Universal Banking only:

- Savings account
 - Current account
 - Loan account
 - Cluster deposit accounts
 - Recurring deposit accounts
 - Term deposit accounts
- Links between customers and financial accounts are created in Oracle FLEXCUBE Universal Banking; when a financial account is created, the data is synchronized with Siebel CRM.

For each origination integration point, [Table 8](#) shows the integration object used for the Integration and the data queried. For detailed information on each of the integration objects, see [Appendix C, “EBM Mappings Used in Online Synchronization.”](#)

Table 8. Integration Points and Integration Objects Used for Originations

Integration Point	Integration Object Name	Data Queried
Customers created in Oracle FLEXCUBE Universal Banking are synchronized with Siebel CRM.	CreateCustomerPartyEBM CreateCustomerPartyResponseEBM	Customer
Prospects converted to customers in Oracle FLEXCUBE Universal Banking are synchronized with Siebel CRM.	UpdateCustomerPartyEBM	
Links between customers and deposit accounts that are created in Oracle FLEXCUBE Universal Banking are synchronized with Siebel CRM.	CreateDepositAccountEBM	Financial Account
Links between customers and loan accounts that are created in Oracle FLEXCUBE Universal Banking are synchronized with Siebel CRM.	CreateLoanAccountEBM	

Customer Transactions

The Integration supports the synchronization of updates to customer data made in either Siebel CRM or Oracle FLEXCUBE Universal Banking. The following information applies to this integration point:

- **Direction of Synchronization.** Bidirectional.
- **Data Synchronized.** Customer.
- **Integration Object Name.** UpdateCustomerPartyEBM.

Customer and customer relationship data is synchronized between the applications as follows:

■ Customer data

Updates to the following customer data can be made in either Siebel CRM or Oracle FLEXCUBE Universal Banking; the following changes in one application are synchronized with the other application:

- Changes to customer names
- Changes to contact and account addresses
- Status changes
- Changes to other customer data that is common between Oracle FLEXCUBE Universal Banking and Siebel CRM
- Updates to Know Your Customer (KYC) data in Oracle FLEXCUBE Universal Banking are synchronized with Siebel CRM

■ Relationship data:

- Customer relationships created or updated in Siebel CRM are synchronized with Oracle FLEXCUBE Universal Banking.
- Changes to the relationship type values, for example, father or spouse, are made in Siebel CRM and are synchronized with Oracle FLEXCUBE Universal Banking.
- Changes to customer-to-customer relationships that exist in both applications are synchronized with the other application.

NOTE: Customer-to-customer relationships that involve prospects or non-Oracle FLEXCUBE Universal Banking customers are not created, updated, or stored in Oracle FLEXCUBE Universal Banking.

Account Transactions

The Integration supports the synchronization of account transaction data between the applications. The following information applies to this integration point:

- **Direction of Synchronization.** Oracle FLEXCUBE Universal Banking to Siebel CRM.
- **Data Synchronized.** Financial account and customer.
- **Integration Object Names.** UpdateLoanAccountEBM and UpdateDepositAccountEBM.

The following account transactions are initiated in Oracle FLEXCUBE Universal Banking and synchronized with Siebel CRM:

- An assignment of a customer to a home loan account
- An update to a demand deposit account to add a new title, for example, when a customer is added as a coholder to a savings account

- An update to a demand deposit account to delete a title, for example, when a customer is removed as a coholder to a savings account

Creation of Leads

The Integration supports the synchronization of leads created in Oracle FLEXCUBE Universal Banking with Siebel CRM for customers who exist in both applications. The following information applies to this integration point:

- **Direction of Synchronization.** Oracle FLEXCUBE Universal Banking to Siebel CRM.
- **Data Synchronized.** Lead.
- **Integration Object Name.** CreateSalesOpportunityEBM.

The Integration supports the synchronization of the following lead data:

- Contact and prospect data can be retrieved from Siebel CRM if a customer exists in both of the participating applications.
- Lead data captured in Oracle FLEXCUBE Universal Banking, and offer acceptance details retrieved from Siebel CRM, are synchronized to create a lead in Siebel CRM.
- Lead data captured in Oracle FLEXCUBE Universal Banking and product interest data are synchronized to create a lead in Siebel CRM.
- A customer negative response to an offer is synchronized with Siebel CRM.

Service Requests

The Integration supports the synchronization of service request data between the applications. The following information applies to this integration point:

- **Direction of Synchronization.** Oracle FLEXCUBE Universal Banking to Siebel CRM.
- **Data Synchronized.** Service request.
- **Integration Object Names.** CreateServiceRequestEBM and UpdateServiceRequestEBM.

Service request data is not stored in Oracle FLEXCUBE Universal Banking but service request data can be entered in Oracle FLEXCUBE Universal Banking; this data is synchronized to create or update a service request in Siebel CRM. Service request data stored in Siebel CRM can be retrieved and updated from Oracle FLEXCUBE Universal Banking.

Creation of Activities

The Integration supports the creation of activities in Siebel CRM when specific transactions are executed in Oracle FLEXCUBE Universal Banking. The following information applies to this integration point:

- **Direction of Synchronization.** Oracle FLEXCUBE Universal Banking to Siebel CRM.
- **Data Synchronized.** Activity.
- **Integration Object Name.** CreateCustomerInteractionEBM.

Certain business transactions executed in Oracle FLEXCUBE Universal Banking require follow-up activities to be performed in Siebel CRM. An activity is created in Siebel CRM when each of the following transactions occurs in Oracle FLEXCUBE Universal Banking:

- Creating a standing instruction in an account
- Issuing a check book
- Requesting to stop a check payment

6

Troubleshooting the Integration

This chapter provides information on troubleshooting Siebel CRM Integration to Oracle FLEXCUBE Universal Banking. It contains the following topics:

- [Siebel CRM Log Files on page 71](#)
- [How Siebel CRM Handles Errors During Online Data Synchronization on page 71](#)
- [Siebel Log Files During Batch Data Loading on page 73](#)
- [Errors Generated by Oracle FLEXCUBE Universal Banking on page 74](#)

Siebel CRM Log Files

Within the Siebel CRM environment, logging information is written to log files which can be used to troubleshoot problems. The following log files are available:

- Siebel Server log files
- Siebel Web server extension log files
- Siebel events and event logging files

For information on the log files generated by Siebel CRM, see *Siebel System Monitoring and Diagnostics Guide*.

How Siebel CRM Handles Errors During Online Data Synchronization

This topic describes how Siebel CRM handles errors that occur during online data synchronization. During online data synchronization, in the event of an error, one of the following occurs:

- Error messages are written to a log file.
- Error messages are sent to Oracle FLEXCUBE Universal Banking.
- Error messages are displayed on the user interface.

The error-handling mechanism that is used depends on the type of Siebel Web service that generates the error, as described in [Table 9](#).

Table 9. Siebel Error Handling for Online Data Integration

Web Service Type	Operation	Error Handling Mechanism
Synchronous	Inbound Create or Query	The error message in the EBM format is transformed using the EAI XSLT Service and is sent to Oracle FLEXCUBE Universal Banking.
Synchronous	Outbound Query	The error message is retrieved from the response message using the FINS Industry XML Query Service, and is displayed to the user.
Fire-and-forget	Outbound Update	If a workflow failure occurs, then the Siebel Server logs the error message.
Fire-and-forget	Inbound Create or Update	An error message is written to a file using the EAI XML Write to File service. For additional information, see "Online Data Synchronization Log Files" on page 72.

Online Data Synchronization Log Files

Log files specific to the online data synchronization process are created if errors occur when inbound fire-and-forget Web services trigger create or update operations. Error messages are written to the files in the `siebsrvr\log\` directory where `siebsrvr` is the Siebel Server installation directory. The name of the log file takes the following format:

MessageId EBMSHORTNAME Operation.xml

where

- *MessageId* is the numeric message identifier
- *EBMSHORTNAME* is the abbreviation for the EBM
- *Operation* is either Create or Update

For example:

9110970000009273DAUpdate.XML

Table 10 shows the log files created for each integration object if errors occur during create and update operations.

Table 10. Log Files for Create and Update Operations

Integration Object	Integration Object Short Name	Log File Name of Fire-and-Forget Service
Deposit Account	DA	<i>MessageIdDAUpdate.XML</i> <i>MessageIdDACreate.XML</i>
Loan Account	LA	<i>MessageIdLAUpdate.XML</i> <i>MessageIdLACreate.XML</i>
Customer Interaction (Activity)	CI	<i>MessageIdCICreate.XML</i>
Sales Opportunity (Lead)	SO	<i>MessageIdSOCreate.XML</i>
Service Request	SR	<i>MessageIdSRUpdate.XML</i>
Customer Party	CP	<i>MessageIdCPUUpdate.XML</i>

Siebel Log Files During Batch Data Loading

This topic provides information on the Siebel log files generated during batch data loading using Oracle Data Integrator. After performing the batch data loading, check the following log files for errors:

- Log table BIB_ODI_ERROR_LOG

If an error occurs while running the packages for the batch data loads, then the error message is logged in the table BIB_ODI_ERROR_LOG in the Siebel database. This table stores the following information about the error:

- Package name
- Step name
- Step type
- Error code
- Error message
- Created date

■ EIM log files

During the batch data loading, Oracle Data Integrator loads data from Oracle FLEXCUBE Universal Banking staging tables into Siebel EIM tables. Oracle Data Integrator starts the Siebel EIM jobs, using the Siebel Server Manager utility. If an error occurs in a Siebel EIM job, then a log file is created in the location you specified for the variable FINS_BIB_Log_Path. For additional information, see [“Configuring Integration Variables” on page 28](#).

Check the log files for any errors during the Siebel EIM job processing.

Errors Generated by Oracle FLEXCUBE Universal Banking

For information on troubleshooting online data integration errors that result from problems with the way in which the EBO Direct Build Utility was configured, see the *FCUBS EBO Direct Build Utility User Guide*, which is provided as part of the Oracle FLEXCUBE Universal Banking documentation set.

7

Customizing the Integration

This chapter provides information on how to extend or customize Siebel CRM Integration to Oracle FLEXCUBE Universal Banking. It contains the following topics:

- [About Customizing the Integration on page 75](#)
- [Overview of Oracle AIA Direct Integration on page 76](#)
- [Planning the Integration Customization on page 77](#)
- [Process of Customizing the Integration on page 79](#)
- [Installing the Oracle AIA Foundation Pack Enterprise Object Library on page 80](#)
- [Importing EBMs into Siebel Tools on page 80](#)
- [Updating Data Transformation Files on page 84](#)
- [Deploying a Customized Workflow on page 86](#)
- [Editing the WSDL Files on page 87](#)
- [About Customizing Web Services on page 92](#)

About Customizing the Integration

You can customize the Integration to suit your business requirements. For example, you can choose to:

- Synchronize additional data entities, such as household or employee data
- Synchronize additional fields for an entity that is already integrated, for example, synchronize additional address fields

To customize or extend the batch data loading files provided with the Integration, you can edit the Oracle Data Integrator packages provided with the Integration or create new packages. You must also create EIM mappings between the Siebel CRM and Oracle FLEXCUBE Universal Banking data to be integrated. For information on working with Oracle Data Integrator packages, see *Oracle® Fusion Middleware Developer's Guide for Oracle Data Integrator 11g Release 1*. For examples of the data mappings used for each entity that is integrated using the batch data loading, see [Appendix B, "Data Mappings to Siebel EIM Tables."](#)

To customize or extend the data that is synchronized online, you must import Oracle Application Integration Architecture (AIA) Enterprise Object Library artifacts into Siebel CRM. These artifacts create or extend Web services to perform the required processing. This chapter describes how to perform this type of customization, using the loan account business entity as an example.

NOTE: In this guide, the term, *the Integration*, refers to Siebel CRM Integration to Oracle FLEXCUBE Universal Banking.

Overview of Oracle AIA Direct Integration

To customize or extend the data that is synchronized online in the Integration generally involves importing Oracle AIA Enterprise Object Library artifacts into Siebel CRM to create or extend Web services. The Oracle AIA Enterprise Object Library artifacts that are used to achieve direct integrations of data between applications are:

■ Enterprise Business Objects

Enterprise Business Objects (EBOs) provide definitions of standard business data objects, such as a loan account or a sales order, and reusable data components. The collection of EBOs provided in the Enterprise Object Library constitutes a data model that facilitates the integration of data in applications and systems. Each application data schema is mapped only once to the EBO data model, thereby eliminating the requirement to map data directly from one application to another. The EBOs are provided as XML Schema Definition (XSD) files.

■ Enterprise Business Services

Enterprise Business Services (EBSs) represent standard Web service definitions for performing a business task, such as creating an account. These services provide message-driven interfaces (described in XML) for the purpose of exchanging data between applications, both synchronously (request-and-response) and asynchronously (fire-and-forget). These services can be implemented by applications that participate in the Integration.

The interface definitions for the EBSs are defined in Web Service Definition Language (WSDL) files, which list the operations, message exchange pattern, and payload that are applicable for each operation of a service. This interface description is composed of all details required for a client application to call the service. An EBS takes an EBM as input and provides another EBM as output.

■ Enterprise Business Messages

Enterprise Business Messages (EBMs) are the messages that are exchanged between the participating applications in the Integration. The EBM represents the specific content of an EBO needed for performing a specific operation on a business object, such as creating a loan account or deleting a sales order. The metadata about the message is specified in the message header section.

The relationship between EBOs, EBMs, and EBSs in a direct integration is illustrated in Figure 12 for a Loan Account business entity. As shown in Figure 12, an EBM exists for each operation supported for the Loan Account EBO. WSDL files provide service definitions for each of the operations performed by the Loan Account EBS.

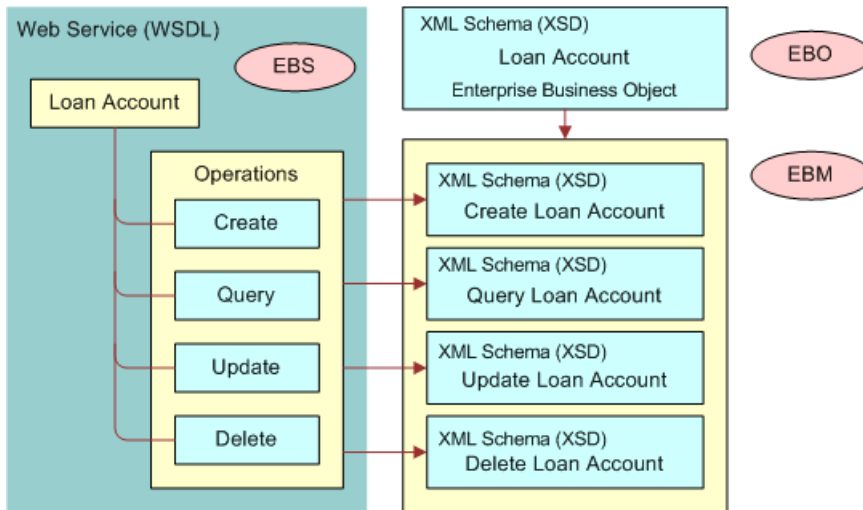


Figure 12. Relationship Between EBOs, EBMs, and EBSs for a Loan Account Business Entity

For additional information on the Oracle AIA framework, architecture, and concepts, see *Oracle® Fusion Middleware Concepts and Technologies Guide for Oracle Application Integration Architecture Foundation Pack*.

Planning the Integration Customization

Before customizing the Integration, identify the data that you want to synchronize and the type of operations that must be performed on the data. Specifically, determine the following:

- Involve the business users to identify the specific fields that are to be synchronized, and start detailed mappings between the data in Siebel CRM and the data in Oracle FLEXCUBE Universal Banking.
- Identify any EBOs, EBMs, and EBSs that are required for the customization.
- Determine the operations that are to be performed on the data. These operations can be any of the operations defined in an EBM; that is, create, retrieve, update or delete operations.
- Determine the Web service interaction patterns required: synchronous (request-and-response format) or asynchronous (fire-and-forget).

The number of EBM-based integration objects required for the synchronization of a data entity is determined by the number of operations required for each entity and the Web service type (request-and-response or fire-and-forget).

Table 11 lists the operations supported for each entity in the Integration, the type of Web service used to perform the operation, and the EBMs used to generate the integration objects that are required to support the operation. When customizing the Integration, you might have to define additional operations for an entity and use EBMs other than those listed to achieve the data integration required.

Table 11. Operations Supported for Entities in Siebel CRM Integration to Oracle FLEXCUBE Universal Banking

Entity	Operation	Service Type	EBM Used to Generate Integration Object
Customer Party	Create	Request-response	CreateCustomerPartyEBM CreateCustomerPartyResponseEBM
	Update	Fire-and-forget	UpdateCustomerPartyEBM
	Query	Request-response	QueryCustomerPartyListEBM QueryCustomerPartyListResponseEBM QueryCustomerPartyEBM QueryCustomerPartyResponseEBM
Sales Opportunity	Create	Fire-and-forget	CreateSalesOpportunityEBM
Deposit Account	Create	Fire-and-forget	CreateDepositAccountEBM
	Update	Fire-and-forget	UpdateDepositAccountEBM
	Query	Request-Response	QueryDepositAccountEBM QueryDepositAccountResponseEBM
Loan Account	Create	Fire-and-forget	CreateLoanAccountEBM
	Update	Fire-and-forget	UpdateLoanAccountEBM
	Query	Request-response	QueryLoanAccountEBM QueryLoanAccountResponseEBM
Bank Guarantee	Query	Request-response	QueryBankGuaranteeEBM QueryBankGuaranteeResponseEBM
Line of Credit	Query	Request-response	QueryLineOfCreditEBM QueryLineOfCreditResponseEBM

Table 11. Operations Supported for Entities in Siebel CRM Integration to Oracle FLEXCUBE Universal Banking

Entity	Operation	Service Type	EBM Used to Generate Integration Object
Service Request	Create	Request-response	CreateServiceRequestEBM
			CreateServiceRequestResponseEBM
	Update	Fire-and-forget	UpdateServiceRequestEBM
Documentary Collection	Query	Request-response	QueryServiceRequestListEBM
			QueryServiceRequestListResponseEBM
Financial Transaction	Query	Request-response	QueryFinancialTransactionListEBM
Customer Interaction	Create	Fire-and-forget	QueryFinancialTransactionListResponseEBM
Documentary Credit	Query	Request-response	CreateCustomerInteractionEBM
Marketing Offer	Query	Request-response	QueryDocumentaryCreditEBM
			QueryDocumentaryCreditResponseEBM
			QueryMarketingOfferListEBM
			QueryMarketingOfferListResponseEBM

Process of Customizing the Integration

This topic lists the steps involved in customizing or extending Siebel CRM Integration to Oracle FLEXCUBE Universal Banking.

To customize the Integration, perform the following tasks:

- 1 [“Installing the Oracle AIA Foundation Pack Enterprise Object Library” on page 80](#)
- 2 [“Importing EBMs into Siebel Tools” on page 80](#)
- 3 [“Updating Data Transformation Files” on page 84](#)
- 4 [“Deploying a Customized Workflow” on page 86](#)
- 5 [“Editing the WSDL Files” on page 87](#)

Installing the Oracle AIA Foundation Pack Enterprise Object Library

This topic describes how to copy the Enterprise Object Library from the Oracle AIA Foundation Pack to obtain the EBOs, EBSs and EBMs required for your customization.

This task is a step in [“Process of Customizing the Integration” on page 79](#).

To install the Oracle AIA Foundation Pack Enterprise Object Library

- 1 Download the Oracle AIA Foundation Pack 11g Release 1 to your local computer from Oracle Software Delivery Cloud at <http://edelivery.oracle.com>
- 2 Install the Oracle AIA Foundation Pack as described in *Oracle® Fusion Middleware Installation and Upgrade Guide for Oracle Application Integration Architecture Foundation Pack 11g Release 1 (11.1.1.4.0)*.
 - Select the following installation options: Select the Copy AIA Software Only option. Choosing this option requires that you manually complete the installation.
 - Select the Foundation Pack check box.
- 3 After the installation, verify that the Oracle AIA Foundation Pack directory structure is as follows on your local computer:
 - EBOs and EBMs are located as follows:

```
AIA_HOME\AIAMetadata\AIAComponents\EnterpriseObjectLibrary\Industry\BankingAndWealthManagement\EBO\Entity\
```
 - Enterprise Business Service WSDL XML documents are located as follows:

```
AIA_HOME\AIAMetadata\AIAComponents\EnterpriseBusinessServiceLibrary\Industry\BankingAndWealthManagement\EBO\Entity\
```

where:

- *AIA_HOME* is the Oracle AIA Foundation Pack installation directory
- *Entity* is the name of the entity, for example, Loan Account, required for the customization

Importing EBMs into Siebel Tools

After you have identified the EBMs required for your customization and have installed the Oracle AIA Foundation Pack on your local computer, you must import the EBMs into Siebel Tools. This topic describes the following tasks:

- Preliminary steps required to prepare the EBMs for import
- How to import EBMs into Siebel Tools

This task is a step in “Process of Customizing the Integration” on page 79.

Preparing to Import the Enterprise Objects to Siebel Tools

Before importing EBM's to Siebel Tools, you must first edit a number of enterprise objects so that they conform to Siebel CRM requirements. In particular, the following differences exist between Siebel CRM and Oracle AIA objects:

- The document tag used by Oracle AIA objects exceeds the limit of 255 characters for comments in Siebel CRM.
- Weakly typed schema (##any, ##other) are not supported in Siebel CRM.

To prepare to import the enterprise objects into Siebel Tools, perform the steps in the following procedure.

To prepare to import the enterprise objects into Siebel Tools

- 1 Using an XML editor, navigate in turn to each of the files listed in the File column of Table 12.
- 2 Edit each file as indicated in the Changes Required column of Table 12.

Table 12. Changes Required to Enterprise Object Library Files

File	Changes Required
\EnterpriseObjectLibrary\Industry\BankingAndWealthManagement \EBO\Entity\V1\EntityEBM.xsd <i>Entity</i> is the specific Enterprise Object Library object, for example, Loan Account.	None
\EnterpriseObjectLibrary\Industry\BankingAndWealthManagement \EBO\Entity\V1\EntityEBO.xsd <i>Entity</i> is the specific Enterprise Object Library object, for example, Loan Account.	Put <xsd:documentation> tag text in a comment.
\EnterpriseObjectLibrary\Industry\BankingAndWealthManagement \Common\V2\Meta.xsd	None
\EnterpriseObjectLibrary\Industry\BankingAndWealthManagement \Common\V2\CommonComponents.xsd	Put <xsd:documentation> tag text in a comment.
\EnterpriseObjectLibrary\Industry\BankingAndWealthManagement \Common\V2\CodeLists.xsd	None
\EnterpriseObjectLibrary\Industry\BankingAndWealthManagement \Common\V2\DataTypes.xsd	None
\EnterpriseObjectLibrary\Industry\BankingAndWealthManagement \Custom\CustomCommonComponents.xsd	None

Table 12. Changes Required to Enterprise Object Library Files

File	Changes Required
\\EnterpriseObjectLibrary\\Industry\\BankingAndWealthManagement\\Custom\\EBO\\LoanAccount\\V1\\CustomLoanAccountEBO.xsd	None
\\EnterpriseObjectLibrary\\Industry\\BankingAndWealthManagement\\Common\\V2\\WS-Addressing.xsd	None
\\EnterpriseObjectLibrary\\Industry\\BankingAndWealthManagement\\Common\\V2\\access_control-xacml-2.0-context-schema-cd-04.xsd	None
\\EnterpriseObjectLibrary\\Industry\\BankingAndWealthManagement\\Common\\V2\\access_control-xacml-2.0-policy-schema-cd-04.xsd	None
\\EnterpriseObjectLibrary\\Infrastructure\\V1\\Meta.xsd	<ul style="list-style-type: none"> ■ Put <xsd:documentation> tag text in a comment. ■ Put the import of the following file in a comment: <pre><xsd:import namespace="http://schemas.xmlsoap.org/ws/2003/03/addressing" schemaLocation="WS-Addressing.xsd"/></pre> This file refers to the http://schemas.xmlsoap.org/ws/2003/03/addressing file which contains ##other namespaces.
\\EnterpriseObjectLibrary\\Infrastructure\\V1\\CodeLists.xsd	Put <xsd:documentation> tag text in a comment.
\\EnterpriseObjectLibrary\\Infrastructure\\V1\\DataTypes.xsd	Put <xsd:documentation> tag text in a comment.
\\EnterpriseObjectLibrary\\Infrastructure\\Custom\\V1\\CustomMeta.xsd	Put <xsd:documentation> tag text in a comment.
\\EnterpriseObjectLibrary\\Infrastructure\\V1\\WS-Addressing.xsd	Put elements where namespace is ##other in a comment. These elements are not required because this include file is commented in the Meta.xsd file.

Table 12. Changes Required to Enterprise Object Library Files

File	Changes Required
\EnterpriseObjectLibrary\Infrastructure\V1 \access_control-xacml-2.0-context-schema-cd-04.xsd	Put elements where namespace is ##any in a comment.
\EnterpriseObjectLibrary\Infrastructure\V1 \access_control-xacml-2.0-policy-schema-cd-04.xsd	Put elements where namespace is ##any in a comment.

Importing the EBM Files to Siebel Tools

The EBMs required by your customization must be imported into Siebel Tools using the Enterprise Application Integration (EAI) XSD Wizard. This wizard analyzes the XML Schema Definition (XSD) file to create an XML integration object that the Siebel EAI infrastructure can interpret. For detailed information on using the EAI XSD Wizard, see *XML Reference: Siebel Enterprise Application Integration*.

To import the EBM files to Siebel Tools

- 1 Start Siebel Tools.
- 2 Click File, then New Object.
- 3 In the New Object Wizards window, click the EAI tab.
- 4 Double-click the Integration Object icon.
- 5 Complete the Integration Object Builder initial page:
 - a Select the project from the first list.
 - b Select EAI XSD Wizard as the Business Service.
 - c Browse to the location of the XSD file that you want to use as follows, then click Next:


```
AIA_HOME\AIAMetaData\AIAComponents\EnterpriseObjectLibrary\Industry\BankingAndWealthManagement\EB0\Entity\V1\Entity\EBM.xsd
```

 where:
 - *AIA_HOME* is the Oracle AIA Foundation Pack installation directory
 - *Entity* is the name of the entity, for example, Loan Account, required for the customization
- 6 Select the source object according to the operation required, for example, CreateLoanAccountResponseEBM, and assign the same name to the integration object. Click Next.
- 7 On the Choose Integration Components screen, click the plus sign to expand the list of integration components, then select the integration components you require for the new integration object. Click Next.

- 8 Click the Deploy Integration Object check-box, then click Finish.

After the successful import of the EBM.xsd file, an integration object with the name you assigned in [Step 6](#) is created. You can view integration objects in the Integration Objects list.

Updating Data Transformation Files

This topic describes how to update data transformation files when customizing the Integration.

This task is a step in [“Process of Customizing the Integration” on page 79](#).

The EAI Extensible Stylesheet Language Transformation (XSLT) service is used to transform data from an external integration object structure to a Siebel integration object structure. XSL transformation (XSLT) files for each entity and operation used in the Integration are available in the *SI EBSRVR*\XSLT directory, where *SI EBSRVR* is the Siebel Server installation directory. These files are called at run-time by the Integration workflows to map data between Oracle FLEXCUBE Universal Banking and Siebel CRM. For information on the Integration workflows, see *Siebel Finance Guide*.

When customizing the Integration, verify that an XSLT file exists for the entity required for your customization, and that it supports the field data mapping required. If a file does not exist, or if it does not support the field mappings required, you must create a new XSLT file or amend an existing XSLT file for the new entities or fields being synchronized, as described in the following procedure.

To update the data transformation files

- 1 Verify whether or not an XSLT file already exists for the entity you are customizing:
 - If you have imported a new entity into Siebel Tools to use in the Integration, as described in [“Importing EBMs into Siebel Tools” on page 80](#), you must create an XSLT file for the new entity. Proceed to [step Step 2](#).
 - If the customization involves mapping additional fields for an entity that is already supported in the Integration, an XSLT file for the entity already exists in the *SI EBSRVR*\XSLT directory. Proceed to [Step 3](#).
- 2 Create a new XSLT file for the entity and add it to the *SI EBSRVR*\XSLT directory.

For an example of an XSLT file created for an entity imported into Siebel Tools for use in the Integration, see [“Example of an XSLT File Created For a New Entity” on page 84](#).
- 3 Edit the appropriate XSLT file for the entity using an XML editor and add the new data mapping information.

Example of an XSLT File Created For a New Entity

This topic lists an example of an XSLT file created for an entity that has been imported into Siebel Tools for use in the Integration. It also lists the source and target XML files associated with the new XSLT file.

In this example, the CreateLoanAccountResponseEBM entity is imported into Siebel Tools, as described in [Step 6 on page 83](#); this provides the source XML file. The EAI XSD Wizard then generates the CreateLoanAccountResponseEBM integration object (the target XML file), as described in [Step 8 on page 84](#). In the XSLT file that must be created for the new entity, the value of the Name field in the source XML file is mapped to the Full Name field in the target XML file.

XSL Transformation File

The following shows the XSLT file created for the new entity to be used in the Integration, CreateLoanAccountResponseEBM.

NOTE: The file in this topic is listed for example purposes only; it is not an actual representation of either an AIA EBM or a Siebel CRM XSD file.

```
<?xml version="1.0" encoding="ISO-8859-1"?>
<xsl:stylesheet version="1.0" xmlns:xsl="http://www.w3.org/1999/XSL/Transform">
<xsl:output method="xml"/>

<xsl:template match="/">
  <xsl:apply-templates select="CreateLoanAccountResponseEBM"/>
</xsl:template>

<xsl:template match="CreateLoanAccountResponseEBM">
  <xsl:apply-templates select="EBMHeader"/>
</xsl:template>

<xsl:template match="EBMHeader">
  <xsl:apply-templates select="Sender"/>
</xsl:template>

<xsl:template match="Sender">
<Siebel Message>
  <Account>
    <AccountId>
      <xsl:value-of select="Id"/>
    </AccountId>
    <FullName>
      <xsl:value-of select="Name"/> <!-- this step maps the value in the Name field
(Aaron)in the source XML file to the FullName field in the Target xml file-->
    </FullName>
  </Account>
</Siebel Message>

</xsl:template>
</xsl:stylesheet>
```

XML Source File

The following shows an example of the CreateLoanAccountResponseEBM XML file imported into Siebel Tools.

```
<?xml version="1.0" encoding="UTF-8" ?>
<CreateLoanAccountResponseEBM LanguageCode="" VersionID="">
  <EBMHeader LanguageCode="">
    <Sender>
      <SenderMessageID schemeVersionID="" schemeID="" schemeAgencyID="">FC_88-
2UU0</SenderMessageID>
      <ID schemeVersionID="" schemeID="" schemeAgencyID="">FLEXCUBE</ID>
      <Name>Aaron</Name> <!-- This is a new field. It is mapped to the Full
Name Field in the Target.xml -->
    </Sender>
    <FaultNotification>
      <FaultMessage>
        <Code ListID="" ListVersionID="" ListAgencyID="" />
        <Text LanguageCode="" LanguageLocal Code="" />
      </FaultMessage>
    </FaultNotification>
  </EBMHeader>
</CreateLoanAccountResponseEBM>
```

XML Target File

The following shows an example XML file generated for the CreateLoanAccountResponseEBM integration object in Siebel Tools.

```
<?xml version="1.0" encoding="UTF-8" ?>
<Siebel Message>
  <Account>
    <AccountID/> <!-- this field maps to Id field in the source.xml -->
    <FullName/> <!-- this field is mapped to Name field in source.xml -->
  </Account>
</Siebel Message>
```

Deploying a Customized Workflow

Workflows, made available as Web services, perform the real-time synchronization of data in Siebel CRM Integration to Oracle FLEXCUBE Universal Banking. When you extend or customize the Integration, it might be necessary to amend the workflows provided with the Integration or to create new workflows. For information on performing both of these tasks, see *Siebel Business Process Framework: Workflow Guide*.

After you create a new workflow or customize an existing workflow, you must deploy the relevant workflow by publishing it as an inbound Web service and then generating a WSDL file for the new Web service. Both tasks are described in this topic.

For detailed information on each of the workflows used in the Integration, see *Siebel Finance Guide*. The workflow XML files for the Loan Account create and upsert workflows used in the Integration are listed in [Appendix A, "Sample Workflow Files."](#) You can use these workflow files as a reference when customizing workflows for your integration environment.

This task is a step in ["Process of Customizing the Integration"](#) on page 79.

To deploy a customized workflow

- 1 Publish the customized workflow as an inbound Web service.

For more information, see *Integration Platform Technologies: Siebel Enterprise Application Integration*.

When publishing the workflow as an inbound Web service, specify the values shown in the following table.

Field	Value
Name (Service Ports list)	When creating the inbound service port record, the name assigned to the port in the Name field must be the same as the port name defined in the EBS WSDL.
Name (Operations list)	When creating the operation record for the new service port, the operation name must be the same as the operation name defined in the EBS WSDL.

For example, for the Loan Account entity, the port name is BankingAndWealthManagementLoanAccountEBS and the operation name is CreateLoanAccount.

- 2 Generate a WSDL file for the inbound Web service as follows:
 - a Navigate to the Administration - Web Services screen, then the Inbound Web Services view.
 - b Select the inbound Web service that you want to publish, then click Generate WSDL.
- 3 Test each operation in the WSDL file, using the soapUI testing tool.

Editing the WSDL Files

The WSDL file that you generated for the inbound Web service in [“Deploying a Customized Workflow” on page 86](#) is combined with the original WSDL file provided for the Web service in the Oracle AIA Enterprise Object Library. This revised WSDL file is then used in the Integration. The editing process to combine sections of both WSDL files is described in this topic.

This task is a step in [“Process of Customizing the Integration” on page 79](#).

To edit the WSDL file

- 1 Navigate to the following directory, and copy the WSDL file for the entity used in the integration customization:

`AIA_HOME\AIAMetaData\AIAComponents\EnterpriseBusinessServiceLibrary\Industry\BankingAndWealthManagement\EBO\Entity\1`

where:

- *Entity* is the name of the entity, for example, Loan Account, used in the customization
- *AIA_HOME* is the Oracle AIA Foundation Pack installation directory

- 2 Edit the WSDL file you have just copied by replacing the sections of the file that relate to the operation specified when you deployed the customized workflow ([Step 1 on page 87](#)) with the corresponding sections of the WSDL file you generated in the Siebel application ([Step 2 on page 87](#)).

NOTE: Do not change the names of the namespaces in the Oracle AIA WSDL file when copying information from the Siebel WSDL file. Continue to use the *ebo* and *ebs* prefixes.

Copy the following sections:

- <schema>
- <message>
- <ports>
- <binding>

- 3 Save the changes you made to the WSDL file, and place it in the same directory where it was originally located, that is, in:

```
AIA_HOME\AIAMetadata\AIAComponents\EnterpriseBusinessServiceLibrary\Industry\BankingAndWealthManagement\EBO\Entity\V1.
```

Use this WSDL file for future testing and publishing to consumer applications.

- 4 In the Siebel application, navigate to the Administration - Web Services screen, then the Inbound Web Services view.
- 5 Select the customized inbound Web service previously deployed in [“Deploying a Customized Workflow” on page 86](#).
- 6 In the Namespace field, change the name to the namespace name specified in the EBS WSDL located in:

```
AIA_HOME\AIAMetadata\AIAComponents\EnterpriseBusinessServiceLibrary\Industry\BankingAndWealthManagement\EBO\Entity\V1
```

For example, for the LoanAccount Create workflow, the following values are specified:

- ❑ Inbound Web service name: FINCORP BIB Loan Account Upsert FAF Workflow
- ❑ Revised Namespace name: <http://xmlns.oracle.com/EnterpriseObjects/Core/EBO/LoanAccount/V1>
- ❑ Operation: CreateLoanAccount

NOTE: The WSDLs for the Siebel CRM Web services used in the Integration are located in *Siebel\8.2\Tools_1\REPPATCH\ACR548.zip*, where *Siebel\8.2\Tools_1* is the Siebel Tools 8.2 installation directory. For additional information, see [“Accessing the Integration Files” on page 18](#).

Example of an Edited WSDL File for the Loan Account Entity

The following is the WSDL file for the Loan Account entity after it has been edited. You can use this file as a reference when editing the WSDL file required for your customization.


```

    <?xml version="1.0" encoding="utf-16"?>
    <!--
    ** Oracle Corporation **
    ** This is an Entity EBS, BASED ON CRUD OPERATIONS **
    ** We always include the wsdl, xsd, soap, our documentation, and Core Common
    namespaces. Always the same prefixes. **
    ** Need to define namespaces for EBO and EBS, and always use these same prefixes -
    ebo and ebs. **
    ** Need to define the target namespace equal to the EBS namespace. Also define a
    name, in the form of - name+EBS. **

    Copyright (c) 2007, 2010, Oracle and/or its affiliates. All rights reserved.

    WSDL File Name
    Name:
    \\EnterpriseBusinessServiceLibrary\Industry\BankingAndWealthManagement\EBO\LoanAccount\
    V1\BankingAndWealthManagementLoanAccountEBSV1.wsdl
    -->

    <definitions xmlns="http://schemas.xmlsoap.org/wsdl/" xmlns:xsd="http://
    www.w3.org/2001/XMLSchema" xmlns:soap="http://schemas.xmlsoap.org/wsdl/soap/"
    xmlns:svcdoc="http://xmlns.oracle.com/Services/Documentation/V1"
    xmlns:corecom="http://xmlns.oracle.com/EnterpriseObjects/Core/Common/V2"
    xmlns:ebo="http://xmlns.oracle.com/EnterpriseObjects/Core/EBO/LoanAccount/V1"
    xmlns:ebs="http://xmlns.oracle.com/EnterpriseServices/Core/LoanAccount/V1"
    name="BankingAndWealthManagementLoanAccountEBSV1" targetNamespace="http://
    xmlns.oracle.com/EnterpriseServices/Core/LoanAccount/V1">

        <types>

            <xsd:schema targetNamespace="http://xmlns.oracle.com/EnterpriseServices/
            LoanAccount/V1" elementFormDefault="qualified">

                <xsd:import namespace="http://xmlns.oracle.com/EnterpriseObjects/Core/
                EBO/LoanAccount/V1" schemaLocation="../../../../../../../../EnterpriseObjectLibrary/
                Industry/BankingAndWealthManagement/EBO/LoanAccount/V1/LoanAccountEBM.xsd" />

                <xsd:import namespace="http://xmlns.oracle.com/EnterpriseObjects/Core/
                Common/V2" schemaLocation="../../../../../../../../EnterpriseObjectLibrary/Industry/
                BankingAndWealthManagement/Common/V2/Meta.xsd" />

            </xsd:schema>

            <xsd:schema elementFormDefault="qualified" targetNamespace="http://
            xmlns.oracle.com/EnterpriseObjects/Core/EBO/LoanAccount/V1">

                <xsd:element name="UpdateLoanAccount_Input">

                    <xsd:complexType>

                        <xsd:sequence>

                            <xsd:element ref="ebo:UpdateLoanAccountEBM" />

                        </xsd:sequence>

                    </xsd:complexType>

                </xsd:element>

            </xsd:schema>

        </types>
    </definitions>

```

```

        </xsd:complexType>
    </xsd:element>
    <xsd:element name="CreateLoanAccount_Input">
        <xsd:complexType>
            <xsd:sequence>
                <xsd:element ref="ebo:CreateLoanAccountEBM" ></xsd:element>
            </xsd:sequence>
        </xsd:complexType>
    </xsd:element>
</xsd:schema>
</types>
<message name="UpdateLoanAccount_Input">
    <part name="UpdateLoanAccount_Input"
    element="ebo:UpdateLoanAccount_Input" ></part>
</message>
<message name="CreateLoanAccount_Input">
    <part name="CreateLoanAccount_Input"
    element="ebo:CreateLoanAccount_Input" ></part>
</message>
<portType name="BankingAndWealthManagementLoanAccountEBS">
    <operation name="UpdateLoanAccount">
        <input message="ebs:UpdateLoanAccount_Input" ></input>
    </operation>
    <operation name="CreateLoanAccount">
        <input message="ebs:CreateLoanAccount_Input" ></input>
    </operation>
</portType>
<binding name="BankingAndWealthManagementLoanAccountEBS"
type="ebs:BankingAndWealthManagementLoanAccountEBS">
    <soap:binding transport="http://schemas.xmlsoap.org/soap/http"
style="document" />
    <operation name="UpdateLoanAccount">

```

```

        <soap:operation soapAction="document/http://xmlns.oracle.com/
EnterpriseObjects/Core/EBO/LoanAccount/V1:UpdateLoanAccount"></soap:operation>
        <input>
            <soap:body use="literal"></soap:body>
        </input>
        <!--output> <soap:body use="literal"></soap:body> </output-->
    </operation>
    <operation name="CreateLoanAccount">
        <soap:operation soapAction="document/http://xmlns.oracle.com/
EnterpriseObjects/Core/EBO/LoanAccount/V1:CreateLoanAccount"></soap:operation>
        <input>
            <soap:body use="literal"></soap:body>
        </input>
        <!--output> <soap:body use="literal"></soap:body> </output-->
    </operation>
</binding>
<service name="BankingAndWealthManagementLoanAccountEBSV1">
    <port binding="ebs:BankingAndWealthManagementLoanAccountEBS"
name="BankingAndWealthManagementLoanAccountEBS">
        <soap:address location="http://sdc78514svqe/eai_enu/
start.swe?SWEExtSource=SecureWebService&SWEExtCmd=Execute&UserName=SADMIN&
Password=MSSQL" />
    </port>
</service>
</definitions>

```

About Customizing Web Services

This topic provides additional information to consider when customizing Web services for the Integration.

About Inbound Fire-and-Forget Web Services

In circumstances where Siebel CRM is the Web service provider, a fire-and-forget Web service is achieved using the Server Requests business service in asynchronous mode over http. Fire-and-forget inbound Web services submit asynchronous requests to the Siebel Server for the Workflow Process Manager to invoke the appropriate create or update workflow for the entity. Make sure that the Workflow Process Manager server component is enabled on the Siebel Server. For more information on the Server Request business service, see *Siebel Business Process Framework: Workflow Guide*.

Web Service Error Handling

Each EBM comprises two sections:

- **Data area.** It identifies the operation to be performed by the EBM and contains the content payload.
- **EBM header.** It contains information used to process the message content. For request-and-response Web services, Oracle FLEXCUBE Universal Banking and Siebel CRM message IDs and errors are captured in the Header section of the EBM.

A

Sample Workflow Files

This appendix lists the XML files for the Loan Account create and Loan Account upsert workflows used in Siebel CRM Integration to Oracle FLEXCUBE Universal Banking. You can use these files as examples if you want to change the existing integration workflows, or create new workflows, when customizing the Integration. The files are listed in the following topics:

- [FINCORP BIB Loan Account Upsert FAF Workflow.xml on page 93](#)
- [FINS BIB Loan Account Create Workflow.xml on page 103](#)

NOTE: In this guide, the term, *the Integration*, refers to Siebel CRM Integration to Oracle FLEXCUBE Universal Banking.

FINCORP BIB Loan Account Upsert FAF Workflow.xml

This topic lists the XML file for the FINCORP BIB Loan Account Upsert FAF workflow.

```
<?xml version="1.0" encoding="utf-16"?>

<REPOSITORY NAME="Siebel Repository" UPDATED="08/23/2011 01:23:42"
  UPDATED_BY="SADMIN" CREATED="08/23/2011 00:21:09" CREATED_BY="SADMIN"
  FIO_PLACEHOLDER_FIO="TRUE">

  <PROJECT ALLOW_OBJECT_LOCKING="Y" INACTIVE="N" LOCKED="N" NAME="FINS Bi B"
    UI_FREEZE="N" UPDATED="08/16/2011 07:49:07" UPDATED_BY="SADMIN" CREATED="11/25/2010
    09:56:41" CREATED_BY="SADMIN" FIO_PLACEHOLDER_FIO="TRUE">

    <WORKFLOW_PROCESS EDIT="N" INACTIVE="N" NAME="FINCORP BIB Loan Account Upsert
    FAF Workflow: 0" OBJECT_LOCKED="N" PASS_BY_REF_HIERARCHY_ARGUMENT="N"
    PERSISTENT_FREQUENCY="N" PROCESS_NAME="FINCORP BIB Loan Account Upsert FAF Workflow"
    REPLICATION_LEVEL="None" RUNNABLE="N" STATE_MANAGEMENT_TYPE="STATEFUL"
    STATUS="COMPLETED" VERSION="0" WEB_SERVICE_ENABLED="N" WORKFLOW_MODE="Service Flow"
    UPDATED="05/04/2011 11:45:02" UPDATED_BY="SADMIN" CREATED="05/04/2011 10:27:12"
    CREATED_BY="SADMIN">

      <WF_PROCESS_PROP ACCESS_MODE="RW" CORRELATOR_FLAG="N" DATA_TYPE="INT_OBJ"
      INOUT="IN" INTEGRATION_OBJECT="CreateLoanAccountEBM" NAME="CreateLoanAccountEBM"
      UPDATED="05/04/2011 10:27:39" UPDATED_BY="SADMIN" CREATED="05/04/2011 10:27:39"
      CREATED_BY="SADMIN"></WF_PROCESS_PROP>

      <WF_PROCESS_PROP ACCESS_MODE="RW" CORRELATOR_FLAG="N"
      DATA_TYPE="PROPSET_CHILD" INOUT="NONE" NAME="DataMap1_Output" UPDATED="05/04/2011
      10:27:39" UPDATED_BY="SADMIN" CREATED="05/04/2011 10:27:39" CREATED_BY="SADMIN"></
      WF_PROCESS_PROP>
```

```

    <WF_PROCESS_PROP ACCESS_MODE="RW" CORRELATOR_FLAG="N"
DATA_TYPE="PROPSET_CHILD" DISPLAY_NAME="EBXMLHi er" INOUT="NONE" NAME="EBXMLHi er"
UPDATED="05/04/2011 10:27:39" UPDATED_BY="SADMIN" CREATED="05/04/2011 10:27:39"
CREATED_BY="SADMIN"></WF_PROCESS_PROP>

    <WF_PROCESS_PROP ACCESS_MODE="RW" CORRELATOR_FLAG="N" DATA_TYPE="VARCHAR"
INOUT="NONE" NAME="EIO_Doc_Output" UPDATED="05/04/2011 10:27:39"
UPDATED_BY="SADMIN" CREATED="05/04/2011 10:27:39" CREATED_BY="SADMIN"></
WF_PROCESS_PROP>

    <WF_PROCESS_PROP ACCESS_MODE="RW" CORRELATOR_FLAG="N" DATA_TYPE="VARCHAR"
INOUT="NONE" NAME="Error Code" UPDATED="05/04/2011 10:27:39" UPDATED_BY="SADMIN"
CREATED="05/04/2011 10:27:39" CREATED_BY="SADMIN"></WF_PROCESS_PROP>

    <WF_PROCESS_PROP ACCESS_MODE="RW" CORRELATOR_FLAG="N" DATA_TYPE="VARCHAR"
INOUT="NONE" NAME="Error Message" UPDATED="05/04/2011 10:27:39" UPDATED_BY="SADMIN"
CREATED="05/04/2011 10:27:39" CREATED_BY="SADMIN"></WF_PROCESS_PROP>

    <WF_PROCESS_PROP ACCESS_MODE="RW" CORRELATOR_FLAG="N"
DATA_TYPE="PROPSET_CHILD" INOUT="NONE" NAME="Hi er_Output" UPDATED="05/04/2011
10:27:39" UPDATED_BY="SADMIN" CREATED="05/04/2011 10:27:39" CREATED_BY="SADMIN"></
WF_PROCESS_PROP>

    <WF_PROCESS_PROP ACCESS_MODE="RW" CORRELATOR_FLAG="N" DATA_TYPE="BINARY"
INOUT="NONE" NAME="IIO_Doc_Output" UPDATED="05/04/2011 10:27:39"
UPDATED_BY="SADMIN" CREATED="05/04/2011 10:27:39" CREATED_BY="SADMIN"></
WF_PROCESS_PROP>

    <WF_PROCESS_PROP ACCESS_MODE="RW" CORRELATOR_FLAG="N" DATA_TYPE="VARCHAR"
DISPLAY_NAME="MessageId" INOUT="NONE" NAME="MessageId" UPDATED="05/04/2011
10:27:39" UPDATED_BY="SADMIN" CREATED="05/04/2011 10:27:39" CREATED_BY="SADMIN"></
WF_PROCESS_PROP>

    <WF_PROCESS_PROP ACCESS_MODE="RW" CORRELATOR_FLAG="N" DATA_TYPE="VARCHAR"
INOUT="NONE" NAME="Object Id" UPDATED="05/04/2011 10:27:39" UPDATED_BY="SADMIN"
CREATED="05/04/2011 10:27:39" CREATED_BY="SADMIN"></WF_PROCESS_PROP>

    <WF_PROCESS_PROP ACCESS_MODE="RW" CORRELATOR_FLAG="N" DATA_TYPE="VARCHAR"
INOUT="NONE" NAME="Process Instance Id" UPDATED="05/04/2011 10:27:39"
UPDATED_BY="SADMIN" CREATED="05/04/2011 10:27:39" CREATED_BY="SADMIN"></
WF_PROCESS_PROP>

    <WF_PROCESS_PROP ACCESS_MODE="RW" CORRELATOR_FLAG="N" DATA_TYPE="VARCHAR"
DEFAULT_STRING="Y" INOUT="NONE" NAME="RunOnWorkfl owProcMgr" UPDATED="05/04/2011
10:27:39" UPDATED_BY="SADMIN" CREATED="05/04/2011 10:27:39" CREATED_BY="SADMIN"></
WF_PROCESS_PROP>

    <WF_PROCESS_PROP ACCESS_MODE="RW" CORRELATOR_FLAG="N" DATA_TYPE="VARCHAR"
INOUT="NONE" NAME="Siebel Operati on Object Id" UPDATED="05/04/2011 10:27:39"
UPDATED_BY="SADMIN" CREATED="05/04/2011 10:27:39" CREATED_BY="SADMIN"></
WF_PROCESS_PROP>

    <WF_PROCESS_PROP ACCESS_MODE="RW" CORRELATOR_FLAG="N" DATA_TYPE="VARCHAR"
DEFAULT_STRING="UTF-16" INOUT="NONE" NAME="XMLCharEncodi ng" UPDATED="05/04/2011
10:27:39" UPDATED_BY="SADMIN" CREATED="05/04/2011 10:27:39" CREATED_BY="SADMIN"></
WF_PROCESS_PROP>

```

```
<WF_PROCESS_PROP ACCESS_MODE="RW" CORRELATOR_FLAG="N" DATA_TYPE="VARCHAR"
INOUT="NONE" NAME="XSLTFileLocation" UPDATED="05/04/2011 10:27:39"
UPDATED_BY="SADMIN" CREATED="05/04/2011 10:27:39" CREATED_BY="SADMIN"></
WF_PROCESS_PROP>
```

```
<WF_STEP ALLOW_RETRY_FLAG="N" BUSINESS_SERVICE_METHOD="SubmitRequest"
BUSINESS_SERVICE_NAME="Server Requests" EDIT="Y" EVALUATE_ALL="Y" INACTIVE="N"
LAYOUT="@0*0*3*0*0*0*1*r15*540 204 636 2529*FillBgClr8*134217218*ArrowEnd1*1"
NAME="Call Async Server Request" TYPE="TASK" UPDATED="05/04/2011 10:34:56"
UPDATED_BY="SADMIN" CREATED="05/04/2011 10:28:49" CREATED_BY="SADMIN">
```

```
<WF_STEP_BRANCH EDIT="Y" EVENT_CANCEL_FLAG="N" EVENT_VISIBILITY="Enterprise"
INACTIVE="N" LAYOUT="@0*0*8*0*0*0*9*LineWidth1*22*P27*840 1684*FrHS1*22*P17*840
2284*Npts1*32*P07*636 2284*ToHS1*38*ArrowEnd1*4" NAME="Connector 2"
TO_STEP_NAME="End 0" TYPE="CONNECTOR" USER_EVENT_TIMEOUT="0" UPDATED="05/04/2011
10:34:56" UPDATED_BY="SADMIN" CREATED="05/04/2011 10:33:26" CREATED_BY="SADMIN">
```

```
<WF_BRANCH_CONNECTOR FROM_STEP_NAME="Call Async Server Request" INACTIVE="N"
LAYOUT="@0*0*8*0*0*0*9*LineWidth1*22*P27*840 1684*FrHS1*22*P17*840
2284*Npts1*32*P07*636 2284*ToHS1*38*ArrowEnd1*4" NAME="Connector 2"
TO_STEP_NAME="End 0" UPDATED="05/04/2011 10:34:56" UPDATED_BY="SADMIN" CREATED="05/
04/2011 10:34:56" CREATED_BY="SADMIN"></WF_BRANCH_CONNECTOR>
```

```
</WF_STEP_BRANCH>
```

```
<WF_STEP_BRANCH EDIT="Y" EVENT_CANCEL_FLAG="N" EVENT_VISIBILITY="Enterprise"
INACTIVE="N" LAYOUT="@0*0*8*0*0*0*9*LineWidth1*24*FrHS1*32*P17*588
3364*Npts1*22*P07*588 2524*ToHS1*19*LineColor3*2558*ArrowEnd1*4" NAME="E04"
TO_STEP_NAME="Dump Error Message" TYPE="ERROR_EXC" USER_EVENT_TIMEOUT="0"
UPDATED="05/04/2011 10:34:56" UPDATED_BY="SADMIN" CREATED="05/04/2011 10:33:26"
CREATED_BY="SADMIN">
```

```
<WF_BRANCH_CONNECTOR FROM_STEP_NAME="Call Async Server Request" INACTIVE="N"
LAYOUT="@0*0*8*0*0*0*9*LineWidth1*24*FrHS1*32*P17*588 3364*Npts1*22*P07*588
2524*ToHS1*19*LineColor3*2558*ArrowEnd1*4" NAME="E04" TO_STEP_NAME="Dump Error
Message" UPDATED="05/04/2011 10:34:56" UPDATED_BY="SADMIN" CREATED="05/04/2011
10:34:56" CREATED_BY="SADMIN"></WF_BRANCH_CONNECTOR>
```

```
</WF_STEP_BRANCH>
```

```
<WF_STEP_I_O_ARGUMENT INACTIVE="N" INPUT_FLAG="I" NAME="Component"
SEQUENCE="1" TYPE="LITERAL" VALUE_SEARCH_SPECIFICATION="WfProcMgr" UPDATED="05/04/
2011 10:30:33" UPDATED_BY="SADMIN" CREATED="05/04/2011 10:30:33"
CREATED_BY="SADMIN"></WF_STEP_I_O_ARGUMENT>
```

```
<WF_STEP_I_O_ARGUMENT INACTIVE="N" INPUT_FLAG="I" NAME="Method" SEQUENCE="3"
TYPE="LITERAL" VALUE_SEARCH_SPECIFICATION="RunProcess" UPDATED="05/04/2011
10:30:33" UPDATED_BY="SADMIN" CREATED="05/04/2011 10:30:33" CREATED_BY="SADMIN"></
WF_STEP_I_O_ARGUMENT>
```

```
<WF_STEP_I_O_ARGUMENT INACTIVE="N" INPUT_FLAG="I" NAME="Mode" SEQUENCE="4"
TYPE="LITERAL" VALUE_SEARCH_SPECIFICATION="DirectDb" UPDATED="05/04/2011 10:30:33"
UPDATED_BY="SADMIN" CREATED="05/04/2011 10:30:33" CREATED_BY="SADMIN"></
WF_STEP_I_O_ARGUMENT>
```

```
<WF_STEP_I_O_ARGUMENT INACTIVE="N" INPUT_FLAG="I" NAME="NumRetries"
SEQUENCE="5" TYPE="LITERAL" VALUE_SEARCH_SPECIFICATION="5" UPDATED="05/04/2011
10:30:33" UPDATED_BY="SADMIN" CREATED="05/04/2011 10:30:33" CREATED_BY="SADMIN"></
WF_STEP_I_O_ARGUMENT>
```

```
<WF_STEP_I_O_ARGUMENT INACTIVE="N" INPUT_FLAG="O" NAME="0: Call Async Server
Request80" OUTPUT_ARG="reqId" PROPERTY_NAME="Object Id" SEQUENCE="8"
TYPE="ARGUMENT" UPDATED="05/04/2011 10:30:34" UPDATED_BY="SADMIN" CREATED="05/04/
2011 10:30:34" CREATED_BY="SADMIN"></WF_STEP_I_O_ARGUMENT>
```

```
<WF_STEP_I_O_ARGUMENT INACTIVE="N" INPUT_FLAG="I" NAME="ReqIDNeeded"
SEQUENCE="6" TYPE="LITERAL" VALUE_SEARCH_SPECIFICATION="True" UPDATED="05/04/2011
10:30:34" UPDATED_BY="SADMIN" CREATED="05/04/2011 10:30:34" CREATED_BY="SADMIN"></
WF_STEP_I_O_ARGUMENT>
```

```
<WF_STEP_I_O_ARGUMENT INACTIVE="N" INPUT_FLAG="I"
NAME="WfProcMgr.EIO_Doc_Output" PROPERTY_NAME="EIO_Doc_Output" SEQUENCE="7"
TYPE="PROPERTY" UPDATED="05/04/2011 10:30:34" UPDATED_BY="SADMIN" CREATED="05/04/
2011 10:30:34" CREATED_BY="SADMIN"></WF_STEP_I_O_ARGUMENT>
```

```
<WF_STEP_I_O_ARGUMENT INACTIVE="N" INPUT_FLAG="I" NAME="WfProcMgr.MessageId"
PROPERTY_NAME="MessageId" SEQUENCE="8" TYPE="PROPERTY" UPDATED="05/04/2011
10:30:34" UPDATED_BY="SADMIN" CREATED="05/04/2011 10:30:34" CREATED_BY="SADMIN"></
WF_STEP_I_O_ARGUMENT>
```

```
<WF_STEP_I_O_ARGUMENT INACTIVE="N" INPUT_FLAG="I"
NAME="WfProcMgr.ProcessName" SEQUENCE="2" TYPE="LITERAL"
VALUE_SEARCH_SPECIFICATION="FINS BIB Loan Account Create Workflow" UPDATED="05/04/
2011 10:30:34" UPDATED_BY="SADMIN" CREATED="05/04/2011 10:30:34"
CREATED_BY="SADMIN"></WF_STEP_I_O_ARGUMENT>
```

```
</WF_STEP>
```

```
<WF_STEP_ALLOW_RETRY_FLAG="N" BUSINESS_SERVICE_METHOD="WritePropSet"
BUSINESS_SERVICE_NAME="EAI XML Write to File" EDIT="Y" EVALUATE_ALL="Y" INACTIVE="N"
LAYOUT="@0*0*3*0*0*0*1*r15*540 336 636 3849*FillBgClr8*134217218*ArrowEnd1*1"
NAME="Dump Error Message" TYPE="TASK" UPDATED="05/04/2011 10:34:56"
UPDATED_BY="SADMIN" CREATED="05/04/2011 10:28:49" CREATED_BY="SADMIN">
```

```
<WF_STEP_BRANCH EDIT="Y" EVENT_CANCEL_FLAG="N" EVENT_VISIBILITY="Enterprise"
INACTIVE="N" LAYOUT="@0*0*8*0*0*0*9*LineWidth1*22*P27*840 1684*FrHS1*22*P17*840
3604*Npts1*32*P07*636 3604*ToHS1*38*ArrowEnd1*4" NAME="Connector 8"
TO_STEP_NAME="End 0" TYPE="CONNECTOR" USER_EVENT_TIMEOUT="0" UPDATED="05/04/2011
10:34:56" UPDATED_BY="SADMIN" CREATED="05/04/2011 10:33:26" CREATED_BY="SADMIN">
```

```
<WF_BRANCH_CONNECTOR FROM_STEP_NAME="Dump Error Message" INACTIVE="N"
LAYOUT="@0*0*8*0*0*0*9*LineWidth1*22*P27*840 1684*FrHS1*22*P17*840
3604*Npts1*32*P07*636 3604*ToHS1*38*ArrowEnd1*4" NAME="Connector 8"
TO_STEP_NAME="End 0" UPDATED="05/04/2011 10:34:56" UPDATED_BY="SADMIN" CREATED="05/
04/2011 10:34:56" CREATED_BY="SADMIN"></WF_BRANCH_CONNECTOR>
```

```
</WF_STEP_BRANCH>
```



```
<WF_STEP_I_O_ARGUMENT INACTIVE="N" INPUT_FLAG="I" NAME="&lt; Value&gt;"
SEQUENCE="6" TYPE="EXPRESSION" VALUE_SEARCH_SPECIFICATION="' MessageId=
'+[& MessageId]+' ErrorCode = '+[& Error Code]+' ErrorMessage= '+[& Error
Message]+'" UPDATED="05/04/2011 10: 30: 34" UPDATED_BY="SADMIN" CREATED="05/04/2011
10: 30: 34" CREATED_BY="SADMIN"></WF_STEP_I_O_ARGUMENT>
```

```
<WF_STEP_I_O_ARGUMENT INACTIVE="N" INPUT_FLAG="I" NAME="FileName"
SEQUENCE="7" TYPE="EXPRESSION" VALUE_SEARCH_SPECIFICATION="'. /log/
'+[& MessageId]+' LACreate.xml'" UPDATED="05/04/2011 10: 30: 34"
UPDATED_BY="SADMIN" CREATED="05/04/2011 10: 30: 34" CREATED_BY="SADMIN"></
WF_STEP_I_O_ARGUMENT>
```

```
</WF_STEP>
```

```
<WF_STEP_ALLOW_RETRY_FLAG="N" EDIT="Y" EVALUATE_ALL="Y" INACTIVE="N"
LAYOUT="@0*0*3*0*0*0*1*r15*792 120 888 1689*FileBgClr8*167641088*ArrowEnd1*1"
NAME="End 0" TYPE="END" UPDATED="05/04/2011 10: 28: 49" UPDATED_BY="SADMIN"
CREATED="05/04/2011 10: 28: 49" CREATED_BY="SADMIN"></WF_STEP>
```

```
<WF_STEP_ALLOW_RETRY_FLAG="N" BUSINESS_SERVICE_METHOD="IntObjHi erToXMLDoc"
BUSINESS_SERVICE_NAME="EAI XML Converter" EDIT="Y" EVALUATE_ALL="Y" INACTIVE="N"
LAYOUT="@0*0*3*0*0*0*1*r15*168 132 264 1809*FileBgClr8*134217218*ArrowEnd1*1"
NAME="External IO to Doc" TYPE="TASK" UPDATED="05/04/2011 10: 34: 56"
UPDATED_BY="SADMIN" CREATED="05/04/2011 10: 28: 49" CREATED_BY="SADMIN">
```

```
<WF_STEP_BRANCH EDIT="Y" EVENT_CANCEL_FLAG="N" EVENT_VISIBILITY="Enterprise"
INACTIVE="N" LAYOUT="@0*0*7*0*0*0*9*LineWidth1*24*FrHS1*22*P17*300
1564*Npts1*22*P07*264 1564*ToHS1*08*ArrowEnd1*4" NAME="Connector 4"
TO_STEP_NAME="RunOnWorkflowProcMgr?" TYPE="CONNECTOR" USER_EVENT_TIMEOUT="0"
UPDATED="05/04/2011 10: 34: 56" UPDATED_BY="SADMIN" CREATED="05/04/2011 10: 33: 26"
CREATED_BY="SADMIN">
```

```
<WF_BRANCH_CONNECTOR FROM_STEP_NAME="External IO to Doc" INACTIVE="N"
LAYOUT="@0*0*7*0*0*0*9*LineWidth1*24*FrHS1*22*P17*300 1564*Npts1*22*P07*264
1564*ToHS1*08*ArrowEnd1*4" NAME="Connector 4" TO_STEP_NAME="RunOnWorkflowProcMgr?"
UPDATED="05/04/2011 10: 34: 56" UPDATED_BY="SADMIN" CREATED="05/04/2011 10: 34: 56"
CREATED_BY="SADMIN"></WF_BRANCH_CONNECTOR>
```

```
</WF_STEP_BRANCH>
```

```
<WF_STEP_BRANCH EDIT="Y" EVENT_CANCEL_FLAG="N" EVENT_VISIBILITY="Enterprise"
INACTIVE="N" LAYOUT="@0*0*9*0*0*0*9*LineWidth1*22*P27*540 3604*FrHS1*32*P17*216
3604*Npts1*32*P07*216 1804*ToHS1*09*LineColor3*2558*ArrowEnd1*4" NAME="E03"
TO_STEP_NAME="Dump Error Message" TYPE="ERROR_EXC" USER_EVENT_TIMEOUT="0"
UPDATED="05/04/2011 10: 34: 56" UPDATED_BY="SADMIN" CREATED="05/04/2011 10: 33: 26"
CREATED_BY="SADMIN">
```

```
<WF_BRANCH_CONNECTOR FROM_STEP_NAME="External IO to Doc" INACTIVE="N"
LAYOUT="@0*0*9*0*0*0*9*LineWidth1*22*P27*540 3604*FrHS1*32*P17*216
3604*Npts1*32*P07*216 1804*ToHS1*09*LineColor3*2558*ArrowEnd1*4" NAME="E03"
TO_STEP_NAME="Dump Error Message" UPDATED="05/04/2011 10: 34: 56" UPDATED_BY="SADMIN"
CREATED="05/04/2011 10: 34: 56" CREATED_BY="SADMIN"></WF_BRANCH_CONNECTOR>
```

```
</WF_STEP_BRANCH>
```

```
<WF_STEP_I_O_ARGUMENT INACTIVE="N" INPUT_FLAG="0" NAME="0: External IO to
Doc40" OUTPUT_ARG="&lt; Value>" PROPERTY_NAME="EIO_Doc_Output" SEQUENCE="4"
TYPE="ARGUMENT" UPDATED="05/04/2011 10: 30: 34" UPDATED_BY="SADMI N" CREATED="05/04/
2011 10: 30: 34" CREATED_BY="SADMI N"></WF_STEP_I_O_ARGUMENT>
```

```
<WF_STEP_I_O_ARGUMENT INACTIVE="N" INPUT_FLAG="I" NAME="Siebel Message"
PROPERTY_NAME="CreateLoanAccountEBM" SEQUENCE="1" TYPE="PROPERTY" UPDATED="05/04/
2011 10: 30: 34" UPDATED_BY="SADMI N" CREATED="05/04/2011 10: 30: 34"
CREATED_BY="SADMI N"></WF_STEP_I_O_ARGUMENT>
```

```
<WF_STEP_I_O_ARGUMENT INACTIVE="N" INPUT_FLAG="I" NAME="XMLCharEncoding"
SEQUENCE="3" TYPE="LITERAL" VALUE_SEARCH_SPECIFICATION="UTF-16" UPDATED="05/04/2011
10: 30: 34" UPDATED_BY="SADMI N" CREATED="05/04/2011 10: 30: 34" CREATED_BY="SADMI N"></
WF_STEP_I_O_ARGUMENT>
```

```
</WF_STEP>
```

```
<WF_STEP_ALLOW_RETRY_FLAG="N" BUSINESS_SERVICE_METHOD="Execute"
BUSINESS_SERVICE_NAME="FINS Industry XML Query Service" EDIT="Y" EVALUATE_ALL="Y"
INACTIVE="N" LAYOUT="@0*0*3*0*0*0*1*r14*24 300 120
3489*FillBgClr8*134217218*ArrowEnd1*1" NAME="Extract Message Id" TYPE="TASK"
UPDATED="05/04/2011 10: 34: 56" UPDATED_BY="SADMI N" CREATED="05/04/2011 10: 28: 49"
CREATED_BY="SADMI N">
```

```
<WF_STEP_BRANCH EDIT="Y" EVENT_CANCEL_FLAG="N" EVENT_VISIBILITY="Enterprise"
INACTIVE="N" LAYOUT="@0*0*9*0*0*0*9*LineWidth1*22*P27*144 1564*FrHS1*22*P17*144
3244*NPts1*42*P07*120 3242*P37*168 1564*ToHS1*08*ArrowEnd1*4" NAME="Connector 7"
TO_STEP_NAME="External IO to Doc" TYPE="CONNECTOR" USER_EVENT_TIMEOUT="0"
UPDATED="05/04/2011 10: 34: 56" UPDATED_BY="SADMI N" CREATED="05/04/2011 10: 33: 26"
CREATED_BY="SADMI N">
```

```
<WF_BRANCH_CONNECTOR FROM_STEP_NAME="Extract Message Id" INACTIVE="N"
LAYOUT="@0*0*9*0*0*0*9*LineWidth1*22*P27*144 1564*FrHS1*22*P17*144
3244*NPts1*42*P07*120 3242*P37*168 1564*ToHS1*08*ArrowEnd1*4" NAME="Connector 7"
TO_STEP_NAME="External IO to Doc" UPDATED="05/04/2011 10: 34: 56" UPDATED_BY="SADMI N"
CREATED="05/04/2011 10: 34: 56" CREATED_BY="SADMI N"></WF_BRANCH_CONNECTOR>
```

```
</WF_STEP_BRANCH>
```

```
<WF_STEP_BRANCH EDIT="Y" EVENT_CANCEL_FLAG="N" EVENT_VISIBILITY="Enterprise"
INACTIVE="N" LAYOUT="@0*0*9*0*0*0*9*LineWidth1*22*P27*540 3604*FrHS1*32*P16*72
3604*NPts1*32*P06*72 3484*ToHS1*09*LineColor3*2558*ArrowEnd1*4" NAME="E02"
TO_STEP_NAME="Dump Error Message" TYPE="ERROR_EXC" USER_EVENT_TIMEOUT="0"
UPDATED="05/04/2011 10: 34: 56" UPDATED_BY="SADMI N" CREATED="05/04/2011 10: 33: 26"
CREATED_BY="SADMI N">
```

```
<WF_BRANCH_CONNECTOR FROM_STEP_NAME="Extract Message Id" INACTIVE="N"
LAYOUT="@0*0*9*0*0*0*9*LineWidth1*22*P27*540 3604*FrHS1*32*P16*72
3604*NPts1*32*P06*72 3484*ToHS1*09*LineColor3*2558*ArrowEnd1*4" NAME="E02"
TO_STEP_NAME="Dump Error Message" UPDATED="05/04/2011 10: 34: 56" UPDATED_BY="SADMI N"
CREATED="05/04/2011 10: 34: 56" CREATED_BY="SADMI N"></WF_BRANCH_CONNECTOR>
```

```
</WF_STEP_BRANCH>
```

```
<WF_STEP_I_O_ARGUMENT I NACTI VE="N" I NPUT_FLAG="I" NAME="MessageI d"
SEQUENCE="4" TYPE="L I T E R A L" VALUE_SEARCH_SPECI F I C A T I O N=". / * / * / * / * / S e n d e r M e s s a g e I d"
UPDATED="05/04/2011 10:30:34" UPDATED_BY="SADMI N" CREATED="05/04/2011 10:30:34"
CREATED_BY="SADMI N"></WF_STEP_I_O_ARGUMENT>
```

```
<WF_STEP_I_O_ARGUMENT I NACTI VE="N" I NPUT_FLAG="0" NAME="0: Extract Message
I d50" OUTPUT_ARG="MessageI d" PROPERTY_NAME="MessageI d" SEQUENCE="5" TYPE="ARGUMENT"
UPDATED="05/04/2011 10:30:34" UPDATED_BY="SADMI N" CREATED="05/04/2011 10:30:34"
CREATED_BY="SADMI N"></WF_STEP_I_O_ARGUMENT>
```

```
<WF_STEP_I_O_ARGUMENT I NACTI VE="N" I NPUT_FLAG="I" NAME="XMLHi erarchy"
PROPERTY_NAME="EBMXMLHi er" SEQUENCE="3" TYPE="PROPERTY" UPDATED="05/04/2011
10:30:34" UPDATED_BY="SADMI N" CREATED="05/04/2011 10:30:34" CREATED_BY="SADMI N"></
WF_STEP_I_O_ARGUMENT>
```

```
</WF_STEP>
```

```
<WF_STEP_ALLOW_RETRY_FLAG="N" EDI T="Y" EVALUATE_ALL="Y" I NACTI VE="N"
LAYOUT="@0*0*3*0*0*0*1*r15*300 132 396 1809*Fi l l BgCl r8*134348798*ArrowEnd1*1"
NAME="RunOnWorkfl owProcMgr?" TYPE="DECI S I O N_P O I N T" UPDATED="05/04/2011 11:45:02"
UPDATED_BY="SADMI N" CREATED="05/04/2011 10:28:49" CREATED_BY="SADMI N">
```

```
<WF_STEP_BRANCH EDI T="Y" EVENT_CANCEL_FLAG="N" EVENT_VI S I B I L I T Y="Enterpri se"
EXPRESSI O N="(RunOnWorkfl owProcMgr All Must Match (Ignore Case)('N'))" I NACTI VE="N"
LAYOUT="@0*0*8*0*0*0*9*Li neWi dth1*22*P26*396 604*FrHS1*12*P16*348
604*NPTs1*32*P07*348 1324*ToHS1*08*ArrowEnd1*4" NAME="NO" TO_STEP_NAME="XSLT
Transformati on" TYPE="DECI S I O N" USER_EVENT_T I M E O U T="0" UPDATED="05/04/2011
11:45:02" UPDATED_BY="SADMI N" CREATED="05/04/2011 10:33:26" CREATED_BY="SADMI N">
```

```
<WF_BRANCH_CONNECTOR FROM_STEP_NAME="RunOnWorkfl owProcMgr?" I NACTI VE="N"
LAYOUT="@0*0*8*0*0*0*9*Li neWi dth1*22*P26*396 604*FrHS1*12*P16*348
604*NPTs1*32*P07*348 1324*ToHS1*08*ArrowEnd1*4" NAME="NO" TO_STEP_NAME="XSLT
Transformati on" UPDATED="05/04/2011 10:34:56" UPDATED_BY="SADMI N" CREATED="05/04/
2011 10:34:56" CREATED_BY="SADMI N"></WF_BRANCH_CONNECTOR>
```

```
<WF_BRANCH_CRI TERI A COMPARE_TO="PROPERTY" EDI T="Y" I NACTI VE="N" NAME="NO3"
OPERATI O N="EQ_ALL_NC" PROPERTY_NAME="RunOnWorkfl owProcMgr" SEQUENCE="3"
UPDATED="05/04/2011 11:45:02" UPDATED_BY="SADMI N" CREATED="05/04/2011 10:50:11"
CREATED_BY="SADMI N">
```

```
<WF_BRANCH_CRI TERI A_VALUE EDI T="N" I NACTI VE="N" LO_CHAR1="N" NAME="NO31"
SEQUENCE="1" UPDATED="05/04/2011 11:45:02" UPDATED_BY="SADMI N" CREATED="05/04/2011
11:45:02" CREATED_BY="SADMI N"></WF_BRANCH_CRI TERI A_VALUE>
```

```
</WF_BRANCH_CRI TERI A>
```

```
</WF_STEP_BRANCH>
```

```
<WF_STEP_BRANCH EDI T="Y" EVENT_CANCEL_FLAG="N" EVENT_VI S I B I L I T Y="Enterpri se"
I NACTI VE="N" LAYOUT="@0*0*8*0*0*0*9*Li neWi dth1*22*P27*540 2284*FrHS1*32*P17*348
2284*NPTs1*32*P07*348 1804*ToHS1*08*ArrowEnd1*4" NAME="YES" TO_STEP_NAME="Call
Async Server Request" TYPE="DEFAULT" USER_EVENT_T I M E O U T="0" UPDATED="05/04/2011
10:34:56" UPDATED_BY="SADMI N" CREATED="05/04/2011 10:33:26" CREATED_BY="SADMI N">
```

```

    <WF_BRANCH_CONNECTOR FROM_STEP_NAME="RunOnWorkflowProcMgr?" INACTIVE="N"
LAYOUT="@0*0*8*0*0*0*9*LineWidth1*22*P27*540 2284*FrHS1*32*P17*348
2284*Npts1*32*P07*348 1804*ToHS1*08*ArrowEnd1*4" NAME="YES" TO_STEP_NAME="Call
Async Server Request" UPDATED="05/04/2011 10:34:56" UPDATED_BY="SADMIN"
CREATED="05/04/2011 10:34:56" CREATED_BY="SADMIN"></WF_BRANCH_CONNECTOR>

</WF_STEP_BRANCH>

</WF_STEP>

<WF_STEP ALLOW_RETRY_FLAG="N" BUSINESS_SERVICE_METHOD="Insert"
BUSINESS_SERVICE_NAME="EAI Siebel Adapter" EDIT="Y" EVALUATE_ALL="Y" INACTIVE="N"
LAYOUT="@0*0*3*0*0*0*1*r13*696 36 792 849*FillBgClr8*134217218*ArrowEnd1*1"
NAME="Siebel EAI Adapter (Synch)" TYPE="TASK" UPDATED="05/04/2011 10:34:56"
UPDATED_BY="SADMIN" CREATED="05/04/2011 10:28:49" CREATED_BY="SADMIN">

<WF_STEP_BRANCH EDIT="Y" EVENT_CANCEL_FLAG="N" EVENT_VISIBILITY="Enterprise"
INACTIVE="N" LAYOUT="@0*0*8*0*0*0*9*LineWidth1*22*P27*840 1204*FrHS1*22*P16*840
604*Npts1*32*P06*792 604*ToHS1*18*ArrowEnd1*4" NAME="Connector 3" TO_STEP_NAME="End
0" TYPE="CONNECTOR" USER_EVENT_TIMEOUT="0" UPDATED="05/04/2011 10:34:56"
UPDATED_BY="SADMIN" CREATED="05/04/2011 10:33:26" CREATED_BY="SADMIN">

<WF_BRANCH_CONNECTOR FROM_STEP_NAME="Siebel EAI Adapter (Synch)"
INACTIVE="N" LAYOUT="@0*0*8*0*0*0*9*LineWidth1*22*P27*840 1204*FrHS1*22*P16*840
604*Npts1*32*P06*792 604*ToHS1*18*ArrowEnd1*4" NAME="Connector 3" TO_STEP_NAME="End
0" UPDATED="05/04/2011 10:34:56" UPDATED_BY="SADMIN" CREATED="05/04/2011 10:34:56"
CREATED_BY="SADMIN"></WF_BRANCH_CONNECTOR>

</WF_STEP_BRANCH>

<WF_STEP_I_O_ARGUMENT INACTIVE="N" INPUT_FLAG="0" NAME="0: Siebel EAI Adapter
(Synch)1" OUTPUT_ARG="reqId" PROPERTY_NAME="ObjectId" SEQUENCE="1" TYPE="ARGUMENT"
UPDATED="05/04/2011 10:30:34" UPDATED_BY="SADMIN" CREATED="05/04/2011 10:30:34"
CREATED_BY="SADMIN"></WF_STEP_I_O_ARGUMENT>

<WF_STEP_I_O_ARGUMENT INACTIVE="N" INPUT_FLAG="I" NAME="Siebel Message"
PROPERTY_NAME="Hier_Output" SEQUENCE="0" TYPE="PROPERTY" UPDATED="05/04/2011
10:30:34" UPDATED_BY="SADMIN" CREATED="05/04/2011 10:30:34" CREATED_BY="SADMIN"></
WF_STEP_I_O_ARGUMENT>

</WF_STEP>

<WF_STEP ALLOW_RETRY_FLAG="N" EDIT="Y" EVALUATE_ALL="Y" INACTIVE="N"
LAYOUT="@0*0*3*0*0*0*1*r14*24 132 120 1809*FillBgClr8*167641088*ArrowEnd1*1"
NAME="Start" TYPE="START" UPDATED="05/04/2011 10:34:56" UPDATED_BY="SADMIN"
CREATED="05/04/2011 10:28:49" CREATED_BY="SADMIN">

<WF_STEP_BRANCH EDIT="Y" EVENT_CANCEL_FLAG="N" EVENT_VISIBILITY="Enterprise"
INACTIVE="N" LAYOUT="@0*0*7*0*0*0*9*LineWidth1*24*FrHS1*32*P16*72
2164*Npts1*22*P06*72 1804*ToHS1*18*ArrowEnd1*4" NAME="Connector 5" TO_STEP_NAME="To
XML Hierarchy" TYPE="DEFAULT" USER_EVENT_TIMEOUT="0" UPDATED="05/04/2011 10:34:56"
UPDATED_BY="SADMIN" CREATED="05/04/2011 10:33:26" CREATED_BY="SADMIN">

```

```
<WF_BRANCH_CONNECTOR FROM_STEP_NAME="Start" INACTIVE="N"
LAYOUT="@0*0*7*0*0*0*9*Li neWi dth1*24*FrHS1*32*P16*72 2164*Npts1*22*P06*72
1804*ToHS1*18*ArrowEnd1*4" NAME="Connector 5" TO_STEP_NAME="To XML Hi erarchy"
UPDATED="05/04/2011 10: 34: 56" UPDATED_BY="SADMI N" CREATED="05/04/2011 10: 34: 56"
CREATED_BY="SADMI N"></WF_BRANCH_CONNECTOR>
```

```
</WF_STEP_BRANCH>
```

```
</WF_STEP>
```

```
<WF_STEP_ALLOW_RETRY_FLAG="N" BUSINESS_SERVICE_METHOD="IntObj Hi erToXMLHi er"
BUSINESS_SERVICE_NAME="EAI Integrati on Object to XML Hi erarchy Converter" EDIT="Y"
EVALUATE_ALL="Y" INACTIVE="N" LAYOUT="@0*0*3*0*0*0*1*r14*24 216 120
2649*Fi l l BgCl r8*134217218*ArrowEnd1*1" NAME="To XML Hi erarchy" TYPE="TASK"
UPDATED="05/04/2011 10: 34: 56" UPDATED_BY="SADMI N" CREATED="05/04/2011 10: 28: 49"
CREATED_BY="SADMI N">
```

```
<WF_STEP_BRANCH EDIT="Y" EVENT_CANCEL_FLAG="N" EVENT_VISIBILITY="Enterpri se"
INACTIVE="N" LAYOUT="@0*0*7*0*0*0*9*Li neWi dth1*24*FrHS1*32*P16*72
3004*Npts1*22*P06*72 2644*ToHS1*18*ArrowEnd1*4" NAME="Connector 6"
TO_STEP_NAME="Extract Message Id" TYPE="CONNECTOR" USER_EVENT_TIMEOUT="0"
UPDATED="05/04/2011 10: 34: 56" UPDATED_BY="SADMI N" CREATED="05/04/2011 10: 33: 26"
CREATED_BY="SADMI N">
```

```
<WF_BRANCH_CONNECTOR FROM_STEP_NAME="To XML Hi erarchy" INACTIVE="N"
LAYOUT="@0*0*7*0*0*0*9*Li neWi dth1*24*FrHS1*32*P16*72 3004*Npts1*22*P06*72
2644*ToHS1*18*ArrowEnd1*4" NAME="Connector 6" TO_STEP_NAME="Extract Message Id"
UPDATED="05/04/2011 10: 34: 56" UPDATED_BY="SADMI N" CREATED="05/04/2011 10: 34: 56"
CREATED_BY="SADMI N"></WF_BRANCH_CONNECTOR>
```

```
</WF_STEP_BRANCH>
```

```
<WF_STEP_BRANCH EDIT="Y" EVENT_CANCEL_FLAG="N" EVENT_VISIBILITY="Enterpri se"
INACTIVE="N" LAYOUT="@0*0*10*0*0*0*9*Li neWi dth1*22*P27*168 3604*FrHS1*22*P17*168
2404*Npts1*42*P07*120 2402*P37*540 3604*ToHS1*09*Li neCol or3*2558*ArrowEnd1*4"
NAME="E01" TO_STEP_NAME="Dump Error Message" TYPE="ERROR_EXC"
USER_EVENT_TIMEOUT="0" UPDATED="05/04/2011 10: 34: 56" UPDATED_BY="SADMI N"
CREATED="05/04/2011 10: 33: 26" CREATED_BY="SADMI N">
```

```
<WF_BRANCH_CONNECTOR FROM_STEP_NAME="To XML Hi erarchy" INACTIVE="N"
LAYOUT="@0*0*10*0*0*0*9*Li neWi dth1*22*P27*168 3604*FrHS1*22*P17*168
2404*Npts1*42*P07*120 2402*P37*540 3604*ToHS1*09*Li neCol or3*2558*ArrowEnd1*4"
NAME="E01" TO_STEP_NAME="Dump Error Message" UPDATED="05/04/2011 10: 34: 56"
UPDATED_BY="SADMI N" CREATED="05/04/2011 10: 34: 56" CREATED_BY="SADMI N"></
WF_BRANCH_CONNECTOR>
```

```
</WF_STEP_BRANCH>
```

```
<WF_STEP_I_O_ARGUMENT INACTIVE="N" INPUT_FLAG="0" NAME="0: To XML Hi erarchy20"
OUTPUT_ARG="XMLHi erarchy" PROPERTY_NAME="EBMXMLHi er" SEQUENCE="2" TYPE="ARGUMENT"
UPDATED="05/04/2011 10: 30: 34" UPDATED_BY="SADMI N" CREATED="05/04/2011 10: 30: 34"
CREATED_BY="SADMI N"></WF_STEP_I_O_ARGUMENT>
```

```
<WF_STEP_I_O_ARGUMENT INACTIVE="N" INPUT_FLAG="I" NAME="Siebel Message"
PROPERTY_NAME="CreateLoanAccountEBM" SEQUENCE="1" TYPE="PROPERTY" UPDATED="05/04/
2011 10:30:34" UPDATED_BY="SADMIN" CREATED="05/04/2011 10:30:34"
CREATED_BY="SADMIN"></WF_STEP_I_O_ARGUMENT>
```

```
</WF_STEP>
```

```
<WF_STEP_ALLOW_RETRY_FLAG="N" BUSINESS_SERVICE_METHOD="XMLDocToIntObjHi er"
BUSINESS_SERVICE_NAME="EAI XML Converter" EDIT="Y" EVALUATE_ALL="Y" INACTIVE="N"
LAYOUT="@0*0*3*0*0*0*1*r13*540 36 636 849*Fi l l BgCl r8*134217218*ArrowEnd1*1"
NAME="XMLDocToHi er" TYPE="TASK" UPDATED="05/04/2011 10:34:56" UPDATED_BY="SADMIN"
CREATED="05/04/2011 10:28:49" CREATED_BY="SADMIN">
```

```
<WF_STEP_BRANCH EDIT="Y" EVENT_CANCEL_FLAG="N" EVENT_VISIBILITY="Enterprise"
INACTIVE="N" LAYOUT="@0*0*7*0*0*0*9*Li neWi dth1*24*FrHS1*22*P16*696
604*NPTs1*22*P06*636 604*ToHS1*08*ArrowEnd1*4" NAME="Connector 1"
TO_STEP_NAME="Siebel EAI Adapter (Synch)" TYPE="CONNECTOR" USER_EVENT_TIMEOUT="0"
UPDATED="05/04/2011 10:34:56" UPDATED_BY="SADMIN" CREATED="05/04/2011 10:33:26"
CREATED_BY="SADMIN">
```

```
<WF_BRANCH_CONNECTOR FROM_STEP_NAME="XMLDocToHi er" INACTIVE="N"
LAYOUT="@0*0*7*0*0*0*9*Li neWi dth1*24*FrHS1*22*P16*696 604*NPTs1*22*P06*636
604*ToHS1*08*ArrowEnd1*4" NAME="Connector 1" TO_STEP_NAME="Siebel EAI Adapter
(Synch)" UPDATED="05/04/2011 10:34:56" UPDATED_BY="SADMIN" CREATED="05/04/2011
10:34:56" CREATED_BY="SADMIN"></WF_BRANCH_CONNECTOR>
```

```
</WF_STEP_BRANCH>
```

```
<WF_STEP_I_O_ARGUMENT INACTIVE="N" INPUT_FLAG="I" NAME="&lt; Value>"
PROPERTY_NAME="IIO_Doc_Output" SEQUENCE="9" TYPE="PROPERTY" UPDATED="05/04/2011
10:30:34" UPDATED_BY="SADMIN" CREATED="05/04/2011 10:30:34" CREATED_BY="SADMIN"></
WF_STEP_I_O_ARGUMENT>
```

```
<WF_STEP_I_O_ARGUMENT INACTIVE="N" INPUT_FLAG="O" NAME="0:XMLDocToHi er100"
OUTPUT_ARG="Siebel Message" PROPERTY_NAME="Hi er_Output" SEQUENCE="10"
TYPE="ARGUMENT" UPDATED="05/04/2011 10:30:34" UPDATED_BY="SADMIN" CREATED="05/04/
2011 10:30:34" CREATED_BY="SADMIN"></WF_STEP_I_O_ARGUMENT>
```

```
</WF_STEP>
```

```
<WF_STEP_ALLOW_RETRY_FLAG="N" BUSINESS_SERVICE_METHOD="Transform"
BUSINESS_SERVICE_NAME="EAI XSLT Servi ce" EDIT="Y" EVALUATE_ALL="Y" INACTIVE="N"
LAYOUT="@0*0*3*0*0*0*1*r13*396 36 492 849*Fi l l BgCl r8*134217218*ArrowEnd1*1"
NAME="XSLT Transformati on" TYPE="TASK" UPDATED="05/04/2011 10:34:56"
UPDATED_BY="SADMIN" CREATED="05/04/2011 10:28:49" CREATED_BY="SADMIN">
```

```
<WF_STEP_BRANCH EDIT="Y" EVENT_CANCEL_FLAG="N" EVENT_VISIBILITY="Enterprise"
INACTIVE="N" LAYOUT="@0*0*7*0*0*0*9*Li neWi dth1*24*FrHS1*22*P16*540
604*NPTs1*22*P06*492 604*ToHS1*08*ArrowEnd1*4" NAME="Connector 0"
TO_STEP_NAME="XMLDocToHi er" TYPE="CONNECTOR" USER_EVENT_TIMEOUT="0" UPDATED="05/04/
2011 10:34:56" UPDATED_BY="SADMIN" CREATED="05/04/2011 10:33:26"
CREATED_BY="SADMIN">
```

```

    <WF_BRANCH_CONNECTOR FROM_STEP_NAME="XSLT Transformation" INACTIVE="N"
LAYOUT="@0*0*7*0*0*0*9*LineWidth1*24*FrHS1*22*P16*540 604*Npts1*22*P06*492
604*ToHS1*08*ArrowEnd1*4" NAME="Connector 0" TO_STEP_NAME="XMLDocToHi er"
UPDATED="05/04/2011 10: 34: 56" UPDATED_BY="SADMIN" CREATED="05/04/2011 10: 34: 56"
CREATED_BY="SADMIN"></WF_BRANCH_CONNECTOR>

</WF_STEP_BRANCH>

<WF_STEP_I_O_ARGUMENT INACTIVE="N" INPUT_FLAG="I" NAME="&l t; Val ue&gt;"
PROPERTY_NAME="EIO_Doc_Output" SEQUENCE="6" TYPE="PROPERTY" UPDATED="05/04/2011
10: 30: 34" UPDATED_BY="SADMIN" CREATED="05/04/2011 10: 30: 34" CREATED_BY="SADMIN"></
WF_STEP_I_O_ARGUMENT>

<WF_STEP_I_O_ARGUMENT INACTIVE="N" INPUT_FLAG="O" NAME="0: XSLT
Transformation1" OUTPUT_ARG="&l t; Val ue&gt;" PROPERTY_NAME="EIO_Doc_Output"
SEQUENCE="1" TYPE="ARGUMENT" UPDATED="05/04/2011 10: 30: 34" UPDATED_BY="SADMIN"
CREATED="05/04/2011 10: 30: 34" CREATED_BY="SADMIN"></WF_STEP_I_O_ARGUMENT>

<WF_STEP_I_O_ARGUMENT INACTIVE="N" INPUT_FLAG="O" NAME="0: XSLT
Transformation90" OUTPUT_ARG="XMLCharEncoding" PROPERTY_NAME="XMLCharEncoding"
SEQUENCE="9" TYPE="ARGUMENT" UPDATED="05/04/2011 10: 30: 34" UPDATED_BY="SADMIN"
CREATED="05/04/2011 10: 30: 34" CREATED_BY="SADMIN"></WF_STEP_I_O_ARGUMENT>

<WF_STEP_I_O_ARGUMENT INACTIVE="N" INPUT_FLAG="I" NAME="XSLTFi leLocati on"
SEQUENCE="7" TYPE="LITERAL" VALUE_SEARCH_SPECIFICATI ON=".. /XSLT/LACreateAccRq. xsl "
UPDATED="05/04/2011 10: 30: 34" UPDATED_BY="SADMIN" CREATED="05/04/2011 10: 30: 34"
CREATED_BY="SADMIN"></WF_STEP_I_O_ARGUMENT>

</WF_STEP>

</WORKFLOW_PROCESS>

</PROJECT>

</REPOSITORY>

```

FINS BIB Loan Account Create Workflow.xml

This topic lists the XML file for the FINS BIB Loan Account Create workflow.

```

<?xml version="1.0" encoding="utf-16"?>

<REPOSITORY NAME="Siebel Repository" UPDATED="08/23/2011 01: 23: 42"
UPDATED_BY="SADMIN" CREATED="08/23/2011 00: 21: 09" CREATED_BY="SADMIN"
FIO_PLACEHOLDER_FIO="TRUE">

  <PROJECT ALLOW_OBJECT_LOCKING="Y" INACTIVE="N" LOCKED="N" NAME="FINS Bi B"
UI_FREEZE="N" UPDATED="08/16/2011 07: 49: 07" UPDATED_BY="SADMIN" CREATED="11/25/2010
09: 56: 41" CREATED_BY="SADMIN" FIO_PLACEHOLDER_FIO="TRUE">

```

```
<WORKFLOW_PROCESS EDIT="N" INACTIVE="N" NAME="FINS BIB Loan Account Create
Workflow: 0" OBJECT_LOCKED="N" PASS_BY_REF_HIERARCHY_ARGUMENT="N"
PERSISTENT_FREQUENCY="N" PROCESS_NAME="FINS BIB Loan Account Create Workflow"
REPLICATION_LEVEL="None" RUNNABLE="N" STATE_MANAGEMENT_TYPE="STATEFUL"
STATUS="COMPLETED" VERSION="0" WEB_SERVICE_ENABLED="N" WORKFLOW_MODE="Service Flow"
UPDATED="05/04/2011 10:34:59" UPDATED_BY="SADMIN" CREATED="05/04/2011 10:27:12"
CREATED_BY="SADMIN">
```

```
<WF_PROCESS_PROP ACCESS_MODE="RW" CORRELATOR_FLAG="N" DATA_TYPE="VARCHAR"
INOUT="IN" NAME="EIO_Doc_Output" UPDATED="05/04/2011 10:27:40" UPDATED_BY="SADMIN"
CREATED="05/04/2011 10:27:40" CREATED_BY="SADMIN"></WF_PROCESS_PROP>
```

```
<WF_PROCESS_PROP ACCESS_MODE="RW" CORRELATOR_FLAG="N" DATA_TYPE="VARCHAR"
INOUT="NONE" NAME="Error Code" UPDATED="05/04/2011 10:27:40" UPDATED_BY="SADMIN"
CREATED="05/04/2011 10:27:40" CREATED_BY="SADMIN"></WF_PROCESS_PROP>
```

```
<WF_PROCESS_PROP ACCESS_MODE="RW" CORRELATOR_FLAG="N" DATA_TYPE="VARCHAR"
INOUT="NONE" NAME="Error Message" UPDATED="05/04/2011 10:27:40" UPDATED_BY="SADMIN"
CREATED="05/04/2011 10:27:40" CREATED_BY="SADMIN"></WF_PROCESS_PROP>
```

```
<WF_PROCESS_PROP ACCESS_MODE="RW" CORRELATOR_FLAG="N"
DATA_TYPE="PROPSET_CHILD" INOUT="NONE" NAME="Hier_Output" UPDATED="05/04/2011
10:27:40" UPDATED_BY="SADMIN" CREATED="05/04/2011 10:27:40" CREATED_BY="SADMIN"></
WF_PROCESS_PROP>
```

```
<WF_PROCESS_PROP ACCESS_MODE="RW" CORRELATOR_FLAG="N" DATA_TYPE="BINARY"
INOUT="NONE" NAME="IIO_Doc_Output" UPDATED="05/04/2011 10:27:40"
UPDATED_BY="SADMIN" CREATED="05/04/2011 10:27:40" CREATED_BY="SADMIN"></
WF_PROCESS_PROP>
```

```
<WF_PROCESS_PROP ACCESS_MODE="RW" CORRELATOR_FLAG="N" DATA_TYPE="VARCHAR"
DISPLAY_NAME="MessageId" INOUT="IN" NAME="MessageId" UPDATED="05/04/2011 10:27:40"
UPDATED_BY="SADMIN" CREATED="05/04/2011 10:27:40" CREATED_BY="SADMIN"></
WF_PROCESS_PROP>
```

```
<WF_PROCESS_PROP ACCESS_MODE="RW" CORRELATOR_FLAG="N" DATA_TYPE="VARCHAR"
INOUT="NONE" NAME="Object Id" UPDATED="05/04/2011 10:27:40" UPDATED_BY="SADMIN"
CREATED="05/04/2011 10:27:40" CREATED_BY="SADMIN"></WF_PROCESS_PROP>
```

```
<WF_PROCESS_PROP ACCESS_MODE="RW" CORRELATOR_FLAG="N" DATA_TYPE="VARCHAR"
INOUT="NONE" NAME="Process Instance Id" UPDATED="05/04/2011 10:27:40"
UPDATED_BY="SADMIN" CREATED="05/04/2011 10:27:40" CREATED_BY="SADMIN"></
WF_PROCESS_PROP>
```

```
<WF_PROCESS_PROP ACCESS_MODE="RW" CORRELATOR_FLAG="N" DATA_TYPE="VARCHAR"
INOUT="NONE" NAME="Siebel Operation Object Id" UPDATED="05/04/2011 10:27:40"
UPDATED_BY="SADMIN" CREATED="05/04/2011 10:27:40" CREATED_BY="SADMIN"></
WF_PROCESS_PROP>
```

```
<WF_PROCESS_PROP ACCESS_MODE="RW" CORRELATOR_FLAG="N" DATA_TYPE="VARCHAR"
DEFAULT_STRING="UTF-16" INOUT="NONE" NAME="XMLCharEncoding" UPDATED="05/04/2011
10:27:40" UPDATED_BY="SADMIN" CREATED="05/04/2011 10:27:40" CREATED_BY="SADMIN"></
WF_PROCESS_PROP>
```



```
<WF_PROCESS_PROP ACCESS_MODE="RW" CORRELATOR_FLAG="N" DATA_TYPE="VARCHAR"
INOUT="NONE" NAME="XSLTFileLocation" UPDATED="05/04/2011 10:27:40"
UPDATED_BY="SADMIN" CREATED="05/04/2011 10:27:40" CREATED_BY="SADMIN"></
WF_PROCESS_PROP>
```

```
<WF_STEP ALLOW_RETRY_FLAG="N" BUSINESS_SERVICE_METHOD="WritePropSet"
BUSINESS_SERVICE_NAME="EAI XML Write to File" EDIT="Y" EVALUATE_ALL="Y" INACTIVE="N"
LAYOUT="@0*0*3*0*0*0*1*r15*444 120 540 1689*FileBgClr8*134217218*ArrowEnd1*1"
NAME="Dump Error Message" TYPE="TASK" UPDATED="05/04/2011 10:34:59"
UPDATED_BY="SADMIN" CREATED="05/04/2011 10:28:49" CREATED_BY="SADMIN">
```

```
<WF_STEP_BRANCH EDIT="Y" EVENT_CANCEL_FLAG="N" EVENT_VISIBILITY="Enterprise"
INACTIVE="N" LAYOUT="@0*0*8*0*0*0*9*LineWidth1*22*P26*612 844*FrHS1*22*P17*612
1444*Npts1*32*P07*540 1444*ToHS1*38*ArrowEnd1*4" NAME="Connector 3"
TO_STEP_NAME="End 0" TYPE="CONNECTOR" USER_EVENT_TIMEOUT="0" UPDATED="05/04/2011
10:34:59" UPDATED_BY="SADMIN" CREATED="05/04/2011 10:33:27" CREATED_BY="SADMIN">
```

```
<WF_BRANCH_CONNECTOR FROM_STEP_NAME="Dump Error Message" INACTIVE="N"
LAYOUT="@0*0*8*0*0*0*9*LineWidth1*22*P26*612 844*FrHS1*22*P17*612
1444*Npts1*32*P07*540 1444*ToHS1*38*ArrowEnd1*4" NAME="Connector 3"
TO_STEP_NAME="End 0" UPDATED="05/04/2011 10:34:59" UPDATED_BY="SADMIN" CREATED="05/
04/2011 10:34:59" CREATED_BY="SADMIN"></WF_BRANCH_CONNECTOR>
```

```
</WF_STEP_BRANCH>
```

```
<WF_STEP_I_O_ARGUMENT INACTIVE="N" INPUT_FLAG="I" NAME="&lt; Value&gt;"
SEQUENCE="1" TYPE="EXPRESSION" VALUE_SEARCH_SPECIFICATION="' MessageId=
'+[&MessageId]+' ErrorCode = '+[&ErrorCode]+' ErrorMessage = '+[&ErrorMessage]+' "'
UPDATED="05/04/2011 10:30:37" UPDATED_BY="SADMIN" CREATED="05/04/2011
10:30:37" CREATED_BY="SADMIN"></WF_STEP_I_O_ARGUMENT>
```

```
<WF_STEP_I_O_ARGUMENT INACTIVE="N" INPUT_FLAG="I" NAME="FileName"
SEQUENCE="2" TYPE="EXPRESSION" VALUE_SEARCH_SPECIFICATION="'. /log/
'+[&MessageId]+' LACreate.xml "'
UPDATED="05/04/2011 10:30:37"
UPDATED_BY="SADMIN" CREATED="05/04/2011 10:30:37" CREATED_BY="SADMIN"></
WF_STEP_I_O_ARGUMENT>
```

```
</WF_STEP>
```

```
<WF_STEP ALLOW_RETRY_FLAG="N" EDIT="Y" EVALUATE_ALL="Y" INACTIVE="N"
LAYOUT="@0*0*3*0*0*0*1*r13*564 36 660 849*FileBgClr8*167641088*ArrowEnd1*1"
NAME="End 0" TYPE="END" UPDATED="05/04/2011 10:28:49" UPDATED_BY="SADMIN"
CREATED="05/04/2011 10:28:49" CREATED_BY="SADMIN"></WF_STEP>
```

```
<WF_STEP ALLOW_RETRY_FLAG="N" BUSINESS_SERVICE_METHOD="Insert"
BUSINESS_SERVICE_NAME="EAI Siebel Adapter" EDIT="Y" EVALUATE_ALL="Y" INACTIVE="N"
LAYOUT="@0*0*3*0*0*0*1*r13*444 36 540 849*FileBgClr8*134217218*ArrowEnd1*1"
NAME="Siebel EAI Adapter (Create)" TYPE="TASK" UPDATED="05/04/2011 10:34:59"
UPDATED_BY="SADMIN" CREATED="05/04/2011 10:28:49" CREATED_BY="SADMIN">
```

```
<WF_STEP_BRANCH EDIT="Y" EVENT_CANCEL_FLAG="N" EVENT_VISIBILITY="Enterprise"
INACTIVE="N" LAYOUT="@0*0*7*0*0*0*9*LineWidth1*24*FrHS1*22*P16*564
604*Npts1*22*P06*540 604*ToHS1*08*ArrowEnd1*4" NAME="Connector 2" TO_STEP_NAME="End
0" TYPE="CONNECTOR" USER_EVENT_TIMEOUT="0" UPDATED="05/04/2011 10:34:59"
UPDATED_BY="SADMIN" CREATED="05/04/2011 10:33:27" CREATED_BY="SADMIN">
```

```

    <WF_BRANCH_CONNECTOR FROM_STEP_NAME="Siebel EAI Adapter (Create)"
    INACTIVE="N" LAYOUT="@0*0*7*0*0*0*9*Li neWi dth1*24*FrHS1*22*P16*564
    604*Npts1*22*P06*540 604*ToHS1*08*ArrowEnd1*4" NAME="Connector 2" TO_STEP_NAME="End
    0" UPDATED="05/04/2011 10: 34: 59" UPDATED_BY="SADMIN" CREATED="05/04/2011 10: 34: 59"
    CREATED_BY="SADMIN"></WF_BRANCH_CONNECTOR>

```

```

</WF_STEP_BRANCH>

```

```

    <WF_STEP_BRANCH EDIT="Y" EVENT_CANCEL_FLAG="N" EVENT_VISIBILITY="Enterprise"
    INACTIVE="N" LAYOUT="@0*0*8*0*0*0*9*Li neWi dth1*24*FrHS1*32*P17*492
    1204*Npts1*22*P06*492 844*ToHS1*19*Li neCo lor3*2558*ArrowEnd1*4" NAME="E03"
    TO_STEP_NAME="Dump Error Message" TYPE="ERROR_EXC" USER_EVENT_TIMEOUT="0"
    UPDATED="05/04/2011 10: 34: 59" UPDATED_BY="SADMIN" CREATED="05/04/2011 10: 33: 27"
    CREATED_BY="SADMIN">

```

```

    <WF_BRANCH_CONNECTOR FROM_STEP_NAME="Siebel EAI Adapter (Create)"
    INACTIVE="N" LAYOUT="@0*0*8*0*0*0*9*Li neWi dth1*24*FrHS1*32*P17*492
    1204*Npts1*22*P06*492 844*ToHS1*19*Li neCo lor3*2558*ArrowEnd1*4" NAME="E03"
    TO_STEP_NAME="Dump Error Message" UPDATED="05/04/2011 10: 34: 59" UPDATED_BY="SADMIN"
    CREATED="05/04/2011 10: 34: 59" CREATED_BY="SADMIN"></WF_BRANCH_CONNECTOR>

```

```

</WF_STEP_BRANCH>

```

```

    <WF_STEP_I_O_ARGUMENT INACTIVE="N" INPUT_FLAG="0" NAME="0: Siebel EAI Adapter
    (Create)1" OUTPUT_ARG="reqId" PROPERTY_NAME="Object Id" SEQUENCE="1"
    TYPE="ARGUMENT" UPDATED="05/04/2011 10: 30: 37" UPDATED_BY="SADMIN" CREATED="05/04/
    2011 10: 30: 37" CREATED_BY="SADMIN"></WF_STEP_I_O_ARGUMENT>

```

```

    <WF_STEP_I_O_ARGUMENT INACTIVE="N" INPUT_FLAG="I" NAME="Siebel Message"
    PROPERTY_NAME="Hi er_Output" SEQUENCE="0" TYPE="PROPERTY" UPDATED="05/04/2011
    10: 30: 37" UPDATED_BY="SADMIN" CREATED="05/04/2011 10: 30: 37" CREATED_BY="SADMIN"></
    WF_STEP_I_O_ARGUMENT>

```

```

</WF_STEP>

```

```

    <WF_STEP_ALLOW_RETRY_FLAG="N" EDIT="Y" EVALUATE_ALL="Y" INACTIVE="N"
    LAYOUT="@0*0*3*0*0*0*1*r12*84 36 180 849*Fi l l BgCl r8*167641088*ArrowEnd1*1"
    NAME="Start" TYPE="START" UPDATED="05/04/2011 10: 34: 59" UPDATED_BY="SADMIN"
    CREATED="05/04/2011 10: 28: 49" CREATED_BY="SADMIN">

```

```

    <WF_STEP_BRANCH EDIT="Y" EVENT_CANCEL_FLAG="N" EVENT_VISIBILITY="Enterprise"
    INACTIVE="N" LAYOUT="@0*0*7*0*0*0*9*Li neWi dth1*24*FrHS1*22*P16*204
    604*Npts1*22*P06*168 604*ToHS1*08*ArrowEnd1*4" NAME="Start" TO_STEP_NAME="XSLT
    Transformati on" TYPE="DEFAULT" USER_EVENT_TIMEOUT="0" UPDATED="05/04/2011 10: 34: 59"
    UPDATED_BY="SADMIN" CREATED="05/04/2011 10: 33: 27" CREATED_BY="SADMIN">

```

```

    <WF_BRANCH_CONNECTOR FROM_STEP_NAME="Start" INACTIVE="N"
    LAYOUT="@0*0*7*0*0*0*9*Li neWi dth1*24*FrHS1*22*P16*204 604*Npts1*22*P06*168
    604*ToHS1*08*ArrowEnd1*4" NAME="Start" TO_STEP_NAME="XSLT Transformati on"
    UPDATED="05/04/2011 10: 34: 59" UPDATED_BY="SADMIN" CREATED="05/04/2011 10: 34: 59"
    CREATED_BY="SADMIN"></WF_BRANCH_CONNECTOR>

```

```

</WF_STEP_BRANCH>

```

```

</WF_STEP>

```

```
<WF_STEP_ALLOW_RETRY_FLAG="N" BUSINESS_SERVICE_METHOD="XMLDocToIntObjHi er"
BUSINESS_SERVICE_NAME="EAI XML Converter" EDIT="Y" EVALUATE_ALL="Y" INACTIVE="N"
LAYOUT="@0*0*3*0*0*0*1*r13*324 36 420 849*Fi l l BgCl r8*134217218*ArrowEnd1*1"
NAME="XMLDocToHi er" TYPE="TASK" UPDATED="05/04/2011 10: 34: 59" UPDATED_BY="SADMI N"
CREATED="05/04/2011 10: 28: 49" CREATED_BY="SADMI N">
```

```
<WF_STEP_BRANCH EDIT="Y" EVENT_CANCEL_FLAG="N" EVENT_VISIBILITY="Enterprise"
INACTIVE="N" LAYOUT="@0*0*7*0*0*0*9*Li neWi dth1*24*FrHS1*22*P16*444
604*Npts1*22*P06*420 604*ToHS1*08*ArrowEnd1*4" NAME="Connector 1"
TO_STEP_NAME="Siebel EAI Adapter (Create)" TYPE="CONNECTOR" USER_EVENT_TIMEOUT="0"
UPDATED="05/04/2011 10: 34: 59" UPDATED_BY="SADMI N" CREATED="05/04/2011 10: 33: 27"
CREATED_BY="SADMI N">
```

```
<WF_BRANCH_CONNECTOR FROM_STEP_NAME="XMLDocToHi er" INACTIVE="N"
LAYOUT="@0*0*7*0*0*0*9*Li neWi dth1*24*FrHS1*22*P16*444 604*Npts1*22*P06*420
604*ToHS1*08*ArrowEnd1*4" NAME="Connector 1" TO_STEP_NAME="Siebel EAI Adapter
(Create)" UPDATED="05/04/2011 10: 34: 59" UPDATED_BY="SADMI N" CREATED="05/04/2011
10: 34: 59" CREATED_BY="SADMI N"></WF_BRANCH_CONNECTOR>
```

```
</WF_STEP_BRANCH>
```

```
<WF_STEP_BRANCH EDIT="Y" EVENT_CANCEL_FLAG="N" EVENT_VISIBILITY="Enterprise"
INACTIVE="N" LAYOUT="@0*0*9*0*0*0*9*Li neWi dth1*22*P27*444 1444*FrHS1*32*P17*372
1444*Npts1*32*P06*372 844*ToHS1*09*Li neCo l or3*2558*ArrowEnd1*4" NAME="E02"
TO_STEP_NAME="Dump Error Message" TYPE="ERROR_EXC" USER_EVENT_TIMEOUT="0"
UPDATED="05/04/2011 10: 34: 59" UPDATED_BY="SADMI N" CREATED="05/04/2011 10: 33: 27"
CREATED_BY="SADMI N">
```

```
<WF_BRANCH_CONNECTOR FROM_STEP_NAME="XMLDocToHi er" INACTIVE="N"
LAYOUT="@0*0*9*0*0*0*9*Li neWi dth1*22*P27*444 1444*FrHS1*32*P17*372
1444*Npts1*32*P06*372 844*ToHS1*09*Li neCo l or3*2558*ArrowEnd1*4" NAME="E02"
TO_STEP_NAME="Dump Error Message" UPDATED="05/04/2011 10: 34: 59" UPDATED_BY="SADMI N"
CREATED="05/04/2011 10: 34: 59" CREATED_BY="SADMI N"></WF_BRANCH_CONNECTOR>
```

```
</WF_STEP_BRANCH>
```

```
<WF_STEP_I_O_ARGUMENT INACTIVE="N" INPUT_FLAG="I" NAME="&l t; Val ue&gt; "
PROPERTY_NAME="I l O_Doc_Output" SEQUENCE="9" TYPE="PROPERTY" UPDATED="05/04/2011
10: 30: 37" UPDATED_BY="SADMI N" CREATED="05/04/2011 10: 30: 37" CREATED_BY="SADMI N"></
WF_STEP_I_O_ARGUMENT>
```

```
<WF_STEP_I_O_ARGUMENT INACTIVE="N" INPUT_FLAG="O" NAME="0: XMLDocToHi er100"
OUTPUT_ARG="Siebel Message" PROPERTY_NAME="Hi er_Output" SEQUENCE="10"
TYPE="ARGUMENT" UPDATED="05/04/2011 10: 30: 37" UPDATED_BY="SADMI N" CREATED="05/04/
2011 10: 30: 37" CREATED_BY="SADMI N"></WF_STEP_I_O_ARGUMENT>
```

```
</WF_STEP>
```

```
<WF_STEP_ALLOW_RETRY_FLAG="N" BUSINESS_SERVICE_METHOD="Transform"
BUSINESS_SERVICE_NAME="EAI XSLT Servi ce" EDIT="Y" EVALUATE_ALL="Y" INACTIVE="N"
LAYOUT="@0*0*3*0*0*0*1*r13*204 36 300 849*Fi l l BgCl r8*134217218*ArrowEnd1*1"
NAME="XSLT Transformati on" TYPE="TASK" UPDATED="05/04/2011 10: 34: 59"
UPDATED_BY="SADMI N" CREATED="05/04/2011 10: 28: 49" CREATED_BY="SADMI N">
```

```

    <WF_STEP_BRANCH EDIT="Y" EVENT_CANCEL_FLAG="N" EVENT_VISIBILITY="Enterprise"
    INACTIVE="N" LAYOUT="@0*0*7*0*0*0*9*LineWidth1*24*FrHS1*22*P16*324
    604*Npts1*22*P06*300 604*ToHS1*08*ArrowEnd1*4" NAME="Connector 0"
    TO_STEP_NAME="XMLDocToHi er" TYPE="CONNECTOR" USER_EVENT_TIMEOUT="0" UPDATED="05/04/
    2011 10: 34: 59" UPDATED_BY="SADMIN" CREATED="05/04/2011 10: 33: 27"
    CREATED_BY="SADMIN">

```

```

    <WF_BRANCH_CONNECTOR FROM_STEP_NAME="XSLT Transformation" INACTIVE="N"
    LAYOUT="@0*0*7*0*0*0*9*LineWidth1*24*FrHS1*22*P16*324 604*Npts1*22*P06*300
    604*ToHS1*08*ArrowEnd1*4" NAME="Connector 0" TO_STEP_NAME="XMLDocToHi er"
    UPDATED="05/04/2011 10: 34: 59" UPDATED_BY="SADMIN" CREATED="05/04/2011 10: 34: 59"
    CREATED_BY="SADMIN"></WF_BRANCH_CONNECTOR>

```

```

</WF_STEP_BRANCH>

```

```

    <WF_STEP_BRANCH EDIT="Y" EVENT_CANCEL_FLAG="N" EVENT_VISIBILITY="Enterprise"
    INACTIVE="N" LAYOUT="@0*0*10*0*0*0*9*LineWidth1*22*P27*492 1934*FrHS1*32*P17*252
    1934*Npts1*42*P06*252 842*P37*492 1684*ToHS1*39*LineColor3*2558*ArrowEnd1*4"
    NAME="E01" TO_STEP_NAME="Dump Error Message" TYPE="ERROR_EXC"
    USER_EVENT_TIMEOUT="0" UPDATED="05/04/2011 10: 34: 59" UPDATED_BY="SADMIN"
    CREATED="05/04/2011 10: 33: 27" CREATED_BY="SADMIN">

```

```

    <WF_BRANCH_CONNECTOR FROM_STEP_NAME="XSLT Transformation" INACTIVE="N"
    LAYOUT="@0*0*10*0*0*0*9*LineWidth1*22*P27*492 1934*FrHS1*32*P17*252
    1934*Npts1*42*P06*252 842*P37*492 1684*ToHS1*39*LineColor3*2558*ArrowEnd1*4"
    NAME="E01" TO_STEP_NAME="Dump Error Message" UPDATED="05/04/2011 10: 34: 59"
    UPDATED_BY="SADMIN" CREATED="05/04/2011 10: 34: 59" CREATED_BY="SADMIN"></
    WF_BRANCH_CONNECTOR>

```

```

</WF_STEP_BRANCH>

```

```

    <WF_STEP_I_O_ARGUMENT INACTIVE="N" INPUT_FLAG="I" NAME="&lt; Value> "
    PROPERTY_NAME="EIO_Doc_Output" SEQUENCE="6" TYPE="PROPERTY" UPDATED="05/04/2011
    10: 30: 37" UPDATED_BY="SADMIN" CREATED="05/04/2011 10: 30: 37" CREATED_BY="SADMIN"></
    WF_STEP_I_O_ARGUMENT>

```

```

    <WF_STEP_I_O_ARGUMENT INACTIVE="N" INPUT_FLAG="O" NAME="O: XSLT
    Transformation1" OUTPUT_ARG="&lt; Value> " PROPERTY_NAME="EIO_Doc_Output"
    SEQUENCE="1" TYPE="ARGUMENT" UPDATED="05/04/2011 10: 30: 37" UPDATED_BY="SADMIN"
    CREATED="05/04/2011 10: 30: 37" CREATED_BY="SADMIN"></WF_STEP_I_O_ARGUMENT>

```

```

    <WF_STEP_I_O_ARGUMENT INACTIVE="N" INPUT_FLAG="O" NAME="O: XSLT
    Transformation90" OUTPUT_ARG="XMLCharEncoding" PROPERTY_NAME="XMLCharEncoding"
    SEQUENCE="9" TYPE="ARGUMENT" UPDATED="05/04/2011 10: 30: 37" UPDATED_BY="SADMIN"
    CREATED="05/04/2011 10: 30: 37" CREATED_BY="SADMIN"></WF_STEP_I_O_ARGUMENT>

```

```

    <WF_STEP_I_O_ARGUMENT INACTIVE="N" INPUT_FLAG="I" NAME="XSLTFileLocation"
    SEQUENCE="7" TYPE="LITERAL" VALUE_SEARCH_SPECIFICATION=".. /XSLT/LACreateAccRq. xsl "
    UPDATED="05/04/2011 10: 30: 37" UPDATED_BY="SADMIN" CREATED="05/04/2011 10: 30: 37"
    CREATED_BY="SADMIN"></WF_STEP_I_O_ARGUMENT>

```

```

</WF_STEP>

```

```

</WORKFLOW_PROCESS>

```

```

</PROJECT>

```

</REPOSITORY>

B

Data Mappings to Siebel EIM Tables

This appendix lists the data mappings used when Oracle Data Integrator retrieves data from Oracle FLEXCUBE Universal Banking staging tables and loads it into the Siebel Enterprise Integration Manager (EIM) tables during the batch data integration process. It includes the following topics:

- [About Mapping Tables on page 111](#)
- [Mapping of Branch Data to Siebel CRM on page 112](#)
- [Mapping of Product Data to Siebel CRM on page 113](#)
- [Mapping of Product Rate Data to Siebel CRM on page 115](#)
- [Mapping of Limit Data to Siebel CRM on page 119](#)
- [Mapping of Mandate Data to Siebel CRM on page 120](#)
- [Mapping of Contract Data \(Bills and Collections\) to Siebel CRM on page 122](#)
- [Mapping of Contract Data \(Letters of Credit\) to Siebel CRM on page 123](#)

About Mapping Tables

The tables in this appendix provide details about the way in which Oracle FLEXCUBE Universal Banking data is mapped to Siebel CRM data for each entity that is integrated using the batch data loading process. For each Oracle FLEXCUBE Universal Banking entity attribute, the mapping tables list the following information for the corresponding Siebel attribute:

- The Siebel business component and field names
- The Siebel base table and column names
- The Siebel EIM table and column names

NOTE: In the tables in this appendix, the term, *the Integration*, refers to Siebel CRM Integration to Oracle FLEXCUBE Universal Banking.

Mapping of Branch Data to Siebel CRM

In Oracle FLEXCUBE Universal Banking, branch data is stored in the STTM_BRANCH_HANDOFF staging table. Table 13 shows how the branch data stored in this table is mapped to Siebel CRM.

Table 13. Branch Data Mapping to Siebel CRM

Oracle FLEXCUBE Attribute	Siebel Business Component	Siebel Field	Siebel Base Table	Siebel Base Column	Siebel EIM Table	Siebel EIM Table Column
Branch_Code	Internal Division	Location	S_ORG_EXT	LOC	EIM_FN_ACCNT1	ACC_LOC Part of User Key
Branch_Code	Internal Division	Party UID	S_ORG_EXT	PARTY_UID	EIM_FN_ACCNT1	PARTY_UID
Branch_Name	Internal Division	Name	S_ORG_EXT	NAME	EIM_FN_ACCNT1	ACC_NAME Part of User Key
Routing_Number	Internal Division	ABA Number	S_ORG_EXT	ABA_NUMBER	EIM_FN_ACCNT1	ACC_ABA_NUMBER
Parent_Branch_Code	Internal Division	Parent Division Id	S_ORG_EXT	PAR_DIVN_ID	EIM_FN_ACCNT1	PARDIV_ACCNT_BU PARDIV_ACCNT_LOC PARDIV_ACCNT_NAME
Local Currency	Internal Division	Currency Code	S_ORG_EXT	BASE_CURCY_CD	EIM_FN_ACCNT1	ACC_BASE_CURCY_CD
Address 1	Internal Division	Street Address	S_CON_ADDR This is a new record in the S_CON_ADDR table.	ADDR_PER_ID	EIM_FN_ACCNT1	ADDR_NAME
Address 2				ACCNT_ID		ACCNT_BU
Address 3						ACCNT_LOC ACCNT_NAME
Address1	CUT Address	Street Address	S_ADDR_PER	ADDR	EIM_ADDR_PER	AP_ADDR
Address2	CUT Address	Branch Address 2	S_ADDR_PER	ADDR_LINE_2	EIM_ADDR_PER	AP_ADDR_LINE_2

Table 13. Branch Data Mapping to Siebel CRM

Oracle FLEXCUBE Attribute	Siebel Business Component	Siebel Field	Siebel Base Table	Siebel Base Column	Siebel EIM Table	Siebel EIM Table Column
Address3	CUT Address	Apartment Number	S_ADDR_PER	ADDR_LINE_3	EIM_ADDR_PER	AP_ADDR_LINE_3
Country Code	CUT Address	Country	S_ADDR_PER	COUNTRY	EIM_FN_ACCNT1	AP_COUNTRY

Mapping of Product Data to Siebel CRM

In Oracle FLEXCUBE Universal Banking, product data is stored in the CSTM_PRD_HANDOFF staging table, and account class data is stored in the STTM_ACLASS_HANDOFF staging table. This topic shows how data stored in these tables is mapped to Siebel CRM.

Table 14 shows the mapping of product data from the Oracle FLEXCUBE Universal Banking CSTM_PRD_HANDOFF table to Siebel CRM.

Table 14. Mapping of Product Data to Siebel CRM

Oracle FLEXCUBE Attribute	Siebel Business Component	Siebel Field	Siebel Base Table	Siebel Base Column	Siebel EIM Table	Siebel EIM Table Column
PRD_CODE	Internal Product	Name	S_PROD_INT	NAME	EIM_PROD_INT	NAME
PRD_DESCRIPTION	Internal Product	Description	S_PROD_INT	DESC_TEXT	EIM_PROD_INT	DESC_TEXT
PRD_TYPE	Internal Product	Product Type	S_PROD_INT	DETAIL_TYPE_CD	EIM_PROD_INT	DETAIL_TYPE_CD
PRD_SLOGAN	Not displayed on business component	No field	S_PROD_INT	STRATEGY	EIM_PROD_INT	STRATEGY
PRD_START_DATE	Internal Product	Start Date	S_PROD_INT	EFF_START_DT	EIM_PROD_INT	EFF_START_DT
PRD_END_DATE	Internal Product	End Date	S_PROD_INT	EFF_END_DT	EIM_PROD_INT	EFF_END_DT
PRD_REMARKS	Internal Product	Comments	S_PROD_INT	COMMENTS	EIM_PROD_INT	PROD_COMMENTS
REVOLVING	Internal Product	Featured	S_PROD_INT	FEATURED_FLG	EIM_PROD_INT	FEATURED_FLG

Table 14. Mapping of Product Data to Siebel CRM

Oracle FLEXCUBE Attribute	Siebel Business Component	Siebel Field	Siebel Base Table	Siebel Base Column	Siebel EIM Table	Siebel EIM Table Column
RECORD STATUS	Internal Product	Version Status	S_PROD_INT	STATUS_CD	EIM_PROD_INT	STATUS_CD
PRD_GROUP	Product Line	Name	S_PROD_LN	NAME	EIM_PROD_LN	PRDLN_NAME
			S_PROD_LN_PROD	PROD_LN_ID	EIM_PROD_LN	PRDLN_NAME There is a many-to-many relationship between Product and Product Line.
			S_PROD_LN_ROD	PROD_ID	EIM_PROD_LN	PROD_PROD_BU PROD_PROD_NAME

Table 15 shows the mapping of account class data from the Oracle FLEXCUBE Universal Banking STTM_ACLASS_HANDOFF staging table to Siebel CRM.

Table 15. Mapping of Account Class Data

Oracle FLEXCUBE Attribute	Siebel Business Component	Siebel Field	Siebel Base Table	Siebel Base Column	Siebel EIM Table	Siebel EIM Table Column
ACCOUNT_CLASS	Internal Product	Name	S_PROD_INT	NAME	EIM_PROD_INT	NAME
DESCRIPTION	Internal Product	Description	S_PROD_INT	DESC_TEXT	EIM_PROD_INT	DESC_TEXT
AC_CLASS_TYPE	Internal Product	Product Type	S_PROD_INT	DETAIL_TYPE_CD	EIM_PROD_INT	DETAIL_TYPE_CD
START_DATE	Internal Product	Start Date	S_PROD_INT	EFF_START_DT	EIM_PROD_INT	EFF_START_DT
END_DATE	Internal Product	End Date	S_PROD_INT	EFF_END_DT	EIM_PROD_INT	EFF_END_DT
RECORD STATUS	Internal Product	Version Status	S_PROD_INT	STATUS_CD	EIM_PROD_INT	STATUS_CD

Table 15. Mapping of Account Class Data

Oracle FLEXCUBE Attribute	Siebel Business Component	Siebel Field	Siebel Base Table	Siebel Base Column	Siebel EIM Table	Siebel EIM Table Column
ACCOUNT_CODE	Product Line	Name	S_PROD_LN	NAME	EIM_PROD_LN	PRDLN_NAME
			S_PROD_LN_PROD	PROD_LN_ID	EIM_PROD_LN	PRDLN_NAME
			S_PROD_LN_PROD	PROD_ID	EIM_PROD_LN	PROD_PROD_BU PROD_PROD_NAME
CHEQUE_BOOK_FACILITY OVERDRAFT_FACILITY PASSBOOK_FACILITY ATM_FACILITY ILM_APPLICABLE BRANCH_LIST	Key Feature A one-to-many mapping exists between Oracle FLEXCUBE products and features.	Feature	S_PROD_SPEC	DESC_TEXT	EIM_PROD_INT1	SPEC_DESC_TEXT
		Value	S_PROD_SPEC	VAL	EIM_PROD_INT1	SPEC_VAL
				PROD_ID	EIM_PROD_INT1	PROD_BU PROD_NAME

Mapping of Product Rate Data to Siebel CRM

In Oracle FLEXCUBE Universal Banking, product rate data is stored in the following staging tables:

- Loan data is stored in the CLTM_LOAN_RATE_HDF staging table.
- Corporate deposit data is stored in the LDTM_CDRATE_HANDOFF staging table.
- Checking account, savings account (CASA) and retail deposit data is stored in the STTM_ACCLASS_UDE_VALHF staging table.

This topic shows how the data stored in these tables is mapped to Siebel CRM.

Table 16 shows the mapping of loan product rate data from the Oracle FLEXCUBE Universal Banking CLTM_LOAN_RATE_HDF staging table to Siebel CRM.

Table 16. Mapping of Loan Product Rate Data to Siebel CRM

Oracle FLEXCUBE Attribute	Siebel Business Component	Siebel Field	Siebel Base Table	Siebel Base Column	Siebel EIM Table	Siebel EIM Table Column
CCY_CODE (Currency)	Internal Product	Currency Code	S_PROD_INT	CARY_COST_CURCY_CD	EIM_FN_PRDI NT1	PROD_CARY COSTCURCY
PRODUCT_CODE (Product)	FIN Product Rates	Product Id	S_PROD_RATE	PROD_ID	EIM_FN_PRDI NT1	PROD_NAME PROD_BU
UDE_ID (Rate Component)	FIN Product Rates	Not Available	S_PROD_RATE	INDEX_CD	EIM_FN_PRDI NT1	RT_INDEX_CD
UDE_VALUE (Rate Code)	FIN Product Rates	Default Rate	S_PROD_RATE	INDEX_RATE	EIM_FN_PRDI NT1	RT_INDEX_RATE
UDE_CCY (Rate Currency)	FIN Product Rates	Not Available	S_PROD_RATE	PROD_CURCY_CD	EIM_FN_PRDI NT1	RT_PROD_CURCY_CD
RATE_TYPE (Rate Type)	FIN Product Rates	Rate Type	S_PROD_RATE	TYPE_CD	EIM_FN_PRDI NT1	RT_TYPE_CD
MAXIMUM_TENOR (Maximum Tenor)	FIN Product Rates	Max Term	S_PROD_RATE	MAX_TERM	EIM_FN_PRDI NT1	RT_MAX_TERM
MINIMUM_TENOR (Minimum Tenor)	FIN Product Rates	Min Term	S_PROD_RATE	MIN_TERM	EIM_FN_PRDI NT1	RT_MIN_TERM
UNITS (Units)	FIN Product Rates	Max Term Duration	S_PROD_RATE	MAX_TERM_DUR_CD	EIM_FN_PRDI NT1	RT_MAX_TERM_DUR_CD
		Min Term Duration		MIN_TERM_DUR_CD		RT_MIN_TERM_DUR_CD

Table 16. Mapping of Loan Product Rate Data to Siebel CRM

Oracle FLEXCUBE Attribute	Siebel Business Component	Siebel Field	Siebel Base Table	Siebel Base Column	Siebel EIM Table	Siebel EIM Table Column
RULE_DESCRIPTION (Rule Description)	FIN Prod Rate Condition	Rate Condition	S_CONDITION	DESC_TEXT	EIM_FN_CND TN	CND_DESC_TEXT
		Condition Type	S_CONDITION	TYPE_CD		CND_TYPE_CD
			S_PRODRATE_COND	COND_ID	EIM_FN_PRDI NT1	COND_CND_DESC_TXT1 COND_CND_TYPE_CD1
		PRODRATE_ID	RT_DEDUCT_AMT PROD_BI PROD_NAME RT_TYPE_CD			

Table 17 shows the mapping of corporate deposit product rate data from the Oracle FLEXCUBE Universal Banking LDTM_CDRATE_HANDOFF staging table to Siebel CRM.

Table 17. Mapping of Corporate Deposit Product Rate Data to Siebel CRM

Oracle FLEXCUBE Attribute	Siebel Business Component	Siebel Field	Siebel Base Table	Siebel Base Column	Siebel EIM Table	Siebel EIM Table Column
PRODUCT_CODE	FIN Product Rates	Product Id	S_PROD_RATE	PROD_ID	EIM_FN_PRDINT1	PROD_NAME PROD_BU
COMPONENT_NAME	FIN Product Rates	Not available	S_PROD_RATE	INDEX_CD	EIM_FN_PRDINT1	RT_INDEX_CD
RATE_TYPE	FIN Product Rates	Rate Type	S_PROD_RATE	TYPE_CD	EIM_FN_PRDINT1	RT_TYPE_CD
CURRENCY	Internal Product	Currency Code	S_PROD_INT	CARY_COST_CURCY_CD	EIM_FN_PRDINT1	PROD_CARY_COSTCURCY
DEFAULT_RATE	FIN Product Rates	Default Rate	S_PROD_RATE	INDEX_RATE	EIM_FN_PRDINT1	RT_INDEX_RATE
MAXIMUM_RATE	FIN Product Rates	Max Rate	S_PROD_RATE	MAX_RATE	EIM_FN_PRDINT1	RT_MAX_RATE
MINIMUM_RATE	FIN Product Rates	Min Rate	S_PROD_RATE	MIN_RATE	EIM_FN_PRDINT1	RT_MIN_RATE

Table 17. Mapping of Corporate Deposit Product Rate Data to Siebel CRM

Oracle FLEXCUBE Attribute	Siebel Business Component	Siebel Field	Siebel Base Table	Siebel Base Column	Siebel EIM Table	Siebel EIM Table Column
DEFAULT_SPREAD	FIN Product Rates	Margin Spread	S_PROD_RATE	MARGIN_SPREAD	EIM_FN_PRDINT1	RT_MARGIN_SPREAD
MAXIMUM_TANOR	FIN Product Rates	Max Term	S_PROD_RATE	MAX_TERM	EIM_FN_PRDINT1	RT_MAX_TERM
MINIMUM_TANOR	FIN Product Rates	Min Term	S_PROD_RATE	MIN_TERM	EIM_FN_PRDINT1	RT_MIN_TERM
UNITS	FIN Product Rates	Max Term Duration	S_PROD_RATE	MAX_TERM_DUR_CD	EIM_FN_PRDINT1	RT_MAX_TERM_DUR_CD
		Min Term Duration		MIN_TERM_DUR_CD		RT_MIN_TERM_DUR_CD

Table 18 shows the mapping of CASA and retail deposit product rate data from the Oracle FLEXCUBE Universal Banking STTM_ACCLASS_UDE_VALHF staging table to Siebel CRM.

Table 18. Mapping of CASA and Retail Deposit Product Rate Data to Siebel CRM

Oracle FLEXCUBE Attribute	Siebel Business Component	Siebel Field	Siebel Base Table	Siebel Base Column	Siebel EIM Table	Siebel EIM Table Column
BRANCH_CODE	Internal Product	Vendor Location	S_PROD_INT	OU_ID	EIM_PROD_INT	VENDR_ACCNT_BU
						VENDR_ACCNT_LOC
						VENDR_ACCNT_NAME
CURRENCY_CODE	Internal Product	Currency	S_PROD_INT	CARY_COST_CURCY_CD	EIM_FN_PRDINT1	PROD_CARYCOSTCURCY
ACCOUNT_CLASS (Product)	FIN Product Rates	Product Id	S_PROD_RATE	PROD_ID	EIM_FN_PRDINT1	PROD_NAME
						PROD_BU
UDE_ID (Rate Component)	FIN Product Rates	Not Available	S_PROD_RATE	INDEX_CD	EIM_FN_PRDINT1	RT_INDEX_CD
RATE	FIN Product Rates	Default Rate	S_PROD_RATE	INDEX_RATE	EIM_FN_PRDINT1	RT_INDEX_RATE

Table 18. Mapping of CASA and Retail Deposit Product Rate Data to Siebel CRM

Oracle FLEXCUBE Attribute	Siebel Business Component	Siebel Field	Siebel Base Table	Siebel Base Column	Siebel EIM Table	Siebel EIM Table Column
CHARGE_AMOUNT	FIN Product Rates	Min Amount	S_PROD_RATE	MIN_AMT	EIM_FN_PRDINT1	RT_MIN_AMT
CHARGE_RATE	FIN Product Rates	Min Rate	S_PROD_RATE	MIN_RATE	EIM_FN_PRDINT1	RT_MIN_RATE

Mapping of Limit Data to Siebel CRM

In Oracle FLEXCUBE Universal Banking, limit data is stored in the GETM_LIMITS_HANDOFF staging table. Table 19 shows how the limit data stored in this table is mapped to Siebel CRM.

Table 19. Mapping of Limit Data to Siebel CRM

Oracle FLEXCUBE Attribute	Siebel Business Component	Siebel Field	Siebel Base Table	Siebel Base Column	Siebel EIM Table	Siebel EIM Table Column
Available Amount	FINS BIB Limit Details	Available Amount	S_FN_LIMIT	AVAILABLE_AMT	EIM_FN_LIMIT	LMT_AVAILABLE_AMT
Effective Limit Amount	FINS BIB Limit Details	Effective Limit Amount	S_FN_LIMIT	EFF_LIMIT_AMT	EIM_FN_LIMIT	LMT_EFFECTIVE_LIMIT_AMT
Line Currency	FINS BIB Limit Details	Line Currency	S_FN_LIMIT	CURCY_CD	EIM_FN_LIMIT	LMT_CURCY_CD
Line ID	FINS BIB Limit Details	Line ID	S_FN_LIMIT	LIMIT_NUM	EIM_FN_LIMIT	LMT_LIMIT_NUM
Customer	FINS BIB Limit Details	Contact Id	S_FN_LIMIT	CONTACT_ID	EIM_FN_LIMIT	LMT_CONTACT_BU
						LMT_CONTACT_PRIV_FLG
						LMT_PERSON_UID
Customer	FINS BIB Limit Details	Account Id	S_FN_LIMIT	ACCOUNT_ID	EIM_FN_LIMIT	LMT_ACCOUNT_CONTACT_BU
						LMT_ACCOUNT_CONTACT_TLO
						LMT_ACCOUNT_CONTACT_TNA

Table 19. Mapping of Limit Data to Siebel CRM

Oracle FLEXCUBE Attribute	Siebel Business Component	Siebel Field	Siebel Base Table	Siebel Base Column	Siebel EIM Table	Siebel EIM Table Column
Main Line ID	FINS BIB Limit Details	Main Line ID	S_FN_LIMIT	PAR_LIMIT_ID	EIM_FN_LIMIT	LMT_PAR_LIMIT_NUM
						LMT_PAR_LMT_ACC_BU
						LMT_PAR_LMT_ACCLOC
						LMT_PAR_LMTACCNAME
						LMT_PAR_LMT_CON_BU
						LMT_PARLMT CONPRIVF
						LMT_PARLMT PERSONUI

Mapping of Mandate Data to Siebel CRM

In Oracle FLEXCUBE Universal Banking, mandate data is stored in the PCTM_CLIENT_HANDOFF staging table. Table 20 shows how the mandate data stored in this table is mapped to Siebel CRM.

Table 20. Mapping of Mandate Data to Siebel CRM

Oracle FLEXCUBE Attribute	Siebel Business Component	Siebel Field	Siebel Base Table	Siebel Base Column	Siebel EIM Table	Siebel EIM Table Column
Product Code	FINS BIB Mandate	Product Code	S_FN_MANDATE	PROD_ID	EIM_FN_ASSET1	MNDT_PROD_NAME
						MNDT_PROD_BU
Customer	FINS BIB Mandate	Contact Id	S_FN_MANDATE	CONTACT_ID	EIM_FN_ASSET1	MNDT_PERSON_UID
						MNDT_CON_PRIV_FLG
						MNDT_CON_BU

Table 20. Mapping of Mandate Data to Siebel CRM

Oracle FLEXCUBE Attribute	Siebel Business Component	Siebel Field	Siebel Base Table	Siebel Base Column	Siebel EIM Table	Siebel EIM Table Column
Customer	FINS BIB Mandate	Account Id	S_FN_MANDATE	ACCOUNT_ID	EIM_FN_ASSET1	MNDT_ACCO UNTACCNTN
						MNDT_ACCO UNTACCNTL
						MNDT_ACCO UNTACC_BU
Account	FINS BIB Mandate	Account Number	S_FN_MANDATE	FN_ACCNT_ID	EIM_FN_ASSET1	AST_ASSET_NUM
						AST_BU
						AST_PROD_BU
						AST_PROD_NAME
AST_REV_NUM						
Currency	FINS BIB Mandate	Currency Code	S_FN_MANDATE	CURCY_CD	EIM_FN_ASSET1	MNDT_CURCY_CD
Direct Debit Agreement Flag	FINS BIB Mandate	Direct Debit Agreement Flag	S_FN_MANDATE	DIRDBT_AGR_REQ_FLG	EIM_FN_ASSET1	MNDTDIRDB TAGREXSFL
Creditor Identification Required	FINS BIB Mandate	Creditor Identification Required Flag	S_FN_MANDATE	CR_ACC_NUM_REQ_FLG	EIM_FN_ASSET1	MNDTCRACC NUMREQFLG
Agreement ID Required	FINS BIB Mandate	Agreement ID Required Flag	S_FN_MANDATE	DIRDBT_AGR_EXS_FLG	EIM_FN_ASSET1	MNDTDIRDB TAGREQFL

Mapping of Contract Data (Bills and Collections) to Siebel CRM

In Oracle FLEXCUBE Universal Banking, bills and collections contract data is stored in the BCTB_CONTRACT_HANDOFF staging table. Table 21 shows how the bills and collections data stored in this table is mapped to Siebel CRM.

Table 21. Mapping of Bills and Collections Data to Siebel CRM

Oracle FLEXCUBE Attribute	Siebel Business Component	Siebel Field	Siebel Base Table	Siebel Base Column	Siebel EIM Table	Siebel EIM Table Column
CONT_REF_NO	FINS BIB Contract	Contract Reference Num	S_ASSET	ASSET_NUM	EIM_ASSET	AST_ASSET_NUM
		Contract Type		TYPE_CD		AST_TYPE_CD
PRODUCT_CODE	FINS BIB Contract	Product Id	S_ASSET	PROD_ID	EIM_ASSET	AST_PROD_NAME; AST_PROD_BU
BRANCH_CODE	FINS BIB Contract	Branch Id	S_ASSET	BRANCH_ID	EIM_FN_ASSET	BRANCH_AC CNT_BU
						BRANCH_AC CNT_LOC
						BRANCH_AC CNT_NAME
BILL_CCY	FINS BIB Contract	Currency Code	S_ASSET	CURCY_CD	EIM_FN_ASSET	AST_CURCY_CD
CONT_STATUS	FINS BIB Contract	Contract Status	S_ASSET	STATUS_CD	EIM_FN_ASSET	AST_STATUS_CD
BILL_AMT	FINS BIB Contract	Contract Amount	S_ASSET	ASSET_VALUE_AMT	EIM_FN_ASSET	AST_ASSETV ALUE_AMT
MAT_DATE	FINS BIB Contract	Maturity Date	S_FN_ACCNT 1_FNX	CP_MATURITY_DT	EIM_FN_ASSET3	AST_CP_MAT URITY_DT
CUSTOMER_ID	FINS BIB Contract	Account Id	S_ASSET	OWNER_ACCNT_ID	EIM_ASSET	OWNER_ACC NT_BU
						OWNER_ACC NT_LOC
						OWNER_ACC NT_NAME

Table 21. Mapping of Bills and Collections Data to Siebel CRM

Oracle FLEXCUBE Attribute	Siebel Business Component	Siebel Field	Siebel Base Table	Siebel Base Column	Siebel EIM Table	Siebel EIM Table Column
CUSTOMER_ID	FINS BIB Contract	Contact Id	S_ASSET_CON	CONTACT_ID	EIM_ASSET	CON_CON_PRIV_FLG
						CON_PERSON_UID
						CON_CON_BU
BILL_OUT_AMT	FINS BIB Contract	Bill Outstanding Amount	S_FN_ACCNT1_FNX	OUTSTANDING_AMT	EIM_FN_ASSET3	AST_OUTSTANDINGAMT
DISC_FLAG	FINS BIB Contract	Discrepancies Flag	S_FN_ACCNT1_FNX	DISCREPANCY_FLG	EIM_FN_ASSET3	AST_DISCREPANCYFLG
EXCPTN_FLAG	FINS BIB Contract	Exceptions Flag	S_FN_ACCNT1_FNX	TXN_FAILURE_FLG	EIM_FN_ASSET3	AST_TXN_FAILUREFLG
LC_CONT_REF_NO	FINS BIB Contract	LC Reference Number	S_ASSET	REF_NUMBER_1	EIM_FN_ASSET	AST_REF_NUMBER_1

Mapping of Contract Data (Letters of Credit) to Siebel CRM

In Oracle FLEXCUBE Universal Banking, letters of credit data is stored in the LCTB_CONTRACT_HANDOFF staging table. [Table 22](#) shows how the letters of credit data stored in this staging table is mapped to Siebel CRM.

Table 22. Mapping of Letters of Credit Data to Siebel CRM

Oracle FLEXCUBE Attribute	Siebel Business Component	Siebel Field	Siebel Base Table	Siebel Base Column	Siebel EIM Table	Siebel EIM Table Column
CONTRACT_REF_NO	FINS BIB Contract	Contract Reference Num	S_ASSET	ASSET_NUM	EIM_ASSET	AST_ASSET_NUM
		Contract Type		TYPE_CD		AST_TYPE_CD

Table 22. Mapping of Letters of Credit Data to Siebel CRM

Oracle FLEXCUBE Attribute	Siebel Business Component	Siebel Field	Siebel Base Table	Siebel Base Column	Siebel EIM Table	Siebel EIM Table Column
PRODUCT_CODE	FINS BIB Contract	Product Id	S_ASSET	PROD_ID	EIM_ASSET	AST_PROD_NAME; AST_PROD_BU
BRANCH_CODE	FINS BIB Contract	Branch Id	S_ASSET	BRANCH_ID	EIM_FN_ASSET	BRANCH_ACCNT_BU
						BRANCH_ACCNT_LOC
						BRANCH_ACCNT_NAME
CURRENCY	FINS BIB Contract	Currency Code	S_ASSET	CURCY_CD	EIM_FN_ASSET	AST_CURCY_CD
CONTRACT_STATUS	FINS BIB Contract	Contract Status	S_ASSET	STATUS_CD	EIM_FN_ASSET	AST_STATUS_CD
CONTRACT_AMT	FINS BIB Contract	Contract Amount	S_ASSET	ASSET_VALUE_AMT	EIM_FN_ASSET	AST_ASSETVALUE_AMT
EXPIRY_DT	FINS BIB Contract	Maturity Date	S_FN_ACCNT1_FNX	CP_MATURITY_DT	EIM_FN_ASSET3	AST_CP_MATURITY_DT
CUSTOMER_ID	FINS BIB Contract	Account Id	S_ASSET	OWNER_ACCNT_ID	EIM_ASSET	OWNER_ACCNT_BU
						OWNER_ACCNT_LOC
						OWNER_ACCNT_NAME
CUSTOMER_ID	FINS BIB Contract	Contact Id	S_ASSET_CON	CONTACT_ID	EIM_ASSET	CON_CON_PRIV_FLG
						CON_PERSON_UID
						CON_CON_BU
OS_LIABILITY	FINS BIB Contract	Bill Outstanding Amount	S_FN_ACCNT1_FNX	OUTSTANDING_AMT	EIM_FN_ASSET3	AST_OUTSTANDING_AMT
CURRENT_AVAILABILITY	FINS BIB Contract	Current Availability	S_ASSET	CURRENT_BAL	EIM_ASSET	AST_CURRENT_BAL

C

EBM Mappings Used in Online Synchronization

This appendix lists the mappings between data in Oracle FLEXCUBE Universal Banking and data in Siebel CRM that are used during the online synchronization of data in Siebel CRM Integration to Oracle FLEXCUBE Universal Banking.

NOTE: In this guide, the term, *the Integration*, refers to Siebel CRM Integration to Oracle FLEXCUBE Universal Banking.

This chapter includes the following topics:

- [CustomerPartyEBM on page 125](#)
- [QueryLineOfCreditEBM on page 170](#)
- [QueryDocumentaryCollectionEBM on page 173](#)
- [QueryDocumentaryCreditEBM on page 178](#)
- [QueryBankGuaranteeEBM on page 189](#)
- [QueryMarketingOfferEBM on page 194](#)
- [CreateSalesOpportunityEBM on page 196](#)
- [ServiceRequestEBM on page 198](#)
- [CreateCustomerInteractionEBM on page 207](#)
- [Deposit AccountEBM on page 211](#)
- [QueryFinancialTransactionListEBM on page 251](#)
- [Loan AccountEBM on page 253](#)

CustomerPartyEBM

The CustomerPartyEBM integration objects, associated with the Customer Party EBO, are used in create, update and query operations in the Integration. The application mappings used by the CustomerPartyEBM integration objects for each of these operations is provided in the following topics:

- ["CreateCustomerPartyEBM" on page 126](#)
- ["QueryCustomerPartyEBM" on page 143](#)
- ["QueryCustomerPartyListEBM" on page 148](#)
- ["UpdateCustomerPartyEBM" on page 161](#)

NOTE: In the tables in this appendix *Oracle FLEXCUBE Universal Banking* has been abbreviated as follows: *Oracle FLEXCUBE*.

CreateCustomerPartyEBM

CreateCustomerPartyEBM is used to synchronize customers created in Oracle FLEXCUBE Universal Banking with Siebel CRM.

Operation

Create

Service Consumer

Oracle FLEXCUBE Universal Banking

Service Provider

Siebel CRM

EBM Request and Response Operational Elements

The elements are as follows:

- CreateCustomerPartyEBM
- CreateCustomerPartyResponseEBM

Information about the CreateCustomerPartyEBM request-and-response messages is provided in the following topics.

CreateCustomerPartyEBM

Table 23 lists the mapping information for the CreateCustomerPartyEBM.

Table 23. CreateCustomerPartyEBM

XML Path	Oracle FLEXCUBE Service Name	Oracle FLEXCUBE Interface Object	Oracle FLEXCUBE Interface Column	Siebel Contact Business Component	Siebel Contact Field	Siebel Account Business Component	Siebel Account Field
/Identification /ID	FCUBS Customer Service	ST-New Customer-Notify-MSG.xsd	FCUBS_NOTIFICATION /FCUBS_NOTIFICATION IDENTIFIER /Customer-Full /CUSTNO	Contact	Integration Id	Account	Integration Id
/Identification /Application ObjectKey /ContextID	FCUBS Customer Service	ST-New Customer-Notify-MSG.xsd	FCUBS_NOTIFICATION /FCUBS_NOTIFICATION IDENTIFIER /Customer-Full/CTYPE	Not applicable	Not applicable	Not applicable	Not applicable
/PartyLocation /Location Reference /Address /LineOne	FCUBS Customer Service	ST-New Customer-Notify-MSG.xsd	FCUBS_NOTIFICATION /FCUBS_NOTIFICATION IDENTIFIER /Customer-Full /ADDRLN1	CUT Address	Street Address	CUT Address	Street Address
/PartyLocation /Location Reference /Address /LineTwo	FCUBS Customer Service	ST-New Customer-Notify-MSG.xsd	FCUBS_NOTIFICATION /FCUBS_NOTIFICATION IDENTIFIER Customer-Full/ ADDR LN2	CUT Address	Street Address 2	CUT Address	Street Address 2

Table 23. CreateCustomerPartyEBM

XML Path	Oracle FLEXCUBE Service Name	Oracle FLEXCUBE Interface Object	Oracle FLEXCUBE Interface Column	Siebel Contact Business Component	Siebel Contact Field	Siebel Account Business Component	Siebel Account Field
/PartyLocation/LocationReference/Address/LineThree	FCUBS Customer Service	ST-New Customer-Notify-MSG.xsd	FCUBS_NOTIFICATION/FCUBS_NOTIFICATION_IDENTITY Customer-Full/ADDRLN3	CUT Address	City	CUT Address	City
/PartyLocation/LocationReference/Address/LineFour	FCUBS Customer Service	ST-New Customer-Notify-MSG.xsd	FCUBS_NOTIFICATION/FCUBS_NOTIFICATION_IDENTITY Customer-Full/ADDRLN4	Not applicable	Not applicable	Not applicable	Not applicable
/PartyLocation/LocationReference/Address/CountryCode	FCUBS Customer Service	ST-New Customer-Notify-MSG.xsd	FCUBS_NOTIFICATION/FCUBS_NOTIFICATION_IDENTITY Customer-Full/COUNTRY	CUT Address	Country	CUT Address	Country
/PartyLocation/LocationReference/LocationIdentification/AlternateObjectKey/Id	Not applicable	Not applicable	Value provided is Y (Indicating primary address)	Not applicable	Not applicable	Not applicable	Not applicable
/PartyContact/Contact/ContactPhoneCommunication/PhoneCommunication/CompleteNumber	FCUBS Customer Service	ST-New Customer-Notify-MSG.xsd	FCUBS_NOTIFICATION/FCUBS_NOTIFICATION_IDENTITY Cust personal/TEL	Contact	Work Phone#	Not applicable	Not applicable

Table 23. CreateCustomerPartyEBM

XML Path	Oracle FLEXCUBE Service Name	Oracle FLEXCUBE Interface Object	Oracle FLEXCUBE Interface Column	Siebel Contact Business Component	Siebel Contact Field	Siebel Account Business Component	Siebel Account Field
/PartyContact/Contact/ContactFaxCommunication/FaxCommunication/CompleteNumber	FCUBS Customer Service	ST-New Customer-Notify-MSG.xsd	FCUBS_NOTIFICATION/FCUBS_NOTIFICATION_IDENTIFIER Cust personal /FAX	Contact	Fax Phone #	Not applicable	Not applicable
/PartyContact/Contact/ContactEmailCommunication/EmailCommunication/URI	FCUBS Customer Service	ST-New Customer-Notify-MSG.xsd	FCUBS_NOTIFICATION/FCUBS_NOTIFICATION_IDENTIFIER Cust personal /EMAIL	Contact	Email Address	Not applicable	Not applicable
/Person/GenderCode	FCUBS Customer Service	ST-New Customer-Notify-MSG.xsd	FCUBS_NOTIFICATION/FCUBS_NOTIFICATION_IDENTIFIER Cust personal /SEX	Contact	M/F	Not applicable	Not applicable
/Person/MaritalStatusCode	FCUBS Customer Service	ST-New Customer-Notify-MSG.xsd	FCUBS_NOTIFICATION/FCUBS_NOTIFICATION_IDENTIFIER Cust domestic /MARTIAL STAT	Contact	Marital Status	Not applicable	Not applicable
/Person/BirthDate Time	FCUBS Customer Service	ST-New Customer-Notify-MSG.xsd	FCUBS_NOTIFICATION/FCUBS_NOTIFICATION_IDENTIFIER Customer-Full/Cust personal /DOB	Contact	Birth Date	Not applicable	Not applicable

Table 23. CreateCustomerPartyEBM

XML Path	Oracle FLEXCUBE Service Name	Oracle FLEXCUBE Interface Object	Oracle FLEXCUBE Interface Column	Siebel Contact Business Component	Siebel Contact Field	Siebel Account Business Component	Siebel Account Field
/Person /Language Code	FCUBS Customer Service	ST-New Customer-Notify-MSG.xsd	FCUBS_NOTIFICATION /FCUBS_NOTIF_IDENTIFIER Customer-Full/LANG	Contact	Language Code	Not applicable	Not applicable
/Person /Nationality CountryCode	FCUBS Customer Service	ST-New Customer-Notify-MSG.xsd	FCUBS_NOTIFICATION /FCUBS_NOTIF_IDENTIFIER Customer-Full/Cust personal NLTY	Contact	Citizenship	Not applicable	Not applicable
/Person /RentOrOwn Code	FCUBS Customer Service	ST-New Customer-Notify-MSG.xsd	FCUBS_NOTIFICATION /FCUBS_NOTIF_IDENTIFIER Customer-Full/Cust personal/Cust domestic/ ACCOMADATE	Contact	Own or Rent	Not applicable	Not applicable
/Person /Deceased Indicator	FCUBS Customer Service	ST-New Customer-Notify-MSG.xsd	FCUBS_NOTIFICATION /FCUBS_NOTIF_IDENTIFIER Customer-Full/DEAD	Contact	Deceased Flag	Not applicable	Not applicable

Table 23. CreateCustomerPartyEBM

XML Path	Oracle FLEXCUBE Service Name	Oracle FLEXCUBE Interface Object	Oracle FLEXCUBE Interface Column	Siebel Contact Business Component	Siebel Contact Field	Siebel Account Business Component	Siebel Account Field
/Person /PersonName /FirstName	FCUBS Customer Service	ST-New Customer-Notify-MSG.xsd	FCUBS_ NOTIFICATION /FCUBS_ NOTIF_ IDENTIFIER Customer-Full/Cust personal/ FSTNAME	Contact	First Name	Not applicable	Not applicable
/Person /PersonName /MiddleName	FCUBS Customer Service	ST-New Customer-Notify-MSG.xsd	FCUBS_ NOTIFICATION /FCUBS_ NOTIF_ IDENTIFIER Customer-Full/Cust personal/ MIDNAME	Contact	Middle Name	Not applicable	Not applicable
/Person /PersonName /FamilyName	FCUBS Customer Service	ST-New Customer-Notify-MSG.xsd	FCUBS_ NOTIFICATION /FCUBS_ NOTIF_ IDENTIFIER Customer-Full/Cust personal /LSTNAME	Contact	Last Name	Not applicable	Not applicable
/Person /PersonName /Title	FCUBS Customer Service	ST-New Customer-Notify-MSG.xsd	FCUBS_ NOTIFICATION /FCUBS_ NOTIF_ IDENTIFIER Customer-Full/Cust personal /TITLE	Contact	M/M	Not applicable	Not applicable
/Person /PersonName /Alias	FCUBS Customer Service	ST-New Customer-Notify-MSG.xsd	FCUBS_ NOTIFICATION /FCUBS_ NOTIF_ IDENTIFIER Customer-Full/SNAME	Contact	Alias	Not applicable	Not applicable

Table 23. CreateCustomerPartyEBM

XML Path	Oracle FLEXCUBE Service Name	Oracle FLEXCUBE Interface Object	Oracle FLEXCUBE Interface Column	Siebel Contact Business Component	Siebel Contact Field	Siebel Account Business Component	Siebel Account Field
/Person /Education Record /MajorCourse Category	FCUBS Customer Service	ST-New Customer- Notify- MSG.xsd	FCUBS_ NOTIFICA- TION /FCUBS_ NOTIF_ IDENTIFIER Customer- Full/Cust personal/ Cust domestic /EDUSTAT	Contact	FINS Education	Not applicable	Not applicable
/Person /Employment Record /Employer Organization Name	FCUBS Customer Service	ST-New Customer- Notify- MSG.xsd	FCUBS_ NOTIFICA- TION /FCUBS_ NOTIF_ IDENTIFIER Customer- Full/Cust personal/ Custprof /CURREMP	Contact	Employer Name Free Text	Not applicable	Not applicable
/Person /Employment Record /JobTitle	FCUBS Customer Service	ST-New Customer- Notify- MSG.xsd	FCUBS_ NOTIFICA- TION /FCUBS_ NOTIF_ IDENTIFIER Customer- Full/Cust personal/ Custprof/ CURRDESIG	Contact	Job Title	Not applicable	Not applicable
/Organization /Name	FCUBS Customer Service	ST-New Customer- Notify- MSG.xsd	FCUBS_ NOTIFICA- TION /FCUBS_ NOTIF_ IDENTIFIER Customer- Full/ Custcorp/ CORPNAME	Not applicable	Not applicable	Account	Name

Table 23. CreateCustomerPartyEBM

XML Path	Oracle FLEXCUBE Service Name	Oracle FLEXCUBE Interface Object	Oracle FLEXCUBE Interface Column	Siebel Contact Business Component	Siebel Contact Field	Siebel Account Business Component	Siebel Account Field
/Organization/LineOfBusiness	FCUBS Customer Service	ST-New Customer-Notify-MSG.xsd	FCUBS_NOTIFICATION/FCUBS_NOTIF_IDENTIFIER Customer-Full/Custcorp/CORPDESC	Not applicable	Not applicable	Account	Line of Business
/Person/TaxPayerIdentificationNumber	FCUBS Customer Service	ST-New Customer-Notify-MSG.xsd	FCUBS_NOTIFICATION/FCUBS_NOTIF_IDENTIFIER Customer-Full/SSN	Contact	SSN	Not applicable	Not applicable
/Organization/HomeCountryCode	FCUBS Customer Service	ST-New Customer-Notify-MSG.xsd	FCUBS_NOTIFICATION/FCUBS_NOTIF_IDENTIFIER Customer-Full/Cust personal/NLTY	Not applicable	Not applicable	BIB Account BC	Country of Incorporation
/Organization/BankBranchReference/BankBranchIdentification/ID	FCUBS Customer Service	ST-New Customer-Notify-MSG.xsd	FCUBS_NOTIFICATION/FCUBS_NOTIF_IDENTIFIER Customer-Full/LBRN	Not applicable	Not applicable	BIB Account BC	Branch Code
/LevelCode	Not applicable	Not applicable	Values will be PROSPECT, CUSTOMER	Contact	Status	Account	Account Status
/TypeCode	FCUBS Customer Service	ST-New Customer-Notify-MSG.xsd	FCUBS_NOTIFICATION/FCUBS_NOTIF_IDENTIFIER Customer-Full/CTYPE	Not applicable	Not applicable	Not applicable	Not applicable

Table 23. CreateCustomerPartyEBM

XML Path	Oracle FLEXCUBE Service Name	Oracle FLEXCUBE Interface Object	Oracle FLEXCUBE Interface Column	Siebel Contact Business Component	Siebel Contact Field	Siebel Account Business Component	Siebel Account Field
/TaxCode	FCUBS Customer Service	ST-New Customer-Notify-MSG.xsd	FCUBS_NOTIFICATION /FCUBS_NOTIF_IDENTIFIER Customer-Full/TAXGROUP	Contact	Tax Code	BIB Account BC	Tax Code
/Status/Code	FCUBS Customer Service	ST-New Customer-Notify-MSG.xsd	FCUBS_NOTIFICATION /FCUBS_NOTIF_IDENTIFIER Customer-Full/CCATEG	Contact	Type	Account	Type
/Customer PartyCredit Profile/Credit RatingCode	FCUBS Customer Service	ST-New Customer-Notify-MSG.xsd	FCUBS_NOTIFICATION /FCUBS_NOTIF_IDENTIFIER Customer-Full/CRRATE	BIB Contact BC	Credit Rating	Account	Credit Rating
/PartyRelated Party /PartyRelated PersonParty /PersonParty Reference /PartyIdentification/ID	FCUBS Customer Service	ST-New Customer-Notify-MSG.xsd	FCUBS_NOTIFICATION /FCUBS_NOTIF_IDENTIFIER Customer-Full/Custaccdet/Relationship-Linkage/CUSTOMER	Not applicable	Not applicable	Not applicable	Not applicable

Table 23. CreateCustomerPartyEBM

XML Path	Oracle FLEXCUBE Service Name	Oracle FLEXCUBE Interface Object	Oracle FLEXCUBE Interface Column	Siebel Contact Business Component	Siebel Contact Field	Siebel Account Business Component	Siebel Account Field
/PartyRelated Party/Party RelatedPerson Party/Person Party Reference/ PartyIdentification/ Application ObjectKey/ID	FCUBS Customer Service	ST-New Customer-Notify-MSG.xsd	FCUBS_NOTIFICATION /FCUBS_NOTIF_IDENTIFIER Customer-Full/ Custaccdet/ Relationship-Linkage /XREF	Party Relationship To	Related Party Id	Party Relationship To	Related Party Id
/PartyRelated Party/ PartyRelated PersonParty/ PersonParty Reference/ PartyIdentification/ Application ObjectKey/ ContextID	Not applicable	Not applicable	Values provided are I,C (Individual, Corporate)	Not applicable	Not applicable	Not applicable	Not applicable
/PartyRelated Party/Party Relationship /Relationship Code	FCUBS Customer Service	ST-New Customer-Notify-MSG.xsd	FCUBS_NOTIFICATION /FCUBS_NOTIF_IDENTIFIER Customer-Full/ Custaccdet /Relationship-Linkage/ RELATIONSHIP	Party Relationship To	Relationship Type	Party Relationship To	Relationship Type
Not provided by Oracle FLEXCUBE Universal Banking	Not applicable	Not applicable	Not applicable	Party Relationship To	Calculated Related Party Type	Party Relationship To	Calculated Related Party Type

Table 23. CreateCustomerPartyEBM

XML Path	Oracle FLEXCUBE Service Name	Oracle FLEXCUBE Interface Object	Oracle FLEXCUBE Interface Column	Siebel Contact Business Component	Siebel Contact Field	Siebel Account Business Component	Siebel Account Field
/CustomerPartySpecification/Specification/Name	FCUBS Customer Service	ST-New Customer-Notify-MSG.xsd	FCUBS_NOTIFICATION/FCUBS_NOTIFICATION/IDENTIFIER Customer-Full/UIDNAME	Contact	ID Type	Not applicable	Not applicable
/CustomerPartySpecification/Specification/ValueText	FCUBS Customer Service	ST-New Customer-Notify-MSG.xsd	FCUBS_NOTIFICATION/FCUBS_NOTIFICATION/IDENTIFIER Customer-Full/UIDVAL	Contact	ID Information	Not applicable	Not applicable
/CustomerPartyFinancialServiceProfile/FinancialInstitutionBranchBusinessUnitReference/BusinessUnitIdentification/iD	FCUBS Customer Service	ST-New Customer-Notify-MSG.xsd	FCUBS_NOTIFICATION/FCUBS_NOTIFICATION/IDENTIFIER Customer-Full/LBRN	BIB Contact BC	BIB Contact BC	Not applicable	Not applicable
/PartyContact/Contact/PreferredCommunicationChannelCode	FCUBS Customer Service	ST-New Customer-Notify-MSG.xsd	FCUBS_NOTIFICATION/FCUBS_NOTIFICATION/IDENTIFIER Customer-Full/MEDIA	Contact	Preferred Communication Method	Account	Preferred Communication Method
/Person/PersonalNationalIdentity/Identification/iD	FCUBS Customer Service	ST-New Customer-Notify-MSG.xsd	FCUBS_NOTIFICATION/FCUBS_NOTIFICATION/IDENTIFIER Customer-Full/Cust personal/PPTNO	Contact	Other ID Number	Not applicable	Not applicable

Table 23. CreateCustomerPartyEBM

XML Path	Oracle FLEXCUBE Service Name	Oracle FLEXCUBE Interface Object	Oracle FLEXCUBE Interface Column	Siebel Contact Business Component	Siebel Contact Field	Siebel Account Business Component	Siebel Account Field
/CustomerPartyFinancialServiceProfile/RelationshipPricingAllowedIndicator	FCUBS Customer Service	ST-New Customer-Notify-MSG.xsd	FCUBS_NOTIFICATION/FCUBS_NOTIFICATION_IDENTIFIER Customer-Full /RPCUST	BIB Contact BC	RP Customer	BIB Account BC	RelationshipPricing Customer Flag
/Person/MinorIndicator	FCUBS Customer Service	ST-New Customer-Notify-MSG.xsd	FCUBS_NOTIFICATION/FCUBS_NOTIFICATION_IDENTIFIER Customer-Full/Cust personal /MINOR	BIB Contact BC	Minor Indicator	Not applicable	Not applicable
/Resident Indicator	FCUBS Customer Service	ST-New Customer-Notify-MSG.xsd	FCUBS_NOTIFICATION/FCUBS_NOTIFICATION_IDENTIFIER Customer-Full/Cust personal/Cust domestic /STATUS	BIB Contact BC	Permenant Resident	Not applicable	Not applicable
/PartyRelatedParty/PartyRelatedPersonParty/PersonPartyReference/PersonName/FullName	FCUBS Customer Service	ST-New Customer-Notify-MSG.xsd	FCUBS_NOTIFICATION/FCUBS_NOTIFICATION_IDENTIFIER Customer-Full/Cust personal/Cust domestic /SPNAME	Contact	Spouse Name	Not applicable	Not applicable

Table 23. CreateCustomerPartyEBM

XML Path	Oracle FLEXCUBE Service Name	Oracle FLEXCUBE Interface Object	Oracle FLEXCUBE Interface Column	Siebel Contact Business Component	Siebel Contact Field	Siebel Account Business Component	Siebel Account Field
/Person/TotalDependentCount	FCUBS Customer Service	ST-New Customer-Notify-MSG.xsd	FCUBS_NOTIFICATION/FCUBS_NOTIF_IDENTIFIER Customer-Full/Cust personal/Cust domestic/DEPOTH	BIB Contact BC	Number Of Dependents	Not applicable	Not applicable
/Person/EmploymentRecord/PositionTypeCode	FCUBS Customer Service	ST-New Customer-Notify-MSG.xsd	FCUBS_NOTIFICATION/FCUBS_NOTIF_IDENTIFIER Customer-Full/Cust personal/Custprof/EMPSTAT	BIB Contact BC	Employment Status	Not applicable	Not applicable
/Person/EmploymentRecord/EmploymentDuration	FCUBS Customer Service	ST-New Customer-Notify-MSG.xsd	FCUBS_NOTIFICATION/FCUBS_NOTIF_IDENTIFIER Customer-Full/Cust personal/Custprof/EMP TENURE	BIB Contact BC	Years Employed	Not applicable	Not applicable
/Person/PersonalIncomeAmount	FCUBS Customer Service	ST-New Customer-Notify-MSG.xsd	FCUBS_NOTIFICATION/FCUBS_NOTIF_IDENTIFIER Customer-Full/Cust personal/Custprof/SALARY	FIN Contact Income	Amount	Not applicable	Not applicable

Table 23. CreateCustomerPartyEBM

XML Path	Oracle FLEXCUBE Service Name	Oracle FLEXCUBE Interface Object	Oracle FLEXCUBE Interface Column	Siebel Contact Business Component	Siebel Contact Field	Siebel Account Business Component	Siebel Account Field
/Potential Revenue Amount	FCUBS Customer Service	ST-New Customer-Notify-MSG.xsd	FCUBS_ NOTIFICATION /FCUBS_ NOTIF_ IDENTIFIER Customer-Full/Cust personal /Custprof /OTH INCOME	FIN Contact Income	Amount	Not applicable	Not applicable
/Organization /IncorporationDate	FCUBS Customer Service	ST-New Customer-Notify-MSG.xsd	FCUBS_ NOTIFICATION /FCUBS_ NOTIF_ IDENTIFIER Customer-Full /Custcorp /INCORPDT	Not applicable	Not applicable	Account	Date Formed
/Organization /Organization FinancialStatement /Organization Financial Number /Amount	FCUBS Customer Service	ST-New Customer-Notify-MSG.xsd	FCUBS_ NOTIFICATION /FCUBS_ NOTIF_ IDENTIFIER Customer-Full /Custcorp /NET WORTH	Not applicable	Not applicable	BIB Account BC	Customer Networth Amount
/Person/ Person Financial Profile /Financial Profile/Status/ Code /Organization /Organization Financial Profile/ Financial Profile/Status/ Code	FCUBS Customer Service	ST-New Customer-Notify-MSG.xsd	FCUBS_ NOTIFICATION /FCUBS_ NOTIF_ IDENTIFIER Customer-Full /KYCSTAT	BIB Contact BC	KYC Status	BIB Account BC	KYC Status Flag

Table 23. CreateCustomerPartyEBM

XML Path	Oracle FLEXCUBE Service Name	Oracle FLEXCUBE Interface Object	Oracle FLEXCUBE Interface Column	Siebel Contact Business Component	Siebel Contact Field	Siebel Account Business Component	Siebel Account Field
/Organization/ShortName	FCUBS Customer Service	ST-New Customer-Notify-MSG.xsd	FCUBS_NOTIFICATION/FCUBS_NOTIF_IDENTIFIER Customer-Full/SNAME	Not applicable	Not applicable	Account	Alias
/CustomerPartyFinancialServiceProfile/AntiMoneyLaunderingCheckRequiredIndicator	FCUBS Customer Service	ST-New Customer-Notify-MSG.xsd	FCUBS_NOTIFICATION/FCUBS_NOTIF_IDENTIFIER Customer-Full/AMLREQD	BIB Contact BC	AML Required	BIB Account BC	AML Required Flag
/ClassificationCode	FCUBS Customer Service	ST-New Customer-Notify-MSG.xsd	FCUBS_NOTIFICATION/FCUBS_NOTIF_IDENTIFIER Customer-Full/CUSTCLASSFN	Contact	Customer Value	Account	Account Value
/CustomerPartySpecification/Specification/ValueText	FCUBS Customer Service	ST-New Customer-Notify-MSG.xsd	FCUBS_NOTIFICATION/FCUBS_NOTIF_IDENTIFIER Customer-Full/FLGUTLTYPRVDR	Not applicable	Not applicable	Account	Service Provider Flag
/CustomerPartyFinancialServiceProfile/FinancialInstitutionReference/PartyIdentification/ID	FCUBS Customer Service	ST-New Customer-Notify-MSG.xsd	FCUBS_NOTIFICATION/FCUBS_NOTIF_IDENTIFIER Customer-Full/LBRN	BIB Contact	Bank Code	BIB Account BC	Bank Code

Table 23. CreateCustomerPartyEBM

XML Path	Oracle FLEXCUBE Service Name	Oracle FLEXCUBE Interface Object	Oracle FLEXCUBE Interface Column	Siebel Contact Business Component	Siebel Contact Field	Siebel Account Business Component	Siebel Account Field
/Person /Person Financial Profile/ Financial Profile/Status/ SubStatus Code /Organization/ Organization Financial Profile/ Financial Profile/Status/ SubStatus Code	FCUBS Customer Service	ST-New Customer- Notify- MSG.xsd	FCUBS_ NOTIFICA- TION /FCUBS_ NOTIF_ IDENTIFIER Customer- Full/ FROZEN	BIB Contact BC	Frozen	BIB Account BC	Frozen Flag
/Status /SubStatus Code	FCUBS Customer Service	ST-New Customer- Notify- MSG.xsd	FCUBS_ NOTIFICA- TION /FCUBS_ NOTIF_ IDENTIFIER Customer- Full /WHRUNKN	BIB Contact BC	Where abouts Unknown	BIB Account BC	Where abouts Unknown Flag
/PartyRelated Party/ PartyRelated PersonParty/ PersonParty Reference/ PersonName/ FullName	FCUBS Customer Service	ST-New Customer- Notify- MSG.xsd	FCUBS_ NOTIFICA- TION /FCUBS_ NOTIF_ IDENTIFIER Customer- Full/Cust personal /GUARDIAN	BIB Contact BC	Guardian Name	Not applicable	Not applicable
/Customer PartyCredit Profile/ Identification /ID	EL Customer Liab Service	GE- LiabilityCre ate-Req- Full- MSG.xsd	GEM_REQ_ ENV/ GEM_BODY /Liability- Full/ LIABLITY NO	BIB Contact BC	Liability Number	BIB Account BC	Liability Number

Table 23. CreateCustomerPartyEBM

XML Path	Oracle FLEXCUBE Service Name	Oracle FLEXCUBE Interface Object	Oracle FLEXCUBE Interface Column	Siebel Contact Business Component	Siebel Contact Field	Siebel Account Business Component	Siebel Account Field
/CustomerPartyCreditProfile/CreditLimitAmount	EL Customer Liab Service	GE-LiabilityCreate-Req-Full-MSG.xsd	GEM_REQ_ENV/ GEM_BODY/ /Liablity-Full/ OVERALL LIMIT	BIB Contact BC	Overall Limit Amount	BIB Account BC	Overall Limit Amount
/CustomerPartyCreditProfile/CurrencyCode	EL Customer Liab Service	GE-LiabilityCreate-Req-Full-MSG.xsd	GEM_REQ_ENV/ GEM_BODY/ /Liablity-Full/ LIABLITY CCY	BIB Contact BC	Limit Currency Code	BIB Account BC	Limit Currency Code
/CustomerPartyCreditProfile/TotalUtilizedLineOfCreditAmount	EL Customer Liab Service	GE-LiabilityCreate-Req-Full-MSG.xsd	GEM_REQ_ENV/ GEM_BODY/ /Liablity-Full/ UTILISA TIONAMT	BIB Contact BC	Total Utilized Amount	BIB Account BC	Total Utilized Amount
/CustomerPartyCreditProfile/LastCreditReviewDate	EL Customer Liab Service	GE-LiabilityCreate-Req-Full-MSG.xsd	GEM_REQ_ENV/ GEM_BODY/ /Liablity-Full/ REVISION DATE	BIB Contact BC	Revision Date	BIB Account BC	Revision Date

CreateCustomerPartyResponseEBM

Table 24 lists the mapping information for the CreateCustomerPartyResponseEBM.

Table 24. CreateCustomerPartyResponseEBM

XML Path	Oracle FLEXCUBE Service Name	Oracle FLEXCUBE Interface Object	Oracle FLEXCUBE Interface Column	Siebel Contact Business Component	Siebel Contact Field	Siebel Account Business Component	Siebel Account Field
/Identification/ID	Not applicable	Not applicable	FCUBS_RES_ENV/FCBUBS_BODY/ Customer-Full/CUSTNO	Contact	Integration Id	Account	Integration Id
/Identification/Application/ ObjectKey/ID	Not applicable	Not applicable	FCUBS_RES_ENV/FCBUBS_BODY/ Customer-Full/XREF	Contact	Id	Account	Id
/Identification/Application/ ObjectKey/ ContextID	Not applicable	Not applicable	FCUBS_RES_ENV/FCBUBS_BODY/ Customer-Full/CTYPE	Not applicable	Not applicable	Not applicable	Not applicable

QueryCustomerPartyEBM

QueryCustomerPartyEBM is used to retrieve customer data from Oracle FLEXCUBE Universal Banking.

Operation

Query

Service Consumer

Siebel CRM

Service Provider

Oracle FLEXCUBE Universal Banking

EBM Request and Response Operational Elements

- QueryCustomerPartyEBM/QueryCustomerPartyEBM/DataArea/QueryCustomerParty
- QueryCustomerPartyResponseEBM/DataArea/QueryCustomerPartyResponse

Information about the QueryCustomerPartyEBM request-and-response messages is provided in the following topics.

QueryCustomerPartyEBM

Table 25 lists the mapping information for the QueryCustomerPartyEBM.

Table 25. QueryCustomerPartyEBM

XML Path	Oracle FLEXCUBE Service Name	Oracle FLEXCUBE Interface Object	Oracle FLEXCUBE Interface Column	Siebel Contact Business Component	Siebel Contact Field	Siebel Account Business Component	Siebel Account Field
/Identification /ID	FCUBS Customer Service	ST-Query Customer-Req-IO-MSG.xsd	FCUBS_REQ_ENV/FCBUBS_BODY /Customer-Full/CUSTNO	Contact	Integration Id	Account	Integration Id
/Identification /ContextID	FCUBS Customer Service	ST-Query Customer-Req-IO-MSG.xsd	FCUBS_REQ_ENV/FCBUBS_BODY Customer-Full/LBRN	BIB Contact BC	Branch Code	BIB Account BC	Branch Code
/Identification /Application ObjectKey/ ContextID	FCUBS Customer Service	ST-Query Customer-Req-IO-MSG.xsd	FCUBS_REQ_ENV/FCBUBS_BODY Customer-Full/CTYPE	Not applicable	Not applicable	Not applicable	Not applicable
/Identification /Application ObjectKey/ID	FCUBS Customer Service	ST-Query Customer-Req-IO-MSG.xsd	FCUBS_REQ_ENV/FCBUBS_BODY Customer-Full/XREF	Contact	Id	Account	Id

QueryCustomerPartyResponseEBM

Table 26 lists the mapping information for the QueryCustomerPartyResponseEBM.

Table 26. QueryCustomerPartyResponseEBM

XML Path	Oracle FLEXCUBE Service Name	Oracle FLEXCUBE Object	Oracle FLEXCUBE Interface Column	Siebel Contact Business Component	Siebel Contact Field	Siebel Account Business Component	Siebel Account Field
/Identification /ID	FCUBS Customer Service	ST-Query Customer-Res-Full-MSG.xsd	FCUBS_RES_ENVFCBUBS_BODY/ Customer-Full/CUSTNO	Contact	Integration Id	Account	Integration Id
/Identification /Application ObjectKey/ID	FCUBS Customer Service	ST-Query Customer-Res-Full-MSG.xsd	FCUBS_RES_ENVFCBUBS_BODY/ Customer-Full/XREF	Contact	Id	Account	Id
/Identification /Application ObjectKey/ ContextID	FCUBS Customer Service	ST-Query Customer-Res-Full-MSG.xsd	FCUBS_RES_ENVFCBUBS_BODY/ Customer-Full/ CUSTTYPE	Not applicable	Not applicable	Not applicable	Not applicable
/Customer Party Financial ServiceProfile /AntiMoney Laundering Check Required Indicator	FCUBS Customer Service	ST-Query Customer-Res-Full-MSG.xsd	FCUBS_RES_ENVFCBUBS_BODY/ Customer-Full/ AMLREQD	BIB Contact BC	AML Required	BIB Account BC	AML Required Flag
/Classification Code	FCUBS Customer Service	ST-Query Customer-Res-Full-MSG.xsd	FCUBS_RES_ENVFCBUBS_BODY/ Customer-Full/ CUSTCLASS FN	Contact	Customer Value	Account	Account Value
/Customer PartyFinancial ServiceProfile /Relationship Pricing Allowed Indicator	FCUBS Customer Service	ST-Query Customer-Res-Full-MSG.xsd	FCUBS_RES_ENVFCBUBS_BODY/ Customer-Full/RPCUST	BIB Contact BC	RP Customer	BIB Account BC	RelationshipPricing Customer Flag

Table 26. QueryCustomerPartyResponseEBM

XML Path	Oracle FLEXCUBE Service Name	Oracle FLEXCUBE Object	Oracle FLEXCUBE Interface Column	Siebel Contact Business Component	Siebel Contact Field	Siebel Account Business Component	Siebel Account Field
/TaxCode	FCUBS Customer Service	ST-Query Customer-Res-Full-MSG.xsd	FCUBS_RES_ENVFCBUBS_BODY/Customer-Full/TAXGROUP	Contact	Tax Code	BIB Account BC	Tax Code
/Customer PartyCredit Profile /Customer PartyLineOf Credit/ Identification /ID	Not applicable	Not applicable	Derived field. Liability Code and Line Serial appended.	BIB Contact Limit Line Items BC	Line ID	BIB Account Limit Details BC	Line ID
/Customer PartyCredit Profile /Customer PartyLineOf Credit/ Available Amount/ @Currency Code	Not applicable	Not applicable	Derived field. Line Currency taken from table.	BIB Contact Limit Line Items BC	Line Currency	BIB Account Limit Details BC	Line Currency
/Customer Party CreditProfile /Customer PartyLineOf Credit Available Amount	Not applicable	Not applicable	Derived field. Available amount taken from table.	BIB Contact Limit Line Items BC	Available amount	BIB Account Limit Details BC	Available amount
/Customer PartyCredit Profile/ Customer PartyLineOf Credit/Parent LineOfCredit Reference /LineOfCredit Identification /ID	Not applicable	Not applicable	Derived field. Main Line taken from table.	FINS BIB Limit Details	Main Line Number	FINS BIB Limit Details	Main Line Number

Table 26. QueryCustomerPartyResponseEBM

XML Path	Oracle FLEXCUBE Service Name	Oracle FLEXCUBE Object	Oracle FLEXCUBE Interface Column	Siebel Contact Business Component	Siebel Contact Field	Siebel Account Business Component	Siebel Account Field
/Customer Party Financial Account /Financial Account /Financial Account Account Holder /SignatureID	FCUBS Customer Service	ST-Query Customer-Res-Full-MSG.xsd	FCUBS_RES_ENVFCBUBS_BODY/Cust Summary Details/CUST SIGNDTL /CIFSIGID	BIB Contact Signatories VBC	Authorised Signatory Identification	BIB Account Signatories VBC	Authorised Signatory Identification
/Customer Party Financial Account /Financial Account Account Financial Account Holder /Financial Account PersonHolder /PersonParty Reference /PersonName /FullName	FCUBS Customer Service	ST-Query Customer-Res-Full-MSG.xsd	FCUBS_RES_ENVFCBUBS_BODY/Cust Summary Details/CUST SIGNDTL /CIFSIGNAME	BIB Contact Signatories VBC	Authorised Signatory Name	BIB Account Signatories VBC	Authorised Signatory Name
/Customer Party Financial Account/ Financial Account/ Financial Account Account Holder /Financial Account PersonHolder /PersonParty Reference /PersonName /Title	FCUBS Customer Service	ST-Query Customer-Res-Full-MSG.xsd	FCUBS_RES_ENVFCBUBS_BODY/Cust Summary Details/CUST SIGNDTL /CIFSIGITITLE	BIB Contact Signatories VBC	Authorised Signatory Title	BIB Account Signatories VBC	Authorised Signatory Title

Table 26. QueryCustomerPartyResponseEBM

XML Path	Oracle FLEXCUBE Service Name	Oracle FLEXCUBE Object	Oracle FLEXCUBE Interface Column	Siebel Contact Business Component	Siebel Contact Field	Siebel Account Business Component	Siebel Account Field
/PartyRelated Party /PartyRelated PersonParty /PersonParty Reference/ PersonName /FullName	FCUBS Customer Service	ST-Query Customer-Res-Full-MSG.xsd	FCUBS_RES_ENVFCBUBS_BODY/Cust Summary Details/DIRDETAILS/DIRNAME	Not applicable	BIB Account Directors VBC	Director Name	Not applicable
/Customer Party Specification /Specification /Name	Not applicable	Not applicable	Hard coded to Service Provider.	Not applicable	Not applicable	Not applicable	Not applicable

QueryCustomerPartyListEBM

QueryCustomerPartyListEBM is used to retrieve contact or account data from Siebel CRM and to retrieve prospect data from Siebel CRM.

Operation

Query

Service Consumer

Oracle FLEXCUBE Universal Banking

Service Provider

Siebel CRM

EBM Request and Response Operational Elements

■ **Request.** See [Table 27 on page 149](#).

■ **Response.** /QueryCustomerPartyListResponseEBM/DataArea/QueryCustomerPartyListResponse

Information about the QueryCustomerPartyListEBM request-and-response messages is provided in the following topics.

QueryCustomerPartyListEBM

Table 27 lists the mapping information for the QueryCustomerPartyListEBM.

Table 27. QueryCustomerPartyListEBM

EBM Request Operational Element	XML Path	Oracle FLEX-CUBE Service Name	Oracle FLEX-CUBE Interface Object	Oracle FLEX-CUBE Interface Column	Siebel Contact Business Component	Siebel Contact Field	Siebel Account Business Component	Siebel Account Field
/Query Customer PartyList EBMDATA Area Query /Query Criteria /Query Expression /Value Expression	Element Path = "Customer No" Element Value = <Value>	FCUBS Customer Service	ST-Query Customer -Req-IO-MSG.xsd	FCUBS_REQ_ENV/FCUBS_BODY/Customer-Full/CUSTNO	Contact	Integration Id	Account	Integration Id
	Element Path = "First Name" Element Value = <Value>	FCUBS Customer Service	ST-Query Customer -Req-IO-MSG.xsd	FCUBS_REQ_ENV/FCUBS_BODY/Customer-Full/Customer personal/FSTNAME	Contact	First Name	Not applicable	Not applicable
	Element Path = "Last Name" Element Value = <Value>	FCUBS Customer Service	ST-Query Customer -Req-IO-MSG.xsd	FCUBS_REQ_ENV/FCUBS_BODY/Customer-Full/Customer personal/LSTNAME	Contact	Last Name	Not applicable	Not applicable
	Element Path = "Phone Number" Element Value = <Value>	FCUBS Customer Service	ST-Query Customer -Req-IO-MSG.xsd	FCUBS_REQ_ENV/FCUBS_BODY/Customer-Full/Customer personal/TEL	Contact	Work Phone # Cellular Phone # Home Phone #	Account	Main Phone Number

Table 27. QueryCustomerPartyListEBM

EBM Request Operational Element	XML Path	Oracle FLEX-CUBE Service Name	Oracle FLEX-CUBE Interface Object	Oracle FLEX-CUBE Interface Column	Siebel Contact Business Component	Siebel Contact Field	Siebel Account Business Component	Siebel Account Field
	Element Path = "Name" Element Value = <Value>	FCUBS Customer Service	ST-Query Customer -Req-IO-MSG.xsd	FCUBS_RE Q_ENV/FCBUBS_BODY/ Customer-Full/ Custcorp/ CORP NAME	Not applicable	Not applicable	Account	Name
	Element Path = "Alias" Element Value = <Value>	FCUBS Customer Service	ST-Query Customer -Req-IO-MSG.xsd	FCUBS_RE Q_ENV/FCBUBS_BODY/ Customer-Full/ SNAME	Not applicable	Not applicable	Account	Alias
/Query Customer PartyList EBM/Data Area/ Query/	/Query Customer PartyList EBM/ DataArea/ Query/ Query Code	FCUBS Customer Service	ST-Query Customer -Req-IO-MSG.xsd	FCUBS_RE Q_ENV/FCBUBS_BODY/ Customer-Full/CTYPE	Contact	Type	Account	Type
/Query Customer PartyList EBM	/Query Customer PartyList EBM/Data Area/ Query/ maxItems	NA	NA	Value is OK if Contain records is less than or equal to Max Items Value is OVER FLOW if Contain records equals MaxItems	Contact	Not applicable	Account	Not applicable

QueryCustomerPartyListResponseEBM

Table 28 lists the mapping information for the QueryCustomerPartyListResponseEBM.

Table 28. QueryCustomerPartyListResponseEBM

XML Path	Oracle FLEXCUBE Service Name	Oracle FLEXCUBE Interface Object	Oracle FLEXCUBE Interface Column	Siebel Contact Business Component	Siebel Contact Field	Siebel Account Business Component	Siebel Account Field
/Identification/ID	FCUBS Customer Service	ST-Query Customer-Res-Full-MSG.xsd	FCUBS_RES_ENV/FCUBS_BODY/Customer-Full/CUSTNO	Contact	Integration Id	Account	Integration Id
/Identification/Application/ObjKey/ID	FCUBS Customer Service	ST-Modify Customer-Res-Full-MSG.xsd	FCUBS_RES_ENV/FCUBS_BODY/Customer-Full/XREF	Contact	Id	Account	id
/Identification/Application/ObjKey/ContextID	FCUBS Customer Service	ST-Query Customer-Res-Full-MSG.xsd	FCUBS_RES_ENV/FCUBS_BODY/Customer-Full/CTYPE	Not applicable	Not applicable	Not applicable	Not applicable
/PartyLocation/Location/Reference/Address/LineOne	FCUBS Customer Service	ST-Modify Customer-Res-Full-MSG.xsd	FCUBS_RES_ENV/FCUBS_BODY/Customer-Full/ADDRLN1	CUT Address	Street Address	CUT Address	Street Address
/PartyLocation/Location/Reference/Address/LineTwo	FCUBS Customer Service	ST-Modify Customer-Res-Full-MSG.xsd	FCUBS_RES_ENV/FCUBS_BODY/Customer-Full/ADDRLN2	CUT Address	Street Address 2	CUT Address	Street Address 2
/PartyLocation/Location/Reference/Address/LineThree	FCUBS Customer Service	ST-Modify Customer-Res-Full-MSG.xsd	FCUBS_RES_ENV/FCUBS_BODY/Customer-Full/ADDRLN3	CUT Address	City	CUT Address	City

Table 28. QueryCustomerPartyListResponseEBM

XML Path	Oracle FLEXCUBE Service Name	Oracle FLEXCUBE Interface Object	Oracle FLEXCUBE Interface Column	Siebel Contact Business Component	Siebel Contact Field	Siebel Account Business Component	Siebel Account Field
/PartyLocation/LocationReference/Address/LineFour	FCUBS Customer Service	ST-Modify Customer-Res-Full-MSG.xsd	FCUBS_RES_ENV/FCBUBS_BODY/Customer-Full/ADDRLN4	Not applicable	Not applicable	Not applicable	Not applicable
/PartyLocation/LocationReference/Address/CountryCode	FCUBS Customer Service	ST-Modify Customer-Res-Full-MSG.xsd	FCUBS_RES_ENV/FCBUBS_BODY/Customer-Full/COUNTRY	CUT Address	Country	CUT Address	Country
/PartyContact/Contact/ContactPhoneCommunication/PhoneCommunication/Complete Number	FCUBS Customer Service	ST-Query Customer-Res-Full-MSG.xsd	FCUBS_RES_ENV/FCBUBS_BODY/Customer-Full/Custpersonal/TEL	Contact	Work Phone #	Not applicable	Not applicable
/PartyContact/Contact/ContactFaxCommunication/FaxCommunication/Complete Number	FCUBS Customer Service	ST-Query Customer-Res-Full-MSG.xsd	FCUBS_RES_ENV/FCBUBS_BODY/Customer-Full/Custpersonal/FAX	Contact	Fax Phone #	Not applicable	Not applicable
/PartyContact/Contact/ContactEmailCommunication/EmailCommunication/URI	FCUBS Customer Service	ST-Query Customer-Res-Full-MSG.xsd	FCUBS_RES_ENV/FCBUBS_BODY/Customer-Full/Custpersonal/EMAIL	Contact	Email Address	Not applicable	Not applicable

Table 28. QueryCustomerPartyListResponseEBM

XML Path	Oracle FLEXCUBE Service Name	Oracle FLEXCUBE Interface Object	Oracle FLEXCUBE Interface Column	Siebel Contact Business Component	Siebel Contact Field	Siebel Account Business Component	Siebel Account Field
/Person/GenderCode	FCUBS Customer Service	ST-Query Customer-Res-Full-MSG.xsd	FCUBS_RES_ENV/FCBUBS_BODY/Customer-Full/Cust personal/SEX	Contact	M/F	Not applicable	Not applicable
/Person/MaritalStatusCode	FCUBS Customer Service	ST-Query Customer-Res-Full-MSG.xsd	FCUBS_RES_ENV/FCBUBS_BODY/Customer-Full/Cust personal/Cust domestic/MARTIALS TAT	Contact	Marital Status	Not applicable	Not applicable
/Person/BirthDateTime	FCUBS Customer Service	ST-Query Customer-Res-Full-MSG.xsd	FCUBS_RES_ENV/FCBUBS_BODY/Customer-Full/Cust personal/DOB	Contact	Birth Date	Not applicable	Not applicable
/Person/LanguageCode	FCUBS Customer Service	ST-Query Customer-Res-Full-MSG.xsd	FCUBS_RES_ENV/FCBUBS_BODY/Customer-Full/LANG	Contact	Language Code	Not applicable	Not applicable
/Person/NationalityCountryCode	FCUBS Customer Service	ST-Query Customer-Res-Full-MSG.xsd	FCUBS_RES_ENV/FCBUBS_BODY/Customer-Full/Cust personal/NLTY	Contact	Citizenship	Not applicable	Not applicable

Table 28. QueryCustomerPartyListResponseEBM

XML Path	Oracle FLEXCUBE Service Name	Oracle FLEXCUBE Interface Object	Oracle FLEXCUBE Interface Column	Siebel Contact Business Component	Siebel Contact Field	Siebel Account Business Component	Siebel Account Field
/Person/RentOrOwnCode	FCUBS Customer Service	ST-Query Customer-Res-Full-MSG.xsd	FCUBS_RES_ENV/FCBUBS_BODY/Customer-Full/Cust personal/Cust domestic/ACCOMADATE	Contact	Own or Rent	Not applicable	Not applicable
/Person/DeceasedIndicator	FCUBS Customer Service	ST-Query Customer-Res-Full-MSG.xsd	FCUBS_RES_ENV/FCBUBS_BODY/Customer-Full/DEAD	Contact	Deceased Flag	Not applicable	Not applicable
/Person/PersonName/FirstName	FCUBS Customer Service	ST-Query Customer-Res-Full-MSG.xsd	FCUBS_RES_ENV/FCBUBS_BODY/Customer-Full/Cust personal/FSTNAME	Contact	First Name	Not applicable	Not applicable
/Person/PersonName/MiddleName	FCUBS Customer Service	ST-Query Customer-Res-Full-MSG.xsd	FCUBS_RES_ENV/FCBUBS_BODY/Customer-Full/Cust personal/MIDNAME	Contact	Middle Name	Not applicable	Not applicable
/Person/PersonName/FamilyName	FCUBS Customer Service	ST-Query Customer-Res-Full-MSG.xsd	FCUBS_RES_ENV/FCBUBS_BODY/Customer-Full/Cust personal/LSTNAME	Contact	Last Name	Not applicable	Not applicable

Table 28. QueryCustomerPartyListResponseEBM

XML Path	Oracle FLEXCUBE Service Name	Oracle FLEXCUBE Interface Object	Oracle FLEXCUBE Interface Column	Siebel Contact Business Component	Siebel Contact Field	Siebel Account Business Component	Siebel Account Field
/Person/PersonName/Title	FCUBS Customer Service	ST-Query Customer-Res-Full-MSG.xsd	FCUBS_RES_ENV/FCBUBS_BODY/Customer-Full/Cust personal/TITLE	Contact	M/M	Not applicable	Not applicable
/Person/PersonName/Alias	FCUBS Customer Service	ST-Query Customer-Res-Full-MSG.xsd	FCUBS_RES_ENV/FCBUBS_BODY/Customer-Full/SNAME	Contact	Alias	Not applicable	Not applicable
/Person/Education Record/MajorCourse Category	FCUBS Customer Service	ST-Query Customer-Res-Full-MSG.xsd	FCUBS_RES_ENV/FCBUBS_BODY/Customer-Full/Cust personal/Cust domestic/EDUSTAT	Contact	FINS Education	Not applicable	Not applicable
/Person/Employment Record/Employer Organization Name	FCUBS Customer Service	ST-Query Customer-Res-Full-MSG.xsd	FCUBS_RES_ENV/FCBUBS_BODY/Customer-Full/Cust personal/Custprof/CURREMP	Contact	Employer Name Free Text	Not applicable	Not applicable
/Person/Employment Record/JobTitle	FCUBS Customer Service	ST-Query Customer-Res-Full-MSG.xsd	FCUBS_RES_ENV/FCBUBS_BODY/Customer-Full/Cust personal/Custprof/CURR DESIG	Contact	Job Title	Not applicable	Not applicable

Table 28. QueryCustomerPartyListResponseEBM

XML Path	Oracle FLEXCUBE Service Name	Oracle FLEXCUBE Interface Object	Oracle FLEXCUBE Interface Column	Siebel Contact Business Component	Siebel Contact Field	Siebel Account Business Component	Siebel Account Field
/Organization/Name	FCUBS Customer Service	ST-Query Customer-Res-Full-MSG.xsd	FCUBS_RES_ENV/FCBUBS_BODY/Customer-Full/Custcorp/CORPNAME	Not applicable	Not applicable	Account	Name
/Organization/LineOfBusiness	FCUBS Customer Service	ST-Query Customer-Res-Full-MSG.xsd	FCUBS_RES_ENV/FCBUBS_BODY/Customer-Full/Custcorp/CORPDESC	Not applicable	Not applicable	Account	Line of Business
/Person/TaxPayerIdentificationNumber	FCUBS Customer Service	ST-Query Customer-Res-Full-MSG.xsd	FCUBS_RES_ENV/FCBUBS_BODY/Customer-Full/SSN	Contact	SSN	Not applicable	Not applicable
/Organization/HomeCountryCode	FCUBS Customer Service	ST-Query Customer-Res-Full-MSG.xsd	FCUBS_RES_ENV/FCBUBS_BODY/Customer-Full/Custpersonal/NLTY	Not applicable	Not applicable	BIB Account BC	Country of Incorporation
/Organization/BankBranchReference/BankBranchIdentification/ID	FCUBS Customer Service	ST-Query Customer-Res-Full-MSG.xsd	FCUBS_RES_ENV/FCBUBS_BODY/Customer-Full/LBRN	Not applicable	Not applicable	BIB Account BC	Branch Code
/LevelCode	Not applicable	Not applicable	Values provided are PROSPECT, CUSTOMER	Contact	Status	Account	Account Status

Table 28. QueryCustomerPartyListResponseEBM

XML Path	Oracle FLEXCUBE Service Name	Oracle FLEXCUBE Interface Object	Oracle FLEXCUBE Interface Column	Siebel Contact Business Component	Siebel Contact Field	Siebel Account Business Component	Siebel Account Field
/Customer PartyCredit Profile/Credit RatingCode	FCUBS Customer Service	ST-Query Customer-Res-Full-MSG.xsd	FCUBS_RES_ENV/FCBUBS_BODY/Customer-Full/CRRATE	BIB Contact BC	Credit Rating	Account	Credit Rating
/PartyRelated Party/ PartyRelated PersonParty/ PersonParty Reference/ Party Identification /Application ObjectKey/ID	FCUBS Customer Service	ST-Query Customer-Res-Full-MSG.xsd	FCUBS_RES_ENV/FCBUBS_BODY/Customer-Full/Relation ship-Linkage/CUSTOMER	Not applicable	Not applicable	Not applicable	Not applicable
/PartyRelated Party/ PartyRelated PersonParty /PersonParty Reference /Party Identification /Application ObjectKey /ContextID	FCUBS Customer Service	ST-Query Customer-Res-Full-MSG.xsd	FCUBS_RES_ENV/FCBUBS_BODY/Customer-Full/Relation ship-Linkage/XREF	Not applicable	Not applicable	Not applicable	Not applicable
/PartyRelated Party /Party Relationship /Relationship Code	FCUBS Customer Service	ST-Query Customer-Res-Full-MSG.xsd	FCUBS_RES_ENV/FCBUBS_BODY/Customer-Full/Cust accdet/Relation ship-Linkage/RELATION SHIP	Party Relation-ship To	Relation-ship Type	Party Relation-ship To	Relation-ship Type
/Customer Party Specification /Specification /Name	FCUBS Customer Service	ST-Query Customer-Res-Full-MSG.xsd	FCUBS_RES_ENV/FCBUBS_BODY/Customer-Full/UIDNAME	Contact	ID Type	Not applicable	Not applicable

Table 28. QueryCustomerPartyListResponseEBM

XML Path	Oracle FLEXCUBE Service Name	Oracle FLEXCUBE Interface Object	Oracle FLEXCUBE Interface Column	Siebel Contact Business Component	Siebel Contact Field	Siebel Account Business Component	Siebel Account Field
/Customer Party Specification /Specification /ValueText	FCUBS Customer Service	ST-Query Customer-Res-Full-MSG.xsd	FCUBS_RES_ENV/FCBUBS_BODY/Customer-Full/UIDVAL	Contact	ID Information	Not applicable	Not applicable
/Customer PartyFinancial ServiceProfile /Financial Institution Branch BusinessUnit Reference/ BusinessUnit Identification /iD	FCUBS Customer Service	ST-Query Customer-Res-Full-MSG.xsd	FCUBS_RES_ENV/FCBUBS_BODY/Customer-Full/LBRN	BIB Contact BC	BIB Contact BC	Not applicable	Not applicable
/PartyContact /Contact /Preferred Communication ChannelCode	FCUBS Customer Service	ST-Query Customer-Res-Full-MSG.xsd	FCUBS_RES_ENV/FCBUBS_BODY/Customer-Full/MEDIA	Contact	Preferred Communication Method	Account	Preferred Communication Method
/Person /Personal National Identity /TypeCode	Not applicable	Not applicable	Not applicable	Contact	Other ID Type	Not applicable	Not applicable
/Person /Personal National Identity /Identification /iD	FCUBS Customer Service	ST-Query Customer-Res-Full-MSG.xsd	FCUBS_RES_ENV/FCBUBS_BODY/Customer-Full/Cust personal/PPTNO	Contact	Other ID Number	Not applicable	Not applicable
/Resident Indicator	FCUBS Customer Service	ST-Query Customer-Res-Full-MSG.xsd	FCUBS_RES_ENV/FCBUBS_BODY/Customer-Full/Cust personal/Cust domestic/STATUS	BIB Contact BC	Permenant Resident	Not applicable	Not applicable

Table 28. QueryCustomerPartyListResponseEBM

XML Path	Oracle FLEXCUBE Service Name	Oracle FLEXCUBE Interface Object	Oracle FLEXCUBE Interface Column	Siebel Contact Business Component	Siebel Contact Field	Siebel Account Business Component	Siebel Account Field
/PartyRelated Party/ PartyRelated PersonParty/ PersonParty Reference/ PersonName /FullName	FCUBS Customer Service	ST-Query Customer-Res-Full-MSG.xsd	FCUBS_RES_ENV/ FCBUBS_BODY/ Customer-Full/Cust personal/ Cust domestic/ SPNAME	Contact	Spouse Name	Not applicable	Not applicable
/Person Total Dependent Count	FCUBS Customer Service	ST-Query Customer-Res-Full-MSG.xsd	FCUBS_RES_ENV/ FCBUBS_BODY/ Customer-Full/Cust personal/ Cust domestic/ DEPOTH	BIB Contact BC	Number Of Dependents	Not applicable	Not applicable
/Person /Employment Record /PositionType Code	FCUBS Customer Service	ST-Query Customer-Res-Full-MSG.xsd	FCUBS_RES_ENV/ FCBUBS_BODY/ Customer-Full/Cust personal/ Custprof/ EMPSTAT	BIB Contact BC	Employment Status	Not applicable	Not applicable
/Person/ Employment Record/ Employment Duration	FCUBS Customer Service	ST-Query Customer-Res-Full-MSG.xsd	FCUBS_RES_ENV/ FCBUBS_BODY/ Customer-Full/Cust personal/ Custprof/ EMPTENURE	BIB Contact BC	Years Employed	Not applicable	Not applicable
/Person /Personal Income Amount	FCUBS Customer Service	ST-Query Customer-Res-Full-MSG.xsd	FCUBS_RES_ENV/ FCBUBS_BODY/ Customer-Full/Cust personal/ Custprof/ SALARY	FIN Contact Income	Amount	Not applicable	Not applicable

Table 28. QueryCustomerPartyListResponseEBM

XML Path	Oracle FLEXCUBE Service Name	Oracle FLEXCUBE Interface Object	Oracle FLEXCUBE Interface Column	Siebel Contact Business Component	Siebel Contact Field	Siebel Account Business Component	Siebel Account Field
/Potential Revenue Amount	FCUBS Customer Service	ST-Query Customer-Res-Full-MSG.xsd	FCUBS_RES_ENV/FCUBS_BODY/Customer-Full/Cust personal/Custprof/OTH INCOME	FIN Contact Income	Amount	Not applicable	Not applicable
/Organization/IncorporationDate	FCUBS Customer Service	ST-Query Customer-Res-Full-MSG.xsd	FCUBS_RES_ENV/FCUBS_BODY/Customer-Full/Custcorp/INCORPDT	Not applicable	Not applicable	Account	Date Formed
/Organization/ShortName	FCUBS Customer Service	ST-Query Customer-Res-Full-MSG.xsd	FCUBS_RES_ENV/FCUBS_BODY/Customer-Full/SNAME	Not applicable	Not applicable	Account	Alias
/Classification Code	FCUBS Customer Service	ST-Query Customer-Res-Full-MSG.xsd	FCUBS_RES_ENV/FCUBS_BODY/Customer-Full/CUST CLASSFN	Contact	Customer Value	Account	Account Value
/Customer PartyFinancial ServiceProfile/Financial Institution Reference/Party Identification/ID	FCUBS Customer Service	ST-Query Customer-Res-Full-MSG.xsd	FCUBS_RES_ENV/FCUBS_BODY/Customer-Full/LBRN	BIB Contact BC	Bank Code	BIB Account BC	Bank Code

Table 28. QueryCustomerPartyListResponseEBM

XML Path	Oracle FLEXCUBE Service Name	Oracle FLEXCUBE Interface Object	Oracle FLEXCUBE Interface Column	Siebel Contact Business Component	Siebel Contact Field	Siebel Account Business Component	Siebel Account Field
/Organization/IncorporationCountryCode	FCUBS Customer Service	ST-Query Customer-Res-Full-MSG.xsd	FCUBS_RES_ENV/FCUBS_BODY/Customer-Full/INCORP_CNTRY	Not applicable	Not applicable	BIB Account BC	Country of Incorporation
/EBMHeader/Sender/TransactionCode	Not applicable	Not applicable	Not applicable	Not applicable	Not applicable	Not applicable	Not applicable

UpdateCustomerPartyEBM

UpdateCustomerPartyEBM is used to:

- Update Know Your Customer (KYC) data in Siebel CRM
- Convert prospect to customer in Siebel CRM
- Update customer name in Siebel CRM
- Update customer address in Siebel CRM

Operation

Update

Service Consumer

Oracle FLEXCUBE Universal Banking

Service Provider

Siebel CRM

EBM Request Operational Element

UpdateCustomerPartyEBM

Table 29 lists the mapping information for the UpdateCustomerPartyEBM.

Table 29. UpdateCustomerPartyEBM

XML Path	Oracle FLEXCUBE Service Name	Oracle FLEXCUBE Interface Object	Oracle FLEXCUBE Interface Column	Siebel Contact Business Component	Siebel Contact Field	Siebel Account Business Component	Siebel Account Field
/Identification /ID	FCUBS Customer Service	ST-Modify Customer -Notify -MSG.xsd	FCUBS_NOTIFICATION/FCUBS_NOTIF_IDENTIFIER/ Customer-Full/CUSTNO	Contact	Integration Id	Account	Integration Id
/Identification /Application ObjectKey/ID	FCUBS Customer Service	ST-Modify Customer -Notify -MSG.xsd	FCUBS_NOTIFICATION/FCUBS_NOTIF_IDENTIFIER/ Customer-Full/XREF	Contact	Id	Account	id
/PartyLocation /Location Reference /Address/Line One	FCUBS Customer Service	ST-Modify Customer -Notify -MSG.xsd	FCUBS_NOTIFICATION/FCUBS_NOTIF_IDENTIFIER/ Customer-Full/ADDRLN1	CUT Address	Street Address	CUT Address	Street Address
/PartyLocation /Location Reference/ Address/Line Two	FCUBS Customer Service	ST-Modify Customer -Notify -MSG.xsd	FCUBS_NOTIFICATION/FCUBS_NOTIF_IDENTIFIER/ Customer-Full/ADDRLN2	CUT Address	Street Address 2	CUT Address	Street Address 2

Table 29. UpdateCustomerPartyEBM

XML Path	Oracle FLEXCUBE Service Name	Oracle FLEXCUBE Interface Object	Oracle FLEXCUBE Interface Column	Siebel Contact Business Component	Siebel Contact Field	Siebel Account Business Component	Siebel Account Field
/PartyLocation/LocationReference/Address/Line Three	FCUBS Customer Service	ST-Modify Customer -Notify -MSG.xsd	FCUBS_NOTIFICATION/FCUBS_NOTIFICATION_IDENTIFIER/ Customer-Full/ ADDRNL3	CUT Address	City	CUT Address	City
/PartyLocation/LocationReference/Address/Line Four	FCUBS Customer Service	ST-Modify Customer -Notify -MSG.xsd	FCUBS_NOTIFICATION/FCUBS_NOTIFICATION_IDENTIFIER/ Customer-Full/ ADDRNL4	Not applicable	Not applicable	Not applicable	Not applicable
/PartyLocation/LocationReference/Address/CountryCode	FCUBS Customer Service	ST-Modify Customer -Notify -MSG.xsd	FCUBS_NOTIFICATION/FCUBS_NOTIFICATION_IDENTIFIER/ Customer-Full/ COUNTRY	CUT Address	Country	CUT Address	Country
/Person/NationalityCountryCode	FCUBS Customer Service	ST-Modify Customer -Notify -MSG.xsd	FCUBS_NOTIFICATION/FCUBS_NOTIFICATION_IDENTIFIER/ Customer-Full/ Custpersonal/NLTY	Contact	Citizenship	Not applicable	Not applicable
/Person/DeceasedIndicator	FCUBS Customer Service	ST-Modify Customer -Notify -MSG.xsd	FCUBS_NOTIFICATION/FCUBS_NOTIFICATION_IDENTIFIER/ Customer-Full/DEAD	Contact	Deceased Flag	Not applicable	Not applicable

Table 29. UpdateCustomerPartyEBM

XML Path	Oracle FLEXCUBE Service Name	Oracle FLEXCUBE Interface Object	Oracle FLEXCUBE Interface Column	Siebel Contact Business Component	Siebel Contact Field	Siebel Account Business Component	Siebel Account Field
/Person/PersonName/FirstName	FCUBS Customer Service	ST-Modify Customer -Notify -MSG.xsd	FCUBS_NOTIFICATION/FCUBS_NOTIFICATION_IDENTIFIER/ Customer-Full/ Custpersonal/ FSTNAME	Contact	First Name	Not applicable	Not applicable
/Person/PersonName/MiddleName	FCUBS Customer Service	ST-Modify Customer -Notify -MSG.xsd	FCUBS_NOTIFICATION/FCUBS_NOTIFICATION_IDENTIFIER/ Customer-Full/ Custpersonal/ MIDNAME	Contact	Middle Name	Not applicable	Not applicable
/Person/PersonName/FamilyName	FCUBS Customer Service	ST-Modify Customer -Notify -MSG.xsd	FCUBS_NOTIFICATION/FCUBS_NOTIFICATION_IDENTIFIER/ Customer-Full/ Custpersonal/LSTNAME	Contact	Last Name	Not applicable	Not applicable
/Person/PersonName/Title	FCUBS Customer Service	ST-Modify Customer -Notify -MSG.xsd	FCUBS_NOTIFICATION/FCUBS_NOTIFICATION_IDENTIFIER/ Customer-Full/ Custpersonal/TITLE	Contact	M/M	Not applicable	Not applicable

Table 29. UpdateCustomerPartyEBM

XML Path	Oracle FLEXCUBE Service Name	Oracle FLEXCUBE Interface Object	Oracle FLEXCUBE Interface Column	Siebel Contact Business Component	Siebel Contact Field	Siebel Account Business Component	Siebel Account Field
/Person/PersonName/Alias	FCUBS Customer Service	ST-Modify Customer -Notify -MSG.xsd	FCUBS_NOTIFICATION/FCUBS_NOTIFICATION_IDENTIFIER/ Customer-Full/SNAME	Contact	Alias	Not applicable	Not applicable
/Organization/Name	FCUBS Customer Service	ST-Modify Customer -Notify -MSG.xsd	FCUBS_NOTIFICATION/FCUBS_NOTIFICATION_IDENTIFIER/ Customer-Full/Custcorp/CORPNAME	Not applicable	Not applicable	Account	Name
/Organization/HomeCountryCode	FCUBS Customer Service	ST-Modify Customer -Notify -MSG.xsd	FCUBS_NOTIFICATION/FCUBS_NOTIFICATION_IDENTIFIER/ Customer-Full/Custpersonal/NLTY	Not applicable	Not applicable	BIB Account BC	Country of Incorporation
/Organization/BankBranchReference/BankBranchIdentification/ID	FCUBS Customer Service	ST-Modify Customer -Notify -MSG.xsd	FCUBS_NOTIFICATION/FCUBS_NOTIFICATION_IDENTIFIER/ Customer-Full/LBRN	Not applicable	Not applicable	BIB Account BC	Branch Code
/LevelCode	NA	NA	Values will be PROSPECT, CUSTOMER	Contact	Status	Account	Account Status

Table 29. UpdateCustomerPartyEBM

XML Path	Oracle FLEXCUBE Service Name	Oracle FLEXCUBE Interface Object	Oracle FLEXCUBE Interface Column	Siebel Contact Business Component	Siebel Contact Field	Siebel Account Business Component	Siebel Account Field
/TaxCode	FCUBS Customer Service	ST-Modify Customer -Notify -MSG.xsd	FCUBS_NOTIFICATION/FCUBS_NOTIFICATION_IDENTIFIER/ Customer-Full/TAXGROUP	Contact	Tax Code	BIB Account BC	Tax Code
/Customer PartyCredit Profile/Credit RatingCode	FCUBS Customer Service	ST-Modify Customer -Notify -MSG.xsd	FCUBS_NOTIFICATION/FCUBS_NOTIFICATION_IDENTIFIER/ Customer-Full/CRRATE	BIB Contact BC	Credit Rating	Account	Credit Rating
/PartyRelated Party/ PartyRelated PersonParty /PersonParty Reference /Party Identification/ ID	FCUBS Customer Service	ST-Modify Customer -Notify -MSG.xsd	FCUBS_NOTIFICATION/FCUBS_NOTIFICATION_IDENTIFIER/ Customer-Full/ Custaccdet /Relationship-Linkage/ CUSTOMER	Not applicable	Not applicable	Not applicable	Not applicable
/PartyRelated Party/ PartyRelated PersonParty/ PersonParty Reference/ Party Identification /Application ObjectKey/ID	FCUBS Customer Service	ST-Modify Customer -Notify -MSG.xsd	FCUBS_NOTIFICATION/FCUBS_NOTIFICATION_IDENTIFIER/ Customer-Full/ Custaccdet /Relationship-Linkage/ XREF	Party Relationship To	Related Party Id	Party Relationship To	Related Party Id

Table 29. UpdateCustomerPartyEBM

XML Path	Oracle FLEXCUBE Service Name	Oracle FLEXCUBE Interface Object	Oracle FLEXCUBE Interface Column	Siebel Contact Business Component	Siebel Contact Field	Siebel Account Business Component	Siebel Account Field
/PartyRelated Party /PartyRelated PersonParty /PersonParty Reference /Party Identification /Application ObjectKey/ ContextID	Not applicable	Not applicable	Values provided are I,C (Individual, Corporate)	Not applicable	Not applicable	Not applicable	Not applicable
/PartyRelated Party/Party Relationship/ Relationship Code	FCUBS Customer Service	ST-Modify Customer -Notify -MSG.xsd	FCUBS_NOTIFICATION/ FCUBS_NOTIF_IDENTIFIER/ Customer-Full/ Custaccdet /Relation ship-Linkage/ RELATIONSHIP	Party Relationship To	Relationship Type	Party Relationship To	Relationship Type
Not provided by Oracle FLEXCUBE Universal Banking.	Not applicable	Not applicable	Not applicable	Party Relationship To	Calculated Related Party Type	Party Relationship To	Calculated Related Party Type
/Customer PartyFinancial ServiceProfile /Financial Institution Branch BusinessUnit Reference/ BusinessUnit Identification /ID	FCUBS Customer Service	ST-Modify Customer -Notify -MSG.xsd	FCUBS_NOTIFICATION/ FCUBS_NOTIF_IDENTIFIER/ Customer-Full/LBRN	BIB Contact BC	Branch Id	Not applicable	Not applicable

Table 29. UpdateCustomerPartyEBM

XML Path	Oracle FLEXCUBE Service Name	Oracle FLEXCUBE Interface Object	Oracle FLEXCUBE Interface Column	Siebel Contact Business Component	Siebel Contact Field	Siebel Account Business Component	Siebel Account Field
/CustomerPartyFinancialServiceProfile/RelationshipPricingAllowedIndicator	FCUBS Customer Service	ST-Modify Customer -Notify -MSG.xsd	FCUBS_NOTIFICATION/FCUBS_NOTIF_IDENTIFIER/ Customer-Full/RPCUST	BIB Contact BC	RP Customer	BIB Account BC	Relationship Pricing Customer Flag
/Person/MinorIndicator	FCUBS Customer Service	ST-Modify Customer -Notify -MSG.xsd	FCUBS_NOTIFICATION/FCUBS_NOTIF_IDENTIFIER/ Customer-Full/Custpersonal/MINOR	BIB Contact BC	Minor Indicator	Not applicable	Not applicable
/Organization/OrganizationFinancialStatement/OrganizationFinancialNumber/Amount	FCUBS Customer Service	ST-Modify Customer -Notify -MSG.xsd	FCUBS_NOTIFICATION/FCUBS_NOTIF_IDENTIFIER/ Customer-Full/Custcorp/NETWORTH	Not applicable	Not applicable	BIB Account BC	Customer Network Amount
/Person/PersonFinancialProfile/FinancialProfile/Status/Code /Organization/OrganizationFinancialProfile/FinancialProfile/Status/Code	FCUBS Customer Service	ST-Modify Customer -Notify -MSG.xsd	FCUBS_NOTIFICATION/FCUBS_NOTIF_IDENTIFIER/ Customer-Full/KYCSTAT	BIB Contact BC	KYC Status	BIB Account BC	KYC Status Flag
/Organization/ShortName	FCUBS Customer Service	ST-Modify Customer -Notify -MSG.xsd	FCUBS_NOTIFICATION/FCUBS_NOTIF_IDENTIFIER/ Customer-Full/SNAME	Not applicable	Not applicable	Account	Alias

Table 29. UpdateCustomerPartyEBM

XML Path	Oracle FLEXCUBE Service Name	Oracle FLEXCUBE Interface Object	Oracle FLEXCUBE Interface Column	Siebel Contact Business Component	Siebel Contact Field	Siebel Account Business Component	Siebel Account Field
/CustomerPartyFinancialServiceProfile/AntiMoneyLaunderingCheckRequiredIndicator	FCUBS Customer Service	ST-Modify Customer -Notify -MSG.xsd	FCUBS_NOTIFICATION/FCUBS_NOTIF_IDENTIFIER/ Customer-Full/ AMLREQD	BIB Contact BC	AML Required	BIB Account BC	AML Required Flag
/Person/PersonFinancialProfile/FinancialProfile/Status/SubStatusCode /Organization/OrganizationFinancialProfile/FinancialProfile/Status/SubStatusCode	FCUBS Customer Service	ST-Modify Customer -Notify -MSG.xsd	FCUBS_NOTIFICATION/FCUBS_NOTIF_IDENTIFIER/ Customer-Full/ FROZEN	BIB Contact BC	Frozen	BIB Account BC	Frozen Flag
/Status/SubStatusCode	FCUBS Customer Service	ST-Modify Customer -Notify -MSG.xsd	FCUBS_NOTIFICATION/FCUBS_NOTIF_IDENTIFIER/ Customer-Full/ WHRUNKN	BIB Contact BC	Whereabouts Unknown	BIB Account BC	Whereabouts Unknown Flag
/PartyRelatedParty/PartyRelatedPersonParty/PersonPartyReference/PersonName/FullName	FCUBS Customer Service	ST-Modify Customer -Notify -MSG.xsd	FCUBS_NOTIFICATION/FCUBS_NOTIF_IDENTIFIER/ Customer-Full/ Custpersonal/ GUARDIAN	BIB Contact BC	Guardian Name	Not applicable	Not applicable
/CustomerPartyCreditProfile/Identification/ID	EL Customer LiabService	GE-Liability Create-Req-Full-MSG.xsd	GEM_REQ_ENV/ GEM_BODY /Liability-Full/ LIABILITY NO	BIB Contact BC	Liability Number	BIB Account BC	Liability Number

Table 29. UpdateCustomerPartyEBM

XML Path	Oracle FLEXCUBE Service Name	Oracle FLEXCUBE Interface Object	Oracle FLEXCUBE Interface Column	Siebel Contact Business Component	Siebel Contact Field	Siebel Account Business Component	Siebel Account Field
/Customer PartyCredit Profile/CreditLimit Amount	EL Customer LiabService	GE-Liability Create-Req-Full-MSG.xsd	GEM_REQ_ENV/ GEM_BODY /Liablity-Full/ OVERALL LIMIT	BIB Contact BC	Overall Limit Amount	BIB Account BC	Overall Limit Amount
/Customer PartyCredit Profile /CurrencyCode	EL Customer LiabService	GE-Liability Create-Req-Full-MSG.xsd	GEM_REQ_ENV/ GEM_BODY /Liablity-Full/ LIABLITY CCY	BIB Contact BC	Limit Currency Code	BIB Account BC	Limit Currency Code
/Customer PartyCredit Profile/ TotalUtilized LineOfCredit Amount	EL Customer LiabService	GE-Liability Create-Req-Full-MSG.xsd	GEM_REQ_ENV/ GEM_BODY /Liablity-Full/ UTILISATIONAMT	BIB Contact BC	Total Utilized Amount	BIB Account BC	Total Utilized Amount
/Customer PartyCredit Profile/ LastCredit ReviewDate	EL Customer LiabService	GE-Liability Create-Req-Full-MSG.xsd	GEM_REQ_ENV/ GEM_BODY /Liablity-Full/ REVISION DATE	BIB Contact BC	Revision Date	BIB Account BC	Revision Date

QueryLineOfCreditEBM

The QueryLineOfCreditEBM integration objects, associated with the LineOfCredit EBO, are used in query operations in the Integration to retrieve limit information from Oracle FLEXCUBE Universal Banking. The application mappings used by the QueryLineOfCreditEBM integration objects for the query operation are described in this topic.

Operation

Query

Service Consumer

Siebel CRM

Service Provider

Oracle FLEXCUBE Universal Banking

EBM Request and Response Operational Elements

- QueryLineOfCreditEBM
- QueryLineOfCreditResponseEBM

Information about the QueryLineOfCreditEBM request-and-response messages is provided in the following topics.

QueryLineOfCreditEBM

Table 30 lists the mapping information for the QueryLineOfCreditEBM.

Table 30. QueryLineOfCreditEBM

XML Path	Oracle FLEXCUBE Service Name	Oracle FLEXCUBE Interface Object	Oracle FLEXCUBE Interface Column	Siebel Contact Business Component	Siebel Contact Field
/Identification/AlternateObjectKey/ID	LSFacilityService	GE-FacilityExecuteQuery-Req-Full-MSG.xsd	GEM_REQ_ENV/ GEM_BODY/ Facility-Full/ LIABID	FINS BIB Account FINS BIB Contact	Liability Number
/Identification/ID	LSFacilityService	GE-FacilityExecuteQuery-Req-Full-MSG.xsd	GEM_REQ_ENV/ GEM_BODY/ Facility-Full/ LINECODE GEM_REQ_ENV/ GEM_BODY/ Facility-Full/ LINESERIAL	FINS BIB Limit Details	Line ID
/Identification/ContextID	LSFacilityService	GE-FacilityExecuteQuery-Req-Full-MSG.xsd	GEM_REQ_ENV/ GEM_BODY/ Facility-Full/ LIABBR	FINS BIB Account FINS BIB Contact	Branch Code

QueryLineOfCreditResponseEBM

Table 31 lists the mapping information for the QueryLineOfCreditResponseEBM.

Table 31. QueryLineOfCreditResponseEBM

XML Path	Oracle FLEXCUBE Service Name	Oracle FLEXCUBE Interface Object	Oracle FLEXCUBE Interface Column	Siebel Contact Business Component	Siebel Contact Field
/Identification/ID	LSFacilityService	GE-Facility ExecuteQuery-Res-Full-MSG.xsd	GEM_RES_ENV/ GEM_BODY/ Facility-Full/ LINECODE GEM_RES_ENV/ GEM_BODY/ Facility-Full/ LINESERIAL	FINS BIB Limit Details	Line ID
/CurrencyCode	LSFacilityService	GE-Facility ExecuteQuery-Res-Full-MSG.xsd	GEM_RES_ENV/ GEM_BODY/ Facility-Full/ LINECCY	FINS BIB Limit Details	Line Currency
/RevolvingIndicator	LSFacilityService	GE-Facility ExecuteQuery-Res-Full-MSG.xsd	GEM_RES_ENV/ GEM_BODY/ Facility-Full/ REVOLVINGLINE	FINS BIB Limit Details	Revolving Flag
/Collateralized Indicator	Not applicable	Not applicable	Y If COLLATERALCON TRIBUTION > 0 Else N	FINS BIB Limit Details	Secured Flag
/SanctionedLimit Amount	LSFacilityService	GE-Facility ExecuteQuery-Res-Full-MSG.xsd	GEM_RES_ENV/ GEM_BODY/ Facility-Full/ DSPEFFLINE AMOUNT	FINS BIB Limit Details	Effective Limit Amount
/AvailableAmount	LSFacilityService	GE-Facility ExecuteQuery-Res-Full-MSG.xsd	GEM_RES_ENV/ GEM_BODY/ Facility-Full/ AVAILABLE AMOUNT	FINS BIB Limit Details	Available amount
/EffectiveTimePeriod/ StartDateTime	LSFacilityService	GE-Facility ExecuteQuery-Res-Full-MSG.xsd	GEM_RES_ENV/ GEM_BODY/ Facility-Full/ LINESTARTDATE	FINS BIB Limit Details	Start Date
/EffectiveTimePeriod/ EndDateTime	LSFacilityService	GE-Facility ExecuteQuery-Res-Full-MSG.xsd	GEM_RES_ENV/ GEM_BODY/ Facility-Full/ LINEEXPIRYDATE	FINS BIB Limit Details	Expiry Date

Table 31. QueryLineOfCreditResponseEBM

XML Path	Oracle FLEXCUBE Service Name	Oracle FLEXCUBE Interface Object	Oracle FLEXCUBE Interface Column	Siebel Contact Business Component	Siebel Contact Field
/CustomerParty Reference/ PartyIdentification/ID	LSFacilityService	GE-Facility ExecuteQuery-Res-Full-MSG.xsd	GEM_RES_ENV/ GEM_BODY/ Facility-Full/ LIABID	FINS BIB Account FINS BIB Contact	Liability Number
/ParentLineOfCredit Reference/ LineOfCredit Identification/ID	LSFacilityService	GE-Facility ExecuteQuery-Res-Full-MSG.xsd	MAINLINEID derived main line ID from table	FINS BIB Limit Details	Main Line Number

QueryDocumentaryCollectionEBM

The QueryDocumentaryCollectionEBM integration objects, associated with the Documentary Collection EBO, are used in query operations in the Integration to retrieve contract information from Oracle FLEXCUBE Universal Banking - Bills and Collections. The application mappings used by the QueryDocumentaryCollectionEBM integration objects for the query operation are described in this topic.

Operation

Query

Service Consumer

Siebel CRM

Service Provider

Oracle FLEXCUBE Universal Banking

EBM Request and Response Operational Elements

- QueryDocumentaryCollectionEBM/DataArea/QueryDocumentaryCollection
- QueryDocumentaryCollectionResponseEBM/DataArea/QueryDocumentaryCollectionResponse

Information about the QueryDocumentaryCollectionEBM request-and-response messages is provided in the following topics.

QueryDocumentaryCollectionEBM

Table 32 lists the mapping information for the QueryDocumentaryCollectionEBM.

Table 32. QueryDocumentaryCollectionEBM

XML Path	Oracle FLEXCUBE Service Name	Oracle FLEXCUBE Interface Object	Oracle FLEXCUBE Interface Column	Siebel Contact Business Component	Siebel Contact Field
/Identification/ID	FCUBSBCService	BCContract-Query-Req-MSG.xsd	FCUBS_REQ_ENV/FCUBS_BODY/BCContract-Query_Req/FCCREF	FINS BIB Contract	Contract Reference Num
/Identification/ContextID	FCUBSBCService	BCContract-Query-Req-MSG.xsd	FCUBS_REQ_ENV/FCUBS_BODY/BCContract-Query_Req/BRN	FINS BIB Contract	Branch Code

QueryDocumentaryCollectionResponseEBM

Table 33 lists the mapping information for the QueryDocumentaryCollectionResponseEBM.

Table 33. QueryDocumentaryCollectionResponseEBM

XML Path	Oracle FLEXCUBE Service Name	Oracle FLEXCUBE Interface Object	Oracle FLEXCUBE Interface Column	Siebel Contact Business Component	Siebel Contact Field
/Identification/ID	FCUBSBCService	BCContract-Query-Res-FULL.xsd	FCUBS_RES_ENV/FCUBS_BODY/Contract-Details/FCCREF	FINS BIB Contract	Contract Reference Num
/BookedDate	FCUBSBCService	BCContract-Query-Res-FULL.xsd	FCUBS_RES_ENV/FCUBS_BODY/Contract-Details/TXNDT	FINS BIB Contract	Issue Date
/EffectiveDate	FCUBSBCService	BCContract-Query-Res-FULL.xsd	FCUBS_RES_ENV/FCUBS_BODY/Contract-Details/VALDT	FINS BIB Contract	Value Date
/NormalPayment ProcessingDuration	FCUBSBCService	BCContract-Query-Res-FULL.xsd	FCUBS_RES_ENV/FCUBS_BODY/Contract-Details/REIMBDAYS	FINS BIB Contract	Reimbursement Days
/CurrencyCode	FCUBSBCService	BCContract-Query-Res-FULL.xsd	FCUBS_RES_ENV/FCUBS_BODY/Contract-Details/BLCCY	FINS BIB Contract	Currency Code

Table 33. QueryDocumentaryCollectionResponseEBM

XML Path	Oracle FLEXCUBE Service Name	Oracle FLEXCUBE Interface Object	Oracle FLEXCUBE Interface Column	Siebel Contact Business Component	Siebel Contact Field
/ContractAmount	FCUBSBCService	BCContract-Query-Res-FULL.xsd	FCUBS_RES_ENV /FCUBS_BODY/ Contract-Details/ BLAMT	FINS BIB Contract	Contract Amount
/Outstanding Amount	FCUBSBCService	BCContract-Query-Res-FULL.xsd	FCUBS_RES_ENV /FCUBS_BODY/ Contract-Details/ BLDUEAMT	FINS BIB Contract	Bill Outstanding Amount
/Discrepancy Indicator	Not applicable	Not applicable	Y if discrepancy has occurred, else N.	FINS BIB Contract	Discrepancies Flag
/PaymentException Indicator	Not applicable	Not applicable	Y If payment exception occurs, else N.	FINS BIB Contract	Exceptions Flag
/OperationType Code	FCUBSBCService	BCContract-Query-Res-FULL.xsd	FCUBS_RES_ENV /FCUBS_BODY/ Contract-Details/ OPERATION	FINS BIB Contract	Operation Code
/UsanceTimePeriod /StartDateTime	FCUBSBCService	BCContract-Query-Res-FULL.xsd	FCUBS_RES_ENV /FCUBS_BODY/ Contract-Details/ BASEDT	FINS BIB Contract	Base Date
/UsanceTimePeriod /Duration	FCUBSBCService	BCContract-Query-Res-FULL.xsd	FCUBS_RES_ENV /FCUBS_BODY/ Contract-Details/ TENORCODE	FINS BIB Contract	Tenor
/Status/Code	FCUBSBCService	BCContract-Query-Res-FULL.xsd	FCUBS_RES_ENV /FCUBS_BODY/ Contract-Details/ CONTSTAT	FINS BIB Contract	Contract Status
/InterestSchedule/ InterestRate	FCUBSBCService	BCContract-Query-Res-FULL.xsd	FCUBS_RES_ENV /FCUBS_BODY/ Contract-Details/ INTRATE	FINS BIB Contract	Interest Rate
/ItemReference/ ItemIdentification/ ID	FCUBSBCService	BCContract-Query-Res-FULL.xsd	FCUBS_RES_ENV /FCUBS_BODY/ Contract-Details/ PRODUCT	FINS BIB Contract	Product
/LineOfCredit Reference/ LineOfCredit Identification/Id	Not applicable	Not applicable	Value is derived, based on OURLCREF or THRLCREF.	FINS BIB Contract	LC Reference Number

Table 33. QueryDocumentaryCollectionResponseEBM

XML Path	Oracle FLEXCUBE Service Name	Oracle FLEXCUBE Interface Object	Oracle FLEXCUBE Interface Column	Siebel Contact Business Component	Siebel Contact Field
/Financial InstitutionBranch BusinessUnit Reference/ BusinessUnit Identification/ID	Not applicable	Not applicable	Branch Code	FINS BIB Contract	Branch Code
/InterestSchedule/ Outstanding InterestAmount	FCUBSBCService	BCContract-Query-Res-FULL.xsd	FCUBS_RES_ENV /FCUBS_BODY/ Contract-Details/ AQRDAMT	FINS BIB Contract	Interest Accrued
/UsanceTimePeriod /EndDateTime	FCUBSBCService	BCContract-Query-Res-FULL.xsd	FCUBS_RES_ENV /FCUBS_BODY/ Contract-Details/ MATDT	FINS BIB Contract	Maturity Date
/RenewalCount	Not applicable	Not applicable	Number of rollover events fired on this contract	FINS BIB Contract	Number Of Rollover
/LoanAvailed Indicator	Not applicable	Not applicable	Y if contract linkages exists, else N.	FINS BIB Contract	Loan Linkage Flag
Drawee					
/Documentary CollectionDrawee/ Documentary CollectionDrawee PersonParty/Person PartyReference /PersonName/ Identification/ID	FCUBSBCService	BCContract-Query-Res-FULL.xsd	FCUBS_RES_ENV /FCUBS_BODY/ Contract-Details/ Parties-Details/ PRTYID	FINS BIB Contract Parties VBC	Party Id
/Documentary CollectionDrawee/ Documentary CollectionDrawee PersonParty/Person PartyReference/ PersonName/ FullName	FCUBSBCService	BCContract-Query-Res-FULL.xsd	FCUBS_RES_ENV /FCUBS_BODY/ Contract-Details/ Parties-Details/ PRTYNAME	FINS BIB Contract Parties VBC	Party Name
Not applicable	FCUBSBCService	BCContract-Query-Res-FULL.xsd	FCUBS_RES_ENV /FCUBS_BODY/ Contract-Details/ Parties-Details/ PRTYTYPE	FINS BIB Contract Parties VBC	Party Type

Table 33. QueryDocumentaryCollectionResponseEBM

XML Path	Oracle FLEXCUBE Service Name	Oracle FLEXCUBE Interface Object	Oracle FLEXCUBE Interface Column	Siebel Contact Business Component	Siebel Contact Field
/DocumentaryCollectionDrawee/DocumentaryCollectionDraweePersonParty/PersonPartyReference/LocationReference/Address/CountryCode	Not applicable	Not applicable	Country code	FINS BIB Contract Parties VBC	Party Country
Drawer					
/DocumentaryCollectionDrawer/DocumentaryCollectionDrawerPersonParty/PersonPartyReference/PersonName/Identification/ID	FCUBSBCService	BCContract-Query-Res-FULL.xsd	FCUBS_RES_ENV /FCUBS_BODY/ Contract-Details/ Parties-Details/ PRTYID	FINS BIB Contract Parties VBC	Party Id
/DocumentaryCollectionDrawer/DocumentaryCollectionDrawerPersonParty/PersonPartyReference/PersonName/FullName	FCUBSBCService	BCContract-Query-Res-FULL.xsd	FCUBS_RES_ENV /FCUBS_BODY/ Contract-Details/ Parties-Details/ PRTYNAME	FINS BIB Contract Parties VBC	Party Name
Not applicable	FCUBSBCService	BCContract-Query-Res-FULL.xsd	FCUBS_RES_ENV /FCUBS_BODY/ Contract-Details/ Parties-Details/ PRTYTYPE	FINS BIB Contract Parties VBC	Party Type
/DocumentaryCollectionDrawer/DocumentaryCollectionDrawerPersonParty/PersonPartyReference/LocationReference/Address/CountryCode	Not applicable	Not applicable	Country code	FINS BIB Contract Parties VBC	Party Country

Table 33. QueryDocumentaryCollectionResponseEBM

XML Path	Oracle FLEXCUBE Service Name	Oracle FLEXCUBE Interface Object	Oracle FLEXCUBE Interface Column	Siebel Contact Business Component	Siebel Contact Field
Discrepancy					
/Documentary Collection Discrepancy/Description	FCUBSBCService	BCContract-Query-Res-FULL.xsd	FCUBS_RES_ENV /FCUBS_BODY/Contract-Details/Discrepancy-Details/DISCDESC	FINS BIB Contract Discrepancy Details VBC	Discrepancy Description
/Documentary Collection Discrepancy/Status /Code	FCUBSBCService	BCContract-Query-Res-FULL.xsd	FCUBS_RES_ENV /FCUBS_BODY/Contract-Details/Discrepancy-Details/DISCREFLAG	FINS BIB Contract Discrepancy Details VBC	Resolved

QueryDocumentaryCreditEBM

The QueryDocumentaryCreditEBM integration objects, associated with the Documentary Credit EBO, are used in query operations in the Integration to retrieve contract information from Oracle FLEXCUBE Universal Banking- Letters Of Credit. The application mappings used by the QueryDocumentaryCreditEBM integration objects for the query operation are described in this topic.

Operation

Query

Service Consumer

Siebel CRM

Service Provider

Oracle FLEXCUBE Universal Banking

EBM Request and Response Operational Elements

- QueryDocumentaryCreditEBM/DataArea/QueryDocumentaryCredit
- QueryDocumentaryCreditEBMResponse/DataArea/QueryDocumentaryCreditResponse

Information about the QueryDocumentaryCreditEBM request-and-response messages is provided in the following topics.

QueryDocumentaryCreditEBM

Table 34 lists the mapping information for the QueryDocumentaryCreditEBM.

Table 34. QueryDocumentaryCreditEBM

XML Path	Oracle FLEXCUBE Service Name	Oracle FLEXCUBE Interface Object	Oracle FLEXCUBE Interface Column	Siebel Contact Business Component	Siebel Contact Field
/Identification/ID	FCUBSLCService	LC-QueryContract-Req-IO-MSG.xsd	FCUBS_REQ_ENV/ FCUBS_BODY/ /Contract-details-IO/CONREFNO	FINS BIB Contract	Contract Reference Num
/Identification/ContextID	Not applicable	Not applicable	Branch Code (derived)	FINS BIB Contract	Branch Code

QueryDocumentaryCreditResponseEBM

Table 35 lists the mapping information for the QueryDocumentaryCreditResponseEBM.

Table 35. QueryDocumentaryCreditResponseEBM

XML Path	Oracle FLEXCUBE Service Name	Oracle FLEXCUBE Interface Object	Oracle FLEXCUBE Interface Column	Siebel Contact Business Component	Siebel Contact Field
/Identification/ID	FCUBSLCService	LC-Query Contract-Res-Full-MSG.xsd	FCUBS_RES_ENV/ FCUBS_BODY/ Contract-Details-Full/CONREFNO	FINS BIB Contract	Contract Reference Num
/Status/SubStatusCode	FCUBSLCService	LC-Query Contract-Res-Full-MSG.xsd	FCUBS_RES_ENV/ FCUBS_BODY/ Contract-Details-Full/OPERCD	FINS BIB Contract	Operation Code
/CurrencyCode	FCUBSLCService	LC-Query Contract-Res-Full-MSG.xsd	FCUBS_RES_ENV/ FCUBS_BODY/ Contract-Details-Full/CONTCCY	FINS BIB Contract	Currency Code
/Contract Amount	FCUBSLCService	LC-Query Contract-Res-Full-MSG.xsd	FCUBS_RES_ENV/ FCUBS_BODY/ Contract-Details-Full/CONTAMT	FINS BIB Contract	Contract Amount
/AvailedAmount	FCUBSLCService	LC-Query Contract-Res-Full-MSG.xsd	FCUBS_RES_ENV/ FCUBS_BODY/ Contract-Details-Full/CURRAVAIL	FINS BIB	Current Availability

Table 35. QueryDocumentaryCreditResponseEBM

XML Path	Oracle FLEXCUBE Service Name	Oracle FLEXCUBE Interface Object	Oracle FLEXCUBE Interface Column	Siebel Contact Business Component	Siebel Contact Field
/EstimatedFinancialInstitutionLiabilityAmount	FCUBSLCService	LC-Query Contract-Res-Full-MSG.xsd	FCUBS_RES_ENV/FCUBS_BODY/Contract-Details-Full/OSLIAB	FINS BIB Contract	Bill Outstanding Amount
/IssueDate	FCUBSLCService	LC-Query Contract-Res-Full-MSG.xsd	FCUBS_RES_ENV/FCUBS_BODY/Contract-Details-Full/ISSDT	FINS BIB Contract	Issue Date
/CloseDate	FCUBSLCService	LC-Query Contract-Res-Full-MSG.xsd	FCUBS_RES_ENV/FCUBS_BODY/Contract-Details-Full/CLOSDT	FINS BIB Contract	Closure Date
/EffectiveTimePeriod/StartDateTime	FCUBSLCService	LC-Query Contract-Res-Full-MSG.xsd	FCUBS_RES_ENV/FCUBS_BODY/Contract-Details-Full/EFFDT	FINS BIB Contract	Effective Date
/EffectiveTimePeriod/EndDateTime	FCUBSLCService	LC-Query Contract-Res-Full-MSG.xsd	FCUBS_RES_ENV/FCUBS_BODY/Contract-Details-Full/EXPDT	FINS BIB Contract	Expiry Date
/ItemReference/ItemIdentification/ID	FCUBSLCService	LC-Query Contract-Res-Full-MSG.xsd	FCUBS_RES_ENV/FCUBS_BODY/Contract-Details-Full/PRDCD	FINS BIB Contract	Product
/ItemReference/TypeCode	FCUBSLCService	LC-Query Contract-Res-Full-MSG.xsd	FCUBS_RES_ENV/FCUBS_BODY/Contract-Details-Full/PRDTP	FINS BIB Contract	Contract Type
/ItemReference/Description	FCUBSLCService	LC-Query Contract-Res-Full-MSG.xsd	FCUBS_RES_ENV/FCUBS_BODY/Contract-Details-Full/PRDDESC	FINS BIB Contract	Product Description
/FinancialInstitutionBranchBusinessUnitReference/BusinessUnitIdentification/ID	Not applicable	Not applicable	Branch Code	FINS BIB Contract	Branch Code
/Status/Code	FCUBSLCService	LC-Query Contract-Res-Full-MSG.xsd	FCUBS_RES_ENV/FCUBS_BODY/Contract-Details-Full/TXNSTAT	FINS BIB Contract	Contract Status

Table 35. QueryDocumentaryCreditResponseEBM

XML Path	Oracle FLEXCUBE Service Name	Oracle FLEXCUBE Interface Object	Oracle FLEXCUBE Interface Column	Siebel Contact Business Component	Siebel Contact Field
Applicant					
/CustomerParty Reference /PersonName/ TypeCode	FCUBSLCService	LC-Query Contract-Res-Full-MSG.xsd	FCUBS_RES_ENV/ FCUBS_BODY/ Contract-Details-Full/Party-Details/ PARTYDESC FCUBS_RES_ENV/ FCUBS_BODY/ Contract-Details-Full/Party-Details/ PRTYTYP	FINS BIB Contract Parties VBC	Party Type
/CustomerParty Reference /PersonName/ FullName	FCUBSLCService	LC-Query Contract-Res-Full-MSG.xsd	FCUBS_RES_ENV/ FCUBS_BODY/ Contract-Details-Full/Party-Details/ CUSTNAME	FINS BIB Contract Parties VBC	Party Name
/CustomerParty Reference /Location Reference/ Address/Country Code	Not applicable	Not applicable	Party Country	FINS BIB Contract Parties VBC	Party Country
/CustomerParty Reference /Party Identification/ID	FCUBSLCService	LC-Query Contract-Res-Full-MSG.xsd	FCUBS_RES_ENV/ FCUBS_BODY/ Contract-Details-Full/Party-Details/ PARTYCIFID	FINS BIB Contract Parties VBC	Party Id
/CustomerParty Reference /Party Identification /ContextID	FCUBSLCService	LC-Query Contract-Res-Full-MSG.xsd	FCUBS_RES_ENV/ FCUBS_BODY/ Contract-Details-Full/Party-Details/ CUSTREFNO	FINS BIB Contract Parties VBC	Reference
Advising Bank					
/Documentary CreditAdvising Financial Institution/ Financial Institution Reference/Type Code	FCUBSLCService	LC-Query Contract-Res-Full-MSG.xsd	FCUBS_RES_ENV/ FCUBS_BODY/ Contract-Details-Full/Party-Details/ PARTYDESC FCUBS_RES_ENV/ FCUBS_BODY/ Contract-Details-Full/Party-Details/ PRTYTYP	FINS BIB Contract Parties VBC	Party Type

Table 35. QueryDocumentaryCreditResponseEBM

XML Path	Oracle FLEXCUBE Service Name	Oracle FLEXCUBE Interface Object	Oracle FLEXCUBE Interface Column	Siebel Contact Business Component	Siebel Contact Field
/Documentary CreditAdvising Financial Institution/ Financial Institution Reference/ Organization Name	FCUBSLCService	LC-Query Contract-Res-Full-MSG.xsd	FCUBS_RES_ENV/ FCUBS_BODY/ Contract-Details-Full/Party-Details/ CUSTNAME	FINS BIB Contract Parties VBC	Party Name
/Documentary CreditAdvising Financial Institution/ Financial Institution Reference/ Location Reference/ Address/Country Code	Not applicable	Not applicable	Party Country	FINS BIB Contract Parties VBC	Party Country
/Documentary CreditAdvising Financial Institution /Financial Institution Reference/Party Identification/ID	FCUBSLCService	LC-Query Contract-Res-Full-MSG.xsd	FCUBS_RES_ENV/ FCUBS_BODY/ Contract-Details-Full/Party-Details/ PARTYCIFID	FINS BIB Contract Parties VBC	Party Id
/Documentary CreditAdvising Financial Institution/ Financial Institution Reference/Party Identification/ ContextID	FCUBSLCService	LC-Query Contract-Res-Full-MSG.xsd	FCUBS_RES_ENV/ FCUBS_BODY/ Contract-Details-Full/Party-Details/ CUSTREFNO	FINS BIB Contract Parties VBC	Reference
Applicant's Bank					
/Documentary CreditDrawee Financial Institution/ Financial Institution Reference/ TypeCode	FCUBSLCService	LC-Query Contract-Res-Full-MSG.xsd	FCUBS_RES_ENV/ FCUBS_BODY/ Contract-Details-Full/Party-Details/ PARTYDESC FCUBS_RES_ENV/ FCUBS_BODY/ Contract-Details-Full/Party-Details/ PRTYTYP	FINS BIB Contract Parties VBC	Party Type

Table 35. QueryDocumentaryCreditResponseEBM

XML Path	Oracle FLEXCUBE Service Name	Oracle FLEXCUBE Interface Object	Oracle FLEXCUBE Interface Column	Siebel Contact Business Component	Siebel Contact Field
/Documentary CreditDrawee Financial Institution/ Financial Institution Reference/ Organization Name	FCUBSLCService	LC-Query Contract-Res-Full-MSG.xsd	FCUBS_RES_ENV/ FCUBS_BODY/ Contract-Details-Full/Party-Details/ CUSTNAME	FINS BIB Contract Parties VBC	Party Name
/Documentary CreditDrawee Financial Institution/ Financial Institution Reference/ Location Reference/ Address /CountryCode	Not applicable	Not applicable	Party Country	FINS BIB Contract Parties VBC	Party Country
/Documentary CreditDrawee Financial Institution/ Financial Institution Reference/Party Identification/ID	FCUBSLCService	LC-Query Contract-Res-Full-MSG.xsd	FCUBS_RES_ENV/ FCUBS_BODY/ Contract-Details-Full/Party-Details/ PARTYCIFID	FINS BIB Contract Parties VBC	Party Id
/Documentary CreditDrawee Financial Institution/ Financial Institution Reference/Party Identification/ ContextID	FCUBSLCService	LC-Query Contract-Res-Full-MSG.xsd	FCUBS_RES_ENV/ FCUBS_BODY/ Contract-Details-Full/Party-Details/ CUSTREFNO	FINS BIB Contract Parties VBC	Reference
Beneficiary					
/Beneficiary/ BeneficiaryPerson Party/ PersonParty Reference/ PersonName/ TypeCode	FCUBSLCService	LC-Query Contract-Res-Full-MSG.xsd	FCUBS_RES_ENV/ FCUBS_BODY/ Contract-Details-Full/Party-Details/ PARTYDESC FCUBS_RES_ENV/ FCUBS_BODY/ Contract-Details-Full/Party-Details/ PRTYTYP	FINS BIB Contract Parties VBC	Defaulted to Beneficiary

Table 35. QueryDocumentaryCreditResponseEBM

XML Path	Oracle FLEXCUBE Service Name	Oracle FLEXCUBE Interface Object	Oracle FLEXCUBE Interface Column	Siebel Contact Business Component	Siebel Contact Field
/Beneficiary/ BeneficiaryPerson Party/Person PartyReference/ PersonName/ FullName	FCUBSLCService	LC-Query Contract-Res- Full-MSG.xsd	FCUBS_RES_ENV/ FCUBS_BODY/ Contract-Details- Full/Party-Details/ CUSTNAME	FINS BIB Contract Parties VBC	Party Name
/Beneficiary/ BeneficiaryPerson Party/Person PartyReference/ Location Reference/ Address/Country Code	Not applicable	Not applicable	Party Country	FINS BIB Contract Parties VBC	Party Country
/Beneficiary/ BeneficiaryPerson Party/Person PartyReference /Party IDentification/ID	FCUBSLCService	LC-Query Contract-Res- Full-MSG.xsd	FCUBS_RES_ENV/ FCUBS_BODY/ Contract-Details- Full/Party-Details/ PARTYCIFID	FINS BIB Contract Parties VBC	Party Id
/Beneficiary/ BeneficiaryPerson Party/Person PartyReference/ Party IDentification /ContextID	FCUBSLCService	LC-Query Contract-Res- Full-MSG.xsd	FCUBS_RES_ENV/ FCUBS_BODY/ Contract-Details- Full/Party-Details/ CUSTREFNO	FINS BIB Contract Parties VBC	Reference
Confirming Bank					
/Documentary CreditConfirming Financial Institution/ Financial Institution Reference/ TypeCode	FCUBSLCService	LC-Query Contract-Res- Full-MSG.xsd	FCUBS_RES_ENV/ FCUBS_BODY/ Contract-Details- Full/Party-Details/ PARTYDESC FCUBS_RES_ENV/ FCUBS_BODY/ Contract-Details- Full/Party-Details/ PRTYTYP	FINS BIB Contract Parties VBC	Party Type
/Documentary CreditConfirming Financial Institution/ Financial Institution Reference/ Organization Name	FCUBSLCService	LC-Query Contract-Res- Full-MSG.xsd	FCUBS_RES_ENV/ FCUBS_BODY/ Contract-Details- Full/Party-Details/ CUSTNAME	FINS BIB Contract Parties VBC	Party Name

Table 35. QueryDocumentaryCreditResponseEBM

XML Path	Oracle FLEXCUBE Service Name	Oracle FLEXCUBE Interface Object	Oracle FLEXCUBE Interface Column	Siebel Contact Business Component	Siebel Contact Field
/Documentary CreditConfirming Financial Institution/ Financial Institution Reference/ Location Reference/ Address/Country Code	Not applicable	Not applicable	Party Country	FINS BIB Contract Parties VBC	Party Country
/Documentary CreditConfirming Financial Institution/ Financial Institution Reference/Party Identification/ID	FCUBSLCService	LC-Query Contract-Res-Full-MSG.xsd	FCUBS_RES_ENV/ FCUBS_BODY/ Contract-Details-Full/Party-Details/ PARTYCIFID	FINS BIB Contract Parties VBC	Party Id
/Documentary CreditConfirming Financial Institution/ Financial Institution Reference/Party Identification/ ContextID	FCUBSLCService	LC-Query Contract-Res-Full-MSG.xsd	FCUBS_RES_ENV/ FCUBS_BODY/ Contract-Details-Full/Party-Details/ CUSTREFNO	FINS BIB Contract Parties VBC	Reference
Reimbursing Bank					
/Documentary Credit Reimbursing Financial Institution/ Financial Institution Reference/Type Code	FCUBSLCService	LC-Query Contract-Res-Full-MSG.xsd	FCUBS_RES_ENV/ FCUBS_BODY/ Contract-Details-Full/Party-Details/ PARTYDESC FCUBS_RES_ENV/ FCUBS_BODY/ Contract-Details-Full/Party-Details/ PRTYTYP	FINS BIB Contract Parties VBC	Party Type
/Documentary Credit Reimbursing Financial Institution/ Financial Institution Reference/ Organization Name	FCUBSLCService	LC-Query Contract-Res-Full-MSG.xsd	FCUBS_RES_ENV/ FCUBS_BODY/ Contract-Details-Full/Party-Details/ CUSTNAME	FINS BIB Contract Parties VBC	Party Name

Table 35. QueryDocumentaryCreditResponseEBM

XML Path	Oracle FLEXCUBE Service Name	Oracle FLEXCUBE Interface Object	Oracle FLEXCUBE Interface Column	Siebel Contact Business Component	Siebel Contact Field
/Documentary Credit Reimbursing Financial Institution/ Financial Institution Reference/ Location Reference/ Address/Country Code	Not applicable	Not applicable	Party Country	FINS BIB Contract Parties VBC	Party Country
/Documentary Credit Reimbursing Financial Institution/ Financial Institution Reference/Party Identification/ID	FCUBSLCService	LC-Query Contract-Res-Full-MSG.xsd	FCUBS_RES_ENV/ FCUBS_BODY/ Contract-Details-Full/Party-Details/ PARTYCIFID	FINS BIB Contract Parties VBC	Party Id
/Documentary Credit Reimbursing Financial Institution/ Financial Institution Reference/Party Identification/ ContextID	FCUBSLCService	LC-Query Contract-Res-Full-MSG.xsd	FCUBS_RES_ENV/ FCUBS_BODY/ Contract-Details-Full/Party-Details/ CUSTREFNO	FINS BIB Contract Parties VBC	Reference
Transferee 1					
/Documentary Credit Transferring Financial Institution/ Financial Institution Reference/ TypeCode	FCUBSLCService	LC-Query Contract-Res-Full-MSG.xsd	FCUBS_RES_ENV/ FCUBS_BODY/ Contract-Details-Full/Party-Details/ PARTYDESC FCUBS_RES_ENV/ FCUBS_BODY/ Contract-Details-Full/Party-Details/ PRTYTYP	FINS BIB Contract Parties VBC	Party Type

Table 35. QueryDocumentaryCreditResponseEBM

XML Path	Oracle FLEXCUBE Service Name	Oracle FLEXCUBE Interface Object	Oracle FLEXCUBE Interface Column	Siebel Contact Business Component	Siebel Contact Field
/Documentary Credit Transferring Financial Institution/ Financial Institution Reference/ Organization Name	FCUBSLCService	LC-Query Contract-Res-Full-MSG.xsd	FCUBS_RES_ENV/ FCUBS_BODY/ Contract-Details-Full/Party-Details/ CUSTNAME	FINS BIB Contract Parties VBC	Party Name
/Documentary Credit Transferring Financial Institution/ Financial Institution Reference/ Location Reference/ Address/Country Code	Not applicable	Not applicable	Party Country	FINS BIB Contract Parties VBC	Party Country
/Documentary Credit Transferring Financial Institution/ Financial Institution Reference/Party Identification/ID	FCUBSLCService	LC-Query Contract-Res-Full-MSG.xsd	FCUBS_RES_ENV/ FCUBS_BODY/ Contract-Details-Full/Party-Details/ PARTYCIFID	FINS BIB Contract Parties VBC	Party Id
/Documentary Credit Transferring Financial Institution/ Financial Institution Reference/Party Identification/ ContextID	FCUBSLCService	LC-Query Contract-Res-Full-MSG.xsd	FCUBS_RES_ENV/ FCUBS_BODY/ Contract-Details-Full/Party-Details/ CUSTREFNO	FINS BIB Contract Parties VBC	Reference
Commissions					
/Documentary CreditCharge /Charge /Description	FCUBSLCService	LC-Query Contract-Res-Full-MSG.xsd	FCUBS_RES_ENV/ FCUBS_BODY/ Contract-Details-Full/Commission/ Commission-Details/COMPNT	FINS BIB Contract Commissions VBC	Component Description

Table 35. QueryDocumentaryCreditResponseEBM

XML Path	Oracle FLEXCUBE Service Name	Oracle FLEXCUBE Interface Object	Oracle FLEXCUBE Interface Column	Siebel Contact Business Component	Siebel Contact Field
/Documentary CreditCharge/ Charge/Amount	FCUBSLCService	LC-Query Contract-Res-Full-MSG.xsd	FCUBS_RES_ENV/ FCUBS_BODY/ Contract-Details-Full/Commission/Commission-Details/AMT	FINS BIB Contract Commissions VBC	Component Amount
/Documentary CreditCharge/ Charge/Amount/ @CurrencyCode	FCUBSLCService	LC-Query Contract-Res-Full-MSG.xsd	FCUBS_RES_ENV/ FCUBS_BODY/ Contract-Details-Full/Commission/Commission-Details/CCY	FINS BIB Contract Commissions VBC	Currency
/Documentary CreditCharge Charge/Charge/ TimePeriod/ EndDateTime	FCUBSLCService	LC-Query Contract-Res-Full-MSG.xsd	FCUBS_RES_ENV/ FCUBS_BODY/ Contract-Details-Full/Commission/Commission-Details/GOODDATE	FINS BIB Contract Commissions VBC	Good Until Date
Bills and Collections Linkage					
/Documentary Credit Documentary Collection/ Documentary Collection Reference/ Documentary Collection Identification/ID	FCUBSLCService	LC-Query Contract-Res-Full-MSG.xsd	FCUBS_RES_ENV/ FCUBS_BODY/ Contract-Details-Full/Commission/Commission-Details/BCREFNO	FINS BIB Contract BC Linkages VBC	Bill Reference Num
/Documentary Credit Documentary Collection/ Amount	FCUBSLCService	LC-Query Contract-Res-Full-MSG.xsd	FCUBS_RES_ENV/ FCUBS_BODY/ Contract-Details-Full/Commission/Commission-Details/BILL_AMT	FINS BIB Contract BC Linkages VBC	Amount
/Documentary Credit Documentary Collection/ Amount/ @CurrencyCode	FCUBSLCService	LC-Query Contract-Res-Full-MSG.xsd	FCUBS_RES_ENV/ FCUBS_BODY/ Contract-Details-Full/Commission/Commission-Details/BCCY	FINS BIB Contract BC Linkages VBC	Currency
Goods Code					
/Documentary Credit Commodity/Type Code	FCUBSLCService	LC-Query Contract-Res-Full-MSG.xsd	FCUBS_RES_ENV/ FCUBS_BODY/ Contract-Details-Full/Goods-Details/GOODCD	FINS BIB Contract	Goods Code or Description

QueryBankGuaranteeEBM

The QueryBankGuaranteeEBM integration objects, associated with the BankGuarantee EBO, are used in query operations in the Integration to retrieve contract information from Oracle FLEXCUBE Universal Banking - Bank Guarantee. The application mappings used by the QueryBankGuaranteeEBM integration objects for the query operation are described in this topic.

Operation

Query

Service Consumer

Siebel CRM

Service Provider

Oracle FLEXCUBE Universal Banking

EBM Request and Response Operational Elements

- QueryBankGuaranteeEBM/DataArea/QueryBankGuarantee
- QueryBankGuaranteeResponseEBM/DataArea/QueryBankGuaranteeResponse

Information about the QueryBankGuaranteeEBM request-and-response messages is provided in the following topics.

QueryBankGuaranteeEBM

Table 36 lists the mapping information for the QueryBankGuaranteeEBM.

Table 36. QueryBankGuaranteeEBM

XML Path	Oracle FLEXCUBE Service Name	Oracle FLEXCUBE Interface Object	Oracle FLEXCUBE Interface Column	Siebel Contact Business Component	Siebel Contact Field
/Identification/ID	FCUBSLCService	LC-QueryContract-Req-IO-MSG.xsd	FCUBS_REQ_ENV/ FCUBS_BODY/ CONTRACT-Details-IO/CONREFNO	FINS BIB Contract	Contract Reference Num
/Identification/ContextID	Not applicable	Not applicable	Branch Code	FINS BIB Contract	Branch Code

QueryBankGuaranteeResponseEBM

Table 37 lists the mapping information for the QueryBankGuaranteeResponseEBM.

Table 37. QueryBankGuaranteeResponseEBM

XML Path	Oracle FLEXCUBE Service Name	Oracle FLEXCUBE Interface Object	Oracle FLEXCUBE Interface Column	Siebel Contact Business Component	Siebel Contact Field
/Identification/ID	FCUBSLCService	LC-Query Contract-Res-Full-MSG.xsd	FCUBS_RES_ENV/FCUBS_BODY/Contract-Details-Full/CONREFNO	FINS BIB Contract	Contract Reference Num
/Status/SubStatusCode	FCUBSLCService	LC-Query Contract-Res-Full-MSG.xsd	FCUBS_RES_ENV/FCUBS_BODY/Contract-Details-Full/OPERCD	FINS BIB Contract	Operation Code
/CurrencyCode	FCUBSLCService	LC-Query Contract-Res-Full-MSG.xsd	FCUBS_RES_ENV/FCUBS_BODY/Contract-Details-Full/CONTCCY	FINS BIB Contract	Currency Code
/ContractAmount	FCUBSLCService	LC-Query Contract-Res-Full-MSG.xsd	FCUBS_RES_ENV/FCUBS_BODY/Contract-Details-Full/CONTAMT	FINS BIB Contract	Contract Amount
/AvailedAmount	FCUBSLCService	LC-Query Contract-Res-Full-MSG.xsd	FCUBS_RES_ENV/FCUBS_BODY/Contract-Details-Full/CURRAVAIL	FINS BIB Contract	Current Availability
/EstimatedFinancial InstitutionLiability Amount	FCUBSLCService	LC-Query Contract-Res-Full-MSG.xsd	FCUBS_RES_ENV/FCUBS_BODY/Contract-Details-Full/OSLIAB	FINS BIB Contract	Bill Outstanding Amount
/IssueDate	FCUBSLCService	LC-Query Contract-Res-Full-MSG.xsd	FCUBS_RES_ENV/FCUBS_BODY/Contract-Details-Full/ISSDT	FINS BIB Contract	Issue Date
/CloseDate	FCUBSLCService	LC-Query Contract-Res-Full-MSG.xsd	FCUBS_RES_ENV/FCUBS_BODY/Contract-Details-Full/CLOSDT	FINS BIB Contract	Closure Date
/EffectiveTime Period/StartDate Time	FCUBSLCService	LC-Query Contract-Res-Full-MSG.xsd	FCUBS_RES_ENV/FCUBS_BODY/Contract-Details-Full/EFFDT	FINS BIB Contract	Effective Date
/EffectiveTime Period/EndDateTime	FCUBSLCService	LC-Query Contract-Res-Full-MSG.xsd	FCUBS_RES_ENV/FCUBS_BODY/Contract-Details-Full/EXPDT	FINS BIB Contract	Expiry Date

Table 37. QueryBankGuaranteeResponseEBM

XML Path	Oracle FLEXCUBE Service Name	Oracle FLEXCUBE Interface Object	Oracle FLEXCUBE Interface Column	Siebel Contact Business Component	Siebel Contact Field
/ItemReference/ItemIdentification/ID	FCUBSLCService	LC-Query Contract-Res-Full-MSG.xsd	FCUBS_RES_ENV/FCUBS_BODY/Contract-Details-Full/PRDCD	FINS BIB Contract	Product
/ItemReference/TypeCode	FCUBSLCService	LC-Query Contract-Res-Full-MSG.xsd	FCUBS_RES_ENV/FCUBS_BODY/Contract-Details-Full/PRDTP	FINS BIB Contract	Contract Type
/ItemReference/Description	FCUBSLCService	LC-Query Contract-Res-Full-MSG.xsd	FCUBS_RES_ENV/FCUBS_BODY/Contract-Details-Full/PRDESC	FINS BIB Contract	Product Description
/FinancialInstitutionBranchBusinessUnitReference/BusinessUnitIdentification/ID	Not applicable	Not applicable	Branch Code	FINS BIB Contract	Branch Code
/Status/Code	FCUBSLCService	LC-Query Contract-Res-Full-MSG.xsd	FCUBS_RES_ENV/FCUBS_BODY/Contract-Details-Full/TXNSTAT	FINS BIB Contract	Contract Status
/TypeCode	FCUBSLCService	LC-Query Contract-Res-Full-MSG.xsd	FCUBS_RES_ENV/FCUBS_BODY/Contract-Details-Full/ISSREQ	FINS BIB Contract	Guarantee Type
/Description	FCUBSLCService	LC-Query Contract-Res-Full-MSG.xsd	FCUBS_RES_ENV/FCUBS_BODY/Contract-Details-Full/GUARNTYP	FINS BIB Contract	Guarantee Description
Applicant					
/CustomerPartyReference/PersonName/TypeCode	FCUBSLCService	LC-Query Contract-Res-Full-MSG.xsd	FCUBS_RES_ENV/FCUBS_BODY/Contract-Details-Full/Party-Details/PARTYDESC FCUBS_RES_ENV/FCUBS_BODY/Contract-Details-Full/Party-Details/PRTYTYP	FINS BIB Contract Parties VBC	Party Type
/CustomerPartyReference/PersonName/FullName	FCUBSLCService	LC-Query Contract-Res-Full-MSG.xsd	FCUBS_RES_ENV/FCUBS_BODY/Contract-Details-Full/Party-Details/CUSTNAME	FINS BIB Contract Parties VBC	Party Name

Table 37. QueryBankGuaranteeResponseEBM

XML Path	Oracle FLEXCUBE Service Name	Oracle FLEXCUBE Interface Object	Oracle FLEXCUBE Interface Column	Siebel Contact Business Component	Siebel Contact Field
/CustomerParty Reference/Location Reference/Address/ CountryCode	Not applicable	Not applicable	Party Country	FINS BIB Contract Parties VBC	Party Country
/CustomerParty Reference/Party Identification/ID	FCUBSLCService	LC-Query Contract-Res-Full-MSG.xsd	FCUBS_RES_ENV/ FCUBS_BODY/ Contract-Details-Full/Party-Details/ PARTYCIFID	FINS BIB Contract Parties VBC	Party Id
/CustomerParty Reference/Party Identification/ ContextID	FCUBSLCService	LC-Query Contract-Res-Full-MSG.xsd	FCUBS_RES_ENV/ FCUBS_BODY/ Contract-Details-Full/Party-Details/ CUSTREFNO	FINS BIB Contract Parties VBC	Reference
Beneficiary					
/Beneficiary/ Beneficiary PersonParty/Person PartyReference/ PersonName/ TypeCode	FCUBSLCService	LC-Query Contract-Res-Full-MSG.xsd	FCUBS_RES_ENV/ FCUBS_BODY/ Contract-Details-Full/Party-Details/ PARTYDESC FCUBS_RES_ENV/ FCUBS_BODY/ Contract-Details-Full/Party-Details/ PRTYTYP	FINS BIB Contract Parties VBC	Party Type
/Beneficiary/ Beneficiary PersonParty/Person PartyReference/ PersonName/ FullName	FCUBSLCService	LC-Query Contract-Res-Full-MSG.xsd	FCUBS_RES_ENV/ FCUBS_BODY/ Contract-Details-Full/Party-Details/ CUSTNAME	FINS BIB Contract Parties VBC	Party Name
/Beneficiary/ Beneficiary PersonParty/Person PartyReference/ LocationReference/ Address/ Country Code	Not applicable	Not applicable	Party Country	FINS BIB Contract Parties VBC	Party Country
/Beneficiary/ Beneficiary PersonParty/Person PartyReference/Party Identification/ID	FCUBSLCService	LC-Query Contract-Res-Full-MSG.xsd	FCUBS_RES_ENV/ FCUBS_BODY/ Contract-Details-Full/Party-Details/ PARTYCIFID	FINS BIB Contract Parties VBC	Party Id

Table 37. QueryBankGuaranteeResponseEBM

XML Path	Oracle FLEXCUBE Service Name	Oracle FLEXCUBE Interface Object	Oracle FLEXCUBE Interface Column	Siebel Contact Business Component	Siebel Contact Field
/Beneficiary/ Beneficiary PersonParty/Person PartyReference/ PartyIdentification/ ContextID	FCUBSLCService	LC-Query Contract-Res- Full-MSG.xsd	FCUBS_RES_ENV/ FCUBS_BODY/ Contract-Details- Full/Party-Details/ CUSTREFNO	FINS BIB Contract Parties VBC	Reference
Advising Bank					
/BankGuarantee AdvisingFinancial Institution/Financial InstitutionReference/ TypeCode	FCUBSLCService	LC-Query Contract-Res- Full-MSG.xsd	FCUBS_RES_ENV/ FCUBS_BODY/ Contract-Details- Full/Party-Details/ PARTYDESC FCUBS_RES_ENV/ FCUBS_BODY/ Contract-Details- Full/Party-Details/ PRTYTYP	FINS BIB Contract Parties VBC	Party Type
/BankGuarantee AdvisingFinancial Institution/Financial InstitutionReference/ OrganizationName	FCUBSLCService	LC-Query Contract-Res- Full-MSG.xsd	FCUBS_RES_ENV/ FCUBS_BODY/ Contract-Details- Full/Party-Details/ CUSTNAME	FINS BIB Contract Parties VBC	Party Name
/BankGuarantee AdvisingFinancial Institution/Financial InstitutionReference/ LocationReference/ Address/ CountryCode	Not applicable	Not applicable	Party Country	FINS BIB Contract Parties VBC	Party Country
/BankGuarantee AdvisingFinancial Institution/Financial InstitutionReference/ PartyIdentification/ ID	FCUBSLCService	LC-Query Contract-Res- Full-MSG.xsd	FCUBS_RES_ENV/ FCUBS_BODY/ Contract-Details- Full/Party-Details/ PARTYCIFID	FINS BIB Contract Parties VBC	Party Id
/BankGuarantee AdvisingFinancial Institution/Financial InstitutionReference/ PartyIdentification/ ContextID	FCUBSLCService	LC-Query Contract-Res- Full-MSG.xsd	FCUBS_RES_ENV/ FCUBS_BODY/ Contract-Details- Full/Party-Details/ CUSTREFNO	FINS BIB Contract Parties VBC	Reference

Table 37. QueryBankGuaranteeResponseEBM

XML Path	Oracle FLEXCUBE Service Name	Oracle FLEXCUBE Interface Object	Oracle FLEXCUBE Interface Column	Siebel Contact Business Component	Siebel Contact Field
Commissions					
/BankGuarantee Charge/Charge /Description	FCUBSLCService	LC-Query Contract-Res-Full-MSG.xsd	FCUBS_RES_ENV/FCUBS_BODY/Contract-Details-Full/Commission/Commission-Details/COMPNT	FINS BIB Contract Commissions VBC	Component Description
/BankGuarantee Charge/Charge /Amount	FCUBSLCService	LC-Query Contract-Res-Full-MSG.xsd	FCUBS_RES_ENV/FCUBS_BODY/Contract-Details-Full/Commission/Commission-Details/AMT	FINS BIB Contract Commissions VBC	Component Amount
/BankGuarantee Charge/Charge /Amount /@CurrencyCode	FCUBSLCService	LC-Query Contract-Res-Full-MSG.xsd	FCUBS_RES_ENV/FCUBS_BODY/Contract-Details-Full/Commission/Commission-Details/CCY	FINS BIB Contract Commissions VBC	Currency
/BankGuarantee Charge/Charge/Time Period/EndDateTime	FCUBSLCService	LC-Query Contract-Res-Full-MSG.xsd	FCUBS_RES_ENV/FCUBS_BODY/Contract-Details-Full/Commission/Commission-Details/GOODDATE	FINS BIB Contract Commissions VBC	Good Until Date

QueryMarketingOfferEBM

The QueryMarketingOfferEBM integration objects, associated with the MarketingOfferEBO, are used in query operations in the Integration to retrieve offers from Siebel CRM with a status of Contact Specific - Active. The application mappings used by the QueryMarketingOfferEBM integration objects for the query operation are described in this topic.

Operation

Query

Service Consumer

Oracle FLEXCUBE Universal Banking

Service Provider

Siebel CRM

EBM Request and Response Operational Elements

- QueryMarketingOfferListEBM/DataArea/Query/QueryCriteria/QueryExpression/ValueExpression
- QueryMarketingOfferListResponseEBM/DataArea/QueryMarketingOfferListResponse

Information about the QueryMarketingOfferEBM request-and-response messages is provided in the following topics.

QueryMarketingOfferEBM

Table 38 lists the mapping information for the QueryMarketingOfferEBM.

Table 38. QueryMarketingOfferEBM

XML Path	Oracle FLEXCUBE Service Name	Oracle FLEXCUBE Interface Object	Oracle FLEXCUBE Interface Column	Siebel Contact Business Component	Siebel Contact Field
Element Path = "Customer Number" Element Value = <Value>	Not applicable	ST-QueryOffer Service-Req-IO-MSG.xsd	FCUBS_QUERYOFFER DETAILS_REQ /FCUBS_BODY/BLK_QUER_RESULT/ CUSTNO	Campaign List Contact	Contact Id

QueryMarketingOfferResponseEBM

Table 39 lists the mapping information for the QueryMarketingOfferResponseEBM.

Table 39. QueryMarketingOfferResponseEBM

XML Path	Oracle FLEXCUBE Service Name	Oracle FLEXCUBE Interface Object	Oracle FLEXCUBE Interface Column	Siebel Contact Business Component	Siebel Contact Field
/Name	Not applicable	ST-QueryOffer Service-Res-Full-MSG.xsd	FCUBS_QUERYOFFERDET AILS_RES/FCUBS_BODY /BLK_QUER_RESULT/ OFFERDESC	Parent Offer	Name
/EffectiveTime Period/Start DateTime	Not applicable	ST-QueryOffer Service-Res-Full-MSG.xsd	FCUBS_QUERYOFFERDET AILS_RES/FCUBS_BODY /BLK_QUER_RESULT/ FRMDT	Parent Offer	Valid Start Date
/EffectiveTime Period/EndDate Time	Not applicable	ST-QueryOffer Service-Res-Full-MSG.xsd	FCUBS_QUERYOFFERDET AILS_RES/FCUBS_BODY /BLK_QUER_RESULT/ TODT	Parent Offer	Valid End Date
/Identification /ID	Not applicable	ST-QueryOffer Service-Res-Full-MSG.xsd	FCUBS_QUERYOFFERDET AILS_RES/FCUBS_BODY /BLK_QUER_RESULT/ OFRCD	Parent Offer	Offer Number

CreateSalesOpportunityEBM

The CreateSalesOpportunityEBM integration object, associated with the SalesOpportunityEBO, is used in the following create operations in the Integration:

- Create lead in Siebel CRM using existing customer and product
- Create lead in Siebel CRM using product
- Create lead in Siebel CRM using existing customer and offer
- Create lead in Siebel CRM using offer

The application mappings used by the CreateSalesOpportunityEBM integration object for this operation are described in this topic.

Operation

Create

Service Consumer

Oracle FLEXCUBE Universal Banking

Service Provider

Siebel CRM

EBM Request Operational Element

CreateSalesOpportunityEBM/DataArea/CreateSalesOpportunity

Table 40 lists the mapping information for the CreateSalesOpportunityEBM request message.

Table 40. CreateSalesOpportunityEBM

XML Path	Oracle FLEXCUBE Service Name	Oracle FLEXCUBE Interface Object	Oracle FLEXCUBE Interface Column	Siebel Contact Business Component	Siebel Contact Field
/Note/Content	Not applicable	ST-QueryLead Service-Res-Full-MSG.xsd	FCUBS_RES_ENV/ FCUBS_BODY/ Lead-Details-Full/ REMARKS	Lead	Description
/CustomerParty Reference/ PartyIdentification/ID	Not applicable	ST-QueryLead Service-Res-Full-MSG.xsd	FCUBS_RES_ENV/ FCUBS_BODY/ Lead-Details-Full/ CUSTNO	Lead	Not applicable
/CustomerParty Reference/Party Identification/ ApplicationObjectKey/ ID	Not applicable	ST-QueryLead Service-Res-Full-MSG.xsd	FCUBS_RES_ENV/ FCUBS_BODY/ Lead-Details-Full/ XREF	Lead	Contact Id Account Id

Table 40. CreateSalesOpportunityEBM

XML Path	Oracle FLEXCUBE Service Name	Oracle FLEXCUBE Interface Object	Oracle FLEXCUBE Interface Column	Siebel Contact Business Component	Siebel Contact Field
/CustomerParty Reference/Party Identification/ApplicationObjectKey/ContextID	Not applicable	ST-QueryLead Service-Res-Full-MSG.xsd	Values are I or C (Individual customer, Corporate customer)	Lead	Not applicable
/CustomerParty Reference/OrganizationName	Not applicable	ST-QueryLead Service-Res-Full-MSG.xsd	FCUBS_RES_ENV/FCUBS_BODY/Lead-Details-Full/CORPORATE_NAME	List Mgmt Prospective Contact	Account
/CustomerParty Reference/Person Name/FirstName	Not applicable	ST-QueryLead Service-Res-Full-MSG.xsd	FCUBS_RES_ENV/FCUBS_BODY/Lead-Details-Full/FSTNM	Lead	Contact First Name
/CustomerParty Reference/Person Name/FamilyName	Not applicable	ST-QueryLead Service-Res-Full-MSG.xsd	FCUBS_RES_ENV/FCUBS_BODY/Lead-Details-Full/LSTNM	Lead	Contact Last Name Prospect First Name
/CustomerParty Reference/Contact /ContactPhone Communication /PhoneCommunication /CompleteNumber	Not applicable	ST-QueryLead Service-Res-Full-MSG.xsd	FCUBS_RES_ENV/FCUBS_BODY/Lead-Details-Full/TELEPHONE	Lead	Prospect Work Phone
/CustomerParty Reference/Contact /ContactEmail Communication /EmailCommunication /URI	Not applicable	ST-QueryLead Service-Res-Full-MSG.xsd	FCUBS_RES_ENV/FCUBS_BODY/Lead-Details-Full/EMAIL	Lead	Prospect Email Address
/CustomerParty Reference/Location Reference/Address/LineOne	Not applicable	ST-QueryLead Service-Res-Full-MSG.xsd	FCUBS_RES_ENV/FCUBS_BODY/Lead-Details-Full/ADDRESS1	List Mgmt Prospective Contact	Street Address
/CustomerParty Reference/Location Reference/Address/LineTwo	Not applicable	ST-QueryLead Service-Res-Full-MSG.xsd	FCUBS_RES_ENV/FCUBS_BODY/Lead-Details-Full/ADDRESS2	List Mgmt Prospective Contact	Street Address 2
/CustomerParty Reference/Location Reference/Address/LineThree	Not applicable	ST-QueryLead Service-Res-Full-MSG.xsd	FCUBS_RES_ENV/FCUBS_BODY/Lead-Details-Full/ADDRESS3	List Mgmt Prospective Contact	City
/CustomerParty Reference/Location Reference/Address/Line Four	Not applicable	ST-QueryLead Service-Res-Full-MSG.xsd	FCUBS_RES_ENV/FCUBS_BODY/Lead-Details-Full/ADDRESS4	Not applicable	Not applicable

Table 40. CreateSalesOpportunityEBM

XML Path	Oracle FLEXCUBE Service Name	Oracle FLEXCUBE Interface Object	Oracle FLEXCUBE Interface Column	Siebel Contact Business Component	Siebel Contact Field
/CustomerParty Reference/Location Reference/Address/StateName	Not applicable	ST-QueryLead Service-Res-Full-MSG.xsd	FCUBS_RES_ENV/FCUBS_BODY/Lead-Details-Full/ADDRESS4	List Mgmt Prospective Contact	State
/CustomerParty Reference/Location Reference/Address/PostalCode	Not applicable	ST-QueryLead Service-Res-Full-MSG.xsd	FCUBS_RES_ENV/FCUBS_BODY/Lead-Details-Full/ADDRESS4	List Mgmt Prospective Contact	Postal Code
/SalesOpportunity Line/Status/Code	Not applicable	Not applicable	Not applicable	Lead	Lead Status
/SalesOpportunity Line/ItemReference/ItemIdentification/ID	Not applicable	ST-QueryLead Service-Res-Full-MSG.xsd	FCUBS_RES_ENV/FCUBS_BODY/Lead-Details-Full/Leadprod-Details/PRODUCT_CODE	Lead	Product Interest Offer Number
/SalesOpportunity Line/ItemReference/TypeCode	Not applicable	ST-QueryLead Service-Res-Full-MSG.xsd	FCUBS_RES_ENV/FCUBS_BODY/Lead-Details-Full/Leadoffer-Details/OFFRCD	Not applicable	Not applicable
/SalesOpportunity Line/Status/Code	Not applicable	ST-QueryLead Service-Res-Full-MSG.xsd	FCUBS_RES_ENV/FCUBS_BODY/Lead-Details-Full/Leadoffer-Details/RESPONSE	Response	Outcome Code
/SalesOpportunity Source/Business UnitReference/BusinessUnit Identification/ID	Not applicable	Not applicable	Branch Code	Not applicable	Not applicable

ServiceRequestEBM

The ServiceRequestEBM integration objects, associated with the ServiceRequestEBO, are used in create, update and query operations in the Integration. The application mappings used by the ServiceRequestEBM integration objects for each of these operations is provided in the following topics:

- [“CreateServiceRequestEBM” on page 199](#)
- [“UpdateServiceRequestEBM” on page 202](#)
- [“QueryServiceRequestListEBM” on page 204](#)

CreateServiceRequestEBM

CreateServiceRequestEBM is used to create a service request in Siebel CRM.

Operation

Create

Service Consumer

Oracle FLEXCUBE Universal Banking

Service Provider

Siebel CRM

EBM Request and Response Operational Elements

- CreateServiceRequestEBM/CreateServiceRequestDataArea/CreateServiceRequest
- CreateServiceRequestEBM/CreateServiceRequestDataArea/CreateServiceRequestResponse

Information about the CreateServiceRequestEBM request-and-response messages is provided in the following topics.

CreateServiceRequestEBM

Table 41 lists the mapping information for the CreateServiceRequestEBM message.

Table 41. CreateServiceRequestEBM

XML Path	Oracle FLEXCUBE Service Name	Oracle FLEXCUBE Interface Object	Oracle FLEXCUBE Interface Column	Siebel Contact Business Component	Siebel Contact Field
/Identification/ID	Not applicable	ST-CreateService-Request-Req-IO-MSG.xsd	FCUBS_CREATESERVICE_REQUEST_REQ/FCUBS_BODY/BLK_SERVICE_REQUEST_DETAILS/SRNO	Service Request	SR Number
/CategoryCode	Not applicable	ST-CreateService-Request-Req-IO-MSG.xsd	FCUBS_CREATESERVICE_REQUEST_REQ/FCUBS_BODY/BLK_SERVICE_REQUEST_DETAILS/SRTYPE	Service Request	INS Area
Not applicable	Not applicable	Not applicable	Not applicable	Service Request	INS Product

Table 41. CreateServiceRequestEBM

XML Path	Oracle FLEXCUBE Service Name	Oracle FLEXCUBE Interface Object	Oracle FLEXCUBE Interface Column	Siebel Contact Business Component	Siebel Contact Field
/Summary	Not applicable	ST-CreateService-Request-Req-IO-MSG.xsd	FCUBS_CREATESERVICE_REQUEST_REQ/FCUBS_BODY/BLK_SERVICE_REQUEST_DETAILS/SUBJECT	Service Request	Abstract
/Description	Not applicable	ST-CreateService-Request-Req-IO-MSG.xsd	FCUBS_CREATESERVICE_REQUEST_REQ/FCUBS_BODY/BLK_SERVICE_REQUEST_DETAILS/DESCRIPTION	Service Request	Description
/PriorityCode	Not applicable	ST-CreateService-Request-Req-IO-MSG.xsd	FCUBS_CREATESERVICE_REQUEST_REQ/FCUBS_BODY/BLK_SERVICE_REQUEST_DETAILS/PRIORITY	Service Request	Priority
/Status/Code	Not applicable	ST-CreateService-Request-Req-IO-MSG.xsd	FCUBS_CREATESERVICE_REQUEST_REQ/FCUBS_BODY/BLK_SERVICE_REQUEST_DETAILS/STATUS	Service Request	Status
/CustomerParty Reference/Party Identification/ID	Not applicable	ST-CreateService-Request-Req-IO-MSG.xsd	FCUBS_CREATESERVICE_REQUEST_REQ/FCUBS_BODY/BLK_SERVICE_REQUEST_DETAILS/CUSTNO	Service Request	Not applicable
/CustomerParty Reference/Party Identification/ Application ObjectKey/ID	Not applicable	ST-CreateService-Request-Req-IO-MSG.xsd	FCUBS_CREATESERVICE_REQUEST_REQ/FCUBS_BODY/BLK_SERVICE_REQUEST_DETAILS/XREF	Service Request	Account ID Contact ID
/CustomerParty Reference/Party Identification/ Application ObjectKey/ ContextID	Not applicable	Not applicable	Values are I or C (Individual customer, Corporate customer)	Service Request	Not applicable
/CustomerParty Reference/ CustomerParty Account Identification/ID	Not applicable	ST-CreateService-Request-Req-IO-MSG.xsd	FCUBS_CREATESERVICE_REQUEST_REQ/FCUBS_BODY/BLK_SERVICE_REQUEST_DETAILS/CUSTACNO	Service Request	Contact Financial Accounts Asset Number

Table 41. CreateServiceRequestEBM

XML Path	Oracle FLEXCUBE Service Name	Oracle FLEXCUBE Interface Object	Oracle FLEXCUBE Interface Column	Siebel Contact Business Component	Siebel Contact Field
/ServiceRequest Origination BusinessUnit/ ParentBusiness UnitReference/ BusinessUnit Identification/ ID	Not applicable	ST-CreateService-Request-Req-IO-MSG.xsd	FCUBS_CREATESERVICE REQUEST_REQ/FCUBS_BODY/BLK_SERVICE_REQUEST_DETAILS/BRN	Service Request	Branch Code
/Identification/ ID	Not applicable	ST-CreateService-Request-Req-IO-MSG.xsd	FCUBS_CREATESERVICE REQUEST_REQ/FCUBS_BODY/BLK_SERVICE_REQUEST_DETAILS/SRNO	Service Request	SR Number
/ExpectedClose DateTime	Not applicable	ST-CreateService-Request-Req-IO-MSG.xsd	FCUBS_CREATESERVICE REQUEST_REQ/FCUBS_BODY/BLK_SERVICE_REQUEST_DETAILS/TargetDate	Service Request	Commit Time
/CreationDate Time	Not applicable	ST-CreateService-Request-Req-IO-MSG.xsd	FCUBS_CREATESERVICE REQUEST_REQ/FCUBS_BODY/BLK_SERVICE_REQUEST_DETAILS/CONTACTDATE	Service Request	Create

CreateServiceRequestResponseEBM

Table 42 lists the mapping information for the CreateServiceRequestResponseEBM.

Table 42. CreateServiceRequestResponseEBM

XML Path	Oracle FLEXCUBE Service Name	Oracle FLEXCUBE Interface Object	Oracle FLEXCUBE Interface Column	Siebel Contact Business Component	Siebel Contact Field
/Identification/ID	Not applicable	ST-QueryService-Request-Res-Full-MSG.xsd	FCUBS_QUERYSERVICE REQUEST_RES/FCUBS_BODY/BLK_SERVICE_REQUEST_DETAILS/SRNO	Service Request	SR Number

Table 42. CreateServiceRequestResponseEBM

XML Path	Oracle FLEXCUBE Service Name	Oracle FLEXCUBE Interface Object	Oracle FLEXCUBE Interface Column	Siebel Contact Business Component	Siebel Contact Field
/Expected CloseDateTime	Not applicable	ST-QueryService-Request-Res-Full-MSG.xsd	FCUBS_QUERYSERVICE_REQUEST_RES/FCUBS_BODY/BLK_SERVICE_REQUEST_DETAILS/TargetDate	Service Request	Commit Time
/CreationDate Time	Not applicable	ST-QueryService-Request-Res-Full-MSG.xsd	FCUBS_QUERYSERVICE_REQUEST_RES/FCUBS_BODY/BLK_SERVICE_REQUEST_DETAILS/CONTACTDATE	Service Request	Create

UpdateServiceRequestEBM

UpdateServiceRequestEBM is used to update service request data in Siebel CRM.

Operation

Create

Service Consumer

Oracle FLEXCUBE Universal Banking

Service Provider

Siebel CRM

EBM Request Operational Element

UpdateServiceRequestEBM/DataArea/UpdateServiceRequest

Table 43 lists the mapping information for the UpdateServiceRequestEBM request message.

Table 43. UpdateServiceRequestEBM

XML Path	Oracle FLEXCUBE Service Name	Oracle FLEXCUBE Interface Object	Oracle FLEXCUBE Interface Column	Siebel Contact Business Component	Siebel Contact Field
/Identification/ID	Not applicable	ST-ModifyService-Request-Req-IO-MSG.xsd	FCUBS_MODIFYSERVICE_REQUEST_REQ/FCUBS_BODY/BLK_SERVICE_REQUEST_DETAILS/SRNO	Service Request	SR Number
/CategoryCode	Not applicable	ST-ModifyService-Request-Req-IO-MSG.xsd	FCUBS_MODIFYSERVICE_REQUEST_REQ/FCUBS_BODY/BLK_SERVICE_REQUEST_DETAILS/SRTYPE	Service Request	INS Area
/Summary	Not applicable	ST-ModifyService-Request-Req-IO-MSG.xsd	FCUBS_MODIFYSERVICE_REQUEST_REQ/FCUBS_BODY/BLK_SERVICE_REQUEST_DETAILS/SUBJECT	Service Request	Abstract
/Description	Not applicable	ST-ModifyService-Request-Req-IO-MSG.xsd	FCUBS_MODIFYSERVICE_REQUEST_REQ/FCUBS_BODY/BLK_SERVICE_REQUEST_DETAILS/DESCRIPTION	Service Request	Description
/PriorityCode	Not applicable	ST-ModifyService-Request-Req-IO-MSG.xsd	FCUBS_MODIFYSERVICE_REQUEST_REQ/FCUBS_BODY/BLK_SERVICE_REQUEST_DETAILS/PRIORITY	Service Request	Priority
/Status/Code	Not applicable	ST-ModifyService-Request-Req-IO-MSG.xsd	FCUBS_MODIFYSERVICE_REQUEST_REQ/FCUBS_BODY/BLK_SERVICE_REQUEST_DETAILS/STATUS	Service Request	Status
/CustomerParty Reference/Party Identification/ID	Not applicable	ST-ModifyService-Request-Req-IO-MSG.xsd	FCUBS_MODIFYSERVICE_REQUEST_REQ/FCUBS_BODY/BLK_SERVICE_REQUEST_DETAILS/CUSTNO	Service Request	Not applicable
/CustomerParty Reference/Party Identification/ ApplicationObject Key/ID	Not applicable	ST-ModifyService-Request-Req-IO-MSG.xsd	FCUBS_MODIFYSERVICE_REQUEST_REQ/FCUBS_BODY/BLK_SERVICE_REQUEST_DETAILS/XREF	Service Request	Account ID Contact ID

Table 43. UpdateServiceRequestEBM

XML Path	Oracle FLEXCUBE Service Name	Oracle FLEXCUBE Interface Object	Oracle FLEXCUBE Interface Column	Siebel Contact Business Component	Siebel Contact Field
/CustomerParty Reference/Party Identification/ ApplicationObject Key/ContextID	Not applicable	Not applicable	Values are I or C (Individual customer, Corporate customer)	Service Request	Not applicable
/CustomerParty Reference/ CustomerParty Account Identification/ID	Not applicable	ST-ModifyService-Request-Req-IO-MSG.xsd	FCUBS_MODIFYSERVICE_REQUEST_REQ/FCUBS_BODY/BLK_SERVICE_REQUEST_DETAILS/CUSTACNO	Service Request	Contact Financial Accounts Asset Number
/ServiceRequest Origination BusinessUnit/ ParentBusiness UnitReference /BusinessUnit Identification/ID	Not applicable	ST-ModifyService-Request-Req-IO-MSG.xsd	FCUBS_MODIFYSERVICE_REQUEST_REQ/FCUBS_BODY/BLK_SERVICE_REQUEST_DETAILS/BRN	Service Request	Branch Code

QueryServiceRequestListEBM

QueryServiceRequestListEBM is used to retrieve service request data from Siebel CRM.

Operation

Query

Service Consumer

Oracle FLEXCUBE Universal Banking

Service Provider

Siebel CRM

EBM Request Operational Element

- QueryServiceRequestListEBM/DataArea/Query/QueryCriteria/QueryExpression/ValueExpression
- QueryServiceRequestListResponseEBM/DataArea/QueryServiceRequestListResponse

Information about the QueryServiceRequestListEBM request-and-response messages is provided in the following topics.

QueryServiceRequestListEBM

Table 44 lists the mapping information for the QueryServiceRequestListEBM request message.

Table 44. QueryServiceRequestListEBM

XML Path	Oracle FLEXCUBE Service Name	Oracle FLEXCUBE Interface Object	Oracle FLEXCUBE Interface Column	Siebel Contact Business Component	Siebel Contact Field
Element Path = "SR Number" Element Value = <Value>	Not applicable	ST-QueryService-Request-Req-IO-MSG.xsd	FCUBS_QUERYSERVICE_REQUEST_REQ/FCUBS_BODY/BLK_SERVICE_REQUEST_DETAILS/SRNO	Service Request	SR Number
Element Path = "Customer Number" Element Value = <Value>	Not applicable	ST-QueryService-Request-Req-IO-MSG.xsd	FCUBS_QUERYSERVICE_REQUEST_REQ/FCUBS_BODY/BLK_SERVICE_REQUEST_DETAILS/XREF	Service Request	Account Id Contact Id
Element Path = "Customer Type" Element Value = <Value>	Not applicable	Not applicable	Values are I or C (Individual customer, Corporate customer)	Service Request	Not applicable

QueryServiceRequestListResponseEBM

Table 45 lists the mapping information for the QueryServiceRequestListResponseEBM.

Table 45. QueryServiceRequestListResponseEBM

XML Path	Oracle FLEXCUBE Service Name	Oracle FLEXCUBE Interface Object	Oracle FLEXCUBE Interface Column	Siebel Contact Business Component	Siebel Contact Field
/Identification/ID	Not applicable	ST-QueryService-Request-Res-Full-MSG.xsd	FCUBS_QUERYSERVICE_REQUEST_RES/FCUBS_BODY/BLK_SERVICE_REQUEST_DETAILS/SRNO	Service Request	SR Number
/CategoryCode	Not applicable	ST-QueryService-Request-Res-Full-MSG.xsd	FCUBS_QUERYSERVICE_REQUEST_RES/FCUBS_BODY/BLK_SERVICE_REQUEST_DETAILS/SRTYPE	Service Request	INS Area
/Summary	Not applicable	ST-QueryService-Request-Res-Full-MSG.xsd	FCUBS_QUERYSERVICE_REQUEST_RES/FCUBS_BODY/BLK_SERVICE_REQUEST_DETAILS/SUBJECT	Service Request	Abstract

Table 45. QueryServiceRequestListResponseEBM

XML Path	Oracle FLEXCUBE Service Name	Oracle FLEXCUBE Interface Object	Oracle FLEXCUBE Interface Column	Siebel Contact Business Component	Siebel Contact Field
/Description	Not applicable	ST-QueryService-Request-Res-Full-MSG.xsd	FCUBS_QUERYSERVICE_REQUEST_RES/FCUBS_BODY/BLK_SERVICE_REQUEST_DETAILS/DESCRIPTION	Service Request	Description
/PriorityCode	Not applicable	ST-QueryService-Request-Res-Full-MSG.xsd	FCUBS_QUERYSERVICE_REQUEST_RES/FCUBS_BODY/BLK_SERVICE_REQUEST_DETAILS/PRIORITY	Service Request	Priority
/Status/Code	Not applicable	ST-QueryService-Request-Res-Full-MSG.xsd	FCUBS_QUERYSERVICE_REQUEST_RES/FCUBS_BODY/BLK_SERVICE_REQUEST_DETAILS/STATUS	Service Request	Status
/CustomerParty Reference/Party Identification/ID	Not applicable	ST-QueryService-Request-Res-Full-MSG.xsd	FCUBS_QUERYSERVICE_REQUEST_RES/FCUBS_BODY/BLK_SERVICE_REQUEST_DETAILS/CUSTNO	Service Request	Not applicable
/CustomerParty Reference/Party Identification/ ApplicationObject Key/ID	Not applicable	ST-QueryService-Request-Res-Full-MSG.xsd	FCUBS_QUERYSERVICE_REQUEST_RES/FCUBS_BODY/BLK_SERVICE_REQUEST_DETAILS/XREF	Service Request	Account ID
/CustomerParty Reference/Party Identification/ ApplicationObject Key/ContextID	Not applicable	Not applicable	Values are I or C (Individual customer, Corporate customer)	Not applicable	Not applicable
/CustomerParty Reference/ CustomerParty Account Identification/ID	Not applicable	ST-QueryService-Request-Res-Full-MSG.xsd	FCUBS_QUERYSERVICE_REQUEST_RES/FCUBS_BODY/BLK_SERVICE_REQUEST_DETAILS/CUSTACNO	Service Request	Contact Financial Accounts Asset Number
/ServiceRequest Origination BusinessUnit/ ParentBusiness UnitReference/ BusinessUnit Identification/ID	Not applicable	ST-QueryService-Request-Res-Full-MSG.xsd	FCUBS_QUERYSERVICE_REQUEST_RES/FCUBS_BODY/BLK_SERVICE_REQUEST_DETAILS/BRN	Service Request	Branch Code

Table 45. QueryServiceRequestListResponseEBM

XML Path	Oracle FLEXCUBE Service Name	Oracle FLEXCUBE Interface Object	Oracle FLEXCUBE Interface Column	Siebel Contact Business Component	Siebel Contact Field
/ExpectedClose DateTime	Not applicable	ST-QueryService-Request-Res-Full-MSG.xsd	FCUBS_QUERYSERVICE_REQUEST_RES/FCUBS_BODY/BLK_SERVICE_REQUEST_DETAILS/TargetDate	Service Request	Commit Time
/CreationDate Time	Not applicable	ST-QueryService-Request-Res-Full-MSG.xsd	FCUBS_QUERYSERVICE_REQUEST_RES/FCUBS_BODY/BLK_SERVICE_REQUEST_DETAILS/CONTACTDATE	Service Request	Created
/CloseRequest DateTime	Not applicable	ST-QueryService-Request-Res-Full-MSG.xsd	FCUBS_QUERYSERVICE_REQUEST_RES/FCUBS_BODY/BLK_SERVICE_REQUEST_DETAILS/ACTDATE	Service Request	Closed Date

CreateCustomerInteractionEBM

The CreateCustomerInteractionEBM integration object, associated with the CustomerInteractionEBO, is used to create an activity in Siebel CRM. The application mappings used by the CreateCustomerInteractionEBM integration object for this operation are described in this topic.

Operation

Create

Service Consumer

Oracle FLEXCUBE Universal Banking

Service Provider

Siebel CRM

EBM Request Operational Element

CreateCustomerInteractionEBM/DataArea/CreateCustomerInteraction

Table 46 lists the mapping information for the CreateCustomerInteractionEBM message.

Table 46. CreateCustomerInteractionEBM

XML Path	Activity	Oracle FLEXCUBE Service Name	Oracle FLEXCUBE Interface Object	Oracle FLEXCUBE Interface Column	Siebel Contact Business Component	Siebel Contact Field
/Description	Stop Payment	FCUBS AccService	CG-NewStop Payment-Notify-MSG.xsd	FCUBS_NOTIFICATION/FCUBS_NOTIF_IDENTIFIER/Stop-Payments-Full/STOPPAYNO	Action	Short Comment
	Cheque Book Request	Not applicable	Not applicable	Value set to Cheque book query		
	Standing Instruction	FCUBS SIService	SI-New Contract-Notify-MSG.xsd	FCUBS_NOTIFICATION/FCUBS_NOTIF_IDENTIFIER/Instruction-Details/PRODESC		
/StartDate Time	Stop Payment	FCUBS Acc Service	CG-NewStop Payment-Notify-MSG.xsd	FCUBS_NOTIFICATION/FCUBS_NOTIF_IDENTIFIER/Stop-Payments-Full/EFFDATE	Action	Planned
	Cheque Book Request	FCUBS Acc Service	CG-CheckBook-Notify-MSG.xsd	FCUBS_NOTIFICATION/FCUBS_NOTIF_IDENTIFIER/Check-Book-Full/CHECKERTSTAMP		
	Standing Instruction	FCUBS SIService	SI-NewContract-Notify-MSG.xsd	FCUBS_NOTIFICATION/FCUBS_NOTIF_IDENTIFIER/Instruction-Details/FRSTVALDT		

Table 46. CreateCustomerInteractionEBM

XML Path	Activity	Oracle FLEXCUBE Service Name	Oracle FLEXCUBE Interface Object	Oracle FLEXCUBE Interface Column	Siebel Contact Business Component	Siebel Contact Field
/Customer Party Reference /Person Name /Identification/ID	Stop Payment	Not applicable	Not applicable	Customer number (Derived, based on Account Number)	Action	Not applicable
	Cheque Book Request	Not applicable	Not applicable	Customer number (Derived, based on Account Number)		
	Standing Instruction	Not applicable	Not applicable	Customer number (Derived based on Account Number)		
/Customer Party Reference /Person Name /Identification/ Application ObjectKey /ID	Stop Payment	Not applicable	Not applicable	XREF (Derived from table)	Action	Contact MVL Account Id
	Cheque Book Request	Not applicable	Not applicable	XREF (Derived from table)		
	Standing Instruction	Not applicable	Not applicable	XREF (Derived from table)		
/Customer Party Reference /Person Name/ Identification/ Application ObjectKey /ContextID	Stop Payment	Not applicable	Not applicable	Customer Type Values are I or C (Individual customer, Corporate customer)	Action	Not applicable
	Cheque Book Request	Not applicable	Not applicable	Customer Type Values are I or C (Individual customer, Corporate customer)		
	Standing Instruction	Not applicable	Not applicable	Customer Type Values are I or C (Individual customer or Corporate customer)		

Table 46. CreateCustomerInteractionEBM

XML Path	Activity	Oracle FLEXCUBE Service Name	Oracle FLEXCUBE Interface Object	Oracle FLEXCUBE Interface Column	Siebel Contact Business Component	Siebel Contact Field
/Financial Account Reference /Financial Account Identification/ID	Stop Payment	FCUBSAcc Service	CG-NewStop Payment-Notify-MSG.xsd	FCUBS_ NOTIFICATION/ FCUBS_NOTIF_ IDENTIFIER/ Stop-Payments-Full/ACC	Action	Action
	Cheque Book Request	FCUBSAcc Service	CG-CheckBook-Notify-MSG.xsd	FCUBS_ NOTIFICATION/ FCUBS_NOTIF_ IDENTIFIER/ Check-Book-Full/ACC		
	Standing Instruction	FCUB SSIService	SI- NewContract-Notify-MSG.xsd	FCUBS_ NOTIFICATION/ FCUBS_NOTIF_ IDENTIFIER/ Instruction-Details/CRACC FCUBS_ NOTIFICATION/ FCUBS_NOTIF_ IDENTIFIER/ Instruction-Details/DRACC		
/Customer Interaction Origination Business Unit/ Business Unit Reference /Business UnitIdentification/ID	Stop Payment	Not applicable	Not applicable	Branch Code (Derived from Account Number)	Not applicable	Not applicable
	Cheque Book Request	FCUBSAcc Service	CG-CheckBook-Notify-MSG.xsd	FCUBS_ NOTIFICATION/ FCUBS_NOTIF_ IDENTIFIER/ Check-Book-Full /BRN		
	Standing Instruction	FCUBS SIService	SI- NewContract-Notify-MSG.xsd	FCUBS_ NOTIFICATION/ FCUBS_NOTIF_ IDENTIFIER/ Instruction-Details /CRACCBRN FCUBS_ NOTIFICATION/ FCUBS_NOTIF_ IDENTIFIER/ Instruction-Details/ DRACCBRN		

Table 46. CreateCustomerInteractionEBM

XML Path	Activity	Oracle FLEXCUBE Service Name	Oracle FLEXCUBE Interface Object	Oracle FLEXCUBE Interface Column	Siebel Contact Business Component	Siebel Contact Field
Not applicable	Stop Payment	Not applicable	Not applicable	Not applicable	Action	Type
	Cheque Book Request			Not applicable		
	Standing Instruction	Not applicable	Not applicable	Not applicable		
Not applicable	Stop Payment	Not applicable	Not applicable	Not applicable	Action	Status
	Cheque Book Request			Not applicable		
	Standing Instruction	Not applicable	Not applicable	Not applicable		

Deposit AccountEBM

The Deposit Account EBM integration objects, associated with the Deposit Account EBO, are used in create, update and query operations in the Integration. The application mappings used by the DepositAccountEBM integration objects for each of these operations is provided in the following topics:

- [“CreateDepositAccountEBM” on page 211](#)
- [“UpdateDepositAccountEBM” on page 218](#)
- [“QueryDepositAccountEBM” on page 226](#)

CreateDepositAccountEBM

CreateDepositAccountEBM is used to create account links in Siebel CRM.

Operation

Create and Update

Service Consumer

Oracle FLEXCUBE Universal Banking

Service Provider

Siebel CRM

EBM Request Operational Element

CreateDepositAccountEBM/DataArea/CreateDepositAccount

Table 47 lists the mapping information used by the CreateDepositAccountEBM when creating checking and saving accounts (CASA accounts) and term deposit (TD) accounts, and when creating corporate deposit accounts.

Table 47. CreateDepositAccountEBM

XML Path	Account Type	Oracle FLEXCUBE Service Name	Oracle FLEXCUBE Interface Object	Oracle FLEXCUBE Interface Column	Siebel Contact Business Component	Siebel Contact Field
/AccountNumber	CASA and TD accounts	FCUBSAcc Service	CA-NewCustomer Account-Notify-MSG.xsd	FCUBS_NOTIFICATION/FCUBS_NOTIF_IDENTIFIER/Cust-Account-Full/ACC	FINCORP Account	Account Number
	Corporate deposit accounts	FCUBSLD Service	LD-NewContract-Notify-MSG.xsd	FCUBS_NOTIFICATION/FCUBS_NOTIF_IDENTIFIER/Contract-Master/FCCREF		
/FinancialAccount Identification /Application ObjectKey /ContextID	CASA and TD accounts	Not applicable	Not applicable	Possible values are CA or TD (current or savings account, term deposit)	FINCORP Account	Sub Type
	Corporate deposit accounts	Not applicable	Not applicable	CD (corporate deposit)		
/FinancialAccount Financial InstitutionBranch BusinessUnit /Financial InstitutionBranch BusinessUnit Reference/ BusinessUnit Identification/ID	CASA and TD accounts	FCUBSAcc Service	CA-NewCustomer Account-Notify-MSG.xsd	FCUBS_NOTIFICATION/FCUBS_NOTIF_IDENTIFIER/Cust-Account-Full/BRN	FINCORP BIB Account	Branch Code
	Corporate deposit accounts	FCUBSLD Service	LD-NewContract-Notify-MSG.xsd	FCUBS_NOTIFICATION/FCUBS_NOTIF_IDENTIFIER/Contract-Master/BRN		

Table 47. CreateDepositAccountEBM

XML Path	Account Type	Oracle FLEXCUBE Service Name	Oracle FLEXCUBE Interface Object	Oracle FLEXCUBE Interface Column	Siebel Contact Business Component	Siebel Contact Field
/CurrencyCode	CASA and TD accounts	FCUBSAcc Service	CA-NewCustomer Account-Notify-MSG.xsd	FCUBS_NOTIFICATION/FCUBS_NOTIF_IDENTIFIER/Cust-Account-Full/CCY	FINCORP Account	Currency
	Corporate deposit accounts	FCUBSLD Service	LD-NewContract-Notify-MSG.xsd	FCUBS_NOTIFICATION/FCUBS_NOTIF_IDENTIFIER/Contract-Master/CCY		
/Financial AccountHolder /FinancialAccount PersonHolder /PersonParty Reference/ /PersonName/ Identification/ ApplicationObject Key/ID	CASA and TD accounts	FCUBSAcc Service	CA-NewCustomer Account-Notify-MSG.xsd	FCUBS_NOTIFICATION/FCUBS_NOTIF_IDENTIFIER/Cust-Account-Full/XREF	FINCORP Account	Organization Id
	Corporate deposit accounts	FCUBSLD Service	LD-NewContract-Notify-MSG.xsd	FCUBS_NOTIFICATION/FCUBS_NOTIF_IDENTIFIER/Contract-Master/XREF		
/Financial AccountHolder /FinancialAccount PersonHolder /PersonParty Reference/ /PersonName/ Identification/ID	CASA and TD accounts	FCUBSAcc Service	CA-NewCustomer Account-Notify-MSG.xsd	FCUBS_NOTIFICATION/FCUBS_NOTIF_IDENTIFIER/Cust-Account-Full/CUSTNO	Not applicable	Not applicable
	Corporate deposit accounts	FCUBSLD Service	LD-NewContract-Notify-MSG.xsd	FCUBS_NOTIFICATION/FCUBS_NOTIF_IDENTIFIER/Contract-Master/CPTY		

Table 47. CreateDepositAccountEBM

XML Path	Account Type	Oracle FLEXCUBE Service Name	Oracle FLEXCUBE Interface Object	Oracle FLEXCUBE Interface Column	Siebel Contact Business Component	Siebel Contact Field
/Financial AccountHolder /FinancialAccount PersonHolder /PersonParty Reference /PersonName/ Identification/ ApplicationObject Key/ID	CASA and TD accounts	FCUBSAcc Service	CA-NewCustomer Account-Notify-MSG.xsd	FCUBS_NOTIFICATION/FCUBS_NOTIF_IDENTIFIER/Cust-Account-Full/XREF	FINCORP Account	Acct Gen - Authorized Users - Last Name
	Corporate deposit accounts	FCUBSLD Service	LD-NewContract-Notify-MSG.xsd	FCUBS_NOTIFICATION/FCUBS_NOTIF_IDENTIFIER/Contract-Master/XREF		
/Financial AccountHolder/ FinancialAccount PersonHolder/ PersonParty Reference /PersonName/ Identification/ ApplicationObject Key/ContextID	CASA and TD accounts	Not applicable	Not applicable	Values are I or C (Individual customer, Corporate customer)	Not applicable	Not applicable
	Corporate deposit accounts	Not applicable	Not applicable	Values are I or C (Individual customer, Corporate customer)		
/Description	CASA and TD accounts	FCUBSAcc Service	CA-NewCustomer Account-Notify-MSG.xsd	FCUBS_NOTIFICATION/FCUBS_NOTIF_IDENTIFIER/Cust-Account-Full/ADESC	FINCORP Account	Comments
	Corporate deposit accounts	FCUBSLD Service	LD-NewContract-Notify-MSG.xsd	FCUBS_NOTIFICATION/FCUBS_NOTIF_IDENTIFIER/Contract-Master/TDESC		
/Status/Code	CASA and TD accounts	FCUBSAcc Service	CA-NewCustomer Account-Notify-MSG.xsd	FCUBS_NOTIFICATION/FCUBS_NOTIF_IDENTIFIER/Cust-Account-Full/ACCSTAT	FINCORP Account	Account Status
	Corporate deposit accounts	FCUBSLD Service	LD-NewContract-Notify-MSG.xsd	FCUBS_NOTIFICATION/FCUBS_NOTIF_IDENTIFIER/Contract-Master/UDSTAT		

Table 47. CreateDepositAccountEBM

XML Path	Account Type	Oracle FLEXCUBE Service Name	Oracle FLEXCUBE Interface Object	Oracle FLEXCUBE Interface Column	Siebel Contact Business Component	Siebel Contact Field
/BalanceAmount	CASA and TD accounts	FCUBSAcc Service	CA-NewCustomer Account-Notify-MSG.xsd	FCUBS_NOTIFICATION/FCUBS_NOTIF_IDENTIFIER/Cust-Account-Full/Amount-Dates/ACY_CURR_BALANCE	FINCORP Account	Current Balance
	Corporate deposit accounts	Not applicable	Not applicable	Not applicable		
/Available BalanceAmount	CASA and TD accounts	FCUBSAcc Service	CA-NewCustomer Account-Notify-MSG.xsd	FCUBS_NOTIFICATION/FCUBS_NOTIF_IDENTIFIER/Cust-Account-Full/Amount-Dates/ACY_AVL_BAL	FINCORP Account	Available Balance
	Corporate deposit accounts	Not applicable	Not applicable	Not applicable		
/Uncleared BalanceAmount	CASA and TD accounts	FCUBSAcc Service	CA-NewCustomer Account-Notify-MSG.xsd	FCUBS_NOTIFICATION/FCUBS_NOTIF_IDENTIFIER/Cust-Account-Full/Amount-Dates/ACY_UNCOLLECTE	FINCORP BIB Account	Uncollected Fund Amount
	Corporate deposit accounts	Not applicable	Not applicable	Not applicable		
/BlockedBalance Amount	CASA and TD accounts	FCUBSAcc Service	CA-NewCustomer Account-Notify-MSG.xsd	FCUBS_NOTIFICATION/FCUBS_NOTIF_IDENTIFIER/Cust-Account-Full/Amount-Dates/ACY_BLOCKED_AMOUNT	FINCORP BIB Account	Blocked Amount
	Corporate deposit accounts	Not applicable	Not applicable	Not applicable		

Table 47. CreateDepositAccountEBM

XML Path	Account Type	Oracle FLEXCUBE Service Name	Oracle FLEXCUBE Interface Object	Oracle FLEXCUBE Interface Column	Siebel Contact Business Component	Siebel Contact Field
/CreditInterest AccrualAmount	CASA and TD accounts	FCUBSAcc Service	CA-NewCustomer Account-Notify-MSG.xsd	FCUBS_NOTIFICATION/FCUBS_NOTIF_IDENTIFIER/Cust-Account-Full/Amount-Dates/ACY_ACCRUED_CR_IC	FINCORP BIB Account	Accrued Interest
	Corporate deposit accounts	Not applicable	Not applicable	Not applicable		
/TypeCode	CASA and TD accounts	FCUBSAcc Service	CA-NewCustomer Account-Notify-MSG.xsd	FCUBS_NOTIFICATION/FCUBS_NOTIF_IDENTIFIER/Cust-Account-Full/ACCLS	FINCORP Account	Name
	Corporate deposit accounts	FCUBSLD Service	LD-NewContract-Notify-MSG.xsd	FCUBS_NOTIFICATION/FCUBS_NOTIF_IDENTIFIER/Contract-Master/PRD		
/InitialCredit Amount	CASA and TD accounts	FCUBSAcc Service	CA-NewCustomer Account-Notify-MSG.xsd	FCUBS_NOTIFICATION/FCUBS_NOTIF_IDENTIFIER/Cust-Account-Full/Tddetails/TDAMT	FINCORP BIB Account	Principal Amount
	Corporate deposit accounts	Not applicable		Not applicable		
/MaturityDate	CASA and TD accounts	FCUBSAcc Service	CA-NewCustomer Account-Notify-MSG.xsd	FCUBS_NOTIFICATION/FCUBS_NOTIF_IDENTIFIER/Cust-Account-Full/MATDT	FINCORP Account	Maturity Date
	Corporate deposit accounts	FCUBSLD Service	LD-NewContract-Notify-MSG.xsd	FCUBS_NOTIFICATION/FCUBS_NOTIF_IDENTIFIER/Contract-Master/MATDT		

Table 47. CreateDepositAccountEBM

XML Path	Account Type	Oracle FLEXCUBE Service Name	Oracle FLEXCUBE Interface Object	Oracle FLEXCUBE Interface Column	Siebel Contact Business Component	Siebel Contact Field
/Status/ SubStatusCode	CASA and TD accounts	Not applicable	Not applicable	Not applicable	FINCORP BIB Account	Contract Status
	Corporate deposit accounts	FCUBSLD Service	LD-NewContract-Notify-MSG.xsd	FCUBS_NOTIFICATION/ FCUBS_NOTIF_IDENTIFIER/ Contract-Master/ CONTSTAT		
/DepositAccount InterestSchedule /Interest Schedule/ InterestRate	CASA and TD accounts	FCUBSAcc Service	CA-NewCustomer Account-Notify-MSG.xsd	FCUBS_NOTIFICATION/ FCUBS_NOTIF_IDENTIFIER/ Cust-Account-Full/RATE	FINCORP Account	Interest Rate
	Corporate deposit accounts	FCUBSLD Service	LD-NewContract-Notify-MSG.xsd	FCUBS_NOTIFICATION/ FCUBS_NOTIF_IDENTIFIER/ Contract-Master/RATE		
/DepositAccount Interest Schedule/ InterestSchedule /EffectiveTime Period/StartDate Time	CASA and TD accounts	FCUBSAcc Service	CA-NewCustomer Account-Notify-MSG.xsd	FCUBS_NOTIFICATION/ FCUBS_NOTIF_IDENTIFIER/ Cust-Account-Full/Tddetails/ INTSTDT	FINCORP Account	Start Date
	Corporate deposit accounts	Not applicable	Not applicable	Not applicable		
/DepositAccount Interest Schedule/ InterestSchedule /EffectiveTime Period/Duration	CASA and TD accounts	FCUBSAcc Service	CA-NewCustomer Account-Notify-MSG.xsd	FCUBS_NOTIFICATION/ FCUBS_NOTIF_IDENTIFIER/ Cust-Account-Full/Tddetails/ DEPTENOR	FINCORP Account	Term
	Corporate deposit accounts	Not applicable	Not applicable	Not applicable		

Table 47. CreateDepositAccountEBM

XML Path	Account Type	Oracle FLEXCUBE Service Name	Oracle FLEXCUBE Interface Object	Oracle FLEXCUBE Interface Column	Siebel Contact Business Component	Siebel Contact Field
/ItemReference/ TypeCode	CASA and TD accounts	FCUBSAcc Service	CA-NewCustomer Account-Notify-MSG.xsd	FCUBS_NOTIFICATION/FCUBS_NOTIF_IDENTIFIER/Cust-Account-Full/Tddetails/RDACC	FINCORP BIB Account	Recurring Deposit Account Flag
	Corporate deposit accounts	Not applicable	Not applicable	Not applicable		
/Financial AccountHolder /FinancialAccount PersonHolder /PersonParty Reference/ /PersonName /TypeCode	CASA and TD accounts	Not applicable	Not applicable	Values are I or C (Individual customer, Corporate customer)	FINCORP Account Contact	Type
	Corporate deposit accounts	Not applicable	Not applicable	Values are I or C (Individual customer, Corporate customer)		

UpdateDepositAccountEBM

UpdateDepositAccountEBM is used to:

- Update a demand deposit account with a new title in Siebel CRM
- Delete the title of a demand deposit account in Siebel CRM
- Update an account branch code in Siebel CRM

Operation

Update

Service Consumer

Oracle FLEXCUBE Universal Banking

Service Provider

Siebel CRM

EBM Request Operational Element

UpdateDepositAccountEBM/DataArea/UpdateDepositAccount

Table 48 lists the mapping information used by the UpdateDepositAccountEBM when checking and saving accounts (CASA accounts) and term deposit accounts are updated.

Table 48. UpdateDepositAccountEBM

XML Path	Oracle FLEXCUBE Service Name	Oracle FLEXCUBE Interface Object	Oracle FLEXCUBE Interface Column	Siebel Contact Business Component	Siebel Contact Field
/AccountNumber	FCUBS AccService	CA-Modify CustomerAccount-Notify-MSG.xsd	FCUBS_NOTIFICATION/FCUBS_NOTIF_IDENTIFIER/Cust-Account-Full/ACC	FINCORP Account	Account Number
/FinancialAccountIdentification/ ApplicationObjectKey/ ContextID	Not applicable	Not applicable	Possible values are CA,TD, CD (Current or savings account, term deposit, corporate deposit)	FINCORP Account	Sub Type
/FinancialAccountFinancial InstitutionBranchBusinessUnit /FinancialInstitutionBranch BusinessUnitReference /BusinessUnitIdentification/ID	FCUBS AccService	CA-Modify CustomerAccount-Notify-MSG.xsd	FCUBS_NOTIFICATION/FCUBS_NOTIF_IDENTIFIER/Cust-Account-Full/BRN	FINCORP BIB Account	Branch Code
/CurrencyCode	FCUBS AccService	CA-Modify CustomerAccount-Notify-MSG.xsd	FCUBS_NOTIFICATION/FCUBS_NOTIF_IDENTIFIER/Cust-Account-Full/CCY	FINCORP Account	Currency
/FinancialAccountHolder/ FinancialAccountPersonHolder/ PersonPartyReference/ /PersonName/Identification/ ApplicationObjectKey/ID	FCUBS AccService	CA-Modify CustomerAccount-Notify-MSG.xsd	FCUBS_NOTIFICATION/FCUBS_NOTIF_IDENTIFIER/Cust-Account-Full/XREF	FINCORP Account	Organization Id
/FinancialAccountHolder/ FinancialAccountPersonHolder /PersonPartyReference //PersonName/Identification /ID	FCUBS AccService	CA-Modify CustomerAccount-Notify-MSG.xsd	FCUBS_NOTIFICATION/FCUBS_NOTIF_IDENTIFIER/Cust-Account-Full/CUSTNO	Not applicable	Not applicable
/FinancialAccountHolder/ FinancialAccountPersonHolder/ PersonPartyReference/ /PersonName/Identification/ ApplicationObjectKey/ID	FCUBS AccService	CA-Modify CustomerAccount-Notify-MSG.xsd	FCUBS_NOTIFICATION/FCUBS_NOTIF_IDENTIFIER/Cust-Account-Full/XREF	FINCORP Account	Acct Gen - Authorized Users - Last Name

Table 48. UpdateDepositAccountEBM

XML Path	Oracle FLEXCUBE Service Name	Oracle FLEXCUBE Interface Object	Oracle FLEXCUBE Interface Column	Siebel Contact Business Component	Siebel Contact Field
/FinancialAccountHolder/FinancialAccountPersonHolder/PersonPartyReference/PersonName/Identification/ApplicationObjectKey/ContextID	Not applicable	Not applicable	Values are I or C (Individual customer, Corporate customer)	Not applicable	Not applicable
/Description	FCUBS AccService	CA-Modify CustomerAccount-Notify-MSG.xsd	FCUBS_NOTIFICATION/FCUBS_NOTIF_IDENTIFIER/Cust-Account-Full/ADESC	FINCORP Account	Comments
/Status/Code	FCUBS AccService	CA-Modify CustomerAccount-Notify-MSG.xsd	FCUBS_NOTIFICATION/FCUBS_NOTIF_IDENTIFIER/Cust-Account-Full/ACCSTAT	FINCORP Account	Account Status
/BalanceAmount	FCUBS AccService	CA-Modify CustomerAccount-Notify-MSG.xsd	FCUBS_NOTIFICATION/FCUBS_NOTIF_IDENTIFIER/Cust-Account-Full/Amount-Dates/ACY_CURR_BALANCE	FINCORP Account	Current Balance
/AvailableBalanceAmount	FCUBS AccService	CA-Modify CustomerAccount-Notify-MSG.xsd	FCUBS_NOTIFICATION/FCUBS_NOTIF_IDENTIFIER/Cust-Account-Full/Amount-Dates/ACY_AVL_BAL	FINCORP Account	Available Balance
/UnclearedBalanceAmount	FCUBS AccService	CA-Modify CustomerAccount-Notify-MSG.xsd	FCUBS_NOTIFICATION/FCUBS_NOTIF_IDENTIFIER/Cust-Account-Full/Amount-Dates/ACY_UNCOLLECTE	FINCORP BIB Account	Uncollected Fund Amount

Table 48. UpdateDepositAccountEBM

XML Path	Oracle FLEXCUBE Service Name	Oracle FLEXCUBE Interface Object	Oracle FLEXCUBE Interface Column	Siebel Contact Business Component	Siebel Contact Field
/BlockedBalanceAmount	FCUBS AccService	CA-Modify CustomerAccount-Notify-MSG.xsd	FCUBS_NOTIFICATION/FCUBS_NOTIF_IDENTIFIER/Cust-Account-Full/Amount-Dates/ACY_BLOCKED_AMOUNT	FINCORP BIB Account	Blocked Amount
/CreditInterestAccrualAmount	FCUBS AccService	CA-Modify CustomerAccount-Notify-MSG.xsd	FCUBS_NOTIFICATION/FCUBS_NOTIF_IDENTIFIER/Cust-Account-Full/Amount-Dates/ACY_ACCRUED_CR_IC	FINCORP BIB Account	Accrued Interest
/TypeCode	FCUBS AccService	CA-Modify CustomerAccount-Notify-MSG.xsd	FCUBS_NOTIFICATION/FCUBS_NOTIF_IDENTIFIER/Cust-Account-Full/ACCLS	FINCORP Account	Name
/InitialCreditAmount	FCUBS AccService	CA-Modify CustomerAccount-Notify-MSG.xsd	FCUBS_NOTIFICATION/FCUBS_NOTIF_IDENTIFIER/Cust-Account-Full/Tddetails/TDAMT	FINCORP BIB Account	Principal Amount
/MaturityDate	FCUBS AccService	CA-Modify CustomerAccount-Notify-MSG.xsd	FCUBS_NOTIFICATION/FCUBS_NOTIF_IDENTIFIER/Cust-Account-Full/MATDT	FINCORP Account	Maturity Date
/Status/SubStatusCode	Not applicable	Not applicable	Not applicable	FINCORP BIB Account	Contract Status
/DepositAccountInterestSchedule/InterestSchedule/InterestRate	FCUBS AccService	CA-Modify CustomerAccount-Notify-MSG.xsd	FCUBS_NOTIFICATION/FCUBS_NOTIF_IDENTIFIER/Cust-Account-Full/RATE	FINCORP Account	Interest Rate

Table 48. UpdateDepositAccountEBM

XML Path	Oracle FLEXCUBE Service Name	Oracle FLEXCUBE Interface Object	Oracle FLEXCUBE Interface Column	Siebel Contact Business Component	Siebel Contact Field
/DepositAccountInterestSchedule/InterestSchedule/EffectiveTimePeriod/StartDateTime	FCUBS AccService	CA-Modify CustomerAccount-Notify-MSG.xsd	FCUBS_NOTIFICATION/FCUBS_NOTIF_IDENTIFIER/Cust-Account-Full/Tddetails/INTSTDT	FINCORP Account	Start Date
/DepositAccountInterestSchedule/InterestSchedule/EffectiveTimePeriod/Duration	FCUBS AccService	CA-Modify CustomerAccount-Notify-MSG.xsd	FCUBS_NOTIFICATION/FCUBS_NOTIF_IDENTIFIER/Cust-Account-Full/Tddetails/DEPTENOR	FINCORP Account	Term
/ItemReference/TypeCode	FCUBS AccService	CA-Modify CustomerAccount-Notify-MSG.xsd	FCUBS_NOTIFICATION/FCUBS_NOTIF_IDENTIFIER/Cust-Account-Full/Tddetails/RDACC	FINCORP BIB Account	Recurring Deposit Account Flag
/FinancialAccountHolder/FinancialAccountPersonHolder/PersonPartyReference/PersonName/TypeCode	Not applicable	Not applicable	Values are I or C (Individual customer, Corporate customer)	Not applicable	Type
/DebitInterestAccrualAmount	FCUBS AccService	CA-Modify CustomerAccount-Notify-MSG.xsd	FCUBS_NOTIFICATION/FCUBS_NOTIF_IDENTIFIER/Cust-Account-Full/Amount-Dates/ACY_ACCRUED_DR_IC	FINCORP BIB Account	Accrued Interest
/DepositAccountOverdraft/SanctionedLimitAmount	FCUBS AccService	CA-Modify CustomerAccount-Notify-MSG.xsd	FCUBS_NOTIFICATION/FCUBS_NOTIF_IDENTIFIER/Cust-Account-Full/Cust-Account/TODLIMIT	FINCORP BIB Account	Temporary Limit Amount
/DepositAccountOverdraft/DepositAccountOverdraftLineOfCredit/LineOfCreditReference/LineOfCreditIdentification/ID	FCUBS AccService	CA-Modify CustomerAccount-Notify-MSG.xsd	FCUBS_NOTIFICATION/FCUBS_NOTIF_IDENTIFIER/Cust-Account-Full/Cust-Account/LINEID	FINCORP BIB Account	Credit Line Number

Table 48. UpdateDepositAccountEBM

XML Path	Oracle FLEXCUBE Service Name	Oracle FLEXCUBE Interface Object	Oracle FLEXCUBE Interface Column	Siebel Contact Business Component	Siebel Contact Field
/DepositAccountOverdraft/EffectiveTimePeriod/StartDateTime	FCUBS AccService	CA-Modify CustomerAccount-Notify-MSG.xsd	FCUBS_NOTIFICATION/FCUBS_NOTIF_IDENTIFIER/Cust-Account-Full/Cust-Account/TODLIMSTDT	FINCORP BIB Account	Temporary Overdraft Start Date
/DepositAccountOverdraft/EffectiveTimePeriod/EndDateTime	FCUBS AccService	CA-Modify CustomerAccount-Notify-MSG.xsd	FCUBS_NOTIFICATION/FCUBS_NOTIF_IDENTIFIER/Cust-Account-Full/Cust-Account/TODLIMENDT	FINCORP BIB Account	Temporary Overdraft End Date
/DebitAllowedIndicator	FCUBS AccService	CA-Modify CustomerAccount-Notify-MSG.xsd	FCUBS_NOTIFICATION/FCUBS_NOTIF_IDENTIFIER/Cust-Account-Full/Cust-Account/ACSTATNODR	FINCORP BIB Account	Debit Flag
/CreditAllowedIndicator	FCUBS AccService	CA-Modify CustomerAccount-Notify-MSG.xsd	FCUBS_NOTIFICATION/FCUBS_NOTIF_IDENTIFIER/Cust-Account-Full/Cust-Account/ACSTATNOCR	FINCORP BIB Account	Credit Flag
/CheckStopPayment PendingIndicator	FCUBS AccService	CA-Modify CustomerAccount-Notify-MSG.xsd	FCUBS_NOTIFICATION/FCUBS_NOTIF_IDENTIFIER/Cust-Account-Full/Cust-Account/ACSTATSTPAY	FINCORP BIB Account	Stop Payment Flag
/DormantIndicator	FCUBS AccService	CA-Modify CustomerAccount-Notify-MSG.xsd	FCUBS_NOTIFICATION/FCUBS_NOTIF_IDENTIFIER/Cust-Account-Full/Cust-Account/DORM	FINCORP Account	Account Status

Table 48. UpdateDepositAccountEBM

XML Path	Oracle FLEXCUBE Service Name	Oracle FLEXCUBE Interface Object	Oracle FLEXCUBE Interface Column	Siebel Contact Business Component	Siebel Contact Field
/FrozenIndicator	FCUBS AccService	CA-Modify CustomerAccount-Notify-MSG.xsd	FCUBS_NOTIFICATION/FCUBS_NOTIF_IDENTIFIER/Cust-Account-Full/Cust-Account/FROZEN	FINCORP BIB Account	Frozen Flag
/LastStatementDate	FCUBS AccService	CA-Modify CustomerAccount-Notify-MSG.xsd	FCUBS_NOTIFICATION/FCUBS_NOTIF_IDENTIFIER/Cust-Account-Full/Cust-Account/PREVSTMTDT	FINCORP Account	CA Last Statement Date
/LastStatementBalance Amount	FCUBS AccService	CA-Modify CustomerAccount-Notify-MSG.xsd	FCUBS_NOTIFICATION/FCUBS_NOTIF_IDENTIFIER/Cust-Account-Full/Cust-Account/PREVSTMTBAL	FINCORP BIB Account	Last Statement Balance
/DepositAccountRelatedParty/DepositAccountRelatedPersonParty/PersonPartyReference/PersonName/FullName	FCUBS AccService	CA-Modify CustomerAccount-Notify-MSG.xsd	FCUBS_NOTIFICATION/FCUBS_NOTIF_IDENTIFIER/Cust-Account-Full/Cust-Account/NOM1	FINCORP BIB Account	First Nominee
/DepositAccountRelatedParty/DepositAccountRelatedPersonParty/PersonPartyReference/PersonName/FullName	FCUBS AccService	CA-Modify CustomerAccount-Notify-MSG.xsd	FCUBS_NOTIFICATION/FCUBS_NOTIF_IDENTIFIER/Cust-Account-Full/Cust-Account/NOM2	FINCORP BIB Account	Second Nominee
/DepositAccountRelatedParty/DepositAccountRelatedPersonParty/PersonPartyReference/PersonName/TypeCode	Not applicable	Not applicable	Values are I or C (Individual customer, Corporate customer)	Not applicable	Not applicable
/BookedDate	Not applicable	Not applicable	Not applicable	FINCORP BIB Account	Book Date
/EffectiveDate	Not applicable	Not applicable	Not applicable	FINCORP BIB Account	Value Date

Table 48. UpdateDepositAccountEBM

XML Path	Oracle FLEXCUBE Service Name	Oracle FLEXCUBE Interface Object	Oracle FLEXCUBE Interface Column	Siebel Contact Business Component	Siebel Contact Field
/RenewalCount	Not applicable	Not applicable	Not applicable	FINCORP BIB Account	Number of Times Rollover
/DepositAccountTransactionSchedule/FinancialTransactionSchedule/CycleDayIncrement	FCUBS AccService	CA-Modify CustomerAccount-Notify-MSG.xsd	FCUBS_NOTIFICATION/FCUBS_NOTIF_IDENTIFIER/Cust-Account-Full/Tddetails/RDFREDDAY	FINCORP BIB Account	Not applicable
/DepositAccountTransactionSchedule/FinancialTransactionSchedule/CycleMonthIncrement	FCUBS AccService	CA-Modify CustomerAccount-Notify-MSG.xsd	FCUBS_NOTIFICATION/FCUBS_NOTIF_IDENTIFIER/Cust-Account-Full/Tddetails/RDFREMTD	FINCORP BIB Account	Not applicable
/DepositAccountTransactionSchedule/FinancialTransactionSchedule/CycleYearIncrement	FCUBS AccService	CA-Modify CustomerAccount-Notify-MSG.xsd	FCUBS_NOTIFICATION/FCUBS_NOTIF_IDENTIFIER/Cust-Account-Full/Tddetails/RDFREYEAR	FINCORP BIB Account	Not applicable
/DepositAccountTransactionSchedule/FinancialTransactionSchedule/FinancialTransactionScheduleLine/Amount	FCUBS AccService	CA-Modify CustomerAccount-Notify-MSG.xsd	FCUBS_NOTIFICATION/FCUBS_NOTIF_IDENTIFIER/Cust-Account-Full/Tddetails/RDAMT	FINCORP BIB Account	Installment Amount
/DepositAccountTransactionSchedule/FinancialTransactionSchedule/NextTransactionDate	FCUBS AccService	CA-Modify CustomerAccount-Notify-MSG.xsd	FCUBS_NOTIFICATION/FCUBS_NOTIF_IDENTIFIER/Cust-Account-Full/Tddetails/RDPAYSCHDT	FINCORP BIB Account	Payment date
/DepositAccountTransactionSchedule/FinancialTransactionSchedule/FinancialAccount/CurrencyCode	FCUBS AccService	CA-Modify CustomerAccount-Notify-MSG.xsd	FCUBS_NOTIFICATION/FCUBS_NOTIF_IDENTIFIER/Cust-Account-Full/Tddetails/RDPAYMNTCCY	FINCORP BIB Account	Payment Currency

Table 48. UpdateDepositAccountEBM

XML Path	Oracle FLEXCUBE Service Name	Oracle FLEXCUBE Interface Object	Oracle FLEXCUBE Interface Column	Siebel Contact Business Component	Siebel Contact Field
/DepositAccountTransactionSchedule/FinancialTransactionSchedule/FinancialTransactionScheduleLine/FinancialAccount/AccountNumber	FCUBS AccService	CA-Modify CustomerAccount-Notify-MSG.xsd	FCUBS_NOTIFICATION/FCUBS_NOTIF_IDENTIFIER/CustomerAccount-Full/Tddetails/PAYACC	FINCORP BIB Account	Payment Account
/DepositAccountTransactionSchedule/FinancialTransactionSchedule/FinancialTransactionScheduleLine/FinancialAccount/FinancialAccountFinancialInstitutionBranchBusinessUnit/FinancialInstitutionBranchBusinessUnitReference/BusinessUnitIdentification/Id	FCUBS AccService	CA-Modify CustomerAccount-Notify-MSG.xsd	FCUBS_NOTIFICATION/FCUBS_NOTIF_IDENTIFIER/CustomerAccount-Full/Tddetails/PAYBRN	FINCORP BIB Account	Payment Branch

QueryDepositAccountEBM

QueryDepositAccountEBM is used to:

- Retrieve financial account information from Oracle FLEXCUBE Universal Banking
- Retrieve standing instruction information from Oracle FLEXCUBE Universal Banking

Operation

Query

Service Consumer

Siebel CRM

Service Provider

Oracle FLEXCUBE Universal Banking

EBM Request and Response Operational Elements

- QueryDepositAccountEBM/DataArea/QueryDepositAccount
- QueryDepositAccountResponseEBM/DataArea/QueryDepositAccountResponse

Information about the QueryDepositAccountEBM request-and-response messages is provided in the following topics.

QueryDepositAccountEBM

Table 49 lists the mapping information for the QueryDepositAccountEBM when checking and saving accounts (CASA accounts), term deposit accounts, and corporate deposit accounts are updated.

Table 49. QueryDepositAccountEBM

XML Path	Account Type	Oracle FLEXCUBE Service Name	Oracle FLEXCUBE Interface Object	Oracle FLEXCUBE Interface Column	Siebel Contact Business Component	Siebel Contact Field
/Identification /ID	CASA and term deposit accounts	FCUBSAcc Service	ST-QueryCust Acc-Req-IO-MSG.xsd	FCUBS_REQ_ENV /FCUBS_BODY/ Cust-Account-IO/ ACC	FINCORP Account	Account Number
	Corporate deposit accounts	FCUBSLD Service	LDContract-Query-Req-IO-MSG.xsd	FCUBS_REQ_ENV /FCUBS_BODY/ Contract-Master-IO/FCCREF		
/Identification /ContextID	CASA and term deposit accounts	FCUBSAcc Service	ST-QueryCust Acc-Req-IO-MSG.xsd	FCUBS_REQ_ENV /FCUBS_BODY/ Cust-Account-IO/ BRN	BIB FINCORP Account	Field Based on LOC Branch
	Corporate deposit accounts	FCUBSLD Service	LDContract-Query-Req-IO-MSG.xsd	FCUBS_REQ_ENV /FCUBS_BODY/ Contract-Master-IO/BRN		
/Identification /Application ObjectKey/ ContextID	CASA and term deposit accounts	Not applicable	Not applicable	Values are CA or TD (CASA account or term deposit account)	Sub Type	DTYPE_ TEXT
	Corporate deposit accounts	Not applicable	Not applicable	Value is CD (corporate deposit)		

QueryDepositAccountResponseEBM

Table 50 lists the mapping information for the QueryDepositAccountResponseEBM when checking and saving accounts (CASA accounts), term deposit (TD) accounts, and corporate deposit (CD) accounts are updated.

Table 50. QueryDepositAccountResponseEBM

XML Path	Account Type	Oracle FLEXCUBE Service Name	Oracle FLEXCUBE Interface Object	Oracle FLEXCUBE Interface Column	Siebel Contact Business Component	Siebel Contact Field
/AccountNumber	CASA and term deposit accounts	FCUBSAcc Service	ST-Query CustAcc-Res-Full-MSG.xsd	FCUBS_RES_ENV /FCUBS_BODY/ Cust-Account-Full/ACC	FINCORP Account	Account Number
	Corporate deposit accounts	FCUBSLD Service	LDContract-Query-Res-Full-MSG.xsd	FCUBS_RES_ENV /FCUBS_BODY/ Loans and Deposits-Full-Type/FCCREF		
/FinancialAccount Identification /ApplicationObject Key/ContextID	CASA and term deposit accounts	Not applicable	Not applicable	Values are CA, TD, CD (Current or savings account, term deposit, corporate deposit)	FINCORP Account	Sub Type
	Corporate deposit accounts	Not applicable	Not applicable	Values are CA, TD, CD (Current or savings account, term deposit, corporate deposit)		
/FinancialAccount Financial InstitutionBranch BusinessUnit/ FinancialInstitution BranchBusinessUnit Reference/ BusinessUnit Identification/ID	CASA and term deposit accounts	FCUBSAcc Service	ST-QueryCust Acc-Res-Full-MSG.xsd	FCUBS_RES_ENV /FCUBS_BODY/ Cust-Account-Full/BRN	FINCORP BIB Account	Field based on LOC Branch
	Corporate deposit accounts	FCUBSLD Service	LDContract-Query-Res-Full-MSG.xsd	FCUBS_RES_ENV /FCUBS_BODY/ LoansandDeposits-Full-Type/BRN		
/CurrencyCode	CASA and term deposit accounts	FCUBSAcc Service	ST-QueryCust Acc-Res-Full-MSG.xsd	FCUBS_RES_ENV /FCUBS_BODY/ Cust-Account-Full/CCY	FINCORP Account	Currency
	Corporate deposit accounts	FCUBSLD Service	LDContract-Query-Res-Full-MSG.xsd	FCUBS_RES_ENV /FCUBS_BODY/ LoansandDeposits-Full-Type/CCY		

Table 50. QueryDepositAccountResponseEBM

XML Path	Account Type	Oracle FLEXCUBE Service Name	Oracle FLEXCUBE Interface Object	Oracle FLEXCUBE Interface Column	Siebel Contact Business Component	Siebel Contact Field
/FinancialAccountHolder/FinancialAccountPersonHolder/PersonPartyReference/PersonName/Identification/ApplicationObjectKey/ID	CASA and term deposit accounts	FCUBSAcc Service	ST-QueryCust Acc-Res-Full-MSG.xsd	FCUBS_RES_ENV/FCUBS_BODY/Cust-Account-Full/XREF	FINCORP Account	Organization Id
	Corporate deposit accounts	FCUBSLD Service	LDContract-Query-Res-Full-MSG.xsd	FCUBS_RES_ENV/FCUBS_BODY/LoansandDeposits-Full-Type/XREF		
/FinancialAccountHolder/FinancialAccountPersonHolder/PersonPartyReference/PersonName/Identification/ID	CASA and term deposit accounts	FCUBSAcc Service	ST-QueryCust Acc-Res-Full-MSG.xsd	FCUBS_RES_ENV/FCUBS_BODY/Cust-Account-Full/CUSTNO	Not applicable	Not applicable
	Corporate deposit accounts	FCUBSLD Service	LDContract-Query-Res-Full-MSG.xsd	FCUBS_RES_ENV/FCUBS_BODY/LoansandDeposits-Full-Type/CPTY		
/FinancialAccountHolder/FinancialAccountPersonHolder/PersonPartyReference/PersonName/Identification/ApplicationObjectKey/ID	CASA and term deposit accounts	FCUBSAcc Service	ST-QueryCust Acc-Res-Full-MSG.xsd	FCUBS_RES_ENV/FCUBS_BODY/Cust-Account-Full/XREF	FINCORP Account	Acct Gen-Authorized Users - Last Name
	Corporate deposit accounts	FCUBSLD Service	LDContract-Query-Res-Full-MSG.xsd	FCUBS_RES_ENV/FCUBS_BODY/LoansandDeposits-Full-Type/XREF		
/FinancialAccountHolder/FinancialAccountPersonHolder/PersonPartyReference/PersonName/Identification/ApplicationObjectKey/ContextID	CASA and term deposit accounts	Not applicable	Not applicable	Values are I or C (Individual customer, Corporate customer)	Not applicable	Not applicable
	Corporate deposit accounts	Not applicable	Not applicable	Values are I or C (Individual customer, Corporate customer)		
/Description	CASA and term deposit accounts	FCUBSAcc Service	ST-QueryCust Acc-Res-Full-MSG.xsd	FCUBS_RES_ENV/FCUBS_BODY/Cust-Account-Full/ADESC	FINCORP Account	Comments
	Corporate deposit accounts	FCUBSLD Service	LDContract-Query-Res-Full-MSG.xsd	FCUBS_RES_ENV/FCUBS_BODY/Loans and Deposits-Full-Type/TDESC		

Table 50. QueryDepositAccountResponseEBM

XML Path	Account Type	Oracle FLEXCUBE Service Name	Oracle FLEXCUBE Interface Object	Oracle FLEXCUBE Interface Column	Siebel Contact Business Component	Siebel Contact Field
/Status/Code	CASA and term deposit accounts	FCUBSAcc Service	ST-QueryCust Acc-Res-Full-MSG.xsd	FCUBS_RES_ENV /FCUBS_BODY/ Cust-Account-Full/ACCSTAT	FINCORP Account	Account Status
	Corporate deposit accounts	FCUBSLD Service	LDContract-Query-Res-Full-MSG.xsd	FCUBS_RES_ENV /FCUBS_BODY/ Loans and Deposits-Full-Type/UDSTAT		
/BalanceAmount	CASA and term deposit accounts	FCUBSAcc Service	ST-QueryCust Acc-Res-Full-MSG.xsd	FCUBS_RES_ENV /FCUBS_BODY/ Cust-Account-Full/Amount-Dates/ACY_CURR_BALANCE	FINCORP Account	Current Balance
	Corporate deposit accounts	Not applicable	Not applicable	Not applicable		
/AvailableBalance Amount	CASA and term deposit accounts	FCUBSAcc Service	ST-QueryCust Acc-Res-Full-MSG.xsd	FCUBS_RES_ENV /FCUBS_BODY/ Cust-Account-Full/Amount-Dates/ACY_AVL_BAL	FINCORP Account	Available Balance
	Corporate deposit accounts	Not applicable	Not applicable	Not applicable		
/UnclearedBalance Amount	CASA and term deposit accounts	FCUBSAcc Service	ST-QueryCust Acc-Res-Full-MSG.xsd	FCUBS_RES_ENV /FCUBS_BODY/ Cust-Account-Full/Amount-Dates/ACY_UNCOLLECTE	FINCORP BIB Account	Uncollect-ed Fund Amount
	Corporate deposit accounts	Not applicable	Not applicable	Not applicable		

Table 50. QueryDepositAccountResponseEBM

XML Path	Account Type	Oracle FLEXCUBE Service Name	Oracle FLEXCUBE Interface Object	Oracle FLEXCUBE Interface Column	Siebel Contact Business Component	Siebel Contact Field
/BlockedBalance Amount	CASA and term deposit accounts	FCUBSAcc Service	ST-QueryCust Acc-Res-Full-MSG.xsd	FCUBS_RES_ENV /FCUBS_BODY/ Cust-Account-Full/Amount-Dates/ACY_BLOCKED_AMOUNT	FINCORP BIB Account	Blocked Amount
	Corporate deposit accounts	Not applicable	Not applicable	Not applicable		
/CreditInterest AccrualAmount	CASA and term deposit accounts	FCUBSAcc Service	ST-QueryCust Acc-Res-Full-MSG.xsd	FCUBS_RES_ENV /FCUBS_BODY/ Cust-Account-Full/Amount-Dates/ACY_ACCRUED_CR_IC	FINCORP BIB Account	Accrued Interest
	Corporate deposit accounts	Not applicable	Not applicable	Not applicable		
/TypeCode	CASA and term deposit accounts	FCUBSAcc Service	ST-QueryCust Acc-Res-Full-MSG.xsd	FCUBS_RES_ENV /FCUBS_BODY/ Cust-Account-Full/ACCLS	FINCORP Account	Name
	Corporate deposit accounts	FCUBSLD Service	LDContract-Query-Res-Full-MSG.xsd	FCUBS_RES_ENV /FCUBS_BODY/ LoansandDeposits-Full-Type/PRD		
/InitialCredit Amount	CASA and term deposit accounts	FCUBSAcc Service	ST-QueryCust Acc-Res-Full-MSG.xsd	FCUBS_RES_ENV /FCUBS_BODY/ Cust-Account-Full/Tddetails/TDAMT	FINCORP BIB Account	Principal Amount
	Corporate deposit accounts	FCUBSLD Service	ST-QueryCust Acc-Res-Full-MSG.xsd	FCUBS_RES_ENV /FCUBS_BODY/ Cust-Account-Full/Tddetails/TDAMT		

Table 50. QueryDepositAccountResponseEBM

XML Path	Account Type	Oracle FLEXCUBE Service Name	Oracle FLEXCUBE Interface Object	Oracle FLEXCUBE Interface Column	Siebel Contact Business Component	Siebel Contact Field
/MaturityDate	CASA and term deposit accounts	FCUBSAcc Service	ST-QueryCust Acc-Res-Full-MSG.xsd	FCUBS_RES_ENV /FCUBS_BODY/ Cust-Account-Full/MATDT	FINCORP Account	Maturity Date
	Corporate deposit accounts	FCUBSLD Service	LDContract-Query-Res-Full-MSG.xsd	FCUBS_RES_ENV /FCUBS_BODY/ Loansand Deposits-Full-Type/MATDT		
/Status/ SubStatusCode	CASA and term deposit accounts	Not applicable	Not applicable	Not applicable	FINCORP BIB Account	Contract Status
	Corporate deposit accounts	FCUBSLD Service	LDContract-Query-Res-Full-MSG.xsd	FCUBS_RES_ENV /FCUBS_BODY/ Loansand Deposits-Full-Type/CONTSTAT		
/DepositAccount InterestSchedule/ InterestSchedule /InterestRate	CASA and term deposit accounts	FCUBSAcc Service	ST-QueryCust Acc-Res-Full-MSG.xsd	FCUBS_RES_ENV /FCUBS_BODY/ Cust-Account-Full/RATE	FINCORP Account	Interest Rate
	Corporate deposit accounts	FCUBSLD Service	LDContract-Query-Res-Full-MSG.xsd	FCUBS_RES_ENV /FCUBS_BODY/ Loansand Deposits-Full-Type/RATE		
/DepositAccount InterestSchedule/ InterestSchedule /EffectiveTime Period/ StartDateTime	CASA and term deposit accounts	FCUBSAcc Service	ST-QueryCust Acc-Res-Full-MSG.xsd	FCUBS_RES_ENV /FCUBS_BODY/ Cust-Account-Full/Tddetails/INTSTDT	FINCORP Account	Start Date
	Corporate deposit accounts	Not applicable	Not applicable	Not applicable		
/DepositAccount InterestSchedule/ InterestSchedule /EffectiveTime Period/Duration	CASA and term deposit accounts	FCUBSAcc Service	ST-QueryCust Acc-Res-Full-MSG.xsd	FCUBS_RES_ENV /FCUBS_BODY/ Cust-Account-Full/Tddetails/DEPTENOR	FINCORP Account	Term
	Corporate deposit accounts	Not applicable	Not applicable	Not applicable		

Table 50. QueryDepositAccountResponseEBM

XML Path	Account Type	Oracle FLEXCUBE Service Name	Oracle FLEXCUBE Interface Object	Oracle FLEXCUBE Interface Column	Siebel Contact Business Component	Siebel Contact Field
/ItemReference/TypeCode	CASA and term deposit accounts	FCUBSAcc Service	ST-QueryCust Acc-Res-Full-MSG.xsd	FCUBS_RES_ENV /FCUBS_BODY/ Cust-Account-Full/Tddetails/RDACC	FINCORP BIB Account	Recurring Deposit Account Flag
	Corporate deposit accounts	Not applicable	Not applicable	Not applicable		
/FinancialAccountHolder/FinancialAccountPersonHolder/PersonPartyReference/PersonName/TypeCode	CASA and term deposit accounts	Not applicable	Not applicable	Values are I or C (Individual customer, Corporate customer)	FINCORP Account Contact	Type
	Corporate deposit accounts	Not applicable	Not applicable	Values are I or C (Individual customer, Corporate customer)		
/DebitInterestAccrualAmount	CASA and term deposit accounts	FCUBSAcc Service	ST-QueryCust Acc-Res-Full-MSG.xsd	FCUBS_RES_ENV /FCUBS_BODY/ Cust-Account-Full/Amount-Dates/ACY_ACCRUED_DR_IC	FINCORP BIB Account	Accrued Interest
	Corporate deposit accounts	Not applicable	Not applicable	Not applicable		
/DepositAccountOverdraft/SanctionedLimitAmount	CASA and term deposit accounts	FCUBSAcc Service	ST-QueryCust Acc-Res-Full-MSG.xsd	FCUBS_RES_ENV /FCUBS_BODY/ Cust-Account-Full/Cust-Account/TODLIMIT	FINCORP BIB Account	Temporary Limit Amount
	Corporate deposit accounts	Not applicable	Not applicable	Not applicable		
/DepositAccountOverdraft/DepositAccountOverdraftLineOfCredit/LineOfCreditReference/LineOfCreditIdentification/ID	CASA and term deposit accounts	FCUBSAcc Service	ST-QueryCust Acc-Res-Full-MSG.xsd	FCUBS_RES_ENV /FCUBS_BODY/ Cust-Account-Full/Cust-Account/LINEID	FINCORP BIB Account	Credit Line Number
	Corporate deposit accounts	Not applicable	Not applicable	Not applicable		

Table 50. QueryDepositAccountResponseEBM

XML Path	Account Type	Oracle FLEXCUBE Service Name	Oracle FLEXCUBE Interface Object	Oracle FLEXCUBE Interface Column	Siebel Contact Business Component	Siebel Contact Field
/DepositAccount Overdraft/Effective TimePeriod/StartDateTime	CASA and term deposit accounts	FCUBSAcc Service	ST-QueryCust Acc-Res-Full-MSG.xsd	FCUBS_RES_ENV /FCUBS_BODY/ Cust-Account-Full/Cust-Account/TODLIMSTDT	FINCORP BIB Account	Temporary Overdraft Start Date
	Corporate deposit accounts	Not applicable	Not applicable	Not applicable		
/DepositAccount Overdraft/Effective TimePeriod/End DateTime	CASA and term deposit accounts	FCUBSAcc Service	ST-QueryCust Acc-Res-Full-MSG.xsd	FCUBS_RES_ENV /FCUBS_BODY/ Cust-Account-Full/Cust-Account/TODLIMENDT	FINCORP BIB Account	Temporary Overdraft End Date
	Corporate deposit accounts	Not applicable	Not applicable	Not applicable		
/DebitAllowed Indicator	CASA and term deposit accounts	FCUBSAcc Service	ST-QueryCust Acc-Res-Full-MSG.xsd	FCUBS_RES_ENV /FCUBS_BODY/ Cust-Account-Full/Cust-Account/ACSTATNODR	FINCORP BIB Account	Debit Flag
	Corporate deposit accounts	Not applicable	Not applicable	Not applicable		
/CreditAllowed Indicator	CASA and term deposit accounts	FCUBSAcc Service	ST-QueryCust Acc-Res-Full-MSG.xsd	FCUBS_RES_ENV /FCUBS_BODY/ Cust-Account-Full/Cust-Account/ACSTATNOCR	FINCORP BIB Account	Credit Flag
	Corporate deposit accounts	Not applicable	Not applicable	Not applicable		
/CheckStop PaymentPending Indicator	CASA and term deposit accounts	FCUBSAcc Service	ST-QueryCust Acc-Res-Full-MSG.xsd	FCUBS_RES_ENV /FCUBS_BODY/ Cust-Account-Full/Cust-Account/ACSTATSTPAY	FINCORP BIB Account	Stop Payment Flag
	Corporate deposit accounts	Not applicable	Not applicable	Not applicable		

Table 50. QueryDepositAccountResponseEBM

XML Path	Account Type	Oracle FLEXCUBE Service Name	Oracle FLEXCUBE Interface Object	Oracle FLEXCUBE Interface Column	Siebel Contact Business Component	Siebel Contact Field
/DormantIndicator	CASA and term deposit accounts	FCUBSAcc Service	ST-QueryCust Acc-Res-Full-MSG.xsd	FCUBS_RES_ENV /FCUBS_BODY/ Cust-Account-Full/Cust-Account/DORM	FINCORP Account	Account Status
	Corporate deposit accounts	Not applicable	Not applicable	Not applicable		
/FrozenIndicator	CASA and term deposit accounts	FCUBSAcc Service	ST-QueryCust Acc-Res-Full-MSG.xsd	FCUBS_RES_ENV /FCUBS_BODY/ Cust-Account-Full/Cust-Account/FROZEN	FINCORP BIB Account	Frozen Flag
	Corporate deposit accounts	Not applicable	Not applicable	Not applicable		
/LastStatement Date	CASA and term deposit accounts	FCUBSAcc Service	ST-QueryCust Acc-Res-Full-MSG.xsd	FCUBS_RES_ENV /FCUBS_BODY/ Cust-Account-Full/Cust-Account/PREVSTMTDT	FINCORP Account	CA Last Statement Date
	Corporate deposit accounts	Not applicable	Not applicable	Not applicable		
/LastStatement BalanceAmount	CASA and term deposit accounts	FCUBSAcc Service	ST-QueryCust Acc-Res-Full-MSG.xsd	FCUBS_RES_ENV /FCUBS_BODY/ Cust-Account-Full/Cust-Account/PREVSTMTBAL	FINCORP BIB Account	Last Statement Balance
	Corporate deposit accounts	Not applicable	Not applicable	Not applicable		
/DepositAccount RelatedParty/ DepositAccount RelatedPerson Party/PersonParty Reference/Person Name/FullName	CASA and term deposit accounts	FCUBSAcc Service	ST-QueryCust Acc-Res-Full-MSG.xsd	FCUBS_RES_ENV /FCUBS_BODY/ Cust-Account-Full/Cust-Account/NOM1	FINCORP BIB Account	First Nominee
	Corporate deposit accounts	Not applicable	Not applicable	Not applicable		

Table 50. QueryDepositAccountResponseEBM

XML Path	Account Type	Oracle FLEXCUBE Service Name	Oracle FLEXCUBE Interface Object	Oracle FLEXCUBE Interface Column	Siebel Contact Business Component	Siebel Contact Field
/DepositAccount RelatedParty/ DepositAccount RelatedPerson Party/PersonParty Reference/Person Name/FullName	CASA and term deposit accounts	FCUBSAcc Service	ST-QueryCust Acc-Res-Full-MSG.xsd	FCUBS_RES_ENV /FCUBS_BODY/ Cust-Account-Full/Cust-Account/NOM2	FINCORP BIB Account	Second Nominee
	Corporate deposit accounts	Not applicable	Not applicable	Not applicable		
/DepositAccount RelatedParty/ DepositAccount RelatedPersonParty /PersonParty Reference/Person Name/TypeCode	CASA and term deposit accounts	Not applicable	Not applicable	Values are I or C (Individual customer, Corporate customer)	Not applicable	Not applicable
	Corporate deposit accounts	Not applicable	Not applicable	Values are I or C (Individual customer, Corporate customer)		
/BookedDate	CASA and term deposit accounts	Not applicable	Not applicable	Not applicable	FINCORP BIB Account	Book Date
	Corporate deposit accounts	FCUBSLD Service	LDContract-Query-Res-Full-MSG.xsd	FCUBS_RES_ENV /FCUBS_BODY/ Loansand Deposits-Full-Type/BOOKDT		
/EffectiveDate	CASA and term deposit accounts	Not applicable	Not applicable	Not applicable	FINCORP BIB Account	Value Date
	Corporate deposit accounts	FCUBSLD Service	LDContract-Query-Res-Full-MSG.xsd	FCUBS_RES_ENV /FCUBS_BODY/ Loansand Deposits-Full-Type/VALDT		
/RenewalCount	CASA and term deposit accounts	Not applicable	Not applicable	Not applicable	FINCORP BIB Account	Number of Times Rollover
	Corporate deposit accounts	FCUBSLD Service	LDContract-Query-Res-Full-MSG.xsd	Rollover count (DERIVED)		

Table 50. QueryDepositAccountResponseEBM

XML Path	Account Type	Oracle FLEXCUBE Service Name	Oracle FLEXCUBE Interface Object	Oracle FLEXCUBE Interface Column	Siebel Contact Business Component	Siebel Contact Field
/DepositAccount Transaction Schedule/Financial Transaction Schedule/CycleDayIncrement	CASA and term deposit accounts	FCUBSAcc Service	ST-QueryCust Acc-Res-Full-MSG.xsd	FCUBS_RES_ENV /FCUBS_BODY/ Cust-Account-Full/Tddetails/RDFREDAY	Not applicable	Not applicable
	Corporate deposit accounts	Not applicable	Not applicable	Not applicable		
/DepositAccount Transaction Schedule/Financial Transaction Schedule/Cycle MonthIncrement	CASA and term deposit accounts	FCUBSAcc Service	ST-QueryCust Acc-Res-Full-MSG.xsd	FCUBS_RES_ENV /FCUBS_BODY/ Cust-Account-Full/Tddetails/RDFREMTH	Not applicable	Not applicable
	Corporate deposit accounts	Not applicable	Not applicable	Not applicable		
/DepositAccount Transaction Schedule/Financial Transaction Schedule/Cycle YearIncrement	CASA and term deposit accounts	FCUBSAcc Service	ST-QueryCust Acc-Res-Full-MSG.xsd	FCUBS_RES_ENV /FCUBS_BODY/ Cust-Account-Full/Tddetails/RDFREYEAR	Not applicable	Not applicable
	Corporate deposit accounts	Not applicable	Not applicable	Not applicable		
/DepositAccount Transaction Schedule /Financial Transaction Schedule/Financial Transaction Schedule Line/Amount	CASA and term deposit accounts	FCUBSAcc Service	ST-QueryCust Acc-Res-Full-MSG.xsd	FCUBS_RES_ENV /FCUBS_BODY/ Cust-Account-Full/Tddetails/RDAMT	FINCORP BIB Account	Installation Amount
	Corporate deposit accounts	Not applicable	Not applicable	Not applicable		
/DepositAccount Transaction Schedule/Financial Transaction Schedule/Next TransactionDate	CASA and term deposit accounts	FCUBSAcc Service	ST-QueryCust Acc-Res-Full-MSG.xsd	FCUBS_RES_ENV /FCUBS_BODY/ Cust-Account-Full/Tddetails/RDPAYSCHDT	FINCORP BIB Account	Payment date
	Corporate deposit accounts	Not applicable	Not applicable	Not applicable		

Table 50. QueryDepositAccountResponseEBM

XML Path	Account Type	Oracle FLEXCUBE Service Name	Oracle FLEXCUBE Interface Object	Oracle FLEXCUBE Interface Column	Siebel Contact Business Component	Siebel Contact Field
/DepositAccount EBO/Deposit AccountTransaction Schedule/Financial Transaction Schedule/Financial Transaction ScheduleLine/ FinancialAccount/ CurrencyCode	CASA and term deposit accounts	FCUBSAcc Service	ST-QueryCust Acc-Res-Full-MSG.xsd	FCUBS_RES_ENV /FCUBS_BODY/ Cust-Account-Full/Tddetails/ RDPAYMNTCCY	FINCORP BIB Account	Payment Currency
	Corporate deposit accounts	Not applicable	Not applicable	Not applicable		
/DepositAccount Transaction Schedule/Financial Transaction Schedule/Financial Transaction ScheduleLine/ FinancialAccount/ AccountNumber	CASA and term deposit accounts	FCUBSAcc Service	ST-QueryCust Acc-Res-Full-MSG.xsd	FCUBS_RES_ENV /FCUBS_BODY/ Cust-Account-Full/Tddetails/ PAYACC	FINCORP BIB Account	Payment Account
	Corporate deposit accounts	Not applicable	Not applicable	Not applicable		
/DepositAccount Transaction Schedule/Financial Transaction Schedule/Financial Transaction ScheduleLine /FinancialAccount/ FinancialAccount FinancialInstitution BranchBusiness Unit/Financial InstitutionBranch BusinessUnit Reference/Business UnitIdentification/ Id	CASA and term deposit accounts	FCUBSAcc Service	ST-QueryCust Acc-Res-Full-MSG.xsd	FCUBS_RES_ENV /FCUBS_BODY/ Cust-Account-Full/Tddetails/ PAYBRN	FINCORP BIB Account	Payment Branch
	Corporate deposit accounts	Not applicable	Not applicable	Not applicable		

Table 50. QueryDepositAccountResponseEBM

XML Path	Account Type	Oracle FLEXCUBE Service Name	Oracle FLEXCUBE Interface Object	Oracle FLEXCUBE Interface Column	Siebel Contact Business Component	Siebel Contact Field
CASA - Standing Instructions						
/DepositAccount EBO/Deposit AccountTransaction Schedule/Financial Transaction Schedule/Financial Transaction ScheduleLine/ FinancialAccount /Financial Institution Reference/Location Reference/Name	CASA and term deposit accounts	FCUBSSCV Service	SCV-SISumDtIs-Res-Full.xsd	Branch Code (DERIVED)	FINCORP BIB Account Standing Instructions VBC	Branch Code
	Corporate deposit accounts	Not applicable	Not applicable	Not applicable		
/DepositAccount Transaction Schedule/ Identification/ID	CASA and term deposit accounts	FCUBSSCV Service	SCV-SISumDtIs-Res-Full.xsd	FCUBS_RES_ENV /FCUBS_BODY /SISumDtIs-Res-Full/Si-Instruction-Details/ INSTRUCTION_NO	FINCORP BIB Account Standing Instructions VBC	Instruction Num
	Corporate deposit accounts	Not applicable	Not applicable	Not applicable		
/DepositAccount Transaction Schedule/Financial Transaction Schedule/Next TransactionDate	CASA and term deposit accounts	FCUBSSCV Service	SCV-SISumDtIs-Res-Full.xsd	FCUBS_RES_ENV /FCUBS_BODY /SISumDtIs-Res-Full/Si-Instruction-Details/NEXT_EXEC_DATE	FINCORP BIB Account Standing Instructions VBC	Next Due Date
	Corporate deposit accounts	Not applicable	Not applicable	Not applicable		
/DepositAccount Transaction Schedule/Financial Transaction Schedule/Status/ EffectiveEndDate Time	CASA and term deposit accounts	FCUBSSCV Service	SCV-SISumDtIs-Res-Full.xsd	FCUBS_RES_ENV /FCUBS_BODY/ SISumDtIs-Res-Full/Si-Instruction-Details/ SI_EXPIRY_DATE	FINCORP BIB Account Standing Instructions VBC	Expiry Date
	Corporate deposit accounts	Not applicable	Not applicable	Not applicable		

Table 50. QueryDepositAccountResponseEBM

XML Path	Account Type	Oracle FLEXCUBE Service Name	Oracle FLEXCUBE Interface Object	Oracle FLEXCUBE Interface Column	Siebel Contact Business Component	Siebel Contact Field
/DepositAccount Transaction Schedule/Financial Transaction Schedule/Financial Transaction Schedule Line/Financial Account /CurrencyCode	CASA and term deposit accounts	FCUBSSCV Service	SCV-SISumDtIs-Res-Full.xsd	FCUBS_RES_ENV /FCUBS_BODY/ SISumDtIs-Res-Full/Si-Instruction-Details/ SI_AMT_CCY	FINCORP BIB Account Standing Instructions VBC	Currency
	Corporate deposit accounts	Not applicable	Not applicable	Not applicable		
/DepositAccount Transaction Schedule/Financial Transaction Schedule/Financial Transaction ScheduleLine/ Amount	CASA and term deposit accounts	FCUBSSCV Service	SCV-SISumDtIs-Res-Full.xsd	FCUBS_RES_ENV /FCUBS_BODY/ SISumDtIs-Res-Full/Si-Instruction-Details/SI_AMT	FINCORP BIB Account Standing Instructions VBC	Amount
	Corporate deposit accounts	Not applicable	Not applicable	Not applicable		
/DepositAccount Transaction Schedule/Financial Transaction Schedule/ CycleDayIncrement	CASA and term deposit accounts	FCUBSSCV Service	SCV-SISumDtIs-Res-Full.xsd	FCUBS_RES_ENV /FCUBS_BODY/ SISumDtIs-Res-Full/Si-Instruction-Details/ EXEC_DAYS	FINCORP BIB Account Standing Instructions VBC	Execution Days
	Corporate deposit accounts	Not applicable	Not applicable	Not applicable		
/DepositAccount Transaction Schedule/Financial Transaction Schedule/Cycle MonthIncrement	CASA and term deposit accounts	FCUBSSCV Service	SCV-SISumDtIs-Res-Full.xsd	FCUBS_RES_ENV /FCUBS_BODY/ SISumDtIs-Res-Full/Si-Instruction-Details/ EXEC_MTHS	FINCORP BIB Account Standing Instructions VBC	Execution Months
	Corporate deposit accounts	Not applicable	Not applicable	Not applicable		

Table 50. QueryDepositAccountResponseEBM

XML Path	Account Type	Oracle FLEXCUBE Service Name	Oracle FLEXCUBE Interface Object	Oracle FLEXCUBE Interface Column	Siebel Contact Business Component	Siebel Contact Field
/DepositAccount Transaction Schedule/Financial Transaction Schedule/CycleYear Increment	CASA and term deposit accounts	FCUBSSCV Service	SCV-SISumDtls-Res-Full.xsd	FCUBS_RES_ENV /FCUBS_BODY/ SISumDtls-Res-Full/Si-Instruction-Details/ EXEC_YRS	FINCORP BIB Account Standing Instructions VBC	Execution Years
	Corporate deposit accounts	Not applicable	Not applicable	Not applicable		
/DepositAccount Transaction Schedule/Financial Transaction Schedule/Status/ Code	CASA and term deposit accounts	FCUBSSCV Service	SCV-SISumDtls-Res-Full.xsd	FCUBS_RES_ENV /FCUBS_BODY/ SISumDtls-Res-Full/Si-Instruction-Details/ INST_STATUS	FINCORP BIB Account Standing Instructions VBC	Execution Status
	Corporate deposit accounts	Not applicable	Not applicable	Not applicable		
/DepositAccount Transaction Schedule/Financial Transaction Schedule/ EffectiveTimePeriod /StartDateTime	CASA and term deposit accounts	FCUBSSCV Service	SCV-SISumDtls-Res-Full.xsd	FCUBS_RES_ENV /FCUBS_BODY/ SISumDtls-Res-Full/Si-Instruction-Details/FIRST_ EXEC_DATE	FINCORP BIB Account Standing Instructions VBC	First Execution date
	Corporate deposit accounts	Not applicable	Not applicable	Not applicable		
/DepositAccount EBO/Deposit AccountTransaction Schedule/Financial Transaction Schedule/Financial Transaction ScheduleLine/ FinancialAccount/ AccountNumber	CASA and term deposit accounts	FCUBSSCV Service	SCV-SISumDtls-Res-Full.xsd	FCUBS_RES_ENV /FCUBS_BODY/ SISumDtls-Res-Full/Si-Instruction-Details/ CR_ACCOUNT	FINCORP BIB Account Standing Instructions VBC	Credit Account
	Corporate deposit accounts	Not applicable	Not applicable	Not applicable		

Table 50. QueryDepositAccountResponseEBM

XML Path	Account Type	Oracle FLEXCUBE Service Name	Oracle FLEXCUBE Interface Object	Oracle FLEXCUBE Interface Column	Siebel Contact Business Component	Siebel Contact Field
/DepositAccount Transaction Schedule /Financial Transaction Schedule/Financial Transaction ScheduleLine/ FinancialAccount/ FinancialAccount FinancialInstitution BranchBusinessUnit /Financial InstitutionBranch BusinessUnit Reference/Business UnitIdentification/ Id	CASA and term deposit accounts	FCUBSSCV Service	SCV-SISumDtIs-Res-Full.xsd	FCUBS_RES_ENV /FCUBS_BODY/ SISumDtIs-Res-Full/Si-Instruction-Details/ CR_ACC_BR	FINCORP BIB Account Standing Instructions VBC	Credit Branch
	Corporate deposit accounts	Not applicable	Not applicable	Not applicable		
Current and Savings Account and Retail Deposit - Signatories						
/FinancialAccount Holder/SignatureID	CASA and term deposit accounts	FCUBSAcc Service	ST-QueryCust Acc-Res-Full-MSG.xsd	FCUBS_RES_ENV /FCUBS_BODY/ Accsigdetails/ SIGID	FINCORP BIB Account Signatories VBC	Signatory Number
	Corporate deposit accounts	Not applicable	Not applicable	Not applicable		
/FinancialAccount Holder/Financial AccountPerson Holder/PersonParty Reference/ PersonName	CASA and term deposit accounts	FCUBSAcc Service	ST-QueryCust Acc-Res-Full-MSG.xsd	FCUBS_RES_ENV /FCUBS_BODY/ Accsigdetails/ SIGNAME	FINCORP BIB Account Signatories VBC	Signatory Name
	Corporate deposit accounts	Not applicable	Not applicable	Not applicable		
/FinancialAccount Holder/Financial AccountSigning Authority/ TypeCode	CASA and term deposit accounts	FCUBSAcc Service	ST-QueryCust Acc-Res-Full-MSG.xsd	FCUBS_RES_ENV /FCUBS_BODY/ Accsigdetails/ SIGTYPE	FINCORP BIB Account Signatories VBC	Signatory Type
	Corporate deposit accounts	Not applicable	Not applicable	Not applicable		

Table 50. QueryDepositAccountResponseEBM

XML Path	Account Type	Oracle FLEXCUBE Service Name	Oracle FLEXCUBE Interface Object	Oracle FLEXCUBE Interface Column	Siebel Contact Business Component	Siebel Contact Field
/FinancialAccountHolder/FinancialAccountSigningAuthority/LimitAmount	CASA and term deposit accounts	FCUBSAccService	ST-QueryCustAcc-Res-Full-MSG.xsd	FCUBS_RES_ENV/FCUBS_BODY/Accsigdetails/APPROVLIMIT	FINCORP BIB Account Signatories VBC	Approval Limit
	Corporate deposit accounts	Not applicable	Not applicable	Not applicable		
/FinancialAccountHolder/SignatureNote/Content	CASA and term deposit accounts	FCUBSAccService	ST-QueryCustAcc-Res-Full-MSG.xsd	FCUBS_RES_ENV/FCUBS_BODY/Accsigdetails/SIGMSG	FINCORP BIB Account Signatories VBC	Signatory Message
	Corporate deposit accounts	Not applicable	Not applicable	Not applicable		
Retail Deposit - Redemption						
/DepositAccountRedemption/RedemptionDate	CASA and term deposit accounts	FCUBSAccService	ST-QueryCustAcc-Res-Full-MSG.xsd	FCUBS_RES_ENV/FCUBS_BODY/Cust-Account-Full/Tddetails/EFFDATE	FINCORP BIB Account Redemption Detail VBC	Redemption Date
	Corporate deposit accounts	Not applicable	Not applicable	Not applicable		
/DepositAccountRedemption/Amount	CASA and term deposit accounts	FCUBSAccService	ST-QueryCustAcc-Res-Full-MSG.xsd	FCUBS_RES_ENV/FCUBS_BODY/Cust-Account-Full/Tddetails/REDEMPTION_AMT	FINCORP BIB Account Redemption Detail VBC	Redemption Amount
	Corporate deposit accounts	Not applicable	Not applicable	Not applicable		
Corporate Deposit - Schedules						
/DepositAccountTransactionSchedule/FinancialTransactionSchedule/TypeCode	CASA and term deposit accounts	Not applicable	Not applicable	Not applicable	FINCORP BIB Account Corporate Deposit Schedule VBC	Schedule Type
	Corporate deposit accounts	Not applicable	Not applicable	Possible values are P or S (Payment and Collection, Standing Instruction)		

Table 50. QueryDepositAccountResponseEBM

XML Path	Account Type	Oracle FLEXCUBE Service Name	Oracle FLEXCUBE Interface Object	Oracle FLEXCUBE Interface Column	Siebel Contact Business Component	Siebel Contact Field
/DepositAccount Transaction Schedule/Financial Transaction Schedule /Description	CASA and term deposit accounts	Not applicable	Not applicable	Not applicable	FINCORP BIB Account Corporate Deposit Schedule VBC	Component Description
	Corporate deposit accounts	FCUBSLD Service	LDContract-Query-Res-Full-MSG.xsd	FCUBS_RES_ENV /FCUBS_BODY/ Cust-Account-Full/Contract-Schedules/ SCOMP		
/DepositAccount Transaction Schedule/Financial Transaction Schedule/ ComponentType Code	CASA and term deposit accounts	Not applicable	Not applicable	Not applicable	FINCORP BIB Account Corporate Deposit Schedule VBC	Component Type
	Corporate deposit accounts	Not applicable	Not applicable	Possible values are P or S (Principal component, Schedule component)		
/DepositAccount Transaction Schedule/Financial Transaction Schedule /EffectiveTime Period/StartDate Time	CASA and term deposit accounts	Not applicable	Not applicable	Not applicable	FINCORP BIB Account Corporate Deposit Schedule VBC	Start Date
	Corporate deposit accounts	FCUBSLD Service	LDContract-Query-Res-Full-MSG.xsd	FCUBS_RES_ENV /FCUBS_BODY/ Cust-Account-Full/Contract-Schedules/ VALDT		
/DepositAccount Transaction Schedule/Financial Transaction Schedule/ Remaining Scheduled TransactionCount	CASA and term deposit accounts	Not applicable	Not applicable	Not applicable	FINCORP BIB Account Corporate Deposit Schedule VBC	Number
	Corporate deposit accounts	FCUBSLD Service	LDContract-Query-Res-Full-MSG.xsd	FCUBS_RES_ENV /FCUBS_BODY/ Cust-Account-Full/Contract-Schedules/ NO_OF_SCHD		

Table 50. QueryDepositAccountResponseEBM

XML Path	Account Type	Oracle FLEXCUBE Service Name	Oracle FLEXCUBE Interface Object	Oracle FLEXCUBE Interface Column	Siebel Contact Business Component	Siebel Contact Field
/DepositAccount Transaction Schedule/Financial Transaction Schedule /FrequencyValue	CASA and term deposit accounts	Not applicable	Not applicable	Not applicable	FINCORP BIB Account Corporate Deposit Schedule VBC	Frequency
	Corporate deposit accounts	FCUBSLD Service	LDContract-Query-Res-Full-MSG.xsd	FCUBS_RES_ENV /FCUBS_BODY/ Cust-Account-Full/Contract-Schedules/FREQ		
/DepositAccount Transaction Schedule/Financial Transaction Schedule/ FrequencyUnitCode	CASA and term deposit accounts	Not applicable	Not applicable	Not applicable	FINCORP BIB Account Corporate Deposit Schedule VBC	Units
	Corporate deposit accounts	FCUBSLD Service	LDContract-Query-Res-Full-MSG.xsd	FCUBS_RES_ENV /FCUBS_BODY/ Cust-Account-Full/Contract-Schedules/ FREQ_UNIT		
/DepositAccount EBO/Deposit AccountTransaction Schedule/Financial Transaction Schedule/Financial Transaction ScheduleLine/ Amount	CASA and term deposit accounts	Not applicable	Not applicable	Not applicable	FINCORP BIB Account Corporate Deposit Schedule VBC	Amount Due
	Corporate deposit accounts	FCUBSLD Service	LDContract-Query-Res-Full-MSG.xsd	FCUBS_RES_ENV /FCUBS_BODY/ Cust-Account-Full/Contract-Schedules/AMT		
CASA - Payments and Collection						
/DepositAccount Transaction Schedule/Financial Transaction Schedule/Financial Transaction ScheduleID	CASA and term deposit accounts	FCUBSSCV Service	SCV-PCMaint SumDtIs-Res.xsd	FCUBS_RES_ENV /FCUBS_BODY/ PCMaintSumDtIs -Res/Pc-Instruction-Details/ INSTR_REF_NO	FINCORP BIB Account Payments Collections VBC	Instrument Reference Number
	Corporate deposit accounts	FCUBSSCV Service	SCV-PCMaint SumDtIs-Res.xsd	FCUBS_RES_ENV /FCUBS_BODY/ PCMaintSumDtIs -Res/Pc-Instruction-Details/ INSTR_REF_NO		

Table 50. QueryDepositAccountResponseEBM

XML Path	Account Type	Oracle FLEXCUBE Service Name	Oracle FLEXCUBE Interface Object	Oracle FLEXCUBE Interface Column	Siebel Contact Business Component	Siebel Contact Field
/DepositAccount Transaction Schedule/Financial Transaction Schedule/Financial Transaction ScheduleLine/FinancialAccount /ItemReference/Name	CASA and term deposit accounts	FCUBSSCV Service	SCV-PCMaint SumDtIs-Res.xsd	FCUBS_RES_ENV /FCUBS_BODY/PCMaintSumDtIs-Res/Pc-Instruction-Details/PRODUCT_CODE	FINCORP BIB Account Payments Collections VBC	Product Code
	Corporate deposit accounts	FCUBSSCV Service	SCV-PCMaint SumDtIs-Res.xsd	FCUBS_RES_ENV /FCUBS_BODY/PCMaintSumDtIs-Res/Pc-Instruction-Details/PRODUCT_CODE		
/DepositAccount Transaction Schedule/Financial Transaction Schedule/Financial Transaction ScheduleLine/FinancialAccount/ItemReference/TypeCode	CASA and term deposit accounts	FCUBSSCV Service	SCV-PCMaint SumDtIs-Res.xsd	FCUBS_RES_ENV /FCUBS_BODY/PCMaintSumDtIs-Res/Pc-Instruction-Details/PROD_CATEGORY	FINCORP BIB Account Payments Collections VBC	Product Category
	Corporate deposit accounts	FCUBSSCV Service	SCV-PCMaint SumDtIs-Res.xsd	FCUBS_RES_ENV /FCUBS_BODY/PCMaintSumDtIs-Res/Pc-Instruction-Details/PROD_CATEGORY		
/DepositAccount EBO/Deposit AccountTransaction Schedule/Financial Transaction Schedule/Financial Transaction ScheduleLine/FinancialAccount/FinancialInstitution Reference/Location Reference/Name	CASA and term deposit accounts	FCUBSSCV Service	SCV-PCMaint SumDtIs-Res.xsd	FCUBS_RES_ENV /FCUBS_BODY/PCMaintSumDtIs-Res/Pc-Instruction-Details/CUST_AC_BRN	FINCORP BIB Account Payments Collections VBC	Customer Account Branch
	Corporate deposit accounts	FCUBSSCV Service	SCV-PCMaint SumDtIs-Res.xsd	FCUBS_RES_ENV /FCUBS_BODY/PCMaintSumDtIs-Res/Pc-Instruction-Details/CUST_AC_BRN		

Table 50. QueryDepositAccountResponseEBM

XML Path	Account Type	Oracle FLEXCUBE Service Name	Oracle FLEXCUBE Interface Object	Oracle FLEXCUBE Interface Column	Siebel Contact Business Component	Siebel Contact Field
/DepositAccount Transaction Schedule/Financial Transaction Schedule/Financial Transaction ScheduleLine/ FinancialAccount/ FinancialAccount Holder/Financial AccountPerson Holder/PersonParty Reference/Contact/ PersonName/ Identification/ID	CASA and term deposit accounts	FCUBSSCV Service	SCV-PCMaint SumDtIs- Res.xsd	FCUBS_RES_ENV /FCUBS_BODY/ PCMaintSumDtIs -Res/Pc- Instruction-Details/ CUST_AC_NO	FINCORP BIB Account Payments Collections VBC	Customer Account Number
	Corporate deposit accounts	FCUBSSCV Service	SCV-PCMaint SumDtIs- Res.xsd	FCUBS_RES_ENV /FCUBS_BODY/ PCMaintSumDtIs -Res/Pc- Instruction-Details/ CUST_AC_NO		
/DepositAccount Transaction Schedule/Financial Transaction Schedule/Financial Transaction ScheduleLine/ FinancialAccount/ CurrencyCode	CASA and term deposit accounts	FCUBSSCV Service	SCV-PCMaint SumDtIs- Res.xsd	FCUBS_RES_ENV /FCUBS_BODY/ PCMaintSumDtIs -Res/Pc- Instruction-Details/ CUST_AC_CCY	FINCORP BIB Account Payments Collections VBC	Customer Account Currency
	Corporate deposit accounts	FCUBSSCV Service	SCV-PCMaint SumDtIs- Res.xsd	FCUBS_RES_ENV /FCUBS_BODY/ PCMaintSumDtIs -Res/Pc- Instruction-Details/ CUST_AC_CCY		
/DepositAccount Transaction Schedule/Financial Transaction Schedule/Financial Transaction ScheduleLine/ FinancialAccount/ FinancialAccount Holder/Financial AccountPerson Holder/PersonParty Reference/Contact/ PersonName/ FullName	CASA and term deposit accounts	FCUBSSCV Service	SCV-PCMaint SumDtIs- Res.xsd	FCUBS_RES_ENV /FCUBS_BODY/ PCMaintSumDtIs -Res/Pc- Instruction-Details/ CUST_NO	FINCORP BIB Account Payments Collections VBC	Customer Number
	Corporate deposit accounts	FCUBSSCV Service	SCV-PCMaint SumDtIs- Res.xsd	FCUBS_RES_ENV /FCUBS_BODY/ PCMaintSumDtIs -Res/Pc- Instruction-Details/ CUST_NO		

Table 50. QueryDepositAccountResponseEBM

XML Path	Account Type	Oracle FLEXCUBE Service Name	Oracle FLEXCUBE Interface Object	Oracle FLEXCUBE Interface Column	Siebel Contact Business Component	Siebel Contact Field
/DepositAccount Transaction Schedule/Financial Transaction Schedule/Financial Transaction ScheduleLine /FinancialAccount/ AccountNumber	CASA and term deposit accounts	FCUBSSCV Service	SCV-PCMaint SumDtIs-Res.xsd	FCUBS_RES_ENV /FCUBS_BODY/ PCMaintSumDtIs -Res/Pc-Instruction-Details/ CPTY_AC_NO	FINCORP BIB Account Payments Collections VBC	Counter Party Account Number
	Corporate deposit accounts	FCUBSSCV Service	SCV-PCMaint SumDtIs-Res.xsd	FCUBS_RES_ENV /FCUBS_BODY/ PCMaintSumDtIs -Res/Pc-Instruction-Details/ CPTY_AC_NO		
/DepositAccount Transaction Schedule/Financial Transaction Schedule/Next TransactionDate	CASA and term deposit accounts	FCUBSSCV Service	SCV-PCMaint SumDtIs-Res.xsd	FCUBS_RES_ENV /FCUBS_BODY/ PCMaintSumDtIs -Res/Pc-Instruction-Details/ NEXT_GEN_DT	FINCORP BIB Account Payments Collections VBC	Next Generation Date
	Corporate deposit accounts	FCUBSSCV Service	SCV-PCMaint SumDtIs-Res.xsd	FCUBS_RES_ENV /FCUBS_BODY/ PCMaintSumDtIs -Res/Pc-Instruction-Details/ NEXT_GEN_DT		
/DepositAccount Transaction Schedule/Financial Transaction Schedule/ CycleDayIncrement	CASA and term deposit accounts	FCUBSSCV Service	SCV-PCMaint SumDtIs-Res.xsd	FCUBS_RES_ENV /FCUBS_BODY/ PCMaintSumDtIs -Res/Pc-Instruction-Details/ EXEC_DAYS	FINCORP BIB Account Payments Collections VBC	Execution Days
	Corporate deposit accounts	FCUBSSCV Service	SCV-PCMaint SumDtIs-Res.xsd	FCUBS_RES_ENV /FCUBS_BODY/ PCMaintSumDtIs -Res/Pc-Instruction-Details/ EXEC_DAYS		

Table 50. QueryDepositAccountResponseEBM

XML Path	Account Type	Oracle FLEXCUBE Service Name	Oracle FLEXCUBE Interface Object	Oracle FLEXCUBE Interface Column	Siebel Contact Business Component	Siebel Contact Field
/DepositAccount Transaction Schedule/Financial Transaction Schedule/Cycle MonthIncrement	CASA and term deposit accounts	FCUBSSCV Service	SCV-PCMaint SumDtIs-Res.xsd	FCUBS_RES_ENV /FCUBS_BODY/ PCMaintSumDtIs -Res/Pc-Instruction-Details/ EXEC_MTHS	FINCORP BIB Account Payments Collections VBC	Execution Months
	Corporate deposit accounts	FCUBSSCV Service	SCV-PCMaint SumDtIs-Res.xsd	FCUBS_RES_ENV /FCUBS_BODY/ PCMaintSumDtIs -Res/Pc-Instruction-Details/ EXEC_MTHS		
/DepositAccount Transaction Schedule/Financial Transaction Schedule/Cycle YearIncrement	CASA and term deposit accounts	FCUBSSCV Service	SCV-PCMaint SumDtIs-Res.xsd	FCUBS_RES_ENV /FCUBS_BODY/ PCMaintSumDtIs -Res/Pc-Instruction-Details/ EXEC_YRS	FINCORP BIB Account Payments Collections VBC	Execution Years
	Corporate deposit accounts	FCUBSSCV Service	SCV-PCMaint SumDtIs-Res.xsd	FCUBS_RES_ENV /FCUBS_BODY/ PCMaintSumDtIs -Res/Pc-Instruction-Details/ EXEC_YRS		
/DepositAccount Transaction Schedule/Financial Transaction Schedule/Effective TimePeriod/ EndDateTime	CASA and term deposit accounts	FCUBSSCV Service	SCV-PCMaint SumDtIs-Res.xsd	FCUBS_RES_ENV /FCUBS_BODY/ PCMaintSumDtIs -Res/Pc-Instruction-Details/ END_DATE	FINCORP BIB Account Payments Collections VBC	End Date
	Corporate deposit accounts	FCUBSSCV Service	SCV-PCMaint SumDtIs-Res.xsd	FCUBS_RES_ENV /FCUBS_BODY/ PCMaintSumDtIs -Res/Pc-Instruction-Details/ END_DATE		

Table 50. QueryDepositAccountResponseEBM

XML Path	Account Type	Oracle FLEXCUBE Service Name	Oracle FLEXCUBE Interface Object	Oracle FLEXCUBE Interface Column	Siebel Contact Business Component	Siebel Contact Field
/DepositAccount Transaction Schedule/Financial Transaction Schedule/Financial Transaction ScheduleLine /FinancialAccount/ FinancialAccount Holder/Financial AccountPerson Holder/PersonParty Reference/Person Name/FullName	CASA and term deposit accounts	FCUBSSCV Service	SCV-PCMaint SumDtIs-Res.xsd	FCUBS_RES_ENV /FCUBS_BODY/ PCMaintSumDtIs -Res/Pc-Instruction-Details/ CPTY_NAME	FINCORP BIB Account Payments Collections VBC	Counter Party Name
	Corporate deposit accounts	FCUBSSCV Service	SCV-PCMaint SumDtIs-Res.xsd	FCUBS_RES_ENV /FCUBS_BODY/ PCMaintSumDtIs -Res/Pc-Instruction-Details/ CPTY_NAME		
/DepositAccount Transaction Schedule/Financial Transaction Schedule/Financial Transaction ScheduleLine/ Amount@Currency Code	CASA and term deposit accounts	FCUBSSCV Service	SCV-PCMaint SumDtIs-Res.xsd	FCUBS_RES_ENV /FCUBS_BODY/ PCMaintSumDtIs -Res/Pc-Instruction-Details/TXN_CCY	FINCORP BIB Account Payments Collections VBC	Transaction Currency
	Corporate deposit accounts	FCUBSSCV Service	SCV-PCMaint SumDtIs-Res.xsd	FCUBS_RES_ENV /FCUBS_BODY/ PCMaintSumDtIs -Res/Pc-Instruction-Details/TXN_CCY		
/DepositAccount Transaction Schedule/Financial Transaction Schedule/Financial Transaction ScheduleLine/ Amount	CASA and term deposit accounts	FCUBSSCV Service	SCV-PCMaint SumDtIs-Res.xsd	FCUBS_RES_ENV /FCUBS_BODY/ PCMaintSumDtIs -Res/Pc-Instruction-Details/ TXN_AMOUNT	FINCORP BIB Account Payments Collections VBC	Transaction Amount
	Corporate deposit accounts	FCUBSSCV Service	SCV-PCMaint SumDtIs-Res.xsd	FCUBS_RES_ENV /FCUBS_BODY/ PCMaintSumDtIs -Res/Pc-Instruction-Details/ TXN_AMOUNT		

QueryFinancialTransactionListEBM

The QueryFinancialTransactionListEBM integration objects, associated with the Financial Transaction EBO, are used in query operations in the Integration to retrieve financial transactions from Oracle FLEXCUBE Universal Banking. The application mappings used by the QueryFinancialTransactionListEBM integration objects for the query operation are provided in this topic.

Operation

Query

Service Consumer

Siebel CRM

Service Provider

Oracle FLEXCUBE Universal Banking

EBM Request and Response Operational Elements

- QueryFinancialTransactionListEBM/DataArea/Query/QueryCriteria/QueryExpression/ValueExpression/
- QueryFinancialTransactionListResponseEBM/DataArea/QueryFinancialTransactionListResponse

Information about the QueryFinancialTransactionListEBM request-and-response messages is provided in the following topics.

QueryFinancialTransactionListEBM

Table 51 lists the mapping information for the QueryFinancialTransactionListEBM.

Table 51. QueryFinancialTransactionListEBM

XML Path	Oracle FLEXCUBE Service Name	Oracle FLEXCUBE Interface Object	Oracle FLEXCUBE Interface Column	Siebel Contact Business Component	Siebel Contact Field
Element Path = "Account Number" Element Value = <Value>	FCUBSSCVService	SCV-CADtIs-Query-Req-MSG.xsd	FCUBS_REQ_ENV /FCUBS_BODY/ Accsigdetails/ AC_NO	FINCORP BIB Account Transactions VBC	Account Number
Element Path = "Branch" Element Value = <Value>	FCUBSSCVService	SCV-CADtIs-Query-Req-MSG.xsd	FCUBS_REQ_ENV /FCUBS_BODY/ Accsigdetails/ AC_BRANCH	FINCORP BIB Account Transactions VBC	Branch

Table 51. QueryFinancialTransactionListEBM

XML Path	Oracle FLEXCUBE Service Name	Oracle FLEXCUBE Interface Object	Oracle FLEXCUBE Interface Column	Siebel Contact Business Component	Siebel Contact Field
Element Path = "From Date" Element Value = <Value>	FCUBSSCVService	SCV-CADtIs-Query-Req-MSG.xsd	FCUBS_REQ_ENV /FCUBS_BODY/ Accsigdetails/ TRN_DT	FINCORP BIB Account Transaction Query	Start Date
Element Path = "To Date" Element Value = <Value>	FCUBSSCVService	SCV-CADtIs-Query-Req-MSG.xsd	FCUBS_REQ_ENV /FCUBS_BODY/ Accsigdetails/ TRN_DT	FINCORP BIB Account Transaction Query	End Date

QueryFinancialTransactionListResponseEBM

Table 52 lists the mapping information for the QueryFinancialTransactionListResponseEBM.

Table 52. QueryFinancialTransactionListResponseEBM

XML Path	Oracle FLEXCUBE Service Name	Oracle FLEXCUBE Interface Object	Oracle FLEXCUBE Interface Column	Siebel Contact Business Component	Siebel Contact Field
/SourceFinancialAccount/AccountNumber	FCUBSSCVService	SCV-CADtIs-Query-Res-MSG.xsd	FCUBS_RES_ENV /FCUBS_BODY/ SCV-CADtIs-Query-Res /AC_NO	FINCORP BIB Account Transactions VBC	Account Number
/Identification/Id	FCUBSSCVService	SCV-CADtIs-Query-Res-MSG.xsd	FCUBS_RES_ENV /FCUBS_BODY/ SCV-CADtIs-Query-Res /TRN_REF_NO	FINCORP BIB Account Transactions VBC	Transaction Reference Num
/OriginatedDate/Time	FCUBSSCVService	SCV-CADtIs-Query-Res-MSG.xsd	FCUBS_RES_ENV /FCUBS_BODY/ SCV-CADtIs-Query-Res /TRN_DT	FINCORP BIB Account Transactions VBC	Transaction Date
/DestinationFinancialAccount/AccountNumber	FCUBSSCVService	SCV-CADtIs-Query-Res-MSG.xsd	FCUBS_RES_ENV /FCUBS_BODY/ SCV-CADtIs-Query-Res /AC_NO	FINCORP BIB Account Transactions VBC	Related Account Number
/PostedDateTime	FCUBSSCVService	SCV-CADtIs-Query-Res-MSG.xsd	FCUBS_RES_ENV /FCUBS_BODY/ SCV-CADtIs-Query-Res /VALUE_DT	FINCORP BIB Account Transactions VBC	Value Date

Table 52. QueryFinancialTransactionListResponseEBM

XML Path	Oracle FLEXCUBE Service Name	Oracle FLEXCUBE Interface Object	Oracle FLEXCUBE Interface Column	Siebel Contact Business Component	Siebel Contact Field
/TypeCode	FCUBSSCVService	SCV-CADtIs-Query-Res-MSG.xsd	FCUBS_RES_ENV /FCUBS_BODY/ SCV-CADtIs-Query-Res /MODULE	FINCORP BIB Account Transactions VBC	Module
/Description	Not applicable	Not applicable	FCUBS_RES_ENV /FCUBS_BODY/ SCV-CADtIs-Query-Res /TRN_DESC	FINCORP BIB Account Transactions VBC	Transaction Code Description
/Note/Content	FCUBSSCVService	SCV-CADtIs-Query-Res-MSG.xsd	FCUBS_RES_ENV /FCUBS_BODY/ SCV-CADtIs-Query-Res /ADDL_TXT	FINCORP BIB Account Transactions VBC	Additional Text
/PurposeCode	FCUBSSCVService	SCV-CADtIs-Query-Res-MSG.xsd	FCUBS_RES_ENV /FCUBS_BODY/ SCV-CADtIs-Query-Res/EVENT	FINCORP BIB Account Transactions VBC	Event Code
/ OperationTypeCode	FCUBSSCVService	SCV-CADtIs-Query-Res-MSG.xsd	FCUBS_RES_ENV /FCUBS_BODY/ SCV-CADtIs-Query-Res/ DR CR_IND	FINCORP BIB Account Transactions VBC	Debit/Credit
/ConvertedAmount/@currencyCode	FCUBSSCVService	SCV-CADtIs-Query-Res-MSG.xsd	FCUBS_RES_ENV /FCUBS_BODY/ SCV-CADtIs-Query-Res /FCY_CURRENCY	FINCORP BIB Account Transactions VBC	Foreign Currency
/ConvertedAmount	FCUBSSCVService	SCV-CADtIs-Query-Res-MSG.xsd	FCUBS_RES_ENV /FCUBS_BODY/ SCV-CADtIs-Query-Res /FCY_AMOUNT	FINCORP BIB Account Transactions VBC	Foreign Currency Amount
/CurrencyExchange/ ConversionRate	FCUBSSCVService	SCV-CADtIs-Query-Res-MSG.xsd	FCUBS_RES_ENV /FCUBS_BODY/ SCV-CADtIs-Query-Res /EXCH_RATE	FINCORP BIB Account Transactions VBC	Exchange Rate

Loan AccountEBM

The LoanAccountEBM integration objects, associated with the Loan Account EBO, are used in create, update and query operations in the Integration. The application mappings used by the LoanAccountEBM integration objects for each of these operations is provided in the following topics:

- "CreateLoanAccountEBM" on page 254
- "UpdateLoanAccountEBM" on page 256
- "QueryLoanAccountEBM" on page 259

CreateLoanAccountEBM

CreateLoanAccountEBM is used to create account links in Siebel CRM.

Operation

Create

Service Consumer

Oracle FLEXCUBE Universal Banking

Service Provider

Siebel CRM

EBM Request Operational Element

CreateLoanAccountEBM/DataArea/CreateLoanAccount

Table 53 lists the mapping information for the CreateLoanAccountEBM.

Table 53. CreateLoanAccountEBM

XML Path	Oracle FLEXCUBE Service Name	Oracle FLEXCUBE Interface Object	Oracle FLEXCUBE Interface Column	Siebel Contact Business Component	Siebel Contact Field
/AccountNumber	FCUBSCLService	CL-NewAccount-Notify-MSG.xsd	FCUBS_NOTIFICATION/FCUBS_NOTIF_IDENTIFIER/CLACCOUNTSUMMARYRESFULL/ACCNO	FINCORP Account	Account Number
/FinancialAccount Identification/ ApplicationObjectKey/ ContextID	Not applicable	Not applicable	Value provided is CL	FINCORP Account	Sub Type

Table 53. CreateLoanAccountEBM

XML Path	Oracle FLEXCUBE Service Name	Oracle FLEXCUBE Interface Object	Oracle FLEXCUBE Interface Column	Siebel Contact Business Component	Siebel Contact Field
/FinancialAccount FinancialInstitution BranchBusinessUnit /FinancialAccount FinancialInstitution BranchBusiness UnitReference/ BusinessUnit Identification/ID	FCUBSCLService	CL- NewAccount- Notify-MSG.xsd	FCUBS_NOTIFICA TION/ FCUBS_NOTIF_ IDENTIFIER/ CLACCOUNTSUMM ARYRESFULL/BRN	FINCORP BIB Account	Branch Code
/CurrencyCode	FCUBSCLService	CL- NewAccount- Notify-MSG.xsd	FCUBS_NOTIFICA TION/ FCUBS_NOTIF_ IDENTIFIER/ CLACCOUNTSUMM ARYRESFULL/CCY	FINCORP Account	Currency
/FinancialAccount Holder/Financial AccountPersonHolder/ PersonPartyReference /PartyIdentification /ID	FCUBSCLService	CL- NewAccount- Notify-MSG.xsd	FCUBS_NOTIFICA TION/ FCUBS_NOTIF_ IDENTIFIER/ CLACCOUNTSUMM ARYRESFULL/ CPTY	FINCORP Account	Not applicable
/FinancialAccount Holder/Financial AccountPersonHolder /PersonParty Reference/Party Identification/ ApplicationObjectKey/ ID	FCUBSCLService	CL- NewAccount- Notify-MSG.xsd	FCUBS_NOTIFICA TION/ FCUBS_NOTIF_ IDENTIFIER/ CLACCOUNTSUMM ARYRESFULL/ XREF	FINCORP Account	Organizat- ion Id Acct Gen - Authorized Users - Last Name
/FinancialAccount Holder/Financial AccountPerson Holder/PersonParty Reference/Party Identification/ ApplicationObjectKey /ContextID	Not applicable	Not applicable	Values are I or C (Individual customer or Corporate customer)	FINCORP Account	Not applicable
Not applicable	Not applicable	Not applicable	Not applicable	FINCORP Account	Acct Gen - Primary Contact Id
/Status/Code	FCUBSCLService	CL- NewAccount- Notify-MSG.xsd	FCUBS_NOTIFICA TION/ FCUBS_NOTIF_ IDENTIFIER/ CLACCOUNTSUMM ARYRESFULL/ ACCSTAT	FINCORP Account	Account Status

Table 53. CreateLoanAccountEBM

XML Path	Oracle FLEXCUBE Service Name	Oracle FLEXCUBE Interface Object	Oracle FLEXCUBE Interface Column	Siebel Contact Business Component	Siebel Contact Field
/ItemReference/ItemIdentification/ID	FCUBSCLService	CL-NewAccount-Notify-MSG.xsd	FCUBS_NOTIFICATION/FCUBS_NOTIF_IDENTIFIER/CLACCOUNTSUMMARYRESFULL/PRD	FINCORP Account	Name
/MaturityDate	FCUBSCLService	CL-NewAccount-Notify-MSG.xsd	FCUBS_NOTIFICATION/FCUBS_NOTIF_IDENTIFIER/CLACCOUNTSUMMARYRESFULL/MATDT	FINCORP Account	Maturity Date
/FinancialAccountHolder/FinancialAccountSigningAuthority/TypeCode	FCUBSCLService	CL-NewAccount-Notify-MSG.xsd	FCUBS_NOTIFICATION/FCUBS_NOTIF_IDENTIFIER/CLACCOUNTSUMMARYRESFULL/OTAPPDET/RESP	FINCORP Account Contact	Type
/LoanAmount	FCUBSCLService	CL-NewAccount-Notify-MSG.xsd	FCUBS_NOTIFICATION/FCUBS_NOTIF_IDENTIFIER/CLACCOUNTSUMMARYRESFULL/OTAPPDET/AMOUNT	FINCORP Account	Loan Amount
/DisbursedAmount	FCUBSCLService	CL-NewAccount-Notify-MSG.xsd	FCUBS_NOTIFICATION/FCUBS_NOTIF_IDENTIFIER/CLACCOUNTSUMMARYRESFULL/OTAPPDET/DISBAMT	FINCORP BIB Account	Amount Disbursed

UpdateLoanAccountEBM

UpdateLoanAccountEBM is used to update a home loan account with a new customer ID in Siebel CRM.

Operation

Update

Service Consumer

Oracle FLEXCUBE Universal Banking

Service Provider

Siebel CRM

EBM Request Operational Element

UpdateLoanAccountEBM/DataArea/UpdateLoanAccount

Table 54 lists the mapping information for the UpdateLoanAccountEBM.

Table 54. UpdateLoanAccountEBM

XML Path	Oracle FLEXCUBE Service Name	Oracle FLEXCUBE Interface Object	Oracle FLEXCUBE Interface Column	Siebel Contact Business Component	Siebel Contact Field
/AccountNumber	FCUBSCL Service	CL-Modify Account-Notify-MSG.xsd	FCUBS_NOTIFICATION /FCUBS_NOTIF_IDENTIFIER/ CLACCOUNTSUMMARY RESFULL/ACCNO	FINCORP Account	Account Number
/FinancialAccount Identification/ ApplicationObjectKey /ContextID	Not applicable	Not applicable	Value provided is CL	FINCORP Account	Sub Type
/FinancialAccount FinancialInstitution BranchBusinessUnit /FinancialAccount FinancialInstitution BranchBusinessUnit Reference/Business UnitIdentification /ID	FCUBSCL Service	CL-Modify Account-Notify-MSG.xsd	FCUBS_NOTIFICATION /FCUBS_NOTIF_IDENTIFIER/ CLACCOUNTSUMMARY RESFULL/BRN	FINCORP BIB Account	Branch Code
/CurrencyCode	FCUBSCL Service	CL-Modify Account-Notify-MSG.xsd	FCUBS_NOTIFICATION /FCUBS_NOTIF_IDENTIFIER/ CLACCOUNTSUMMARY RESFULL/CCY	FINCORP Account	Currency
/FinancialAccount Holder/Financial AccountPersonHolder /PersonPartyReference /PartyIdentification/ID	FCUBSCL Service	CL-Modify Account-Notify-MSG.xsd	FCUBS_NOTIFICATION /FCUBS_NOTIF_IDENTIFIER/ CLACCOUNTSUMMARY RESFULL/CPTY	FINCORP Account	Not applicable

Table 54. UpdateLoanAccountEBM

XML Path	Oracle FLEXCUBE Service Name	Oracle FLEXCUBE Interface Object	Oracle FLEXCUBE Interface Column	Siebel Contact Business Component	Siebel Contact Field
/FinancialAccountHolder/FinancialAccountPersonHolder/PersonPartyReference/PartyIdentification/ApplicationObjectKey/ID	FCUBSCL Service	CL-Modify Account-Notify-MSG.xsd	FCUBS_NOTIFICATION/FCUBS_NOTIF_IDENTIFIER/CLACCOUNTSUMMARY RESFULL/XREF	FINCORP Account	Organizat-ion Id Acct Gen - Authorized Users - Last Name
/FinancialAccountHolder/FinancialAccountPersonHolder/PersonPartyReference/PartyIdentification/ApplicationObjectKey/ContextID	FCUBSCL Service	CL-Modify Account-Notify-MSG.xsd	Values are I or C (Individual customer or Corporate customer)	FINCORP Account	Not applicable
Not applicable	Not applicable	Not applicable	Not applicable	FINCORP Account	Acct Gen - Primary Contact Id
/Status/Code	FCUBSCL Service	CL-Modify Account-Notify-MSG.xsd	FCUBS_NOTIFICATION/FCUBS_NOTIF_IDENTIFIER/CLACCOUNTSUMMARY RESFULL/ACCSTAT	FINCORP Account	Account Status
/ItemReference/ItemIdentification/ID	FCUBSCL Service	CL-Modify Account-Notify-MSG.xsd	FCUBS_NOTIFICATION/FCUBS_NOTIF_IDENTIFIER/CLACCOUNTSUMMARY RESFULL/PRD	FINCORP Account	Name
/MaturityDate	FCUBSCL Service	CL-Modify Account-Notify-MSG.xsd	FCUBS_NOTIFICATION/FCUBS_NOTIF_IDENTIFIER/CLACCOUNTSUMMARY RESFULL/MATDT	FINCORP Account	Maturity Date
/FinancialAccountHolder/FinancialAccountSigningAuthority/TypeCode	FCUBSCL Service	CL-Modify Account-Notify-MSG.xsd	FCUBS_NOTIFICATION/FCUBS_NOTIF_IDENTIFIER/CLACCOUNTSUMMARY RESFULL/OTAPPDET/RESP	FINCORP Account Contact	Type

Table 54. UpdateLoanAccountEBM

XML Path	Oracle FLEXCUBE Service Name	Oracle FLEXCUBE Interface Object	Oracle FLEXCUBE Interface Column	Siebel Contact Business Component	Siebel Contact Field
/LoanAmount	FCUBSCL Service	CL-Modify Account-Notify-MSG.xsd	FCUBS_NOTIFICATION /FCUBS_NOTIF_IDENTIFIER/ CLACCOUNTSUMMARY RESFULL/OTAPPDET/ AMOUNT	FINCORP Account	Loan Amount
/DisbursedAmount	FCUBSCL Service	CL-Modify Account-Notify-MSG.xsd	FCUBS_NOTIFICATION /FCUBS_NOTIF_IDENTIFIER/ CLACCOUNTSUMMARY RESFULL/OTAPPDET/ DISBAMT	FINCORP BIB Account	Amount Disbursed

QueryLoanAccountEBM

QueryLoanAccountEBM is used to retrieve financial account information from Oracle FLEXCUBE Universal Banking.

Operation

Query

Service Consumer

Siebel CRM

Service Provider

Oracle FLEXCUBE Universal Banking

EBM Request and Response Operational Elements

- QueryLoanAccountEBM/DataArea/QueryLoanAccount
- QueryLoanAccountResponseEBM/DataArea/QueryLoanAccountResponse

Information about the LoanAccountEBM request-and-response messages is provided in the following topics.

QueryLoanAccountEBM

Table 55 lists the mapping information for the QueryLoanAccountEBM.

Table 55. QueryLoanAccountEBM

XML Path	Oracle FLEXCUBE Service Name	Oracle FLEXCUBE Interface Object	Oracle FLEXCUBE Interface Column	Siebel Contact Business Component	Siebel Contact Field
/Identification/ID	FCUBSCLService	CL-Info-Qry-Req-Msg.xsd	FCUBS_REQ_ENV/FCUBS_BODY/Info-Qry-Req/ACCNO	FINCORP Account	Account Number
/Identification/ContextID	FCUBSCLService	CL-Info-Qry-Req-Msg.xsd	FCUBS_REQ_ENV/FCUBS_BODY/Info-Qry-Req/BRN	FINCORP BIB Account	Branch Code
/Identification/ApplicationObjectKey/ContextID	FCUBSCLService	CL-Info-Qry-Req-Msg.xsd	FCUBS_REQ_ENV/FCUBS_BODY/Info-Qry-Req/MODULE	FINCORP Account	Sub Type

QueryLoanAccountResponseEBM

Table 56 lists the mapping information for the QueryLoanAccountResponseEBM.

Table 56. QueryLoanAccountResponseEBM

XML Path	Oracle FLEXCUBE Service Name	Oracle FLEXCUBE Interface Object	Oracle FLEXCUBE Interface Column	Siebel Contact Business Component	Siebel Contact Field
/AccountNumber	FCUBSCLService	CL-Info-Qry-Res-FULL-Msg.xsd	FCUBS_RES_ENV/FCUBS_BODY/Info-Qry-Res-FULL/ACCNO	FINCORP Account	Account Number
/FinancialAccount Identification/ApplicationObjectKey/ContextID	Not applicable	Not applicable	Hard coded to CL	FINCORP Account	Sub Type
/FinancialAccount FinancialInstitution BranchBusinessUnit/FinancialAccount FinancialInstitution BranchBusinessUnit Reference/Business UnitIdentification/ID	FCUBSCLService	CL-Info-Qry-Res-FULL-Msg.xsd	FCUBS_RES_ENV/FCUBS_BODY/Info-Qry-Res-FULL/BRN	FINCORP BIB Account	Branch Code
/CurrencyCode	FCUBSCLService	CL-Info-Qry-Res-FULL-Msg.xsd	FCUBS_RES_ENV/FCUBS_BODY/Info-Qry-Res-FULL/CCY	FINCORP Account	Currency

Table 56. QueryLoanAccountResponseEBM

XML Path	Oracle FLEXCUBE Service Name	Oracle FLEXCUBE Interface Object	Oracle FLEXCUBE Interface Column	Siebel Contact Business Component	Siebel Contact Field
/FinancialAccountHolder/FinancialAccountPersonHolder/PersonPartyReference/PartyIdentification/ID	FCUBSCLService	CL-Info-Qry-Res-FULL-Msg.xsd	FCUBS_RES_ENV/FCUBS_BODY/Info-Qry-Res-FULL/CPTY	FINCORP BIB Account	Not applicable
/FinancialAccountHolder/FinancialAccountPersonHolder/PersonPartyReference/PartyIdentification/ApplicationObjectKey/ID	FCUBSCLService	CL-Info-Qry-Res-FULL-Msg.xsd	FCUBS_RES_ENV/FCUBS_BODY/Info-Qry-Res-FULL/XREF	FINCORP Account	Organization Id Acct Gen - Authorized Users - Last Name
/FinancialAccountHolder/FinancialAccountPersonHolder/PersonPartyReference/PartyIdentification/ApplicationObjectKey/ContextID	FCUBSCLService	CL-Info-Qry-Res-FULL-Msg.xsd	Values are I or C (Individual customer, Corporate customer)	FINCORP BIB Account	Not applicable
Not applicable	Not applicable	Not applicable	Not applicable	FINCORP Account	Acct Gen - Primary Contact Id
/Status/Code	FCUBSCLService	CL-Info-Qry-Res-FULL-Msg.xsd	FCUBS_RES_ENV/FCUBS_BODY/Info-Qry-Res-FULL/ACCSTAT	FINCORP Account	Account Status
/ItemReference/ItemIdentification/ID	FCUBSCLService	CL-Info-Qry-Res-FULL-Msg.xsd	FCUBS_RES_ENV/FCUBS_BODY/Info-Qry-Res-FULL/PRD	FINCORP Account	Name
/MaturityDate	FCUBSCLService	CL-Info-Qry-Res-FULL-Msg.xsd	FCUBS_RES_ENV/FCUBS_BODY/Info-Qry-Res-FULL/MATDT	FINCORP Account	Maturity Date
/FinancialAccountHolder/FinancialAccountSigningAuthority/TypeCode	FCUBSCLService	CL-Info-Qry-Res-FULL-Msg.xsd	FCUBS_RES_ENV/FCUBS_BODY/Info-Qry-Res-FULL/Othr-Applicants/RESP	FINCORP Account Contact	Type
/BookedDate	FCUBSCLService	CL-Info-Qry-Res-FULL-Msg.xsd	FCUBS_RES_ENV/FCUBS_BODY/Info-Qry-Res-FULL/BOOKDT	FINCORP BIB Account	Book Date

Table 56. QueryLoanAccountResponseEBM

XML Path	Oracle FLEXCUBE Service Name	Oracle FLEXCUBE Interface Object	Oracle FLEXCUBE Interface Column	Siebel Contact Business Component	Siebel Contact Field
/EffectiveDate	FCUBSCLService	CL-Info-Qry-Res-FULL-Msg.xsd	FCUBS_RES_ENV/FCUBS_BODY/Info-Qry-Res-FULL/VALDT	FINCORP Account	Start Date
/Status/SubStatusCode	FCUBSCLService	CL-Info-Qry-Res-FULL-Msg.xsd	FCUBS_RES_ENV/FCUBS_BODY/Info-Qry-Res-FULL/CONSTAT	FINCORP BIB Account	Contract Status
/LoanAmount	FCUBSCLService	CL-Info-Qry-Res-FULL-Msg.xsd	FCUBS_RES_ENV/FCUBS_BODY/Info-Qry-Res-FULL/AMOUNT	FINCORP Account	Loan Amount
/DisbursedAmount	FCUBSCLService	CL-Info-Qry-Res-FULL-Msg.xsd	FCUBS_RES_ENV/FCUBS_BODY/Info-Qry-Res-FULL/DISBAMT	FINCORP BIB Account	Amount Disbursed
Components					
/LoanAccount Component/Identification/ID	FCUBSCLService	CL-Info-Qry-Res-FULL-Msg.xsd	FCUBS_RES_ENV/FCUBS_BODY/Info-Qry-Res-FULL/CLCOMPDET/COMPNAME	FINCORP BIB Account Loan Components VBC	Component Id
/LoanAccount Component/TypeCode	FCUBSCLService	CL-Info-Qry-Res-FULL-Msg.xsd	FCUBS_RES_ENV/FCUBS_BODY/Info-Qry-Res-FULL/CLCOMPDET/COMPDESC	FINCORP BIB Account Loan Components VBC	Component Name
/LoanAccount Component/Expected RepaidAmount	FCUBSCLService	CL-Info-Qry-Res-FULL-Msg.xsd	FCUBS_RES_ENV/FCUBS_BODY/Info-Qry-Res-FULL/CLCOMPDET/EXPAMT	FINCORP BIB Account Loan Components VBC	Expected Amount
/LoanAccount Component/Overdue Amount	FCUBSCLService	CL-Info-Qry-Res-FULL-Msg.xsd	FCUBS_RES_ENV/FCUBS_BODY/Info-Qry-Res-FULL/CLCOMPDET/OVDAMT	FINCORP BIB Account Loan Components VBC	Overdue Amount

Table 56. QueryLoanAccountResponseEBM

XML Path	Oracle FLEXCUBE Service Name	Oracle FLEXCUBE Interface Object	Oracle FLEXCUBE Interface Column	Siebel Contact Business Component	Siebel Contact Field
/LoanAccount Component/Remaining Amount	FCUBSCLService	CL-Info-Qry-Res-FULL-Msg.xsd	FCUBS_RES_ENV /FCUBS_BODY/ Info-Qry-Res-FULL/ CLCOMPDET/ OUTSTDAMT	FINCORP BIB Account Loan Components VBC	Outstanding Amount
/LoanAccount Component/Prepaid Amount	FCUBSCLService	CL-Info-Qry-Res-FULL-Msg.xsd	FCUBS_RES_ENV /FCUBS_BODY/ Info-Qry-Res-FULL/ CLCOMPDET/ ADVAMT	FINCORP BIB Account Loan Components VBC	Advance Amount
/LoanAccount Component/Remaining Amount/@currencyCode	FCUBSCLService	CL-Info-Qry-Res-FULL-Msg.xsd	FCUBS_RES_ENV /FCUBS_BODY/ Info-Qry-Res-FULL/ CLCOMPDET/CCY	FINCORP BIB Account Loan Components VBC	Currency
/LoanAccount Component/Effective InterestRate	FCUBSCLService	CL-Info-Qry-Res-FULL-Msg.xsd	FCUBS_RES_ENV /FCUBS_BODY/ Info-Qry-Res-FULL/ CLCOMPDET/ INTRT	FINCORP BIB Account Loan Components VBC	Latest Interest Rate
Schedules					
/LoanAccount ScheduledRepayment/ Identification/ID	Not applicable	Not applicable	Running serial number	FINCORP BIB Account Loan Schedule VBC	Component Id
/LoanAccount ScheduledRepayment/ RepaymentDate	FCUBSCLService	CL-Info-Qry-Res-FULL-Msg.xsd	FCUBS_RES_ENV /FCUBS_BODY/ Info-Qry-Res-FULL/COMPSCHE/ DUE DATE	FINCORP BIB Account Loan Schedule VBC	Schedule Due Date
/LoanAccount ScheduledRepayment/ RepaymentAmount	FCUBSCLService	CL-Info-Qry-Res-FULL-Msg.xsd	FCUBS_RES_ENV /FCUBS_BODY/ Info-Qry-Res-FULL/COMPSCHE/ AMTSETT	FINCORP BIB Account Loan Schedule VBC	Amount Settled
/LoanAccount ScheduledRepayment/ OverdueAmount	FCUBSCLService	CL-Info-Qry-Res-FULL-Msg.xsd	FCUBS_RES_ENV /FCUBS_BODY/ Info-Qry-Res-FULL/COMPSCHE/ AMTDUE	FINCORP BIB Account Loan Schedule VBC	Amount Due

Table 56. QueryLoanAccountResponseEBM

XML Path	Oracle FLEXCUBE Service Name	Oracle FLEXCUBE Interface Object	Oracle FLEXCUBE Interface Column	Siebel Contact Business Component	Siebel Contact Field
/LoanAccount ScheduledRepayment /EquatedInstallment PrincipalAmount	FCUBSCLService	CL-Info-Qry-Res-FULL-Msg.xsd	FCUBS_RES_ENV /FCUBS_BODY/ Info-Qry-Res-FULL/COMPSCH/ EMIAMT	FINCORP BIB Account Loan Schedule VBC	EMI Amount
/LoanAccount ScheduledRepayment /CurrentCycleInterest AccrualAmount	FCUBSCLService	CL-Info-Qry-Res-FULL-Msg.xsd	FCUBS_RES_ENV /FCUBS_BODY/ Info-Qry-Res-FULL/COMPSCH/ ACCRAMT	FINCORP BIB Account Loan Schedule VBC	Accrued Amount
/LoanAccount ScheduledRepayment /EquatedInstallment TotalAmount	Not applicable	Not applicable	The amortized principal is derived based on the EMI amount and the amount due For the interest component.This applies to amortized loans only.	FINCORP BIB Account Loan Schedule VBC	Amortized Principal

Index

A

- account and contact data, inquiry from Oracle FLEXCUBE** 64
- account class data mapping** 113
- account data**
 - data integration 57
 - transactions 67
- activity data**
 - creating 69
 - data integration 61
 - integration point 11

B

- batch data integration**
 - log files 47, 73
 - overview 10
 - performing 47
 - post data load tasks 49
 - process 45
 - running scenarios 47
 - staging tables 45
 - updating periodically 50
- BCTB_CONTRACT_HANDOFF staging table** 122
- BIB_ODI_ERROR_LOG log table** 73
- branch data**
 - data integration 62
 - mapping 112
- business process integration points**
 - about 11
 - description 62

C

- CASA and retail deposit data**
 - mapping 115
 - staging table 115
- CLTM_LOAN_RATE_HDF staging table** 115
- column length, constraint** 13
- context for integration, configuring** 27
- contract data, mapping** 122
- corporate deposit account data**
 - mapping 115
 - staging table 115
 - synchronization 11
- CreateCustomerInteractionEBM** 207
- CreateCustomerPartyEBM** 126

- CreateCustomerPartyResponseEBM** 143
- CreateDepositAccountEBM** 211
- CreateLoanAccountEBM** 254
- CreateSalesOpportunityEBM** 196
- CreateServiceRequestEBM** 199
- CSTM_PRD_HANDOFF staging table** 113

customer address

- constraint 13
- updating 66

customer data

- batch loading 50
- CASA 11
- inquiry from Siebel CRM 62
- integration 55
- origination 65
- relationship details 66
- transactions 66

customer information integration point

 11

customer modification integration point

 11

customer or prospect search

 11

customer workflow policies

 34

CustomerPartyEBM

- CreateCustomerPartyEBM 126
- CreateCustomerPartyResponseEBM 143

D

data integration

- about 55
- activity data 61
- batch synchronization 10
- branch data 62
- customer data 55
- financial account data 57
- lead data 60
- limit data 56
- mandate data 62
- offer data 59
- product data 62
- service request data 60

data mapping

- account class 113
- branch data 112
- CASA and retail deposit data 115
- contract (bills and collections) 122
- contract (letters of credit) 123
- corporate deposit account data 115
- CreateCustomerPartyEBM 127

- CreateCustomerPartyResponseEBM 143
- CreateDepositAccountEBM 211
- CreateLoanAccountEBM 254
- limit data 119
- mandate data 120
- product data 113
- product rate data 115
- QueryCustomerPartyResponseEBM 145
- QueryDepositAccountEBM 227
- QueryDepositAccountResponseEBM 228
- QueryFinancialTransactionListEBM 251
- QueryFinancialTransactionListResponseEBM 252
- QueryLoanAccountEBM 260
- QueryLoanAccountResponseEBM 260
- tables 111
- used by Oracle Data Integrator 111
- data transformations, verifying** 84
- database link, creating** 24
- demand deposit account, updates** 67

E

- EAI JMS Transport business service, configuring** 37
- EIM data mapping** 111
- EIM log files** 73
- end-of-day process** 47
- Enterprise Business Messages**
 - BankGuaranteeEBM 189
 - CustomerInteractionEBM 207
 - CustomerPartyEBM 125
 - DepositAccountEBM 211
 - DocumentaryCollectionEBM 173
 - DocumentaryCreditEBM 174
 - FinancialTransactionEBM 251
 - importing to Siebel Tools 80
 - LineOfCreditEBM 170
 - LoanAccountEBM 253
 - MarketingOfferEBM 194
 - SalesOpportunityEBM 196
 - ServiceRequestEBM 198
- Enterprise Object Library**
 - components 77
 - copying from Foundation Pack 80
- error handling, Siebel CRM** 71

F

- FIN_CON_CITIZENSHIP LOV** 39
- financial account data**
 - batch loading 50
 - data integration 57
 - inquiry from Siebel CRM 62
 - origination 65

- financial transactions, inquiry from Siebel CRM** 62
- FINCORP BIB Loan Account Upsert FAF Workflow.xml file** 93
- FINS BIB Loan Account Create Workflow.xml file** 103
- fire-and-forget inbound Web services** 54
- fire-and-forget outbound Web services** 55

G

- GETM_LIMITS_HANDOFF staging table** 119

H

- home loan account, customer assignment** 67

I

- inbound Web services**
 - fire-and-forget 54
 - synchronous 54
- inquiries**
 - from Oracle FLEXCUBE Universal Banking 64
 - from Siebel CRM 11, 62
 - offers 64
- integration context, configuring** 27
- integration customization**
 - data transformations 84
 - deploying workflows 86
 - editing WSDL files 87
 - importing EBMs to Siebel Tools 80
 - planning 77
 - process 79
 - Web services 92
- Integration files**
 - accessing 18
 - deploying in an Oracle Data Integrator environment 20
- integration packages**
 - generating scenarios 30
 - list of 45
- integration points**
 - account transactions 67
 - activities 69
 - creating leads 68
 - customer transactions 66
 - inquiries from Oracle FLEXCUBE Universal Banking 64
 - inquiries from Siebel CRM 62
 - origination of customers and financial accounts 65
 - service requests 68
- integration user, creating** 49
- integration variables**

- configuring in Oracle Data Integrator (development) 28
- configuring in Oracle Data Integrator (production) 32
- integration workflows, activating** 40

J**Java environment**

- configuring the EAI JMS Transport business service 37
- setting up 36

L**LCTB_CONTRACT_HANDOFF staging table** 123**LDTM_CDRATE_HANDOFF staging table** 115**lead creation integration point** 11**lead data**

- creating 68
- data integration 60

limit data

- integration 56
- mapping 119

loan data

- account information 11
- mapping 115

log files

- batch data integration 47, 73
- EIM 73
- online integration 71
- Siebel CRM 71

LOVs, modifying 39**M****mandate data**

- data integration 62
- mapping 120

master repository, importing 20**O****offer data**

- data integration 59
- inquiries from Oracle FLEXCUBE 64

offers inquiry for existing customers 11**online data integration**

- about 53
- error handling 71
- log files 71
- Oracle FLEXCUBE errors 74
- overview 11

Oracle AIA concepts 76**Oracle AIA Foundation Pack**

documentation 15

installing 80

Oracle Data Integrator

- configuring (development environment) 24
- configuring a context for the integration 27
- configuring integration variables 28
- connecting to Oracle FLEXCUBE and Siebel databases 24
- data mappings used 111
- entities synchronized 10
- generating scenarios 30
- implementing the integration (production environment) 30
- installing 18
- integration variables 28
- packages 45
- running scenarios 47
- staging tables 45

Oracle FLEXCUBE database

- connecting to 24, 25
- creating the database link 24

Oracle FLEXCUBE Universal Banking

- configuring integration components 43
- data mapping to EIM tables 111
- end-of-day process 47
- inquiries from 64
- online integration errors 74
- preparing for batch data loads 47
- staging tables 45

origination

- activity data 69
- customer data 65
- financial account data 65
- lead data 68
- service requests 68

outbound Web services

- configuring 42
- configuring JMS 35
- fire-and-forget 55
- queue and connection factory details 38
- synchronous 54

P**PCTM_CLIENT_HANDOFF staging table** 120**product data**

- mapping 113
- synchronizing 62

product features in Siebel CRM 40**product rate data, mapping** 115**production environment**

- implementing the integration 30
- importing Oracle Data Integrator scenarios 31

modifying scenarios 32
transferring scenarios to 31

Q

QueryBankGuaranteeEBM 189
QueryCustomerPartyEBM 143
QueryCustomerPartyListEBM 148
QueryCustomerPartyResponseEBM 145
QueryDepositAccountResponseEBM 228
QueryDocumentaryCollectionEBM 173
QueryDocumentaryCreditEBM 178
QueryFinancialTransactionListEBM 251
QueryFinancialTransactionListResponseEBM 252
QueryLineOfCreditEBM 170
QueryLoanAccountEBM 259
QueryLoanAccountResponseEBM 260
QueryMarketingOfferEBM 194
QueryServiceRequestListEBM 204
queue and connection factory details, updating 38

R

relationship data (customer) 66

S

scenarios
generating 30
importing 31
modifying variables 32
running 47
transferring between repositories 31
service request data
data integration 60
online integration 68
service request integration point 11
Siebel CRM
batch data log files 73
error handling 71
inquiries from 62
log files 71
Siebel CRM Integration to Oracle FLEXCUBE Universal Banking
customizing 75
implementing in a production environment 30
installing and configuring 17
overview 9
software requirements 14
solution assumptions and constraints 13
troubleshooting 71
Siebel database
connecting to 24, 26

creating a database link 24

Siebel Financial Services application

configuring 33
integration user 49
integration workflows 40
modifying LOVs 39
post data load tasks 49
product features 40

software requirements for the

Integration 14

solution assumptions and constraints 13

staging tables 45

STTM_ACCLASS_UDE_VALHF staging table 115

STTM_ACCLASS_HANDOFF staging table 113

STTM_BRANCH_HANDOFF staging table 112

synchronous inbound Web services 54

synchronous outbound Web services 54

T

term deposit account information transactions 11

accounts 67
customer data 66
financial 62

U

UpdateCustomerPartyEBM 161
UpdateDepositAccountEBM 218
UpdateLoanAccountEBM 256
updates to batch data 50
UpdateServiceRequestEBM 202

W**Web services**

configuring 42
customizing 92
fire-and-forget inbound 54
fire-and-forget outbound 55
setting queue and connection factory details 38
synchronous inbound 54
synchronous outbound 54

work repository, creating 21

Workflow Monitor Agent

configuring 33
creating 34
monitoring customer policies 34

workflows

activating 40
configuring the Workflow Process Manager 35
deploying 86

editing 38
sample files 93

WSDL files, editing 87

