

**micros**<sup>®</sup>



**Development  
Main Release Notes**

**micros**<sup>®</sup>  
Fidelio Suite8

**Version 8.9.4.0  
MICROS Fidelio Suite8  
Documentation**

This document has been prepared by MICROS-Fidelio GmbH and is available to a select group of individuals for informational purposes. This is a confidential document that contains concepts, methods and other proprietary information. Readers are to treat the information herein as confidential.

Information in this document is subject to change without notice.

MICROS-Fidelio GmbH. makes no warranty of any kind with regard to this material, including but not limited to the implied warranties of marketability and fitness for a particular purpose.

MICROS-Fidelio GmbH Ltd. shall not be liable for errors contained herein or for incidental or consequential damages in connection with the furnishing, performance, or use of this material.

Copyright © 2013 MICROS-Fidelio GmbH. All Rights Reserved. No part of this publication may be reproduced, photocopied, stored on a retrieval system, or transmitted without the express prior written consent of the publisher.

## Version 8.9.4.0

Check list with required upgrade steps for **8.9.4.0**:

- Make an export of the user V8LIVE.
- Make sure, that the database has been updated to version 8.9.3.0.

Run all the update scripts needed for this new version.

- Updating from 8.9.3.0:
  - > 8\_9\_3\_0\_to\_8\_9\_4\_0#0.sql
  - > 8\_9\_3\_0\_to\_8\_9\_4\_0#1.sql
  - > 8\_9\_3\_0\_to\_8\_9\_4\_0#2.sql
  - > 8\_9\_3\_0\_to\_8\_9\_4\_0#3.sql

Run the following statements, connected to Oracle as SYSDBA (these statements are also part of the script 10\_runasSYSDBA.sql - however, they are already required to avoid possible compilation errors when creating all views and procedures). The variable SCHEMANAME needs to be replaced with the name of the live user (usually V8LIVE):

```
CREATE OR REPLACE view sys.x_$ksppi as select * from SYS.X$KSPPI;
CREATE OR REPLACE view sys.x_$ksppsv as select * from sys.X$ksppsv;
GRANT connect to SCHEMANAME;
GRANT create session to SCHEMANAME;
GRANT create table to SCHEMANAME;
GRANT create type to SCHEMANAME;
GRANT create procedure to SCHEMANAME;
GRANT create view to SCHEMANAME;
GRANT create trigger to SCHEMANAME;
GRANT create sequence to SCHEMANAME;
GRANT create materialized view to SCHEMANAME;
GRANT select on v_$session to SCHEMANAME;
GRANT select on gv_$session to SCHEMANAME;
GRANT select on v_$database to SCHEMANAME;
GRANT select on dba_indexes to SCHEMANAME;
GRANT select on dba_tables to SCHEMANAME;
GRANT select on dba_users to SCHEMANAME;
GRANT select on dba_tab_columns to SCHEMANAME;
GRANT select on dba_ind_columns to SCHEMANAME;
GRANT select on dba_ind_expressions to SCHEMANAME;
GRANT select on v_$sess_io to SCHEMANAME;
GRANT select on v_$statname to SCHEMANAME;
GRANT select on v_$sql to SCHEMANAME;
GRANT select on v_$sysstat to SCHEMANAME;
GRANT select on v_$parameter to SCHEMANAME;
GRANT select on v_$instance to SCHEMANAME;
GRANT select on dba_free_space to SCHEMANAME;
GRANT select on dba_data_files to SCHEMANAME;
GRANT select on v_$log to SCHEMANAME;
GRANT select on v_$tablespace to SCHEMANAME;
GRANT select on sys.x_$ksppi to SCHEMANAME;
GRANT select on sys.x_$ksppsv to SCHEMANAME;
GRANT select on dba_rsrc_plan_directives to SCHEMANAME;
GRANT execute on dbms_crypto to SCHEMANAME;
GRANT execute on dbms_snapshot_util to SCHEMANAME;
```

GRANT create any table to SCHEMANAME;  
GRANT select on dba\_temp\_files to SCHEMANAME;  
GRANT select on dba\_tablespaces to SCHEMANAME;  
GRANT select on gv\_\$sort\_segment to SCHEMANAME;

After the update, please run the following scripts:

-> 01\_allviews.sql  
-> 02\_allprocs.sql  
-> 03\_generated.sql  
-> 04\_autoindexes.sql  
-> 05\_200index.sql  
-> 06\_comments.sql  
-> 07\_afterVersionUpdate.sql

Rebuild all indexes as described in the documentation (see also ftp.v8.myfidelio.com/Oracle/Publications connected as user V8).

Run 08\_gatherstatisticsforall.sql (see also ftp.v8.myfidelio.com/Oracle/Publications connected as user V8).

**Run the statements in the script 10\_runasSYSDBA.sql by following the instructions as described in the file.**

Use latest register.bat for new installations or minregister.bat for updates, both are provided with the new executables and DLL's.

Update existing VerCtrl.ini with new DLL's, Html's and Help Files or use latest one from FTP.

Run Sequence Fix (Suite8 -> Setup -> Miscellaneous -> System Maintenance -> Database -> Sequence Fix).

Execute Primary key existence check (Suite8 -> Setup -> Miscellaneous -> System Maintenance -> Miscellaneous -> System Check -> Database -> Primary key existence) and make sure no primary keys are missing (except for WLNR, WNEB and STAB).

Update Mailing (Suite8 -> Setup -> Miscellaneous -> Updates -> Mailing Update -> import mailing.sql provided with this release)

Update Translation (Suite8 -> Setup -> Miscellaneous -> Updates -> Translation -> Import Translation Manually -> import translation file provided by local office)

**Please note that updating an existing Online Interface installation requires to first uninstall and then to reinstall the interface by using the new Online Interface Install Shield shipped with this release.**

**When upgrading the web booking engine to the newest version, it is from version 8.9.2.5 onwards mandatory to encrypt the password stored in the file global.asax.**

**The tray icon of the Fidelio Server is not visible anymore when running as a service on a Windows 2008 server. This is due to changes in the operating system, however a workaround is provided, please refer to the Help File->How To->Fidelio Server->Fidelio Server->Installing Fidelio Server as a Windows Service on a Windows 2008 Server.**

Check these release notes for new features/changes in Suite8.

Please refer to TT 5 for an overview of all new user rights.

□ Check which version of Oracle is used at the moment.

Oracle 10g Release 2 (10.2.0.5) for the database installation or Oracle 11g Release 2 (11.2.0.3) for the database installation (32bit or 64bit) **and** client installation (32bit) has to be used.

Please note, it is imperatively required to install Oracle with the parameter setting 'compatible=10.2.0.4'. Please refer to the latest install shield 8.9.3.0.

**Please note, as of version 8.9.3.0 .Net Framework 4 needs to be installed on the web server hosting the Suite8 Homepage.**

Each workstation using XML communication from Suite8 needs to have MSXML 4.0 or 6.0 installed. This is not only required for the XML-Interface, but also for Fiscal Printer Interface, Allgaeu Walser Card or Leisure/Bella Vita. The latest Install Shields are also checking the version of MSXML and will give a warning message in case only elder versions are found.

The file ifcaction.dll (required for ifcbusi.dll) has been changed to ifcaction.tlb, which requires a new version of verctrlV8.exe in order to successfully register this library after having been copied to other workstations. Another executable REGTLIB.exe needs to be in the same directory as the verctrlV8.exe. Both files are available on the FTP.

## S8 Accounts Receivable

### Accounts Receivable

#### **New Functionality/Feature**

---

- 22044 TT 22044 Cashiering->Accounts Receivable->Reminder Letters & Statements: The option 'View' has been added to the Reminder Letters & Statements Menu in Accounts Receivable allowing viewing the reminder letters /statements with their details in HTML View. The files: 'ar\_reminderletter\_htmlview.htm' and 'ar\_reminderletter\_htmlview.qry' have been added to the standard HTML files. The HTML always indicates all reminder letters with their details from the list, even if only one or few are selected.

## S8 Cashiering

### Cashiering

#### New Functionality/Feature

---

- 21261 TT 21261 Cashiering, Customer Profiles->Membership Type & Configuration->Global Settings->Country Specifics1 tab->Italian Settings: The flag: 'Enable Codice Fiscale Validation' has been added to the Country Specifics1 tab for Italy. If this is activated, a validation is performed whenever a new membership card with the role: '9' (Fiscal Code') is entered on the Profile. This has been implemented since Suite8 Version 8.9.3.0. 82590
- 21357 TT 21357 Cashiering->Billing->Check Out->Folio Styles: The field: 'Open Setup before Print' has been added to the Folio Styles dialog, if selected, when pressing 'Print' button, the Printer Setup dialog is prompted and allows changing the Printer of choosing another Tray.
- 21865 TT 21865 Cashiering->Cashier Functions->Billing History: The option: 'C/L' Number' has been added to the Filter Options under Billing History. It is then also available on the Grid to display this number. Search and display by City Ledger Invoice Number is only available with the flag: 'Allow separate Folio Numbers for City Ledger Folios' activated under Global Settings->Billing3 tab. While introducing this feature and working on the Filter and 'Search' Options, the 'Search' by 'Invoice Number' has been enhanced when searching for Invoice Numbers under Billing History. 85511
- 22323 TT 22323 Cashiering->Billing->Rounding & Global Settings->Country Specifics2 Tab->'Enable Only Integer amounts allowed for cash payments': If the flag: 'Enable Only Integer amounts allowed for cash payments' is activated under Global Settings > Country Specifics 2 tab, the rounding for amounts with .50 is always rounded up to the next full amount, this is a legal requirement in the Czech Republic. In previous versions, the usual rounding was used which resulted in some postings to be rounded down. Since Suite8 Version 8.9.3.1 values are always rounded up, so when posting 65.50 the amount is rounded up to the value of 66. 88477

#### Issues fixed

---

- 17705 TT 17705 Cashiering->Billing & Quick Keys->Lock Station (F8) & Interface Functions (Shift + F8): With the reinvention of the Quick Key 'F8', allowing to switch users in Billing, one issue was found: when pressing 'Shift' + 'F8', the Quick Key to open the Interface Functions dialog box, prompted the login dialog box (F8) as well. This has been fixed since Suite8 Version 8.9.3.1. 66011
- 21706 TT 21706 Cashiering->Billing->Check Out Options->Post Departure key & Global Settings->Billing3 tab->Post Departure Keys: If a reservation had a billing instruction to another reservation or financial account, the message: 'Reservation Post Check Out for ... not successful. Validation error: Invalid window Number!' was prompted upon selecting 'Post Departure Key'. Also a wrong message was displayed: 'Check out not possible, guest not checked in'. These issues have been fixed. 84914
- 21815 TT 21815 Cashiering->Billing History & Global Setting->Country Specifics2 Tab->Spanish Credit Note Handling: Suite8 was still active on the Task Manager even if it was closed in the event that the flag: 'Spanish Credit Note' was activated and Billing History was opened. This has been fixed in Suite8 Version 8.9.3.1.

### Cashiering

#### Issues fixed

---

- 21817 TT 21817 Cashiering->Billing->Package Allowance & Reservation->Packages: If a package, configured as print separate package, was linked to a reservation, but only for some days of the reservation stay, the package profit posting was linked to the room charge instead of the master package posting. This resulted in issues on the tax break down when printing the invoice and has been fixed since Suite8 Version 8.9.3.1.
- 22127 TT 22127 Cashiering->Billing->Deposit Posting & Global Settings->Country Specifics1 Tab->Enhanced Deposit Handling: The default currency symbol on the Deposit dialog box under Billing refers to the entered currency code for Cash under Configuration->Cashiering->Currencies, since Suite8 Version 8.9.3.1. In previous versions, it was always indicating 'EUR' as currency. 87488
- 22148 TT 22148 Cashiering->Posting->Manual Posting: The dialog box for 'Manual Posting' was closed in the event that a department code with a manual price and the field: 'Lock Department' selected and the user had no rights to change the default price. For example: When changing the user right under 'Cashiering->Change Default Prices' and setting this to 'N'. Logging off and in again with this user, then opening Cashiering->Posting and selecting a room, choosing a department code with a default price defined, selecting the field: 'Lock Department Info' and pressing Enter, the Posting details were displayed on the top, then choosing another room or account on the manual posting dialog, pressing 'TAB' key and then 'Enter', the Window closed. This has been fixed. 87537
- 22149 TT 22149 Cashiering & Configuration->Global Settings->Country Specifics->Enhanced Deposit Handling: The posted exchange rate was not correct when using 'Enhanced Deposit Handling' and posting a deposit in a foreign currency. For example: With an exchange rate setup for 1 EUR equal to USD 1,22 when making a new reservation and selecting 'Billing->Deposit' from the options menu and posting a deposit in a USD, with above exchange rate, then checking the posted exchange rate, it was '0,8197'. This has been fixed. 87498
- 22150 TT 22150 Cashiering->Billing->Folio & Configuration->Global Settings->Country Specifics->Polish Settings: When closing the Folio dialog box with 'X' instead of pressing 'Close' button and with Global Settings for Poland activated, a record was missing in the table 'Zwin', the billing window control file. This resulted in incorrect values in Back Office and Correction Invoice Reports and the invoice which was not properly closed did not have a Room or Account number assigned in Billing History and could not be opened in Billing History. This has been fixed. 87477

### Voucher Management

#### Issues fixed

---

- 22105 TT 22105 Cashiering->Voucher Management->Edit Voucher: When typing information in the field: 'Individual Text', the entered text was not saved upon pressing 'Ok' button. This has been fixed in Suite8 Version 8.9.2.6. 87357



## S8 CCM

### Booking Master

#### Issues fixed

---

22157 TT 22157 Meeting Planner->Events Management->Events->Copy: When copying an event which is part of a package, the field: 'Include Resources' on the Copy Event dialog is no longer selected by default. The resources referred to on this dialog were the resources linked to the event but not the ones on the package, therefore the default selection of the field 'Include Resources' has been removed.

87618

22227 TT 22227 Meeting Planner->Booking Master Edit->Forecast: The forecast for blocks on this tab did not always display the correct figures, for example if reservations from the block were picked up then the picked up reservations were not taken into consideration. This has been enhanced, the view 'V8\_CCM\_Rooms\_Block' has been added and grants that the split reservations of Blocks are taken into consideration, also NET and VAT amounts for Block reservations are indicated on the Booking Master Forecast Tab.

### Reports

#### New Functionality/Feature

---

19916



TT 19916 Meeting Planner->Conference Booking->Function Sheet & Configuration->Global Settings->Reports->Repots2 Tab->Display changes in CCM Reports: Functionality has been added allowing to display changes on Conference Bookings in CCM Reports, for example if something changes on the booking, such as the number of the contract, the changes can be selected and indicated in different color on the Function Sheet. To use this, the report templates need to be adjusted and the flag: 'Display changes in CCM Reports' has to be activated under Global Settings->Reports->Report2 Tab. If this is activated, the field: 'Select start time of changes' is available when pressing 'Print' button on the Conference Booking and opening the 'Print Booking' dialog. Selecting the new template and this field and pressing 'Print' or 'Preview' Button, opens a 'Change time' dialog, displaying the Time, Contract Number and Description of the change from the User Log file. From this 'Select change time' dialog, the corresponding change can be selected and is then indicated, for example in different color, on the Function Sheet, based on the user log entries of the Booking. It is also possible selecting this field by default per user under Miscellaneous -> User Settings ->Search Screens-> Display changes in CCM Reports. For the Suite8 standard reports, a Function Sheet displaying changes in different color has been added and can be used on the report template: '75004 Functionsheet with changes'. A detailed description on how to indicate changes on CCM Reports can be found in the document 'Display changes in CCM Reports.pdf'.

76194

#### Issues fixed

---

22341 TT 22341 Meeting Planner & Configuration->Users->User Log: Changes made on Billing Instructions can now be recorded in the User Log File by activating the Entry: Booking->Billing Instructions.

## S8 CRM

### Calendar

#### Issues fixed

---

- 22340 TT 22340 Customer Relation->Task & Activities & Quick Keys->Calendar (F4): An access violation message was prompted when creating an activity for more than one year and then selecting Calendar (F4). This has been solved.

### Miscellaneous

#### New Functionality/Feature

---

- 21455 TT 21455 Customer Relation->Profiles->Guest Comments & Configuration->Users->Rights: User rights for viewing, inserting, editing and deleting Guest Comments can now be assigned. In previous version Guest Comments were not controlled by user rights. When updating to this version, all rights for Guest Comments are assigned by default.

75309

### Profile Management

#### New Functionality/Feature

---

- 22051 TT 22051 Customer Profiles->Options->Merge with another Profile & Configuration->Global Settings->Profile2 tab: The flag: 'Ignore duplicate elements when merging' has been added to the Profile 2 Tab. If activated, duplicate elements are ignored upon merging, for example, the duplicate element will be ignored upon merging when a profile is merged with another profile and the same communication type is entered with the same details. In previous versions this option was only available when using Hotel Connector on the Hotel Connector1 tab under Global Settings. It has been moved to the Profile2 tab, as it is required also for the standard 'Profile Merge'.

89630

#### Issues fixed

---

- 21274 TT 21274 Customer Relation->Profiles & Setup->Miscellaneous->System Maintenance->CRM->Profile Import: When importing Profiles from an Excel file, the information for 'Marketing Info' was written into the wrong field in the event that there were two entries in the table 'XPDA', the table storing customized Attributes, with the same short description, for example a Mailing Code and an Industry Code with the same short description, such as 'ADV'. In this event, the first one found was taken regardless of the type, so upon importing the Mailing Code 'ADV' and linking Mailing Code to the correct Excel column, the information was written into the field 'Industry Code' and not into the 'Mailing Code' upon Import. This has been fixed.

82470

- 22182 TT 22182 Customer Profiles->Profiles->Edit->More Fields: When using a customised profile screen with the Profile Panel for Personal Documents added to the main individual Profile edit dialog and entering a personal document number on this page, then clicking on the 'More Fields' tab and then navigating back to the Profile dialog, the information entered in the Personal Documents number field was removed. This has been fixed. The handling of loading or displaying personal documents of the profile has improved and a change in the screen is visible on all Tabs where personal documents are displayed.

87825

## S8 General

### Housekeeping

#### New Functionality/Feature

---

- 22023 TT 22023 Configuration->Reservation->Room Management->Room Status & Rooms Management->Out of Order: The field: 'Return Status' has been added to the Room Status configuration. It allows selecting a default return status for Rooms with the Status: 'Out of Order' and 'Out of Service'. When placing a room to the status 'Out of Order' or 'Out of Service', the entered 'Return Status' is filled from this default.
- 22328 TT 22328 Rooms Management->Out of Order: When pressing 'Delete' button on a room with the status 'Out of Order', the message: 'Do you want to update status with defined return status?' prompts. Answering with 'YES' updates the room status with the defined return status, answering with 'No' keeps the current status.

### IFC Functionality

#### New Functionality/Feature

---

- 22113 TT 22113 Interfaces->Virtual Numbers->Print Out & Reservation->Options->Virtual Numbers: Functionality has been added for printing a label or printing the Virtual Number information when assigning a number upon Check In by pressing the 'Print' button. It is also possible to reprint this information from the Reservation Navigator -> Options Menu for already assigned numbers. To use this, the report: 'FCR\_PMS\_73930\_VIRTUAL\_NUMBER.RTF' included in the standard reports, has to be added to a report section with the section role 'Virtual Number Assignments'.
- 22302 TT 22302 Interfaces->Virtual Numbers & Key Interface & Suite8: The menu options for 'Virtual Numbers' and for 'Make Key' were disabled on the day of departure; however, they were needed in the event that a guest got a late Check Out and when reprinting of the Virtual Number Label or cutting a new key was required. This has been fixed.

### Maintenance

#### New Functionality/Feature



---

- 19908 TT 19908 General->Linking Pictures & Rooms Management->Maintenance->Link Pictures: Functionality has been added allowing linking Pictures to Maintenance Tasks. On the Maintenance dialog when selecting a task and pressing 'Link Pictures' button, pictures related to the task can be linked, either by pressing 'Scan', to scan an image, 'Browse' to select a picture from a directory or via drag & drop from Windows Explorer, moving a selected image to the 'Task Image' dialog box. The feature for dragging files from another directory and dropping them when linking documents or pictures has been added to all dialog options where documents or pictures can be linked, such as: on Company & Individual Profiles when linking documents, Calendar Events on the pictures tab and on the Configuration dialog boxes for Packages, Rates, Room Types and Restaurant Setup.
- 20623 TT 20623 General->Rooms Management->Maintenance: When entering a new task and the locality is an occupied room, the guest profile of the guest is automatically filled in the field: 'Guest', if there are more than one guest occupying the room, the corresponding profile can be selected when pressing 'Arrow Down' next to the field: 'Guest'. To display the field 'Guest', the maintenance task has to be with the 'Origin' 'Guest generated'.

79218

### Maintenance

#### New Functionality/Feature

- |       |   |       |
|-------|---|-------|
| 20939 |  <p>TT 20939 General-&gt;Maintenance, Configuration-&gt;Miscellaneous-&gt;Maintenance-&gt;Maintenance Groups &amp; Rooms Management-&gt;Housekeeping: If the Maintenance Group is marked for 'Notify in HK Screen' on the Maintenance Configuration, the number of Maintenance Tasks on a room is indicated since this version in Housekeeping in the column: '#Maintenance Task'. Use the right mouse click on the Maintenance Task to view this Task.</p>  | 81217 |
| 21248 | <p>TT 21248 Rooms Management-&gt;Maintenance &amp; Guest Comments: On the guest comments dialog, the number of open resolved tasks is indicated in the column: 'Open/Resolved', for example if a task is assigned and open, this is indicated in the 'Open/Resolved' column as: 1/0.</p>  | 82473 |
| 21785 |  <p>TT 21785 General-&gt;Maintenance &amp; Global Settings-&gt;Generic3 tab-&gt;Hotel Maintenance: The flag: 'Use as Guest Service Center' has been added to the Global Settings-&gt;Generic3 tab. If this is activated, the Maintenance Module is used for Guest Services. The menu options for Maintenance will then be called Guest Service Center and Guest Service Center is available via the Miscellaneous drop down menu. Please note: The user rights for Maintenance are also renamed to Guest Service Center and need to be assigned per user, as they will be set to 'N' when activating this flag in a property already using the Maintenance Module.</p> | 82472 |
| 22088 | <p>TT 22088 General-&gt;Maintenance &amp; Global Settings-&gt;Generic-&gt;Hotel Maintenance7: The flag: 'Reverse Order Maintenance Type Tree in Screens' has been added to the Global Settings-&gt;Hotel Maintenance7 tab. If activated, the order of the Maintenance Type Tree and search screens is as follows:<br/>Responsible Department<br/>Group<br/>Type<br/>If not activated, the order is:<br/>Type<br/>Group<br/>Responsible Department</p>   | 82472 |
| 22136 | <p>TT 22136 General-&gt;Rooms Management-&gt;Maintenance &amp; Configuration-&gt;Global Settings-&gt;Generic-&gt;Hotel Maintenance 7 tab: The flag: 'Keep Maintenance Notes' has been added to the Generic Hotel Maintenance 7 tab. If activated, the maintenance notes entered on a maintenance task are kept in History and are available when editing the Maintenance Task and pressing 'Notes History' Button. In previous versions, the notes could be overwritten or deleted and were not recorded as to refer to the history.</p>  | 84416 |

### Miscellaneous

#### New Functionality/Feature

- |    |   |
|----|---|
| 10 | <p>TT 10 The following views have been added:<br/>- V8_REP_MATRIX_WDAT_YPRM<br/>- V8_REP_MATRIX_WDAT_YPRR<br/>Views added for wordmerge contracts<br/>-V8_CCM_ROOMS_IND<br/>-V8_CCM_ROOMS_GRP<br/>-V8_CCM_ROOMS_RES_DET<br/>-V8_CCM_ROOMS_BLOCK</p> |
|----|---|

## Miscellaneous

### New Functionality/Feature

---

The following views have been changed:

- V8\_ED\_FOLIO\_REV\_INFO\_ZUDD\_PD, V8\_ED\_FOLIO\_REV\_INFO\_ZUDD\_PS: add sort order by ddesc
- V8\_CCM\_FS\_ROOMS\_DET, V8\_CCM\_FS\_ROOMS: added field calc\_price
- V8\_REP\_YPOS\_FC\_XCMA, V8\_REP\_YPOS\_FC\_XCMA\_STATYPE1, V8\_REP\_YPOS\_FC\_XCMA\_STATYPE2, V8\_REP\_YPOS\_FC\_XCMA\_STATYPE345, V8\_REP\_XCMA\_HISTFOR: added fields for bookingposition
- V8\_REP\_ZPOS\_GROSS\_NET: field guestname in relation to zwin\_invoice\_to\_xcms\_id, new field zwin\_invoice\_to\_xcms\_id
- V8\_ED\_BLOCK\_DETAILS: cancelled picked up reservations where deducted from rooms available. corrected. Added YBLH\_YBOM\_ID, YBST\_CANCELSTATUS, YBST\_openforpickup
- V8\_ED\_CCM\_YBOM\_YEVM: added StdMenusFlag, MiscItemsFlag, yevm\_notes\_flag, yebs\_notes\_flag, DoorCardFlag for word merge contracts
- V8\_ED\_CCM\_YEVM\_DATES: added packageflag for word merge contracts.
- V8\_ED\_CCM\_YEVM\_YEBR: added YEVM\_ID||yebrycic.ycic\_id YEVM\_YCIC\_ID for word merge contracts.
- V8\_CCM\_BILING\_INSTRUCTIONS: add YBIS\_ID TT 19916
- V8\_ED\_FOLIO\_MAIN\_INFO: added ZWIN.ZWIN\_INVOICE\_TO\_CONTACT\_ID

The following functions have been changed:

- V8\_FNC\_YPAL\_REP\_INFOS: added optional field WLANID to translate type of package (textfield)
- V8\_FNC\_YEBR\_INFOS: added option 47 : TR\_YEBR\_DESCRIPTION: Returns Item Description translated.

The following functions have been added:

- V8\_REP\_STATICTEXT: Translation of static text in word merge (Html reports sql part)
- v8\_rep\_translatedate: Translation of dates in word merge (Html reports sql part)

22075

TT 22075 Configuration->Miscellaneous->Question & Answers: The option: 'HIS checkout approval request' has been added to the Question & Answers Option.

87124

### Issues fixed

---

15672

TT 15672 Miscellaneous->Budget->Revenue Budget->Mass Settings: The Budget figures were incorrect because a record was not saved in the Table: 'SBUD', the table storing the Budget figures, when displaying all department codes and performing the following steps on the Mass Settings Tab: Set the 'Start Date' to '1st January 2009' press 'Refresh' button, select department code 'Accommodation' and enter in field above the calculator '10.000' insert this by using the green arrow- and pressing 'Save' button, answer the message prompt: 'Existing Values will be overwritten. Do you want to continue' with YES, then select the 'Start Date' '1st January 2008, press 'Refresh' button, select 'Extra Bed' and enter manually into the month of September the value '10', press 'Save' button and select 'No' on the message prompt, not for whole year, then press 'SAVE' again and select 'Yes' on the message prompt. Select the 'Start Date' for 1st January 2009 and press 'Refresh' button, the value for 'Accommodation' was then '9.6.77,42' which was not correct and has been fixed.


56656

### Miscellaneous

#### Issues fixed

- 21748 TT 21748 Configuration->Miscellaneous->Scheduled Tasks: When sending automated Email via Trigger based Scheduled Task, such as launching Confirmation Letters via Email, the Confirmation Letters were not linked to the corresponding reservations and therefore did not display on the Confirmation Letter History dialog. This has been enhanced and is working since this version.
- 21902 TT 21902 General->Navigation Keys & Reservation: When clicking on a field with the '...' buttons next to, upon editing a reservation, such as 'Room' then pressing 'Alt' and 'Arrow Down' the Room Search dialog did not open. This feature was not used by many but has been fixed, since this version, it is simply necessary to press 'Arrow Down' when positioned on one of these fields to open the corresponding dialog, for example on the Room Type field when pressing 'Arrow Down', the Room Type Selection dialog box is opened.
- 22048 TT 22048 General->Post to Social Networks->Facebook: Posting to the Social Network Facebook failed, it was not possible to logon to Facebook via Suite8. This has been fixed since Suite8 Version 8.9.3.1.

87001

- 22119 TT 22119 Miscellaneous->Budget->Revenue Budget->Display Tab->Budget Type: If the selected Budget Type on the Revenue Budget dialog box was set to 'Market' or 'Source Code' and the 'Refresh' button pressed, an error message was prompted. This has been fixed since Suite8 Version 8.9.3.1.
- 22211 TT 22211 Miscellaneous->Custom SQL View & Setup->Miscellaneous->System Maintenance->Database->Custom SQL: A Filter Option has been added on the Custom SQL Views. When running a custom SQL query under Custom SQL View, the option: 'Click here to define a filter' is available underneath the columns allowing entering a filter on the selected field.
- 22215  TT 22215 Miscellaneous->Custom SQL View & Setup->Miscellaneous->System Maintenance->Custom SQL: Functionality has been added on the custom SQL configuration to display columns in colors. When opening a Custom SQL, the '?' button can be pressed to display the following Help text:  
Columns with special prefixes in their names are interpreted as color values:  
c\_font\_ means font color.  
c\_bkg\_ means background color.

The Color value can be represented as follows:  
Red Green Blue values between 0 and 255: RGB 255,255,255  
Hexadecimal rgb value: \$FFDDCC  
Wcol record id: 1012  
Wcol short description: WHI  
For example:  
select xcms\_id,4 c\_font\_xcms\_id,'WHI' c\_bkg\_xcms\_id,xcms\_name1,'RGB 100,112,155' c\_font\_xcms\_name1,\$FFDDCC' c\_bkg\_xcms\_name1 from xcms  
In this example the column XCMS\_ID is displayed with white background color and violet font color and the column XCMS\_NAME is highlighted in light blue and the font color in steel blue.

It is also possible using the function:  
'c\_both\_xyz', instead of c\_font\_xyz and c\_bkg\_xyz. This must contain a WCOL id or



## Miscellaneous

### Issues fixed

---

shortDesc, for example:  
c\_both\_name  
c\_both\_hk\_status

For example with this statement as part of a custom view the colors for VIP and Room Status can be shown in the reservation navigator grid:

```
(SELECT  XPDA.XPDA_WCOL_ID
        FROM  XPDA, XPAL
        WHERE   XPDA.XPDA_ID = XPAL.XPAL_XPDA_ID
              AND XPAL.XPAL_XPAC_ID = 11
              AND XPAL.XPAL_XCMS_ID = YRES.YRES_XCMS_ID)
c_both_name,
(SELECT  YHKS.YHKS_WCOL_ID
        FROM  yhks, yrms, ydet
        WHERE   YRMS.YRMS_YHKS_ID = YHKS.YHKS_ID
              AND YRMS.YRMS_ID = YDET.YDET_YRMS_ID
              AND YDET.YDET_ID = YRES.YRES_CURRENT_YDET_ID)
c_both_hk_status
```

- 22250 TT 22250 General->Error Log & Command Line Parameters: The command line parameter: 'noELF' has been added, if Suite8 is started with 'noELF', no eureka logfile is created, but the eureka information is still available in the application error log.

## Questionnaire

### New Functionality/Feature

---

- 22040 TT 22040 Miscellaneous->Questionnaire, Configuration->Miscellaneous->Questionnaire->Questionnaire Form->Free Text & Suite8 Homepage->Questionnaire: Functionality has been added allowing limiting the length of characters allowed for answers on Questions with the type 'Free Text'. When editing the Questionnaire Form under Configuration and editing a Question/Group with the type 'Free Text', the field: 'Maximum Answer Length' allows entering the maximum number of characters allowed for answers. If the Length ranges between '1' and '20' characters, a simple edit box is prompted on the Suite8 Questionnaire input and on Suite8 Homepage->Questionnaire, if the length is not defined or larger than 20, the memo box is prompted as usual, allowing entering the maximum characters defined.

## Reports

### New Functionality/Feature

---

- 9 TT 9 The following reports have been added:  
- FCR\_PMS\_4747\_TIMEVIEW\_YPRM\_YPRR\_CH.rpt/S8R  
- FCR\_CCM\_6502\_FS\_DATE\_RANGE\_FOODNONFOOD.rpt/S8R,  
FCR\_CCM\_75002\_FS\_FOOD.rpt/S8R, - FCR\_CCM\_75003\_FS\_NONFOOD.rpt/S8R  
- FCR\_CCM\_75004\_FS\_CHANGES.rpt/S8R see TT 19916

The following reports have been changed:  
- FCR\_CRM\_2500\_ACT\_TASK\_DET.rpt/S8R,  
FCR\_CRM\_2500\_ACT\_TASK\_SHORT.rpt/S8R,  
FCR\_CRM\_2500\_ACT\_TASK\_SUMMARY.rpt/S8R,  
FCR\_CRM\_2500\_ACT\_TASK\_GOALS.rpt/S8R: changed parameter for WATY\_ID:

## Reports

### New Functionality/Feature

---

referring to watg\_role instead of WATG\_ID

- FCR\_PMS\_4112\_GIH\_PERFORMED\_ROOMMOVES.rpt/S8R: added reasons for roommove and parameter to show
- FCR\_PMS\_4104\_GIH\_MORE\_INFO.rpt/S8R, FCR\_PMS\_4115\_GIH\_SHORT\_MEALPLAN.rpt/S8R: changed parameter to boolean instead of numeric type
- FCR\_PMS\_73070\_CONF\_300\_GER\_OFFER\_GRP.RTF, FCR\_PMS\_73071\_CONF\_300\_GER\_LET\_GRP.RTF, FCR\_PMS\_73072\_CONF\_300\_GER\_FAX\_GRP.RTF: changed group expressions for GPU and GPS to suppress cancel reservations
- FCR\_CCM\_75000\_FS.rpt/S8R: renew the functionsheet to a faster one
- FCR\_PMS\_4564\_FIN\_PAYM\_CL\_R.rpt/S8R: changed link to AR Number to zwin\_invoice\_to\_xcms\_id

22063



TT 22063 General->Reports & QRcodes: Functionality for implementing QRcodes on Reports created with Internal Editor has been added in Suite8 Version 8.9.3.0, since this version, the functionality has been extended and is also available on HTML Reports. To display QRcode on HTML reports, the following command can be used:

```

```

Additionally, the file: 'QRcode.htm' available with the standard set of HTML files provided with this release can be taken to include the QRcode display directly. Please refer to the document: 'Voyager Bar Code Scanner & QR Codes' for further details on Bar Code Readers and QRcodes.

## Users

### New Functionality/Feature

---

5

TT 5 The following user rights have been added:

Customer Profiles->Guest Comments:  
View, Edit, Insert, Delete

Mailing->Mails->Source:

The following user right names will change, when activating the flag: 'Use as Guest Service Center' under Generic3 tab->Hotel Maintenance:  
'Hotel Maintenance' to 'Guest Service Center'  
'Maintenance' to 'Guest Service Center'

This option allows using the Maintenance Module as Guest Service Center, all assigned User Rights have to be reassigned then.



## S8 Online Interface

### Online Interface

#### New Functionality/Feature

---

- 19333 TT 19333 Suite8 Online Interface for EZYield: Suite8 Online Interface is available for EZYield, since Suite8 Version 8.9.2.6. EZYield, a TravelClick company, is a global provider of smart solutions that streamline hotel distribution. Please refer to the document: 'Configuring Suite8 Online Interface for EZYield.pdf' for detailed information.
- 21346 TT 21346 Suite8 Online Interface for Travel Click: Suite8 Online Interface is now available for Travel Click PMS Connect. The Travel Click PMS Connect Interface replaces the previous Travel Click Interface. Please contact Travel Click directly to receive detailed information about how to uninstall and remove the previous Version of Travel Click. Detailed information on Suite8 Online Interface for Travel Click PMS Connect can be found in the document: 'Configure Suite8 Online Interface for Travel Click PMS Connect.PDF'.
- 22231 TT 22231 Suite8 Online Interface for Seekda: Due to specification changes on the Seekda site, reservations were downloaded multiple times. This has been fixed since Suite8 Version 8.9.2.6. Only new reservations or reservation updates are downloaded.

#### Issues fixed

---

- 22194 TT 22194 OTA XML Interface & Configuration->Global Settings->Reservation->Rates5 Tab->Calculate day type rates: When using 'Day Type Calculation' allowing to change the amount of one rate code according to the demand, for example selling a rate at a smaller amount if the demand is low or raising the rate if the demand is high, the changed rate code amounts were written multiple times into the rate code upload message, resulting in duplicates when using OTA XML Interface. This has been corrected and is now written correctly into the rate code upload message.
- 22305 TT 22305 Suite8 Online Interface for Stardekk: The availability figures transferred via Suite8 Online Interface were not correct in the event that one room type had the same amount of free rooms for multiple consecutive days. This has been fixed since Suite8 Version 8.9.3.1.

88385

### Online Interface MyFidelio.Net

#### New Functionality/Feature

---

- 19018 TT 19018 Suite8 Online Interface & Rate Management: Since this Version, Suite8 Online Interface supports, Base Rate functionality for Mappers uploading rate codes, such as the MyFidelio or the Channel Manager Mapper. A 'Base Rate Code' is configured with a discount or supplementary amount or percentage and is then linked to an existing rate code. If a rate code is a base rate code, this is indicated via the field 'Base Rate' on the rate header.

72243

### Online Interface Trust Voyager

#### New Functionality/Feature

---

- 22202 TT 22202 Suite8 Online Interface for Trust Voyager: When uploading Rate Code Availability, the element: '</segmentCode>' is no longer send. The Trust specifications changed and do no longer require this information. This is removed since Suite8 Version 8.9.2.6.

### Online Interface Trust Voyager

#### **New Functionality/Feature**

---

## S8 POS 8

### POS8

#### New Functionality/Feature

---

- 21850 TT 21850 POS8 & Multiple Workstations: The Parameter 'MULTILOGON' can be used for allowing special waiters to be logged in simultaneously at multiple stations. This has been added for the usage of POS 8 on Fidelio WebSuite. To use this, the Parameter 'MULTILOGON' has to be set to 'true'.
- 21856 TT 21856 POS8: Since POS8 Version 8.134 Build 9, the implicit outlet change functionality has been implemented in the mfposv8\_library.dll. This has been added for allowing switching the Outlet when opening a table on a mobile device, such as iPad.
- 22056 TT 22056 POS8: Functionality has been added for supporting entering a pager number and printing the order on the corresponding printer in the kitchen. To use this Pager Interface, the parameter: 'MFARTICLE.PAGERINQUIRY' and the XML Variable: 'PagerNumber' have been added, if the Parameter is set, the pager number can be entered and is transferred to the corresponding printer in the kitchen.

### Table Reservation System

#### New Functionality/Feature

---

- 21886 TT 21886 POS8: Additional information, such as a comment about the seating preferences or if the guest prefers non-smoking section, can be submitted upon creating a new Table Reservation.

## S8 Reservation

### Availability

#### New Functionality/Feature

---

19494



TT 19494 Rate Query (Ctrl. + R)->Rate Availability & Configuration->Reservation->Rate Management->Rate Availability: The Rate Availability dialog has been enhanced, when opening the Rate Availability and looking at the Scope Options at the Bottom, the 'From' field defaults to the actual Suite8 date instead of the 1st of the month. A filter option for Rates to view Availability for is available, allowing selecting either viewing: 'All', 'Web Booking' or Rates available for Suite8 Online Interface by selecting the corresponding option and pressing 'Refresh' button.

### Bonus Point Cards

#### Issues fixed

---

21710

TT 21710 Reservation->Automatically linked Bonus Point Cards, Customer Relation->Bonus Point Cards & Configuration->CRM->Membership Types & Global Settings->Profile3 Tab->'Automatic bonus card for reservations' & Setup->Miscellaneous->System Maintenance->Miscellaneous->System Check: If the flag: 'Automatic bonus card for reservations' is activated under Global Settings->Profile3 tab, the defined Bonus Point Card is automatically linked to the reservation and the configured points of this Bonus Point Card are calculated correctly. While fixing this, another issue has been addressed, for automatically created Bonus Point Cards: they did not get the proper Level Number and therefore could not be calculated according to their Level. To ensure that all Membership Card Levels are defined correctly for automatically linked Bonus Point Cards, on the Membership Type configuration when pressing 'OK' button to save and exiting the setup of automatically linked Bonus Point Cards, the following check is performed since this version: Existing Bonus Point Cards are checked if their Membership Type Level exists in the Configuration.  
If not, the message: 'There are 'XX' bonus cards with nonexistent level information Checked for membership type 'the membership type'  
Answering the message with 'Yes' launches the procedure to fix the level types and prompts the message:  
'Finished updating membership card levels' upon completion  
And the System Check: 'Membership card level number' has been added to the System Checks under Profile.  
In previous version, the Enrollment Points and the Bonus Point calculation was not performed when creating a new reservation together with a new profile. For example if a Bonus Card on the Membership Type definition was set up with 'First stay' Points and 'Enrollment' Points, when creating a new reservation and linking a new profile, the 'First stay' bonus should be posted, but when looking at this profile, the bonus card was linked, but no Enrollment points were posted. When this reservation was checked in and Night Audit ran, the Bonus Points were neither calculated after verifying the profile of this reservation, when Night Audit was completed.

84918

### Rate Management

#### New Functionality/Feature

---

15475

TT 15475 Rate Query (Ctrl. +R)->Rate Query Scope: The fields on the Rate Query Scope have been enhanced and the field 'Booker' allowing to search for and selecting profiles with the role 'Booker' linked to Company, Source or Travel Agent profiles. If a Booker is linked to a Company, Travel Agent or Source these fields are automatically completed with this information on the Rate Query Scope when selecting such a profile.

## Rate Management

### New Functionality/Feature

20505



TT 20505 Configuration->Customer Relation->Membership Types & Customer Profiles->Guest Cards &Reservation->Rates & Rate Query (Ctrl +R) & Suite8 Homepage: Functionality has been added for linking Rate Codes to Membership Types. On the Membership Type configuration, when pressing 'Rates' button, Rate Codes can be linked to the Membership Type. If this card is attached to the profile, the Rate Code of the Membership Type configuration is linked to the Rate Codes of the Profile. The Rate Code is then suggested every time this profile name is entered on the Rate Query (Ctrl + R) or when entering a new reservation. This also works on Suite8 Homepage. If the guest has a login to Suite8 Homepage and has a club member card and the card has a rate code linked, then even if the rate code is not marked as 'Web Enabled' when the guest logs on to Suite8 Homepage and creates a reservation, the code linked to the membership card is prompted.

62378

21945

TT 21945 Reservation->Rates, Rate Query (Ctrl. + R) & Configuration->Global Settings->Reservation->Rates5 tab. Functionality for defining global rounding rules and digits has been added. Under Global Settings->Reservation->Rate5 Tab the option: 'Enable Global Rounding' can be activated, then a Rule and Digits can be defined, the Rounding Rule is either 'Nearest', 'Up' or 'Down', the field 'Digits' offers to round the calculated rate amount to a defined number either: to the next 'Tenths', to 'One' or to the next 'Tens'. The rounding is always applied to the final amount, after all possible add-to-rate packages, promotions or base rates are calculated. On the Rate Query (Ctrl. +R), there is a new setting called 'Show the rounded values', if selected, it indicates the global rounded rates. Please note: the option 'Price with Package' and 'Promoted price (if used)' need to be selected as well, because the rounded price is only for the total amount and not for partial amounts.

79527

### Issues fixed

19956

TT 19956 Reservation->Rate Management->Rates->Base Rate & Day Type Functionality & Add to Rate Packages: Base Rate functionality did not work in conjunction with 'Day Type', used to adjust a rate according to the day type and with 'Add to Rate Packages'. Therefore two new options on how to consider the calculation for packages and day types before or after calculating the Base Rate have been added to the Rate Header Configuration on the Base Rate Tab. Under 'Consider Day Type Price', the flag: 'Before calculating Base Rate' can be set to define if the Day Type Price is determined before the Base Rate is calculated. The flag: 'After calculating Base Rate' defines that the Day Type Price is determined after the Base Rate Calculation. Under 'Consider Add to Rate Package Amounts', the flag: 'Before calculating Base Rate' can be set to define if the Add to Rate Package Amount is determined before the Base Rate is calculated. The flag: 'After calculating Base Rate' defines if the Add to Rate Package Amount is determined after the Base Rate Calculation. Both flags should be set either 'Before' or 'After'. The following example demonstrates both scenarios:  
RACK rate is 100.00 per Adult/ Add-to-rate package is 10.00/ a Day Type Schema is linked, it is configured to add 55.50 on the selected day/ The Base Rate is 20% off the RACK Rate.  
If the flags are set to 'Before', the Base Rate will be 132.40:  
Calculation method: 165.50 (including 10.00 add-to-rate package and including 55.50 day type price)  
- 20%  
= 132.40

If the flags are set to 'After', the Base Rate will be 145.50:  
Calculation method: 100,- (excluding 10.00 add-to-rate package and excluding 55.50

## Rate Management

### Issues fixed

---

day type price)  
- 20%  
= 80.00  
+ 10.00  
+ 55.50  
= 145.50

81283

- 22030 TT 22030 Rate Query (Ctrl. +R) & Configuration->Global Settings->Reservation->Rates5 Tab->Calculate day type rates: If the flag: 'Calculate day type rates' is activated under Global Settings->Reservation->Rates5 tab, day type schemes can be configured. With day type rates, the amount of one rate code can differ depending on the type of day, for example selling a rate at a smaller amount if the demand is low or raising the rate if the demand is high, however if the sum of linked day types resulted in zero, the rate was indicated incorrectly on the Rate Query. For example if a day type scheme is attached to a rate code and the reservation is for two days, the rate code was '82' and on the first day the day type is configured to raise the rate by 10.-- and on the second day the day type is configured to deduct the rate of '10', then the rate code was indicated incorrect on the Rate Query. It was indicated at the rate of 82.-on both days although it should indicate 92.-on the first and 72.-on the second day. This has been fixed.

## Reservation Block

### New Functionality/Feature

---

- 11078 TT 11078 Block Reservations->Block Search & Global Settings->Reservation->Reservation4 Tab: Functionality has been added allowing defining the default search criteria on the Block Search. The flag: 'Default search criteria on Block Search' has been added to the Global Settings->Reservation4 tab. The default can be set to: 'Option', 'Offer', 'Open for tentative pickup', 'Open for definite pickup', 'Cancelled' and 'Initial'.

36526

### Issues fixed

---

- 20355 TT 20355 Reservation->Block Reservation->Options: Since this version, the button: 'Options' is also available via the Block Navigator on the Block Search. In previous versions, it was only available when selecting a Block and editing it.
- 21464 TT 21464 Reservation->Block Reservation->Grid->Booking Position & Availability (Ctrl. + D)->Booking Position: If the flag: 'Booking Position' is activated under Global Settings->Reservation1 tab, the field 'Booking Position' is available on the block grid and on the availability dialog (Ctrl +D). It defines if tentative block rooms can be displayed as definite on the availability screen (CTRL + D). On the block grid the field can be selected as soon as the block has a status for tentative pickup and then it is possible to enter a number of rooms that should be shown as definite reservations instead of tentative reservations on the availability screen if the field 'Booking Position' is selected on this screen. The number of rooms entered cannot exceed the actual number of tentative rooms for the block. When opening Ctrl + D, and selecting the field Booking Position, the number of rooms from the block will be shown as definite reservations instead of tentative reservations. Two issues have been found:
1. If a block was cut off, the field 'Booking Position' was not reset, so that the figures on the availability screen were misleading.
  2. If the number of rooms on the block was changed to a lower number than already

## Reservation Block

### Issues fixed

defined in the field: 'Booking Position' then this was not taken into consideration and also indicated wrong on the availability screen. Both issues are solved with this release.

22310 TT 22310 Reservation->Block Reservation->Linked Profiles: If a Block Reservation was linked to a Company and a Travel Agent Profile, the message: 'ORA-01427: single-row sub query returns more than one row' was prompted when linking a Task or Activity from the Block Options. This has been fixed.

88416

## Reservation Groups


### New Functionality/Feature

19380 TT 19380 Reservation->Group Reservation->Split: When splitting a group reservation, the 'created date' of the split reservation did show the actual date when the reservation was split and not the date when the group reservation was created. For example: If the Group Master was created on April 1st at 10:00 and the actual date and time is April 24th, 12.00, upon splitting a reservation from the group, the split reservation's 'created date' indicated April 24th, 12.00. This has been fixed, in the above scenario, the split reservation's 'created date' shows April 1st, 10.00 and the split reservation's 'updated date' shows April 24th. However, in the User Log the split is recorded as follows: 'created new reservation 24.04.13 12:00'.

69301

## Reservation ind.


### New Functionality/Feature

18695  TT 18695 Reservation->Policies->Early Arrival Fee & Configuration->Reservation->Policies & Global Settings->Reservation->Policies6 Tab & Cashiering->Billing->Check Out Option->Early Arrival: Functionality has been added allowing configuring policies for posting early arrival fees. On the Policy configuration, when pressing 'Setup' button, a Policy Rule can be configured for early arrival and under Global Settings->Reservation->Policies6 tab, the defaults for these type of policies can be set. On the Check -Out Options, the option 'Early Arrival' can be selected allowing applying the rule. For further details on Policies, please consult the document 'Policies.PDF'.

66417

18993 TT 18993 Configuration->Rate Management & Reservation->Rates: A new flag has been added to the Rate Code Header called 'Ignore rate change'. If on a reservation the rate amount should not change during the stay due to different Rate Details, the rate amount of the first day will remain the same for the entire stay in the event that this new flag is enabled.

49721

19345  TT 19345 Configuration->Global Settings->Reservation->Policies6 Tab & Cashiering->Billing->Check- Out Options: Functionality has been added for defining Policy Rules for Early Arrival and Late Departure penalties. The rules can be linked to rate codes or directly on the reservation, manually or by default as usual and used for cancellation fees or deposit requests, the actions for this type of rules are defined under Global Settings and both can be posted manually by selecting Early Arrival or Late Departure under Cashiering->Billing->Check Out Options. On the Global Settings the Policy Rule for automatic posting of the Early Arrival or Late Departure fee is configured and an Early Arrival and Late Departure Buffer Time can be set in minutes, to assign a time buffer for the calculation. A Policy Rule needs to be configured for Early Arrival under Configuration->Reservation ->Policies; next to the standard setup it is possible



### Reservation ind.

#### New Functionality/Feature

---

for this type of policy to define an Hourly Charge. The Early Arrival is calculated according to the actual time the guest checks in and the standard check in time as defined in the Global Settings. The Late Departure is calculated according to the actual time the guest checks out and the standard check out time as defined in the Global Settings. What happens at check in respectively at check out is driven by the Action defined under Global Settings->Reservation->Policies 6 tab, the following options are available:

Do nothing -> No Early Arrival Fee or Late Departure Fee is posted

Automatic -> The Early Arrival or Late Departure fee is posted automatically without prompting a message

Ask->The user is prompted with the same question when performing the posting manually from the Billing Dialog under C/O Options when selecting 'Early Arrival' or 'Late Departure', the message: 'There is an early arrival fee for this guest.....' Do you want to perform the posting 'YES' 'NO' is prompted.

Please consult the document: 'Policies.pdf' for further information on Policies.

66350

20564 TT 20564 Configuration->Reservation->Rate Management & Rate Availability (Ctrl. +R): Functionality has been added allowing relating rate availability of rate codes. The field: 'Follow availability of' has been added to the 'More' tab, when editing the Rate and allows selecting a rate code to follow the rate availability of another rate code. For example if the rate code 'Rack' is linked to follow the availability of 'Local Corporate', then the rate availability of the rate code 'Rack' is exactly set as defined for the rate code 'Local Corporate'. When rates are marked as 'follow availability', they are highlighted in light grey on the availability dialog.

21354 TT 21354 Reservation->Rate Management->Base Rate: When using percentage values for Base Rate, the existing rounding feature did not work for all options. This has been fixed.

83474

21511 TT 21511 Reservation->Edit->Amenity tab: When linking an amenity manually, it is indicated as 'M'. This has been added in order to differentiate between manually linked amenities and amenities linked by a frequency plan. Please note: The manual flag is only filled for amenities entered after the update to this version, there is no update procedure for existing records.

86045

#### Issues fixed

---

14845 TT 14845 Reservation->Suite Slave Reservations & Configuration->Global Settings->Reservation4 tab->Virtual Suite Handling: Several Issues have been addressed for Virtual Suite Reservations with Postings and or with Billing Instructions.

1. If a Suite Slave Reservation has postings, the message: 'Suite Slave Reservation has Postings. Please move Postings to Suite Master Reservation before Check Out' is prompted and the Check Out Process is aborted. It is no longer possible to Check Out a Suite Slave Reservation with an open balance under no circumstances.
2. The flag: 'Allow read only edit of suite slave reservations' has been added to the Global Settings under Reservation4 tab, if this is activated, it is possible editing a Suite Slave Reservation and moving postings manually from the Slave Reservation to the Master.
3. When a Suite Slave Reservation with Billing Instructions to the Suite Master Reservation was changed, such as the departure date changed, then the Billing Instructions were removed from the Suite Slave Reservation. This has been fixed.

82770



### Reservation ind.

#### Issues fixed

- |       |   |       |
|-------|---|-------|
| 19807 | TT 19807 Reservation->Room Rack & Global Settings->Miscellaneous->Visual Appearance: Day use reservation were not visible on the room rack in case of another overnight reservation existing for the same day. This has been fixed, both reservations are now always shown. In addition the display of multiple day use reservation for the same day has been enhanced, they can now be indicated with a predefined color in Global Settings->Miscellaneous->Visual Appearance->Colour for multiple Day Use reservation.  | 75784 |
| 21344 | TT 21344 Reservation->Room Blocking & Configuration->Reservation->Rate Management->Packages: If a package configured as 'Percentage' was linked to a reservation and correctly calculated upon checking the package grid on this reservation, then a room selected, but Room Blocking interrupted due to the recommended number of persons exceeding the recommended number of persons, then when checking the package grid on the reservation, the percentage of the linked package was indicated wrong. The same happened upon changing the room type on this reservation. This has been fixed in Suite8 Version 8.9.3.1. | 81895 |
| 21688 | TT 21688 Reservation->Options->Split->Split and assign rooms automatically: An access violation message was prompted when selecting 'Split' from the Options menu and then 'Split all and assign rooms automatically'. This has been fixed in Suite8 Version 8.9.3.1.   |       |
| 21844 | TT 21844 Reservation->Promotions & Configuration->Global Settings->Reservation2 Tab->Foreign Currency rate code Handling: A difference between the discount amount and the promotion amount occurred when using Foreign Currency rate code handling, this was solved in Suite8 Version 8.9.3.1.   | 85515 |
| 21881 | TT 21881 Reservation->Reservation Edit: The content of an edit box got lost when editing a profile from the reservation, for example when editing an in house reservation, entering information in the field: 'Billing Info', then pressing 'Edit Profile' button and returning to the reservation, the content in the field 'Billing Info' was lost then. This has been fixed, in the above mentioned scenario, the message: 'Reservation must be saved first. Do you want to save now?' is prompted when press 'Edit Profile' button and the information can be saved.  | 85760 |
| 21941 | TT 21941 Setup->Form Customization->Reservation Edit: The fields for the number of rooms and the number of adults got mixed up on customized Reservation Screens, it could happen that the 'spin control' for number of adults changed the number of rooms. This issue has been found and solved.   | 85891 |
| 22168 | TT 22168 Reservation->Packages->Package Grid: The labels: 'Calculated price' and 'Add to rate' were overlapped if the amount was larger or equal than 100000. This has been corrected, together with this fix, it was noticed that the 'Time to next update' on the Room Rack got overlapped if the translation text got too long, this issue has been fixed as well.   | 87740 |

### Transportation

#### New Functionality/Feature

### Transportation

#### New Functionality/Feature

---

14080 TT 14080 Reservation->Guest Transportation: Functionality has been added allowing entering more than one guest transportation for arrival and for departure. The message: 'There is already an Arrival Transportation. Are you sure you want to add more?' is prompted if more than one Transportation is found for the Guest Arrival and vice versa for the Guest Departure. If answered with 'Yes' an additional Transportation is added.

48863

## S8 Homepage

### 3rd Party Interface

#### New Functionality/Feature

---

- 21402 TT 21402 Suite8 Homepage & Online Payment & Global Settings->Interface6 tab: Support for the B+S Card Service System has been added. 'B+S Service' is a provider for Online Payment Interfaces and belongs to the 'Sparkassen Finance Group'. To use the B+S Online Plugin via Suite8 Homepage, in Suite8 Configuration the following Global Settings have been added on the Interface6 tab to configure the connection details. These settings become available when activating the flag: 'Use B+S Payment Interface':
- Merchant ID
  - Account ID
  - Password
  - Currency
  - Payment Department
  - API URL
- This information is provided by B+S Card Service.  
For configuring the plugin to be used via Suite8 Homepage, the following parameters need to be set in the file 'Global.asax':
- ```
hotel.onlinePaymentPluginClassName =  
"Client.PaymentPlugins.BSPayment.BSPaymentPlugin"
```
- This plugin is still in beta, Properties interested in serving as Beta Site for this Plugin are welcome and can contact Wilco de Weerd at the following email address: wdeweerd@micros.com for further information.

### Kiosk

#### New Functionality/Feature

---

- 22064 TT 22064 Suite8 Homepage & Suite8 Kiosk->Barcode: Functionality has been added for Suite8 Kiosk allowing placing a Confirmation Letter with Barcode or QR Code under a camera and be prompted to check in. The Barcode functionality is turned on by activating the line 'hotel.KioskBarcodeReaderURL' in the file: 'Global.asax', the Suite8 Homepage URL and Port on which the camera listens is entered as follows, this example is on a localhost connection: 'hotel.KioskBarcodeReaderURL = "http://127.0.0.1:8080/"; //' please note that the file: 'FidelioWebClientLocalFunctions.exe' provided with this version should be available on this address.

### Questionnaire

#### Issues fixed

---

- 22236 TT 22236 Suite8 Homepage->Questionnaire: It was not possible changing the language on the Questionnaire page via Suite8 Homepage. This has been fixed in Suite8 Version 8.9.2.6.

### Suite8 Homepage

#### New Functionality/Feature

---

- 20903 TT 20903 Suite8 Homepage->Mandatory Credit Card & Configuration->Reservations->Policies: Functionality has been added allowing indicating on the Policy configuration if a Credit Card is mandatory for reservations via Suite8 Homepage. On Suite8 Homepage, there is already the functionality to require by

## Suite8 Homepage

### New Functionality/Feature

---

default a credit card number for a reservation, this is set in the file: Global.asax with the variable: 'CreditCardMandatory', however, if this flag is set to false, the credit card details via Suite8 Homepage are requested based on the Suite8 Configuration. On the Policy configuration, this is defined by the field: 'Credit Card mandatory for reservations' when entering a new policy.

21580



TT 21580 Suite8 Homepage & No Mailing or No EMail flag & Reports: Functionality has been added for automatically opening a link to the 'No Mailing' and 'No Emailing' options on Suite8 Homepage, allowing users to unsubscribe from receiving Newsletters. To use this, the report function 'MailingOptionHomepageURL' can be added on Internal Editor Reports. This function accepts the Profile ID and the optional language culture. Based on the Home Page URL as defined in the Setup it creates a full URL including authentication token. For example the complete URL address, including authentication token could look as follows:

```
http://localhost/v8client/MailingPref.aspx?profile=1551&token=XAI%2BxC2rvxg7%2B5LI1eJ7KkccPtg%3D&culture=en-EN
```

and is prompted when running a preview of the letter and following the Hyperlink.

In order to insert this new function as a link, the following expression can be used:

Hyperlink(MailingOptionHomepageURL(CONF\_XCMS\_ID, 'en-EN'), 'To unsubscribe from the Demo Hotel Newsletter click here').

An example also exists in the demo database in the confirmation letter template '73015 Confirmation Pre Arrival'. To make the link work, it is necessary to send this Confirmation Letter via Email.

84436

### Issues fixed

---

21327

TT 21327 Suite8 Homepage->Cancellation: The message for the cancellation prompted in English, regardless of the chosen language. This has changed, since this Version, the XML Interface returns the Cancellation Number separately and the message is completely composed via Suite8 Homepage, respectively returns it in the correct language culture.

22100

TT 22100 Suite8 Homepage->Reservation Confirmation->Confirmation Letter->Print: An access violation occurred when printing a confirmation letter via Suite8 Homepage. This has been fixed since Suite8 Version 8.9.3.1.

## Suite8 myStay

### New Functionality/Feature

---

21054

TT 21054 Suite8 Home Page & Mobile Reporting & myStay: Functionality has been added allowing checking on behalf of the guest the myStay pages of a guest for messages or maintenance tasks. This can be achieved by opening Suite8 Homepage with the parameter of the Guest's profile ID. The following example is for a localhost connection:

```
https://localhost/v8client/mobile/ipEmpShowMyStay.aspx?profileID=ID_OF_THE_PROFILE
```

The following files have been added to the standard htm files:

'DashboardElement\_InHouse\_MystayCheck.QRY' and

'DashboardElement\_InHouse\_MystayCheck.QRY HTML' . On Mobile Reports upon logon and selecting Dashboard in House, the link 'On Behalf of' can be used on the 'My Stay Link' section. Users allowed for Mobile Login can access this page on behalf of the guest. All performed actions will be logged for this user if the user log entry: 'Employee

### Suite8 myStay

#### New Functionality/Feature

---

Access to myStay Manager' is activated for recording. All requests to the XML Interface are done using the user credentials of the logged in user and not the XML Interface credentials. Please make sure when using this feature that the user log is activated, to record this.

### Table Reservation System

#### Issues fixed

---

22140 TT 22140 Suite8 Homepage->Table Reservation: The Table Reservation tab did not work when using Internet Explorer 9, when clicking on the time frame buttons of the proposed restaurants nothing happened and on the Internet Explorer Console, the message: 'SCRIPT5007: Unable to get value of the property 'cbAdults': object is null or undefined TabResInquiry.aspx, line 58 character 13 <0> f.pax.value = src.cbAdults.value;' was displayed. This has been fixed.

87570

22313 TT 22313 Suite8 Homepage & Table Reservations: The message: 'A system error has occurred. No availability data found for selected conditions' was prompted when selecting a time on a table reservation inquiry via Suite8 Homepage, for example selecting the time '19.00' pressing 'Search' button and clicking on the restaurant time table '19-21.00'. This has been fixed.

87938

## S8 Table Reservation

### Configuration

#### Issues fixed

---

- 22238 TT 22238 Configuration->Table Reservation->Restaurants opening times: An access violation message was prompted when editing a restaurant and double clicking in the grid. This issue was found and corrected.

### Table Reservation System

#### New Functionality/Feature

---

- 21787 TT 21787 Table Reservation->Table Reservation Search->HTML Details: The option 'HTML Details' has been added to the Table Reservation Search. If this is selected, the 'Tablereservation.htm' is displayed with all information for the selected guest. Please note, should this option not be displayed at the first glance, use the mouse to tear the window a little larger, in order to view this Option.
- 22037 TT 22037 Table Reservation & Availability & Global Settings->Generic4 Tab->Reverse Axes: The flag: 'Reverse Axes on Availability screen' has been removed from the Global Settings and is now stored as a User Setting, when the user selects the option 'Reverse Axes' on the Availability dialog under Table Reservations. By default the table numbers/resources are displayed on the vertical axis and the time on the horizontal axis. If this option is selected then the Reverse Axes check box is selected by default when opening the availability screen with this User and the axes are reversed.

## S8 XML Interface

### XML Interface

#### New Functionality/Feature


- |       |                                                                                                                                                                                                                                                                                                                                                                                                                                                                                                                                                                                                                                                     |       |
|-------|-----------------------------------------------------------------------------------------------------------------------------------------------------------------------------------------------------------------------------------------------------------------------------------------------------------------------------------------------------------------------------------------------------------------------------------------------------------------------------------------------------------------------------------------------------------------------------------------------------------------------------------------------------|-------|
| 21336 | TT 21336 XML Interface->Reservation->Policies: Support for inserting, updating and linking Policies to reservations via XML Interface has been added in Suite8 Version 8.9.3.1. The field: 'Policy' is available to be used in the XML Interface request for insert / update and select.                                                                                                                                                                                                                                                                                                                                                            | 83041 |
| 22234 | TT 22234 Suite8 Configuration->Software Interfaces->OTA XML Interface: The option: 'Use default Rate Code restriction values for rate restrictions' has been added on the Options Tab when editing 'OTA XML Interface', if this is activated and a 'MIN LOS/MAX LOS' rate code restriction is removed from the rate availability dialog, then the default 'MIN LOS/MAX LOS' values from the rate code configuration are send to the connected central system. If this is not activated and a 'MIN LOS/MAX LOS' rate code restriction is removed from the rate availability dialog, then the message 'OPEN' is send to the connected central system. |       |

#### Issues fixed

- |       |                                                                                                                                                                                                                                                                                                                                                                                                                                                                                                                                                                          |
|-------|--------------------------------------------------------------------------------------------------------------------------------------------------------------------------------------------------------------------------------------------------------------------------------------------------------------------------------------------------------------------------------------------------------------------------------------------------------------------------------------------------------------------------------------------------------------------------|
| 19666 | TT 19666 XML Interface & Configuration->Software Interfaces->OTA Upload: If multiple conversions were configured for one room type, only the first record found was uploaded. This has been changed since Suite8 Version 8.9.4.0, now only room types defined as 'PMS DEFAULT' are uploaded.                                                                                                                                                                                                                                                                             |
| 21907 | TT 21907 XML Interface & Global Settings->Interfaces->Misc. Interface3 Tab->HTML Directory & Report Export Folder: Functionality has been added allowing the XML Interface to overwrite the HTML and Report Export folder defined under Global Settings->Interfaces->Misc. Interface3 tab. To use this generate the file: 'GlobalSettingsOverride.config' and place it in the program folder of Suite8. The file content defines the two directories and looks as follows:<br>HtmlDirectory=c:\XML Interface\rtf<br>XMLIntfRepExportFolder=c:\XML Interface\OUTPUT\cache |

### Yield Interfaces

#### New Functionality/Feature

- |       |                                                                                                                                                                                                                                                                                                                                                                                                                                                                                                                                                                                                                                                                                                                                                                                                                                                                                                                                                                                                                                                                                                                                                                                                                                  |
|-------|----------------------------------------------------------------------------------------------------------------------------------------------------------------------------------------------------------------------------------------------------------------------------------------------------------------------------------------------------------------------------------------------------------------------------------------------------------------------------------------------------------------------------------------------------------------------------------------------------------------------------------------------------------------------------------------------------------------------------------------------------------------------------------------------------------------------------------------------------------------------------------------------------------------------------------------------------------------------------------------------------------------------------------------------------------------------------------------------------------------------------------------------------------------------------------------------------------------------------------|
| 16235 |  TT 16235 Reservation->Rates & XML Hurdle Rates Interface->BAR & Configuration->Reservation->Rate Management->Day Types & Global Settings->Reservation->Rates5 TAB: The Hurdle Rates XML Interface has been enhanced for IDEAS Management Systems and now supports the IDEAS BAR (Best Available Rates) Decision per Day of Stay. This has been achieved by using Suite8 Day Types. Per existing IDEAS BAR code one Day Type needs to be configured and linked to the BAR code. The XML Hurdle Interface sends the Best Available Rates update and in Suite8, the corresponding Day Type is considered automatically for the Rate Code, with the Day Type/Schema for the BAR Rates attached:<br>For example, Ideas might send the following records:<br><BARRateReport ArrivalDate="2013-05-28" Rate="220.0" RatePlan="BAR220" LOS="1"/><br><BARRateReport ArrivalDate="2013-05-28" Rate="210.0" RatePlan="BAR210" LOS="2"/><br><BARRateReport ArrivalDate="2013-05-28" Rate="200.0" RatePlan="BAR200" LOS="3"/><br><BARRateReport ArrivalDate="2013-05-28" Rate="190.0" RatePlan="BAR190" LOS="4"/> |
|-------|----------------------------------------------------------------------------------------------------------------------------------------------------------------------------------------------------------------------------------------------------------------------------------------------------------------------------------------------------------------------------------------------------------------------------------------------------------------------------------------------------------------------------------------------------------------------------------------------------------------------------------------------------------------------------------------------------------------------------------------------------------------------------------------------------------------------------------------------------------------------------------------------------------------------------------------------------------------------------------------------------------------------------------------------------------------------------------------------------------------------------------------------------------------------------------------------------------------------------------|

## Yield Interfaces

### New Functionality/Feature

---

```
<BARRateReport ArrivalDate="2013-05-28" Rate="180.0" RatePlan="BAR180"
LOS="5"/>
```

```
<BARRateReport ArrivalDate="2013-05-29" Rate="200.0" RatePlan="BAR200"
LOS="1"/>
```

```
<BARRateReport ArrivalDate="2013-05-29" Rate="190.0" RatePlan="BAR190"
LOS="2"/>
```

```
<BARRateReport ArrivalDate="2013-05-29" Rate="180.0" RatePlan="BAR180"
LOS="3"/>
```

```
<BARRateReport ArrivalDate="2013-05-29" Rate="170.0" RatePlan="BAR170"
LOS="4"/>
```

```
<BARRateReport ArrivalDate="2013-05-29" Rate="160.0" RatePlan="BAR160"
LOS="5"/>
```

When searching for available rates in the Rate Query for a reservation arriving on the 28th of May and staying for 2 nights, Suite8 will calculate the rate amount for the BAR Rate for the night of 28th by using the Day Type configured for BAR220 (LOS="1") and for the night of 29th by using the Day Type configured for BAR200 (LOS="1"). In previous releases it was only possible to consider the BAR codes by length of stay (in the example above it would be BAR210 for LOS="2") using Rate Availability Levels. Please refer to the document: 'Hurdle Rates XML Interface' for further details on this.

### Issues fixed

---

22069 TT 22069 XML Interface, Hurdle Interface & Availability (Ctrl. +D) ->Overbooking: If the data for Room Type Overbooking sent by the Hurdle XML Interface resulted in a lower House Overbooking value than stored in the table 'YOVB', the table storing House and Room Type Overbooking, House Overbooking was not updated. This has been fixed since Suite8 Version 8.9.2.6.

87102

22214 TT 22214 XML Interface, Hurdle Interface & Availability (Ctrl. +D) ->Limit Groups: The availability limit group was deleted in the table 'YOVB', the table also storing House and Room Type Overbooking, in the event that Overbooking was updated via XML Interface. This has been fixed since Suite8 Version 8.9.2.6.

87941



## S8 XML Interface for Registration Systems

### 3rd Party Interface

#### New Functionality/Feature

---

21721 TT 21721 XML Interface->JetWeb: The information for 'departure date' and 'departed' has been added to the Jetweb Interface XML.

84496

21877 TT 21877 JetWeb Interface & Configuration->Software Interfaces->JetWeb Interface: When processing Group Reservations, each checked in reservation of the group is sent with the value '0'. In previous versions, this was sent with the value '1' for checked in group reservations which was incorrect and has been changed in the reservation attribute for JetWeb.

85754

### Miscellaneous

#### New Functionality/Feature

---

17935 TT 17935 XML Interface & Registration Card Interface & Global Settings->Interfaces->Misc. Interface7 Tab: Support for the 'AVS Registration Card Interface' has been added since this version. AVS (Allgemeine Verwaltungs- und Service GmbH) is a provider for electronic registration and guest cards offered by local communities in recreation areas in Germany. The required guest information received on the registration card is transferred via XML Interface to the local community. To use AVS Registration, the license code for 'AVS Registration Card Interface' has to be activated and configuration is performed under Configuration->Global Settings->Interface7 tab. The connection details configured on this tab are provided by AVS.

82745

## Find out more about what MICROS-Fidelio can do for you

For more information about Suite8  
please contact us at [sales-eu@micros.com](mailto:sales-eu@micros.com).

## About MICROS-Fidelio

Serving the hospitality and speciality retail industries, we are the world's leading developer of enterprise applications. Our global presence and local support have helped us build a long list of references - hotels, restaurants, conference centres, retail, stadiums, theme parks, casinos and cruise ships. We maintain an intense dialogue with colleagues throughout these industries. The result is a wide range of integrated software, hardware and business technology solutions and services. These help to optimise your operation and increase profits by providing your guests with a personalised service.

### MICROS-FIDELIO GmbH

Europadamm 2-6  
41460 Neuss  
Germany  
Phone: +49-(0)2131-137 0  
Fax: +49-(0)2131-137 777

[www.micros-fidelio.eu](http://www.micros-fidelio.eu)

micros® and micros-fidelio® are registered trademarks of MICROS Systems, Inc. Certain product and company names appearing here may be the trademarks or service marks owned and/or registered by third parties. All other product and brand names are the property of their respective owners.

© Copyright 2013 MICROS Systems, Inc. All rights reserved.