



**Development
Main Release Notes**

micros[®]
Fidelio Suite8

**Version 8.9.5.0
MICROS Fidelio Suite8
Documentation**

This document has been prepared by MICROS-Fidelio GmbH and is available to a select group of individuals for informational purposes. This is a confidential document that contains concepts, methods and other proprietary information. Readers are to treat the information herein as confidential.

Information in this document is subject to change without notice.

MICROS-Fidelio GmbH. makes no warranty of any kind with regard to this material, including but not limited to the implied warranties of marketability and fitness for a particular purpose.

MICROS-Fidelio GmbH Ltd. shall not be liable for errors contained herein or for incidental or consequential damages in connection with the furnishing, performance, or use of this material.

Copyright © 2014 MICROS-Fidelio GmbH. All Rights Reserved. No part of this publication may be reproduced, photocopied, stored on a retrieval system, or transmitted without the express prior written consent of the publisher.

Version 8.9.5.0

Check list with required upgrade steps for **8.9.5.0**:

Make an export of the user V8LIVE.

Make sure, that the database has been either updated as a minimum to version 8.9.4.0 or to the latest officially released patch version 8.9.4.3.

Run all the update scripts needed for this new version.

Upgrading from 8.9.4.0:

-> 8_9_4_0_to_8_9_5_0#0.sql

-> 8_9_4_0_to_8_9_5_0#1.sql

-> 8_9_4_0_to_8_9_5_0#2.sql

-> 8_9_4_0_to_8_9_5_0#3.sql

Upgrading from 8.9.4.3:

-> 8_9_4_3_to_8_9_5_0#0.sql

-> 8_9_4_3_to_8_9_5_0#1.sql

-> 8_9_4_3_to_8_9_5_0#2.sql

-> 8_9_4_3_to_8_9_5_0#3.sql

Run the following statements, connected to Oracle as SYSDBA (these statements are also part of the script 10_runasSYSDBA.sql - however, they are already required to avoid possible compilation errors when creating all views and procedures). The variable SCHEMANAME needs to be replaced with the name of the live user (usually V8LIVE):

```
CREATE OR REPLACE view sys.x_$ksppi as select * from SYS.X$KSPPI;
CREATE OR REPLACE view sys.x_$ksppsv as select * from sys.X$ksppsv;
GRANT connect to SCHEMANAME;
GRANT create session to SCHEMANAME;
GRANT create table to SCHEMANAME;
GRANT create type to SCHEMANAME;
GRANT create procedure to SCHEMANAME;
GRANT create view to SCHEMANAME;
GRANT create trigger to SCHEMANAME;
GRANT create sequence to SCHEMANAME;
GRANT create materialized view to SCHEMANAME;
GRANT select on v_$session to SCHEMANAME;
GRANT select on gv_$session to SCHEMANAME;
GRANT select on v_$database to SCHEMANAME;
GRANT select on dba_indexes to SCHEMANAME;
GRANT select on dba_tables to SCHEMANAME;
GRANT select on dba_users to SCHEMANAME;
GRANT select on dba_tab_columns to SCHEMANAME;
GRANT select on dba_ind_columns to SCHEMANAME;
GRANT select on dba_ind_expressions to SCHEMANAME;
GRANT select on v_$sess_io to SCHEMANAME;
GRANT select on v_$statname to SCHEMANAME;
GRANT select on v_$sql to SCHEMANAME;
GRANT select on v_$sysstat to SCHEMANAME;
GRANT select on v_$parameter to SCHEMANAME;
GRANT select on v_$instance to SCHEMANAME;
GRANT select on dba_free_space to SCHEMANAME;
GRANT select on dba_data_files to SCHEMANAME;
GRANT select on v_$log to SCHEMANAME;
GRANT select on v_$tablespace to SCHEMANAME;
```

```
GRANT select on sys.x_$ksppi to SCHEMANAME;  
GRANT select on sys.x_$ksppsv to SCHEMANAME;  
GRANT select on dba_rsrc_plan_directives to SCHEMANAME;  
GRANT execute on dbms_crypto to SCHEMANAME;  
GRANT execute on dbms_snapshot_util to SCHEMANAME;  
GRANT create any table to SCHEMANAME;  
GRANT select on dba_temp_files to SCHEMANAME;  
GRANT select on dba_tablespaces to SCHEMANAME;  
GRANT select on gv_$sort_segment to SCHEMANAME;
```

After the update, please run the following scripts:

```
-> 01_allviews.sql  
-> 02_allprocs.sql  
-> 03_generated.sql  
-> 04_autoindexes.sql  
-> 05_200index.sql  
-> 06_comments.sql  
-> 07_afterVersionUpdate.sql
```

Rebuild all indexes as described in the documentation (see also <ftp.v8.myfidelio.com/Oracle/Publications> connected as user V8).

Run 08_gatherstatisticsforall.sql (see also <ftp.v8.myfidelio.com/Oracle/Publications> connected as user V8).

Run the statements in the script 10_runasSYSDBA.sql by following the instructions as described in the file.

Use latest register.bat for new installations or minregister.bat for updates, both are provided with the new executables and DLL's.

Update existing VerCtrl.ini with new DLL's, Html's and Help Files or use latest one from FTP.

Run Sequence Fix (Suite8 -> Setup -> Miscellaneous -> System Maintenance -> Database -> Sequence Fix).

Execute Primary key existence check (Suite8 -> Setup -> Miscellaneous -> System Maintenance -> Miscellaneous -> System Check -> Database -> Primary key existence) and make sure no primary keys are missing (except for WLNR, WNEB and STAB).

Update Mailing (Suite8 -> Setup -> Miscellaneous -> Updates -> Mailing Update -> import mailing.sql provided with this release)

Update Translation (Suite8 -> Setup -> Miscellaneous -> Updates -> Translation -> Import Translation Manually -> import translation file provided by local office)

Please note that updating an existing Online Interface installation requires to first uninstall and then to reinstall the interface by using the new Online Interface Install Shield shipped with this release.

The tray icon of the Fidelio Server is not visible anymore when running as a service on a Windows 2008 server. This is due to changes in the operating system, however a workaround is provided, please refer to the Help File->How To->Fidelio Server->Fidelio Server->Installing Fidelio Server as a Windows Service on a Windows 2008 Server.

Check these release notes for new features/changes in Suite8.

- ❑ **A new version of the FidelioCrystalNET.dll is shipped with this main release, please make sure to register this library once. See TT 19612 & TT 21975 for more details.**
- ❑ **Please check if the new Global Setting 'Allow editing a new reservation without Profile Search in Rate Query' should be enabled. This new feature is described more detailed in TT 22419.**
- ❑ **In case Suite8 Homepage is used, please make sure that the Credit Card Type Code equals to the Credit Card Type Check Code for all offline credit card payments. Please consult TT 22540 for more details.**
- ❑ Please refer to TT 5 for an overview of all new user rights.
- ❑ Check which version of Oracle is used at the moment.
Oracle 10g Release 2 (10.2.0.5) for the database installation or Oracle 11g Release 2 (11.2.0.3) for the database installation (32bit or 64bit) **and** client installation (32bit) has to be used. Please note, it is imperatively required to install Oracle with the parameter setting 'compatible=10.2.0.4'. Please refer to the latest install shield 8.9.5.0.

Please note, as of version 8.9.3.0 .Net Framework 4 needs to be installed on the web server hosting the Suite8 Homepage.

Each workstation using XML communication from Suite8 needs to have MSXML 4.0 or 6.0 installed. This is not only required for the XML-Interface, but also for Fiscal Printer Interface, Allgaeu Walser Card or Leisure/Bella Vita. The latest Install Shields are also checking the version of MSXML and will give a warning message in case only elder versions are found.

The file ifcaction.dll (required for ifcbusi.dll) has been changed to ifcaction.tlb, which requires a new version of verctrlV8.exe in order to successfully register this library after having been copied to other workstations. Another executable REGTLIB.exe needs to be in the same directory as the verctrlV8.exe. Both files are available on the FTP.

S8 Accounts Receivable

Accounts Receivable

Issues fixed

- 10420 TT 10420 Cashiering->Accounts Receivable->Accounts->Postings->Options->Compress: The room number is indicated when compressing folios and editing the compressed folios in Accounts Receivable, the Postings Transaction Dialog, does not indicated the Room Number on the upper dialog, but when hovering over to the Room Number field on the lower grid, each record is filled with the room number.
- 13546 TT 13546 Cashiering->Accounts Receivable->Accounts->Find in Grid: An 'Access violation' was prompted when clicking 'Find in Grid' button and selecting 'All columns' entering a 'Search Text' and clicking 'Find Next' button until no further record was found. This has been fixed, the 'Find Next' button can be pressed and starts at the top when the search has reached the end.
- 14991 TT 14991 Cashiering->Accounts Receivable->Transactions & Credit Card & Grid Customization: When customizing grids in the tabs: 'Transactions' and 'Credit Cards' the customized grids were not saved. This has been fixed.

85441

S8 Cashiering

3rd Party Interface

New Functionality/Feature


- 22829 TT 22829 Cashiering->Billing->Invoice & Global Settings->Country Specifics 3 Tab->'Enable E-Invoicing' & XML Interface->Third Party Interface: Functionality has been added for Turkey where the flag: 'Enable E-Invoicing' is activated: if an electronic invoice is produced then a response from the Web Server is received and returned via XML Interface. 90820

Issues fixed

- 22435 TT 22435 Cashiering->Billing->Options->Information Folio & Configuration->Global Settings->Report1 Tab->Use Automatic PDF Export for Invoices: If the flag: 'Use Automatic PDF Export for Invoices' is activated, the automatic PDF Export for Invoices works correctly, even if the checkout process is stopped and the account reinstated and the additional Global Setting flags: 'Force Invoice Storage' under Country Specifics2 tab and 'Use no. of copies on payment type upon C/O' activated. In previous versions it happened that with all flags activated and interrupting the checkout process an automatically created PDF got overwritten. This issue is found and fixed. 87405
- 23076 TT 23076 Cashiering->Billing->Options->Information Folio & Configuration->Global Settings->Report1 Tab->Use Automatic PDF Export for Invoices: If the flag: 'Use Automatic PDF Export for Invoices' is activated and an Information folio is printed using the same Folio Style as a previously checked out Guest Invoice, then the Information Folio does not overwrite anymore the PDF exported Invoice. In previous versions this happened, the issue was found and fixed in the Report Engine. 92494

Cashiering

New Functionality/Feature

- 18192 TT 18192 Cashiering->Billing->Guest Folio's: Since this version the table 'ZORG' is available. It stores the posting origin (rate code posting, article posting, package or standard department code postings) to ease the translation of the respective folio description. The views required for invoices have been streamlined to take this new table into consideration. 63192
-  21413 TT 21413 Cashiering->Billing & Configuration->Global Settings->Billing3 Tab: The flag: 'Enable Advanced Posting Split' has been added to the Billing3 tab. If activated, amounts to split can be distributed to the internal posting split, for example if there is a Rate Code Posting and the internal Postings related to the Department Codes: Room Charge and Breakfast. On the billing dialog when selecting a posting and choosing 'Split Selected' from the right mouse short cut menu, a dialog box is opened allowing entering a value amount to split, clicking on the 'Amount to Split' Radio button distributes the selected amount to the internally split Department Codes, according to the percentage value of the charges, however, it is possible changing the suggested split, by clicking in the corresponding field and changing the amount. For example, when selecting a Rate Code Posting of 75.-- with an internal split of 65.-- on Room Charge and 10.-- on Breakfast, then choosing 'Split Selected', then entering an amount in the field: 'Amount to Split' for example 10.- and clicking on the Radio Button of the field: 'Amount to split', distributes the 10.-- by percentage to the original internal Room Charge Posting: '8.67' and Breakfast Posting: '1.33', it is possible changing these amounts, or using the Percentage Bar at the Bottom to change the 'Amount to Split' based on a Percentage Calculation. The field 'Sum' indicates the sum of both internal fields. If the sum is different than the 'Split Amount', the fields need to be adjusted

Cashiering

New Functionality/Feature

manually to correct the sum must equal the 'Split Amount' field. For example when entering 30.-- for a posting with two internal split postings and the Sum indicates: 30.01, then the internal split amounts need to be adjusted manually to sum up to 30.00.

83461

22041 TT 22041 Cashiering->Billing->Select a Folio->Payment: Functionality has been added allowing settling open balances of all windows. However, this is only available if no EFT Credit Card Interface license is active and if the flag: 'Post Foreign Currency Exchange Rate Diff on C/O' under Global Settings->Country Specifics2 tab is not activated. When opening a guest bill and pressing 'Payment' button or 'Check Out' to open the Payment dialog box, two radio buttons are available on top of the Payment dialog: 'Settle selected window' and 'Settle all windows', selecting the second option allows posting the whole amount of all windows and settling all windows at the same time. Upon Check Out, all windows are settled, processed and printed one after the other.

22596 TT 22596 Cashiering->Billing->Open a Folio->New Billing Window & Global Settings->Billing3 Tab->'Show contact and address details on billing window': The flag: 'Show contact and address details on billing window' has been added to the Global Settings->Billing3 tab. If activated, the contact and address details are indicated on top of each billing window highlighted in grey.

89772

22722 TT 22722 Configuration->Cashiering->Department Codes & Reservations->Pre Arrival: Functionality has changed for enabling or disabling Department Codes for certain modules only. In previous versions, on the department code configuration the flag 'Disabled' allowing to indicates that the department code will not be available for the selected functions or modules: in Pre-Arrival, in Billing, in AR, in CCM and in Payments, related the options 'Pre-Arrival' and 'Billing' and with this not allowing to set up a payment department code to be used only in Pre-Arrival. This has changed since this version; each flag is used independently allowing defining department codes for the use exclusively in one function or module.

90094

23081 TT 23081 Cashiering->Billing->'Credit Note' & Global Settings->Country Specifics2 Tab->Spanish Settings->'Spanish Credit Note Handling': If the flag: 'Spanish Credit Note Handling' is activated, the Folio Style linked to a Number Cycle with the Type 'Credit Note' can only be selected under Billing History when pressing 'Credit Note' in previous versions this was available also when checking out a guest folio. This change is only available for Spanish Credit Note Handling; Credit Note Handling for other countries using this functionality has not changed.

92502

Issues fixed

12907 TT 12907 Cashiering->Billing & Configuration->Global Settings->Billing3 tab: With the introduction of the flag: 'Group Postings belonging to the same Check Number' in Suite8 Version 8.9.4.3, to group postings with the same Guest Check Number on the guest folio, the split did not function properly, this has been fixed in this Version together with supporting enhanced split when activating the flag: 'Enable Advanced Posting Split' under Global Settings->Billing3 tab. With this the text displayed for the summary has been enhanced as well.

16653 TT 16653 Cashiering->Cashier Functions->Billing History: When entering a search query containing quotation marks in one of the Filter fields on the Billing History dialog, the message: 'ORA-01756: quoted string not properly terminated' was prompted, for example, typing 'L' in the field: 'Name/ Account' and pressing 'Search' button, resulted

Cashiering

Issues fixed

- in displaying the error. This issue is solved. 66000
- 22169 TT 22169 Cashiering->Cashier Functions->Billing History: Functionality has been added allowing searching for Invoice Numbers with more than 11 digits. In previous versions this was not possible. 87742
- 22382 TT 22382 Reservation->Financial Accounts->History: When editing a Financial Account from History, the departure date indicated on the Financial Accounts Settings was the actual system date. The End date was indicated correct on the Reservation Navigator, only when editing the wrong date was shown. This has been fixed. 88768
- 22458 TT 22458 Cashiering->Billing->Posting: When performing several postings the quantity was kept in memory. This resulted in increasing the Quantity field and has been fixed. 89040
- 22656 TT 22656 Cashiering->Billing->Accounts->Automatic Check Out & Night Audit: If an account is configured to automatic check out and is checked-out upon Night Audit, the Invoice is stored with the string 'Invoice'. In previous versions, these Invoices were stamped as 'Invoice Copy'.
- 23057 TT 23057 Cashiering->Billing->Open Folio->'Add Guest View' & 'Move selected Postings': An access violation message was prompted when opening a guest folio and selecting 'Add Guest View' from the right mouse short cut menu, adding another guest folio, selecting 'Move selected Postings' without selecting a Posting, then selecting the other guest folio. This has been fixed.
- 23061 TT 23061 Cashiering->Billing->Options->Adjustments: When posting an adjustment via the Options menu under Billing, entering all details and clicking 'Post', then applying another Adjustment, by selecting a different department code and enter another discount percentage, then the Adjustment dialog is correctly updated, in previous versions it was not which resulted in indicating a wrong total discount amount on the second adjustment entry. 92101

Configuration

Issues fixed

- 14053 TT 14053 Cashiering->Cashier Functions->Cashier Status & Configuration->Cashiering->Cashier Setup: Cashiers can be set to the status 'Inactive' if they are not open or in use. It is not possible to open a Cashier number when the status for this Cashier is set to 'Inactive' and Cashiers with this status are not indicated on the Cashier Status. 45794

Suite8 Homepage

Issues fixed

- 22674 TT 22674 Cashiering->3rd Party Interface & Online Payments->Saferpay: The message: 'Transaction not available' was prompted if a '+' sign was transmitted with the Parameter 'CAVV', used for the Online Payment Gateway 'Saferpay'. This has been fixed since Suite8 Version 8.9.4.3.

Suite8 Homepage

Issues fixed

90102

S8 CCM

Booking Master

New Functionality/Feature

- 22642 TT 22642 Meeting Planner->Conference Diary->Booking Master Search->Quick Book: The Function Type can be changed on the Quick Booking dialog. In previous versions the Function Type could not be changed on this dialog.

89935

Issues fixed

- 21129 TT 21129 Meeting Planner->Conference Booking->Copy: When copying a booking with a block attached, the Event Copy dialog was not displayed in full screen mode, the conference status and block status were overlapping. This dialog is adjusted and displays correctly since this version.

81976

- 22264 TT 22264 Meeting Planner & Configuration->Conference Management->Miscellaneous Items & Global Settings->Report2 Tab->Custom Translation: Translation has been enhanced for Menu Items, Miscellaneous Items and Resources. Since this version, it is not only possible to use custom translation but also to apply the changes directly when adding or selecting a Resource or Miscellaneous Item and use this translation for all printed items in CCM. The function 'FidelioTranslateData()' has been added and implemented for all standard reports allowing using the Translation as usual or changing to use Custom Translation. For the custom translation, the flag: 'Custom Translation' has to be activated under Global Settings->Reports->Report2 Tab. Translation can then be entered directly upon the booking process in CCM. For example when adding a Resource, selecting this and choosing 'Translate' from the Options Menu, the Translation dialog is opened displaying the actual translation from the configuration, pressing 'Edit Grid Cell' opens a dialog box split into two window parts: the upper part displaying the current translation and the lower part allowing entering a different translation text for the item. If a translation is customized it is indicated on the upper part with a 'C' next to the item. Printing Function Sheets or Contracts prints the custom translation as indicated on the translation dialog. The standard Reports are changed to include and support both Translation, custom and usual, however when using custom functions on reports created with Internal Editor, the function 'WTRL_Translate' has to be replaced with 'V8_FNC_WTRL_Translate()'. For example, the following statement:
- ```
if YEMI_ALL_VALUE.YEMI_NAME=YEMI_ALL_VALUE.YCMI_LONGDESC then
 ALL_MENU := ALL_MENU||WTRL_Translate('YEMI', YEMI_ALL_VALUE.yemi_id,
'YCMI_LONGDESC', WLANID);
else
 ALL_MENU := ALL_MENU||WTRL_Translate('YEMI', YEMI_ALL_VALUE.yemi_id,
'YEMI_NAME', WLANID);
end if;
```
- Would need to change to:
- ```
ALL_MENU := ALL_MENU||V8_FNC_WTRL_TRANSLATE('YEMI', 'YEMI_NAME',
YEMI_ALL_VALUE.yemi_id, WLANID,0);
```
- For Crystal Reports:
The function 'FidelioTranslateData()' has to be replaced with 'FidelioTranslateDataC()'. Both functions use the same parameters.
For example:

```
if {V8_CCM_FS_FB.YEMI_NAME} <> {V8_CCM_FS_FB.YCMI_LONGDESC} then
FidelioTranslateData ('YEMI',{V8_CCM_FS_FB.YEMI_ID} ,'YEMI_NAME' ,
{?Pm-?CONF_WLAN_ID}, {?Pm-?SP-DATABASE})
else
FidelioTranslateData ('YCMI',{V8_CCM_FS_FB.YCMI_ID} ,'YCMI_LONGDESC' ,
```

Booking Master

Issues fixed

{?Pm-?CONF_WLAN_ID}, {?Pm-?SP-DATABASE})

Is replaced with:

FidelioTranslateDataC('YEMI',{V8_CCM_FS_FB.YEMI_ID} ,'YEMI_NAME' ,
{?Pm-?CONF_WLAN_ID}, {?Pm-?SP-DATABASE})

If the global flag is not activated, then the translation works as usual:
It is not possible viewing, upon the booking process, if an item was customized.
If a custom translation is entered upon the booking process for an item where no translation is defined, it is not indicated on the printout. If a different translation is required than the one defined, the text of the item needs to be changed before it is possible using a different translation text. Complex formulas in Oracle or on reports are required to return what is activated with the flag: 'Custom Translation', therefore it is recommended to activate the flag under 'Global Settings->Reports->Report2 Tab for easy and user friendly translation.

All functions sheets in the demo version and in new reports have been updated with the new translation function.

88186

23137 TT 23137 Meeting Planner ->Conference Booking->Events->Resources: Performance issues have been addressed when clicking on 'New Resource' for opening the Event Details dialog. In previous versions, if a lot of standard menus were defined, opening the Event Details dialog for displaying the Resource tree took too long. This is fixed.

92346

Conference Diary

New Functionality/Feature

22746 TT 22746 Meeting Planner->Conference Diary->Conference Booking->Edit: Performance has been optimized when editing a Conference Booking from the Conference Diary.

Conference Packages

Issues fixed

21933 TT 21933 Meeting Planner->Conference Booking->Events->Packages->Merge & Copy: If a Booking with merged packages was copied, the packages were not merged on the copied Booking. This has been fixed.

86059

22779 TT 22779 Meeting Planner->Conference Bookings->Events->Packages->Revenue/Forecast Tab: When editing a package and changing the amount of the field 'Orig. Forecast', the fields: 'Net' and 'Tax' are updated correctly. In previous versions, these fields were not updated when changing the original forecast amount on a package.

Event

Issues fixed

Event

Issues fixed

22582 TT 22582 Meeting Planner->Conference Booking->Events->Resources->Menu Items & Configuration->Conference Management->Menu Items: The default Outlet defined under 'Resp. Department' when selecting a Menu Item and entering the defaults are considered when selecting this Menu Item while adding a resource.

89436

Internal Editor

Issues fixed

21300 TT 21300 Meeting Planner->Conference Booking->Print & Configuration->Global Settings->Reports 1 tab->Editor: In Suite8 Version 8.9.2.3, changes for opening 'Easy Letter' correspondence with no report link to the letter template have been made to always use the Editor defined under Global Settings->Report1 tab->Editor and not Word, however when editing History of Easy Letter correspondence or editing Email History then still 'Word' was taken. Since this version the defined Editor from the Global Settings is used for these options as well.

82846

S8 CRM

Calendar Events

New Functionality/Feature

- 20813 TT 20813 Miscellaneous->Reports & Calendar Events: Functionality has been added allowing printing reports per calendar event, including participants and event details. The view: 'V8_REP_CEV_PARTICIPANTS' has been adapted to include the Participant Name and the Data Sources: 'Event' and 'Participants' are available when creating a Report Template with the section role: 'Calendar Event List'. The Report Section Role: 'Calendar Event' has been renamed and is called 'Calendar Even Single Print'. On the Calendar Events when selecting Participants tab, the option 'Print' has changed and is called: 'Print List' for printing all reports with the section role 'Calendar Event List'.
- 22883 TT 22883 Miscellaneous->Calendar Events: The flag: 'Set to Inactive' has been added to the Calendar Event Search dialog. If a Calendar Event is linked to Participants it cannot be deleted, however, using 'Set Inactive' allows cancelling this Event. On the Filter Options the field: 'Show Inactive' can be chosen and with this displaying Calendar Events with the status 'Inactive'.

Issues fixed

- 23060 TT 23060 Miscellaneous->Calendar Events & Quick Keys->Calendar (F4): The calendar dialog is automatically refreshed when deleting a Calendar Event, in previous the dialog was only refreshed upon creating a calendar event or when changing a calendar event.

92185

Miscellaneous

Issues fixed

- 22294 TT 22294 Customer Profiles & Configuration->Miscellaneous->Profile Match Point Setup->Remote Profile Match: Functionality has been added allowing distributing separate points for individual and for company profiles. On the Profile Match Point Setup, when configuring the remote profile match, the option: 'Separate rules for companies' can be selected and then points can be distributed for individual and for company profiles separately. However when using multiple filters, the calculation process slows down.

Profile Management

New Functionality/Feature

- 7902 TT 7902 Customer Profiles->Tree & Global Settings->Reservation->'Use Turnaway Functionality': If the flag: 'Use Turnaway Functionality' is activated under Global Settings->Reservation1 Tab, Turnaway can be activated on Customer Profiles. When a profile is selected on the Customer Profiles grid, Turnaway can be clicked on the bottom Tree and from the right mouse short cut menu when selecting 'New', the 'Turnaway' dialog is prompted and it can be recorded if the guest could not get a reservation at the property. The 'Turnaway' HTML file is displayed with all information entered on the 'Turnaway' dialog.
- 16867 TT 16867 Customer Profiles->Address & Configuration->CRM->Countries: The Address Format '21' has been added, allowing printing the address of customer profiles as follows:
Name
Street

82891

Profile Management

New Functionality/Feature

	ZIP City COUNTRY	62460
22052	<p>TT 22052 Setup->Miscellaneous->System Maintenance->Miscellaneous->System Check->Duplicates: The duplicate check for 'duplicate communications' and for 'duplicate primary communications' has been enhanced and the duplicate check: 'duplicate primary address flag' has been added:</p> <p>Both: Address and Communication checks keep the newest record and all referencing 'ID's' in other tables are changed to point to the new record.</p> <p>In previous versions, when selecting 'duplicate primary communications' and 'Enable error fix' and launching the Check, the message: 'Automatic fixing not possible' was prompted.</p>	86931
22109	<p>TT 22109 Customer Profiles ->Scanning Center & Passport Scanning: Support for the SnapShell Passport from Card Scanning Solutions has been added. SnapShell Passport captures up to Passport sized images fast by using digital camera technology and only requires a USB 2.0 connection. It reads Passports, Driver's Licenses, Medical Insurance Cards, Business Cards, and other mediums up to 5"x3.5". Please consult the document 'PassportscannerandIDReaders.PDF' for further information and installation instructions.</p>	
22146	<p>TT 22146 Customer Relation->Profiles->Guest Comments & Configuration->CRM->Attribute Categories, Guest Comments & Global Settings->Profile3 Tab->'Track Guest Temper'. Guest Comment functionality has been enhanced:</p> <p>The following options have been added under Configuration->CRM->Guest Comments: 'Guests Comments Origin', 'Guest Comments Type' and 'Track Guest Temper', the last one is only available with the flag: 'Track Guest Temper' activated under Global Settings->Profile3 Tab. Under Guest Comments Origin, the origin of the guest comment, such as Restaurant or Room can be defined with a code and description. This Origin can be linked when configuring the Guest Comments Type. This configuration dialog includes the section 'Comments Type' allowing indicating if a comment type is: 'Positive', 'Neutral' or 'Negative'. An attribute category for 'Guest Comments' can be defined under Configuration->CRM->Attribute Categories and the attributes added under Marketing Info->User Defined. The Attribute Category and corresponding Values can be linked on the Guest Comments Type configuration. The Global Setting: 'Track Guest Temper' can be activated under Global Settings->Profile3 tab. If this flag is activated, different Temper statuses with a Code, Description and Value can be defined under Configuration->CRM->Guest Comments->Track Guest Temper. The Beginning Temper of a Guest and the End Temper can be entered on the Guest Comments dialog as additional information. Next to the Temper, the dialog box for Guest Comments under Customer Relation->Profiles->Guest Comments and on the Reservation Navigator Options->Guest Comments has changed with the following additional options: When entering or editing a guest comment, the type can be selected in the field 'Category'. The field 'Credit' has been added allowing entering, the time spent to solve the guest request. This field can be used on Reports allowing evaluation of the total time spent to fulfil guest requests. The dialog is split into two sections: Guest Comments and Hotel Comments</p> <p>On the upper part the guest comments are entered and on the lower part the property can add additional information, such as why there was a long credit time needed to fulfil the guest request or if the guest complaint or suggestion is something the property should improve their service. This section is called 'Hotel Comments'.</p>	84411

Profile Management

New Functionality/Feature

Issues fixed

- 21024 TT 21024 Customer Profiles->Linked Profiles & Notes: If a note category is configured to pop up in reservations and a note is added on a company profile, it is also prompted when entering a reservation for an individual profile and linking the company profile to it. In previous versions, notes were neither prompted nor shown when selecting Notes from the Options Menu on the Reservation Navigator or when editing a linked profile. 81906
- 23149 TT 23149 Customer Relation->Profiles->Linked Profiles & HTML files: An error has been fixed on the 'SearchCompany.HTM' and 'SearchCompany.QRY' files. When linking a company profile with linked companies and sub-companies to an individual profile under Customer Profiles->linked Profiles the error was prompted. This has been fixed. 92791

Reports

New Functionality/Feature

- 22652 TT 22652 Miscellaneous->Reports & Word Merge: Functionality has been added since this version allowing sending Reports as Email Body or Attachment and using the defaults defined under Configuration->Email Settings. When editing a Report the Email Preferences can be defined, to either send the Report as 'Body' or as 'Attachment'. For Word Merge Reports, with this functionality the document can be converted to HTML and then the Report is send via Email in HTML format. However, some restrictions apply because Microsoft Word does not support HTML 5 or CCS 3 Syntaxes, please do not use Text Boxes, insert Pictures into Tables and use one Header and one Footer Section instead of multiple ones. Since this Version, the reference to the CSS file used in the Word Merge Reports has changed allowing defining a default CSS file instead of using the provided 'V8wordmerge.css'. The generated CSS file is defined under Suite8 Configuration ->Global Settings->Generic->General Hotel Info 5 Tab in the field CSSFILE. In previous versions the file 'V8wordmerge.css' was referred to, the CSS file is located in the Suite8 HTML directory; however, when performing an update, this file is overwritten if changes are made to the standard. Therefore it is advisable when customizing the CSS file for Word Merge Reports to give it a different name, place it in the Suite8 HTML directory and enter the name under Global Settings->Hotel Info in the field CSSFILE. The Report references have been changed accordingly and the update script to this version ensure that existing Word Merge Templates are changed to the flag: 'Attachment' and that the Word Merge Reports refer to the CSSFILE defined under Hotel Info. For Word Merge Reports the standard Report:'FCR_CCM_75402_Contract_Rooms_2_Email' provided with this release, can be referred to it indicates a Contract Letter including Rooms send via Email Attachment and using the default Email Subject and Body. Please consult the document: 'Word Merge for Suite8' for further information.

Issues fixed

- 11961 TT 11961 Customer Relation->Profiles->Correspondence & Reservation->Options->Confirmation Letter: When an individual profile is linked to a company, the address of this company was only shown on the Correspondence and Confirmation Letter dialog if the individual profile had the unique internal ID '4' whereas it should be indicated if the internal category is '4' for Individual. This has been fixed, to indicate the company address linked to an individual profile if the internal category is '4' for 'Individual'.

S8 General

3rd Party Interface

New Functionality/Feature

- 22530 TT 22530 Configuration->Software Interfaces->Ota XML Interface: The option: 'Resend Messages' has been added to the OTA XML Interface Configuration. If the entered value is '0' then messages will be resend until they are successful delivered. If the value is '-1' then messages will not be send again. If a number is entered, then messages will be sent again according to the number defined. For example if the value is '5', then messages are resend five times. In previous versions, messages were only sent one time, no matter if successful or not. This has been added since Suite8 Version 8.9.4.3. 89487
- 22659 TT 22659 Configuration->Global Settings->Reservation3 Tab->Using Allgau Interface: The format for sending the date of birth in the XML file has changed to 'YYYY-MM-DD', in previous versions, it was send in the following format: 'DD.MM.YYYY'. 90011

Availability

New Functionality/Feature

- 11298 TT 11298 Availability (Ctrl. + D)->Control Panel->Inventory Tab: Miscellaneous Items on the Inventory tab are sorted by the defined display order. 83409

Issues fixed

- 15603 TT 15603 Availability (Ctrl. + D) ->Hotel segment Statistic: The columns: 'Available Block def.' and 'Available Block tent.' have been added to the Hotel segment Statistics when selecting 'Expected per guarantee Code' from the right mouse short cut menu on the Availability dialog. These columns indicate the 'available' definite and tentative reservations of not picked up Blocks.
- 21984 TT 21984 Availability (CTRL+ D): The message: 'Access violation at address 00405EA0 in module 'fideliov8.exe'. Read of address 0000048B' was prompted when opening the Availability via the Quick Keys Menu, selecting a Room Category and choosing the Option: 'Show Reservations' from the right mouse short cut menu. This has been fixed. 86490

Calendar

Issues fixed

- 22686 TT 22686 Meeting Planner->Conference Booking->Booking Master->Options->Print->Email->ICS & Customer Relation->Task & Activities->Print->Email->ICS: The start and end time is transferred correctly in the ICS file in Time Zones using Daylight Saving Time when the Booking or Activity is created for a period where the Daylight Saving Time applies. Since this version, the function: 'apply_custom_daylight_saving(inputdate DATE)' has been added and is used in the ICS Views. The function can be customized per Time Zone. With the update scripts to this version, the function is adapted for the Time Zone: (UTC+01:00) Amsterdam, Berlin, Bern, Rome, Stockholm, Vienna... In other Time Zones, the function needs changing and if Daylight Saving Time does not apply it is not required, please refer to the detailed description in the update script to this version about instructions. In previous versions, when a customer importing the provided ICS file into the calendar and the ICS file created in Suite8 concerned a Conference Booking or Activity in a period where Daylight Saving time applied, the start and end time where

Calendar

Issues fixed

incorrect on the Customer's Calendar.

Configuration

New Functionality/Feature

22936 TT 22936 Configuration->Reservation->Rate Management->Packages: The dialog box on the package configuration has been enhanced, leaned on the rate configuration dialog; the fields and flow is similar as on the rate configuration.

22994 TT 22994 Configuration->Cashiering->Department Codes Physical Origin: Since this version it is possible translating the Department Codes Physical Origin and use the translated values on Reports.

87158

Issues fixed

22745 TT 22745 Configuration->Miscellaneous->Floor Plan->Draw Plan: The tab 'Other' was not available on the Picture dialog when drawing a Floor Plan. On the Pictures dialog when opened and clicking 'Select Picture' the tabs 'Common' and 'Other' are available with the usual picture selections.

Crystal Reports Engine

Issues fixed

19612 TT 19612 General->Crystal Reports->Fidelio Functions->Configuration->Miscellaneous->Report Translation: The file: 'FidelioCrystalNET.dll' has been enhanced to support Fidelio Functions from Sub Reports in the Report Translation. In previous versions these were not displayed for the relevant report under Configuration->Miscellaneous->Report Translation. Please make sure to register this new version using the minregister.bat or register.bat.

75098

23094 TT 23094 General->Crystal Reports: When printing a Crystal Report in Suite8, then the document name was not passed in the print job. This has been fixed in this version the document name is transmitted properly and indicated in the print queue when printing a Crystal Report in Suite8.

92499

IFC Functionality

Issues fixed

23174 TT 23174 Key Card Interface & Financial Accounts: The Key Option drop down box did not open when printing Keys on a Financial Account. This has been fixed.

93008

Internal Editor

New Functionality/Feature

Internal Editor

New Functionality/Feature

- 21953 TT 21953 General->Internal Editor & Global Settings->Generic4 Tab->Mail Import: With the functionality to import Emails from external mail systems such as Outlook Exchange, multiple parameter support has been added to use Central Confirmation Letters created with Internal Editor. When creating reports with the section role 'Mails', the Data Source: 'Mails' is available and the parameter: 'CONF_XMLB_ID', can be used. This parameter is a multiple selection parameter and indicates the reservations listed in an imported Email.

Maintenance

New Functionality/Feature

- 22135 TT 22135 Rooms Management->Maintenance & Configuration->Global Settings->Generic->Hotel Maintenance7 Tab->'Activate Maintenance Sub Attributes' & Configuration->CRM->Attribute Categories: Functionality has been added allowing assigning Sub Attributes to Maintenance Tasks. When activating the flag: 'Activate Maintenance Sub Attributes' under Global Settings->Generic7 Tab, the flag: 'Hotel Maintenance' can be selected under Configuration->CRM->Attribute Categories when editing an attribute category. Attributes from the selected categories can then be linked to the maintenance task by selecting 'Maintenance Attributes' tab when editing a maintenance task.

84259

Issues fixed

- 22203 TT 22203 Reservation & Customer Profiles->Guest Comments & Rooms Management->Maintenance->Guest generated requests: When entering maintenance tasks via guest comments, the field 'Requesting Employee' can be selected. In previous versions this was not possible for guest generated requests.

82578

- 23146 TT 23146 Rooms Management->Maintenance & Global Settings->Generic3 Tab->Maintenance->Use as Guest Service Center & User Rights: When selecting the flag: 'Use as Guest Service Center' to use the Maintenance Module for Guest Services, the user rights were labelled Maintenance and Guest Service Center if the 'Maintenance' module was used. Since this version all user right branches are labelled correctly when switching from Maintenance to Guest Services and vice versa.

92809

Miscellaneous

New Functionality/Feature

- 10 TT10 The following views have been changed:
- V8_ED_FOL_REV_GCHK_G_TAX_DESC; V8_ED_FOL_REV_ZDCO_G_TAX_DESC; V8_ED_FOLIO_REV_APD_G_TAX_DET; V8_ED_FOLIO_REV_APD_TAX_DET; V8_ED_FOLIO_REV_APS_G_TAX_DET; V8_ED_FOLIO_REV_APS_TAX_DET; V8_ED_FOLIO_REV_GCHK_G_TAX_DET; V8_ED_FOLIO_REV_TAX_DESC_DET; V8_ED_FOLIO_REV_TAX_DET; V8_ED_FOLIO_REV_ZDCO_G_TAX_DET;
 - > correct single row for multitax records
 - V8_ED_FOLIO_REV_INFO: Fields for DDESC are now translated via Table ZORG
 - V8_THREEMON_SUB: changed link to new view V8_REP_ROOM
 - V8_ED_FOLIO_REV_CURR; V8_ED_FOLIO_REV_INFO_MULTICURR; V8_ED_FOLIO_REV_MULTI_ARR_PD; V8_ED_FOLIO_REV_MULTI_ARR_PS; V8_ED_FOLIO_REV_MULTI_GRP_PD; V8_ED_FOLIO_REV_MULTI_GRP_PS; V8_REP_BILL_NOTXDETAIL
 - > Fields are now translated via Table ZORG
 - V8_ED_FOLIO_REV_INFO; V8_ED_FOLIO_REV_INFO_ARR_PD;

Miscellaneous

New Functionality/Feature

- V8_ED_FOLIO_REV_INFO_ARR_PS; V8_ED_FOLIO_REV_INFO_DCO_PD;
 - V8_ED_FOLIO_REV_INFO_DCO_PS; V8_ED_FOLIO_REV_INFO_LB;
 - V8_ED_FOLIO_REV_INFO_REV_GCHK; V8_ED_FOLIO_REV_INFO_VOID;
 - V8_ED_FOLIO_REV_INFO_ZUDD_PD; V8_ED_FOLIO_REV_INFO_ZUDD_PS;
 - V8_ED_FOLIO_REV_ORI_ARR_PD; V8_ED_FOLIO_REV_ORI_ARR_PS;
 - V8_ED_FOLIO_REV_ORI_GCHK; V8_ED_FOLIO_REV_ORI_ZDCO_PS;
 - V8_ED_FOLIO_REV_XCMS_ARR_PD; V8_ED_FOLIO_REV_XCMS_ARR_PS
- > Fields are now translated via Table ZORG
- V8_REP_WDAT_DATE_YRAS_CHANNEL; V8_REP_WDAT_DATE_YRAS_SOURCE: add YRAS_YRAG_ID
 - V8_REP_YBLD_OCC_YRAS_CHANNEL; V8_REP_YBLD_OCC_YRAS_SOURCE;
 - V8_REP_YPOS_FC_CHANNEL; V8_REP_YPOS_FC_SOURCE: add fields for booking position
 - V8_REP_CHANNEL_HISTFOR; V8_REP_SOURCE_HISTFOR: add new fields for YRAG, booking position and revenue statistic types

The following views have been added:

- V8_REP_STAT_SRP2_LY
- V8_REP_ROOM
- V8_ED_FOL_GRP_AMOUNT_ALL
- V8_EDITOR_GRP_AMOUNT_ROOMREV
- V8_ED_FOL_GRP_AMT_ROOMREV_DAY
- V8_ED_FOL_ORI_GCHK_ARR_PD
- V8_ED_FOL_ORI_GCHK_ARR_PS
- V8_REP_YPOS_FC_YRAS_C_STATYPE1
- V8_REP_YPOS_FC_YRAS_C_STATYPE2
- V8_REP_YPOS_FC_YRAS_C_STATYPE3
- V8_REP_YPOS_FC_YRAS_C_STATYPE4
- V8_REP_YPOS_FC_YRAS_C_STATYPE5
- V8_REP_YPOS_FC_YRAS_C_STATYPE345
- V8_REP_HS_ARR_ALLADULT_CHANNEL
- V8_REP_HS_ARR_ALLCHILD_CHANNEL
- V8_REP_HS_ARR_ALLROOM_CHANNEL
- V8_REP_HS_DEP_ALLROOM_CHANNEL
- V8_REP_YPOS_FC_YRAS_S_STATYPE1
- V8_REP_YPOS_FC_YRAS_S_STATYPE2
- V8_REP_YPOS_FC_YRAS_S_STATYPE3
- V8_REP_YPOS_FC_YRAS_S_STATYPE4
- V8_REP_YPOS_FC_YRAS_S_STATYPE5
- V8_REP_YPOS_FC_YRAS_S_STATYPE345
- V8_REP_HS_ARR_ALLADULT_SOURCE
- V8_REP_HS_ARR_ALLCHILD_SOURCE

The following functions have been added:

- WTRL_TRANSLATE_WITH_CONFIG: see TT 22264

The following functions have been changed:

- V8_FNC_WTRL_Translate: see TT 22264
Add new translation logic with Global setting activated.
Added Yemi_portion.
- V8_FNC_CCM_MENU() :TT 22264
Replaced all old translation logic with new function V8_FNC_WTRL_Translate()
- V8_FNC_CCM_MENU_PORTION(): TT 22264
Replaced all old translation logic with new function V8_FNC_WTRL_Translate()
- V8_FNC_CCM_MENUITEM(): TT 22264

Miscellaneous

New Functionality/Feature

- Replaced all old translation logic with new function V8_FNC_WTRL_Translate()
- V8_FNC_CCM_MENUITEM_PORTION(): TT 22264
Replaced all old translation logic with new function V8_FNC_WTRL_Translate()
- V8_FNC_YEBR_INFOS(): TT 22264
Replaced all old translation logic with new function V8_FNC_WTRL_Translate()
- V8_FNC_CCM_STD_MENU() TT 22264
Replaced all old translation logic with new function V8_FNC_WTRL_Translate()

- 19831 TT 19831 Configuration->Miscellaneous->Scheduled Tasks: Since this Version it is possible sending a HTML Body and Attachment when configuring a Scheduled Task with the Destination Type 'Email', in previous versions this did not work.
- 22762 TT 22762 Configuration->Miscellaneous->Scheduled Task: Functionality has been added allowing using dynamic URL addresses for HTTP Post when configuring Scheduled Tasks. This was required because sometimes, the URL to post to can be different due to specific transaction IDs in the post command. The field 'Execution List' has been added to the Scheduled Task configuration with the option 'HTTP/HTTPS' selected, in this field an SQL Query containing Field Names, such as 'TransID' are defined and this 'TransID' field can then be used in the URL to post to. This way the URL is dynamic: each time the post is send to a different URL, depending on the 'TransID'. Fields defined on the Execution List query can be used in the URL address and for the Export file name. The {FIELD_NAME} has to be placed in the file and URL mask. For example:
In the field: 'URL' on the Scheduled Task Configuration the following address can be entered:
`https://gha-oxi-test.microsdc.com/Operajserv/OXIServlets/ORSInterface?propertyName={HOTELCODE}&messageType=STAY&transactionId={TransID}&status=SUCCESS`
In the field 'Execution List' the following Query can be entered:
`select yres_id PARAM_YRES_ID, seq_GHA.nextval TransID, (select MMOD_PROPERTY_NAME from mmod where MMOD.MMOD_VENDOR_ID = 'GHA') HotelCode from yres where yres_actdeptime > v8_sys_fideliodate - 1`
(This is done in preparation for the GHA Online Interface, which will be release in the near future. It can also be used for other purposes)
- 23160 TT 23160 Configuration->Reservation->Rate Availability & Suite8->Rate Query (Ctrl. + R): The Rate Availability dialog has been enhanced with additional options on the Scope section, these are as follows:
Global (All)
Online Interface (CRS), this option is only available if the Suite8 Online Interface License is activated
Web Booking (Web), this option is only available if the Suite8 Homepage License is activated
Local (Lcl)
The option: 'Global' is the default one with the usual behavior: if selected and a restriction is set, this restriction is valid for all modules, in Suite8 as well as for Suite8 Homepage and it is send to an external Central Reservation System via Suite8 Online Interface should this be supported by the vendor.
The option: 'Online Interface' should be used for restrictions which apply to rates uploaded via Suite8 Online Interface. For all other rates this restriction will be ignored.
The option: 'Web Booking' should be used for restrictions which apply to rates enabled for 'Web Booking'. For all other rates this restriction will be ignored.
The option: 'Local' can be used to apply a restriction only locally (CTRL + R). It can be used for all rates.

Miscellaneous

New Functionality/Feature

For example, when selecting the scope option: 'Global' and closing the rate code 'RACK' and this rate is enabled for 'Web Booking', then this rate is closed in the Rate Query (Ctrl. + R) as well as on Suite8 Homepage. When selecting the scope option 'Web Booking' and closing the rate code 'RACK', then the rate is only closed for requests via Suite8 Homepage, but not on the Rate Query (Ctrl. + R). The different scope options are indicated on the rate availability grid, for example if the rate is closed for Web Booking, then it is indicated with 'Web' and a red 'X', next to the rate code. On the left side of the Rate Availability grid next to the rate code short description there is a blue indicator, if a rate is enabled for 'Web Booking' or for 'Online Interface'.

- 23188 TT 23188 General->Printing in all Modules, such as Confirmation Letters, Profile Letters, Contracts, Function Sheets and Conference Booking Letters: Several enhancements have been completed when selecting default primary contacts or bookers on the Print dialog for all Modules, for example:
On a Booking or Reservation with a Company profile linked to a Booker profile, the Booker profile is selected by default on the Print dialog, previously it was the primary contact of the company. Refresh on the Print dialog has been adjusted to match the selections, such as when a primary contact is selected to also change the default selection on the communication section and select always the communication method of the corresponding profile in the address section.

93082

Issues fixed

- 16038 TT 16038 Miscellaneous->Logs->User Log->Night Audit: A Date Range filter has been added to the Night Audit Log. The default is the Suite8 date -1 day. In previous versions, there was no date filter and if the property was running Night Audits for some time, then the whole data was loaded which took too long to open the Night Audit Log file. Since this version the handling is similar to viewing the global log file.
- 16999 TT 16999 Miscellaneous->Manual Statistics: The message: 'Cannot perform this operation on a closed dataset' was prompted when opening the Manual Statistics dialog and double clicking in the dialog. This has been fixed.
- 20150 TT 20150 Setup->Miscellaneous->System Maintenance->Miscellaneous->System Check->Duplicates->Duplicate Membership: The System Check for duplicate membership is now considering the 'XMTY_ID', this is the unique internal ID, in the table 'XMTY', the Membership Types Table, as well as the table XMNR, for the Membership Numbers.
- 21508 TT 21508 General->'Esc' Button on open dialog boxes: Since Suite8 Version 8.9.4.3 when changing something while editing a Profile or creating a new Profile and pressing 'Esc' Button, the message 'Profile was modified. Do you want to cancel' is prompted, answering this with 'Yes' closes the dialog and does not save changes, 'No' allows continuing on the changes and pressing 'OK' button to save. This has been added for Customer Profiles, Meeting Planner while performing a Quick Booking and on the Events dialog. In previous versions, no message was prompted and changes were not saved.
- 21779 TT 21779 General->Error Log Indicator 'Red Square': The Error log file notification indicator 'Red Square' was blinking even if no unread records were added. This has been fixed.

Miscellaneous

Issues fixed

- 22419 TT 22419 Rate Query (Ctrl + R) & Global Settings->Reservation3 Tab: Functionality has been added on the Rate Query allowing after rate selection entering a reservation without selecting a profile first. To use this, activate the flag: 'Allow editing a new reservation without Profile Search in Rate Query' and define a Profile Category for the profile, created when entering a Name on the reservation, under Global Settings->Reservation3 tab. On the Rate Query when entering the details on the rate query scope, clicking 'OK' and selecting a rate on the Rate Selection dialog, the Profile Search dialog is not prompted and the reservation can be entered straight away, however, a name has to be entered before the profile can be saved.
- 22792 TT 22792 Configuration->Miscellaneous->Text Templates: Text Templates can be created as usual. In a previous version, this dialog was prompting a grey screen with no functionality. This has been fixed.
- 22821 TT 22821 Configuration->Reservation->Rate Management: Since this version, the Option: 'Rate Availability Level' is called 'Bar Availability Level'.
- 22989 TT 22989 Configuration->Users->Rights: The User Rights have been sorted and are now in Alphabetical Order, the sub branches are sorted as well and with this ease the distribution of User Rights for the corresponding sections, subsections and modules.

90562

Outlook Synchronization

New Functionality/Feature

- 19173 TT 19173 General->Importing Mails from Outlook Exchange, Miscellaneous->Mails & Configuration->Global Settings->Generic4 Tab->Mail Import: Mail Import Functionality allows integrating specific folders from Exchange and Outlook Mail boxes, for example a Property might use the Email Addresses 'Reservation@Property_Name.com' and 'Info@Property_Name.com', Emails send to this address are stored in an Outlook folder or Exchange folder when using Outlook Web Access, this folder can then be configured as a Source folder in Suite8 under Mails and Emails imported in Suite8, then they can be attached to Emails send with a Confirmation or multiple reservations in an Email can be indicated on the Confirmation Letter of a Reservation or a Profile. Mail Import is also available for Central Properties when using Suite8 Hotel Connector or the Central Module for Hotel Connector. From the Central Property Confirmation Letters can be generated and send to the guests, from the Partner Properties it is possible looking up the send Central Correspondence in the Central Property, however, this is dependent on the flag: 'Central Correspondence Lookup' under Hotel Connector1 tab. An example of a central confirmation letter referring to several reservations from an imported Email has been added to the standard reports, it is called: 'FCR_PMS_73100_Central_Confirmation.rpt'.
A backup of each folder imported to Suite8 is created in Exchange. Access to Mails and the defined Email folders is driven by user rights which are assigned under Configuration->Users->Rights->Mails. The Email folders once configured under 'Mails' are available for distributing User Rights in the sub- section 'Sources'. The menu option and user right is controlled by the flag: 'Mail Import' under Global Settings->Generic4 Tab. Mail Import is handled by Fidelio Server and needs to be configured when selecting: 'Mails Import' on Fidelio Server and pressing 'Setup' button. A time interval in seconds for checking the mail queue is defined under Global

Outlook Synchronization

New Functionality/Feature

Settings->Miscellaneous->Search Screens2 tab under 'Mails Refresh Interval'. This interval is displayed and counts down on the Mails dialog box. When configuring Outlook Web Access on the Exchange Server, the files: 'Fidelioserver.exe' and 'FidelioV8.exe' have to reside on the Exchange Server. Mails can be accessed via the miscellaneous drop down Menu by selecting 'Mails'. From there the Mail Boxes are defined as Sources. For Exchange the Source Type is 'WebDAV', Web Distributed Authoring and Versioning (WebDAV). For a local Outlook folder the Source Type is 'Outlook'. Then the mails are imported and managed from the Mails dialog. For more details on 'Mails' functionality please consult the document: 'Mailimport.PDF'.

Questionnaire

New Functionality/Feature

22385 TT 22385 Miscellaneous->Questionnaire & Configuration->Miscellaneous->Questionnaire->Questions: Negative values can be entered in the value field when configuring the Questions and are allowed when completing Guest Surveys.

85127

Reports

New Functionality/Feature

9 TT 9 The following reports have been added:
- FCR_CCM_75402_Contract_Rooms_2_Email
- FCR_PMS_73100_Central_Confirmation
- FCR_PMS_4574_REVENUE_GROSS_NET_SRP2_LY
- FCR_PMS_4354_SOURCE_CODE_HISTFOR
- FCR_PMS_4355_CHANNEL_CODE_HISTFOR

The following reports have been changed:
- FCR_PMS_4307_CXL_BY_ARR_INCL_LOST_REV: correct doubles entries for reservations
- FCR_PMS_4368_XCMA_THREEMON_INCL_BLOCKS: insert parameter for booking position
- FCR_PMS_4567_REVENUE_GROSS_NET_LY;
FCR_PMS_4569_REVENUE_PER_YCAD_LY; -- FCR_PMS_4570_REVENUE_PER_YCAD: correct group suppression
- FCR_PMS_4703_STAT_MANAGER_REPORT;
FCR_PMS_4703_STAT_MANAGER_REPORT_YCAD: insert new fields
- FCR_CCM_75000_FS : Replaced translation functions
- FCR_CCM_75004_FS_CHANGES : Replaced translation functions
- FCR_CCM_75002_FS_FOOD.rpt : Replaced translation functions
- FCR_CCM_75003_FS_NonFOOD.rpt : Replaced translation functions
- FCR_CCM_6500_FS_DATE_RANGE: Replaced translation functions

22769 TT 22769 Miscellaneous->Reports->Cube Reports: When editing a Cube Report and selecting 'Saved Maps' from the 'View' Menu, it is possible since this version to select 'Delete Maps' allowing deleting saved maps. In previous versions saved maps could neither be changed nor deleted.

90437

Reports

New Functionality/Feature

23015



TT 23015 Miscellaneous->Reports & Setup->Miscellaneous->System Maintenance->Miscellaneous->Internal Editor Field: Functionality has been added allowing changing the content or name of fields used in Internal Editor Reports. The option is subject to the User Right: 'Internal Editor Fields' under Configuration->Users->Rights->Miscellaneous. Users with this right assigned can access the option from the Setup drop down menu under Miscellaneous->System Maintenance->Miscellaneous. Detailed information about using this feature is available in the document: 'Internal Editor.PDF' under Internal Documentation->Reports on the FTP Server and Share Point.

Issues fixed

17974

TT 17974 Miscellaneous->Report Procedures->Company Statistic: When opening the Company Statistic, then clicking on the search next to the field: 'Company' to open Profile Search, the Company Name can be entered and Search Button pressed or 'Full Search' started. In previous versions, a full search was performed automatically.

21878

TT 21878 General->Reports & Suite8 Mobile Reporting & Cyrillic characters: Cyrillic Characters were not transferred correctly if a Crystal Report was printed via Mobile Reporting. Characters were lost during XML Transfer. This has been changed and is solved since this version.

84788

21975

TT 21975 Miscellaneous->Night Audit & Reports: It happened that Night Audit hung upon printing shift reports, for example when running Night Audit and starting another Night Audit right afterwards without restarting Suite8 in between, then the Night Audit stopped when executing the Manager Report. This is solved with the implementation of the FidelioCrystalNet.dll supplied with this release. Please make sure to register this new version using the minregister.bat or register.bat.

87063

22422

TT 22422 Reservation->Reports: The calculation of the field 'Conf_Rate', mainly used on Confirmation Letters, has been revised and checked for all views. The calculation for the field 'Conf_Rate' changed from excluding to including 'add on packages' in version 8.9.4.1, therefore all relevant fields and views had to be checked and revised and some fields were added to the views. For the detailed views and field changes, an Excel Sheet defining the View Name, the Fields, their content, the Suite8 Version it was changed in and the discount influence, can be obtained from the Micros Fidelio Share Point or FTP on the Tips&Tricks Section. With this change, the option 'Internal Editor Fields' has been added under System Maintenance allowing replacing existing fields in report templates created with Internal Editor, this feature is described in the document 'Internal Editor.pdf' available on the Micros Fidelio FTP Server and Share Point under Documentation->Reports.

22810

TT 22810 Miscellaneous->Custom SQL View: When inserting two SQL statements with parameter, for example on the first one 'all guest with xx arrivals' and on the second one the query is for 'all guest with arrival in a date range', then running the first statement, the result is returned. Select the second statement and then the following error message prompted: 'xxxx is not a valid intereger value. The xxx is ever the first result for the first field.' This happened if the first field was had not an integer value. This has been changed, the first field can be of any type. Along with this fix, the 'Clear' button will clear the filter and results in the grid, this was not working in previous versions.

90625

Statistics

Issues fixed

13834 TT 13834 Miscellaneous->Reports->Statistics: The View: 'V8_Stat_shis_Xmst' used for delivering data for History Statistics is now considering revenue made on Master Accounts, in previous versions the revenue posted on a reservation linked to a Company was not shown when selecting the Company Master Account and viewing the Statistic Report Tab.

47763

19822 TT 19822 Miscellaneous->Reports->Statistics->Manager Report: Calculating Statistics for the Manager Report has been enhanced and the fields:
'SMAN_ROOMS_OCC_E1P_D' Rooms occupied with exactly one person
and
'SMAN_ROOMS_OCC_M1P_D' Rooms occupied with more than one person
Have been added.
These fields have been added for the Fairmas Export and allow separating rooms occupied with exactly one person and rooms occupied with more than one person.

Users

New Functionality/Feature

5 TT 5 The following user rights have been added:
Formula:
Delete
Edit
Insert
View
Mails:
View
Delete
Change processed flag
Remove lock
Sources (indicating the folders from Outlook Web Access, which have been defined under Mails)

Overbooking
Allow Override External

The following user rights have changed:
Rates:
The user right: 'Rate Availability Level' has been changed and is now called: 'Bar Availability Level'. Please note that it needs to be activated again to users allowed for this option.
The user right: 'Attribute change after checkout' has changed and allows now modifying attributes at all times, even if the guest is not checked out.

Yield Interfaces

New Functionality/Feature

22854 TT 22854 General->3rd Party Interface->Hurdle Rates: Functionality has been added to unpack the IDEAS decision file. Since this version the field: 'Zip File Import' can be activated under Global Settings->Interface5 tab, indicating that the file to import is a compressed file (zip).

Issues fixed

Yield Interfaces

Issues fixed

- 23099 TT 23099 Hurdle XML Interface & Miscellaneous->Export: The creation time in the header record did not match the time in the header and the time stamp in other files when taken from Views used for the Yield extract. This has been fixed since 8.9.4.4.

92637

S8 Hotel Connector

Availability

New Functionality/Feature

- 22777 TT 22777 CRS for Hotel Connector & Availability (Ctrl. + D): The context is kept when looking up availability (Ctrl. + D). For example if property 2 is selected on the reservation navigator and then the Block or Group module is selected, then property 2 is displayed straight. On the Availability the context was not kept which is introduced in this release.

Bonus Point Cards

New Functionality/Feature

- 22281 TT 22281 Suite8 Central & Customer Relation->Bonus Point Cards & Global Settings->Hotel Connector Tab->Central Bonus Point Management: The Central membership type handling has been enhanced. When entering a new enrolment of a Bonus Point Card in a Partner Property, the last issued membership number will be queried and obtained from the Central database. If the connection between the Partner and Central database cannot be established, the message: 'Cannot retrieve next membership number from central server; Please try again later' is prompted and no number is issued for the Bonus Point Card in the Partner Property. On the message prompt, the 'Details' button can be selected to view the technical details about the connection problems. The enrolment can only be completed when a connection is established and the number issued from the Central database.

88185

CRS

New Functionality/Feature

- 21062 TT 21062 Suite8 Central: Functionality has been added allowing including Traces in the synchronization by activating 'Reservation Traces Transfer' under Global Settings->Hotel Connector->CRS2 tab. In the user log this is recorded as 'Activity'. Traces are managed by the CRS as separate entities, even if a reservation is owned by the other CRS side, Traces can be added and deleted as long as the same Trace has not been edited on the other CRS side yet. If the flag is activated, Traces are included in the Hotel Connector and CRS Synchronization as well as in the automatic Synchronization process running via Fidelio Server.
- 22007 TT 22007 CRS for Hotel Connector->Synchronization & Global Settings->Reservation->Reservation1 tab->Meal Plan functionality: If Meal Plan functionality is activated; the meal plan details are synchronized.

Issues fixed

- 22583 TT 22583 Suite8 Central: The synchronization for Out of Order and Overbooking failed with returning an SQL Error. This has been fixed.
- 23198 TT 23198 Suite8 Central ->Reservation & Synchronization: When using the standard child age categories, children entered on the reservation are synchronized upon the synchronization process.

93089

Hotel Connector

New Functionality/Feature

- 17956 TT 17956 Hotel Connector->Profile Synchronization & Reservation Upload Log Files: Each time a new record is inserted to the table 'WPSL', storing the Log file information for the Profile Synchronization & Reservation Upload, the last 2000 records are kept and the remaining records are deleted. This has been added to avoid this file size growing.
- 22123 TT 22123 Hotel Connector->Partner Property->Remote Search: The Remote Search has been enhanced allowing querying not only by Name, Zip Code and City, but also by Communication and Membership Number.

87481

Issues fixed

- 21066 TT 21066 Hotel Connector->Customer Relation->Remote Profiles->Download: When looking up a Profile remotely from one Partner Property to another Partner Property, the 'Download' button is disabled. In previous versions, the 'Download' button was active, but an error message displayed when downloading a Profile from another Partner Property. All profiles in a Hotel Connector Installation should be moved through the Central Database. That is Partner 1 -> Central -> Partner 2 and not directly between Partner Properties.
- 21067 TT 21067 Hotel Connector->Master Property->Customer Relation->Profiles->Options->Remote Profiles: If the flag: 'Allow profile lookup in non-primary hotels' was activated under Global Settings->Hotel Connector Tab in the Master Property, the Options under Customer Relation for Remote Profiles were not available, only if the sub license for Hotel Connector Profile and Statistics was activated as well. This has been fixed. It is possible from the Master property to search remote profiles in Partner Properties only with the Master license activated; the Sub license is no longer required.
- 21545 TT 21545 Hotel Connector->Synchronization: Since this version when synchronizing profiles, the fields 'Position' and 'Department' from the profile are also uploaded.
- 23116 TT 23116 Hotel Connector->Profile Synchronization: When synchronizing profiles from the Partner to the Master and changing the 'No Email' or 'No Mailing' flag, the profile in the master is updated accordingly.

80549

84095

92714

Suite8 Homepage

New Functionality/Feature

- 21285 TT 21285 Suite8 Central ->Synchronization, Configuration->Profile Merge Setup->Remote Profile Check & Resynch Setup & Suite8 Homepage: The Web Login and Password have been added to the Remote Profile Check and Resynch Setup and can be synchronized on Profiles between the Partner Properties and the Central database.

82790

S8 KIOSK

Kiosk

New Functionality/Feature

- 22089 TT 22089 General->KIOSK Interface & Suite8 Homepage: Functionality has been added for the KIOSK Interface, the View: 'V8_SYS_ReservationBalanceTotal.totalBalance ' has been enhanced and returns now the proper amount to be paid as expected revenue. In previous versions some charges, such as deposits for not checked in reservations were not considered. This has also been adapted on the Payment Page for Suite8 Homepage.

Kiosk Interface

New Functionality/Feature

- 22379 TT 22379 KIOSK Interface: Since Suite8 Version 8.9.4.3, functionality has been added for searching reservations by different parameters, such as Reservation ID, Member Number, the search by Reservation Number also includes search for Central Reservation Number and non-numeric characters are supported.

89366

S8 Online Interface

Online Interface

New Functionality/Feature

- 22759 TT 22759 Suite8 Online Interface for SynXis: The elements: 'AmountBeforeTax' and 'AmountAfterTax' are sent by SynXis in the reservation message. Depending on the configuration of the Central Reservation System, it can happen that the same value is sent for both fields which resulted in applying the wrong rate to reservations in Suite8. To make sure that this does not happen, the additional element 'RatePlanInclusions TaxInclusive' has been added. If this element is set to 'True', Suite8 Online Interface reads the value from the element 'AmountAfterTax', if the 'RatePlanInclusions TaxInclusive' is set to 'False', Suite8 Online Interface reads the value from the element: 'AmountBeforeTax'.
- 22784 TT 22784 Suite8 Online Interface for Hotelwebservices: Since Suite8 Version 8.9.4.3, the CRS Number in Suite8 ('YRES_CRSRESNR') is taken from the element 'HotelReservations' from the field 'IndexNumber' for Reservations entered by Suite8 Online Interface for Hotelwebservices . In previous versions the field 'IndexNumber' from the element 'RoomStays' was used. This was requested by Hotelwebservices.
- 23028 TT 23028 Suite8 Online Interface for Travelclick: The flag: 'Use net rates' on the Mapper configuration for Travelclick has been enhanced as requested by Travelclick. If this is selected, the net rate amounts are delivered in the 'AmountBeforeTax' element. If it is not selected, the gross rate amount is provided in the element: 'AmountBeforeTax'. In previous versions, when the flag: 'Use net rates' was not activated, the gross rate amount was delivered in the element: 'AmountAfterTax' and not in the element: 'AmountBeforeTax'.
- 23125 TT 23125: Suite8 Online Interface for TravelClick: If the field: 'Use Net Rates' on the Reservation tab when editing the Mapper is activated, it is also considered when downloading reservations, this was required by Travel Click, in previous versions it was only considered for rate upload. The amount in the element: 'AmountBeforeTax' in the reservation message is then a net amount and the tax is added in Suite8. If the field: 'Use Net Rates' is not selected, the amount in the element: 'AmountBeforeTax' in the reservation message is a gross amount and no tax is added in Suite8. This enhancement has been implemented since Suite8 Version 8.9.4.4.

Issues fixed

- 21446 TT 21446 Suite8 Online Interface for Channel Manager & Interface Log file: If multiple reservations are modified, the Channel Manager Online Interface has to cancel existing and enter new reservations. Double reservations were caused by these modifications if reservations had to be modified, but could not be cancelled due to existing postings. However these reservations were not indicated properly in the Interface Log file table (WILG). This has been fixed. When it is not possible cancelling a reservation due to an existing payment it is indicated properly in the Log files table 'WILG' and also in the 'MFNV8IFCAPI.XML, the message: 'SMHOT: E1124: Reservation not cancelled, because: Reservation has nonzero balance. Cannot be cancelled. CRS Number: 953639040-2002000074-0', is written to these logs.
- 22888 TT 22888 Suite8 Online Interface for SynXis: The error: 'ORA-001: unique constraint (XXX.XCMG_XCMS_GLOBALID) violated was prompted when an existing reservation with a linked profile was updated from SynXis. This has been fixed since version 8.9.4.3.

83646

91951

Online Interface

Issues fixed

- 22937 TT 22937 Suite8 Online Interface->Configuration->Software Interfaces->Suite8 Online Interface->Mapper->Upload Inventory: The panel for the Inventory Upload was not shown on the Upload tab when editing a Mapper of a Two Way Interface; this is displayed properly since Suite8 Version 8.9.4.3, allowing entering the Threshold, Overbooking and Summarize Definite and Tentative for the Inventory Upload.
- 23039 TT 23039 Suite8 Online Interface & Configuration->Software Interfaces->Suite8 Online Interface->XML Configuration: When editing the Suite8 Online Interface configuration via Suite8 on a workstation where Suite8 Online Interface is not installed, then the Vendor ID configuration is saved correctly. In Suite8 Versions smaller than 8.9.4.3, this was lost when the configuration was edited and saved from another workstation.
- 23041 TT 23041 Suite8 Online Interface for Stardekk: The element 'RoomStay' was not transmitted in the cancellation messages from Stardekk, this caused an error in the Suite8 Online Interface mapper and then no 'OTA_HotelNotifReport' was send back to acknowledge the cancellation. This issue has been fixed.
- 23107 TT 23107: Suite8 Online Interface for AvailPro: When processing a One Way reservation request the Interface generated an access violation upon creating the response file and the reservation was not completed in Suite8. This has been fixed.

92658

Online Interface Trust Voyager


Issues fixed

- 23109 TT 23109 Suite8 Online Interface for Trust Voyager: When two or more inventory triggers were created which could not be combined properly in one XML message, Trust responded with an error and the XML message was not send and remained in the table 'MQU4'. For example, a room inventory trigger and an out of order trigger were created but could not properly be combined into one message because the time ranges did not overlap. This has been fixed.

Rate Management

New Functionality/Feature

- 16053 TT 16053 Suite8 Online Interface for SynXis: Support for Rate Availability Restriction Upload has been added. For more details, please consult the document: 'Configuring Suite8 Online Interface for SynXis'.

- 16054  TT 16054 Suite8 Online Interface for SynXis: Support for Rate Code Upload has been added. For more details, please consult the document: 'Configuring Suite8 Online Interface for SynXis'.

86675

- 22908 TT 22908 Suite8 Online Interface & Configuration->Reservation->Rate Management->Rates: The field 'Online Interface' has been added to the rate code configuration. It is available if Suite8 Online Interface is activated and if the Trigger for Rate Code Upload is enabled. If the selected rate code calculation method is 'OTA /HTNG Rates', the field is automatically selected. The rate codes used for upload to Suite8 Online Interface are linked via the field 'Online Interface'; once this is selected

Rate Management

New Functionality/Feature

on a rate code, the rate code is automatically linked on the Suite8 Online Interface Configuration when editing the Mapper (in the Suite8 database the rate code is entered in the table 'MAVL', the table containing default room types and rate codes for Suite8 Online Interface Availability Request upload). If the selection of the flag: 'Online Interface' is removed on the rate code configuration, the rate code is removed from the Upload list on the Suite8 Online Interface Configuration. The update statement to this version, guarantees that all rate codes used on the Suite8 Online Interface Configuration for upload, have the flag activated.

Reservation Block

Issues fixed

- 22962 TT 22962 Reservation->Block Reservation & Suite8 Online Interface: When changing room types on the Block grid, only a Room Availability Trigger was generated, this has been fixed and the correct Trigger for Room Availability with Room Type is created since Suite8 Version 8.9.4.3.

S8 POS 8

POS8

New Functionality/Feature

- 16530 TT 16530 POS8->POSBACK: Functionality has been added allowing changing System Parameters in POSBACK. From the Manager Menu select the option: 'Edit System Parameters'. It is also possible loading new licenses, change dates and adding or testing 'undefcheckquery' parameters.
- 21561 TT 21561 POS8: With the release of POS8 Version 154.000, the payment function key: 'ACTAutoSplit' = Auto-Split' has been added allowing to use 'auto-pay' and split a check into multiple items.
- 22616 TT 22616 POS 8: With the POS release 163.002 dynamic tax change for 'out of house sales' has been implemented with the possibility to select the tax rate before settling a check. The requirement is that only specific outlets should be able to use this 'out of house sales' with dynamic tax change option. Therefore the flag has been added for MFOUTLET. A special dialog for tax change is prompted, if the flag 'QuestTax' for MFOUTLET is set to 'T' for true and if a payment method with 'MFPAYTYPE.QuestCheckOutTax' set to 'T' is selected. To collect the reduced tax revenue properly in the appropriate Department Code Buckets in Suite8, a target outlet needs to be selected for each check out tax option. To use this, select a Tax in 'Listview 1', make sure the option 'Take Away Tax Rate' is flagged, if the selected item is a take away tax rate, all Header Groups need to be flagged as 'takeawaydeductible', indicating that this group is allowed to be reduced by a take away sale. If there is no Target Outlet selected, then select a Source Outlet from the 'From Outlet-Drop-Down-ComboBox', listing only outlets where 'QuestTax' is set to 'T' and select then the 'To Outlet'-Drop-Down-ComboBox'. Select 'Listview 2' and from the right mouse short cut menu, choose one of the options:
New/Update
Delete
When selecting one of the above options, the 'ListView 2' is refreshed and the Target Outlet defined properly.

Hotel Damp

- 22851 TT 22851 POS8-: Since POS8 Release 8.162, the Korean Character Set 'KO16MSWIN949' is supported.
- 22897 TT 22897 POS8 & Multi Currency Support: Multiple changes were made to support using multiple Currencies. The setup of currencies is performed in POSBACK when editing the Paytype. There are two check boxes on the lower right part of the dialog: 'Primary Currency' and 'Home Currency'. If 'Primary Currency' is selected, some information is printed on checks. If 'Home Currency' is selected, there is a foreign key to this currency inside MFPARAM (defaultcurrencyid). A currency with this indication cannot be deleted.
If there is one primary currency, such as 'Swiss Franc', then the XML Variables can be used on checks.
For example, for a check with a total of 30 €, the variables are as follows:
CurrencyCheckTotal1 = 36.99
Currency1 = Swiss Franc
CurrencyCode1 = SFr
xngRate1 = 1.23290
If the subtotals differ from the check total the subtotal can be used with the variable 'SubTotal1'. If an invoice is settled in a foreign currency, the Payment dialog

POS8

New Functionality/Feature

automatically changes to 'Multi Pay' and the values are properly shown in the selected currency. However the change is calculated back to the Home Currency. This should also work the Dutch Tip and Overcharge settings. The Z-Readings were changed in a way, that if foreign currencies are used, they appear in their nominal amount. In previous versions, they were sometimes shown with their home amount. This has been added in POS8 Version 163.002.

- 23088 TT 23088 POS8 Table Reservations: Since POS8 release 165.000, the parameter: 'WarnOverrunTblRes' has been added to 'MFPARAM', it can be accessed on the system parameter dialog. The following options are available:
'N' for no verification on overstayed Table Reservations
'A' or 'O' checks while logging off, if there are any overstayed checks, such as 'MFCHECK.open = 'T'' and 'RRES_ENDTIME < [current_time]'. If the waiter owns 'HEADWAITER' permission, on 'A' all checks are prompted, if set to 'O' only the checks owned by the currently logged in waiter are prompted.

Issues fixed

- 22229 TT 22229 MFPOS8: Functionality has been added for allowing a forward slash (/) as part of a voucher number. The character has to be defined in the IFC supplement under SpecialChar. This has to be set to SpecialChar =/. The special character replaces the German character: 'ß' on the touch keyboard prompted to the waiter. The voucher number is only prompted if the flag: 'MFPAYTYPE.questvoucher' is set to 'T'. This has been implemented in POS Version 154.000.
- 22407 TT 22407 POS8 & Table Reservations: Since POS8 Version 159.003, the field 'RRES_DESCRIPTION' from the table 'RRES' storing 'Table Reservations' is automatically updated when changing a guest profile. This field contains the guest name.

Reports

New Functionality/Feature

- 21043 TT 21043 POS8 ->Dashboard: When using Suite8 Dashboard and POS, the Dashboard element for POS8 also indicates tables with the status 'Overdue' which have not being served for some time, these are indicated in 'Red'.
- 21239 TT 21239 POS8 & Suite8->HTML Files: Since POS8 Version 154.000, when opening HTML files from Suite8 from POS, calling HTML inside another HTML file is supported.

S8 Property Interfaces (IFC8.Exe)

IFC Functionality

New Functionality/Feature

- 21897 TT 21897 Configuration->Global Settings->Interfaces->Interface1 tab & Miscellaneous->Interface Functions->Wake Up: The flag: 'Allow to set Wake Up call for checked-in rooms only' has been added to the Interface 1 tab under Global Settings. If activated, only checked-in rooms are prompted in the drop down box when entering a new Wake Up call. If the Global Setting flag is not activated, the option 'Set for Checked-In Rooms only' can be selected on the Wake Up dialog and then the user can manually filter for checked-in rooms only.

S8 Reservation

Miscellaneous

New Functionality/Feature

12759 TT 12759 Front Desk->Messages: The message navigator has been adapted to use the standard grid components, such as sorting columns by clicking on the column Header and selecting several messages on the grid.

42453

Issues fixed

22640 TT 22640 Front Desk->Messages: With the enhancement of using standard grid components on the message navigator, it is possible since this version to select several messages on the grid and set them to 'Received' or use the other options on the right Message Menu if applicable for several messages.

89926

Rate Management

New Functionality/Feature

15126 TT 15126 Reservation->Rates->Child Age & Configuration->Global Settings->Reservation3 tab->Child Ages & Configuration->Reservation->Child Age Categories: Functionality has been added allowing entering the age of the accompanying child and calculating the price based on the age of the children. To use this, activate the flag: 'Child Ages' under Global Settings->Reservation3 tab. Define Child Age Category Groups. Link the groups to the Child Age Categories. On the Rate Configuration, when defining the rate details, the child age category can be entered. Under Form Customization define a reservation edit screen using the 'FidResChildAgePanel '. Then a grid on this panel is available allowing entering the number of children and their age, the rate is then calculated based on the age of the child. When changing this handling, it is also taken into consideration on Suite8 Homepage and MyStay reservation requests. The functionality has been added to fulfil the requirement for our Turkish office, where Travel Agents commonly send the reservation request with adults and accompanying children are send by indicating the number and age.

49224

21860 TT 21860 Rate Query (Ctrl. + R): Speed issues have been addressed on the Rate Query, when entering more than two child age categories on the Rate Query Scope, opening of the Rate Selection dialog was too slow, this has been enhanced and the Rate Selection is opened quicker when using different child age categories in the query.

92608

22390 TT 22390 Reservation->Policies, Configuration->Rate Management->Policies & Setup->Miscellaneous-> System Maintenance->Reservation->Reservation Check: Policies have been added to the Reservation Check Options under System Maintenance->Reservation. Each time a new policy is linked to a rate code this option opens when confirming the message to update reservations with this rate code. If a policy is changed, this option needs to be activated in order to apply the new values to existing reservations. When running the reservation check 'Policies' can be selected under the reservation check options. The check recalculates the policies based on the rate code link and checks if there is a different value linked on the reservation, if a difference is found, the one from the recalculation is taken and replaces the one on the reservation. The message: 'Please note that Policy Fix might overwrite manually selected Policies for Reservation' is prompted, indicating that when running this fix, manually linked policies to the reservation are replaced.

Rate Management

Issues fixed

- 21324 TT 21324 Rate Query (Ctrl. + R)->Rate Selection dialog->General Information box: The gross amount indicated in the box: 'General Information' on the Rate Selection dialog was not correct if a package was only attached for some nights, the rate was 'Day based' or if there was a rate amount change, such as a different rate for the weekend. This has been fixed. 82893
- 21842 TT 21842 Reservation->Promotions & Configuration->Global Settings->Rate Promotions & Reservation->Promotions: If the flag: 'Only overlapping dates' is activated on the Promotion Configuration, the promotion is used for arrival promotions and applies only if the arrival date and all days of the stay are within the defined date range. If a guest stays longer, then the entire promotion is not applied. In previous versions, it was applied when querying a rate with this promotion setup via Rate Query, even if the departure date was outside the promotion departure date. This has been fixed.

Reports

Issues fixed

- 22528 TT 22528 Reservation->Market Code & Global Settings->Reservation4 Tab->Virtual Suite Handling: When using Virtual Suite Handling and entering a Virtual Suite Reservation for one night, the Market Code entered on the Master Reservation was not filled on the 'Suite Slave' Reservation. This resulted in incorrect Market Statistics and has been fixed in Suite8 Version 8.9.4.3. 89156

Reservation Block

Issues fixed

- 13536 TT 13536 Block Reservation->Profile & Reservation->Profiles: If a reservation linked to a Profile with the Role 'Booker' was attached to a Block Reservation and this Block Reservation was already linked to a Booker Profile, the message is prompted with the question to link all profiles from the Block Reservation to the single Reservation, when answering this question with 'YES' a validation error was prompted that a Profile of the same type was already linked to the Reservation and the Reservation was attached to the Block only for the first day. This has been changed; in the above scenario a message is prompted about the Profile Conflict, but the Reservation is linked to the Block on all days.
- 14779 TT 14779 Block Reservation->Grid->Customize: The message: 'List index out of bounds(5)' is no longer prompted when removing a field from the Block grid by selecting 'Customize' from the right mouse shortcut menu, for example removing the field 'Booking Name' and saving the grid layout, clicking on 'Reservation' from the left shortcut bar and clicking again on 'Block Reservation' to open Block Reservations resulted in prompting the error message. This is fixed.
- 22938 TT 22938 Reservation->Block Reservation & Configuration->Conference Management->Channel Codes & Reservation->Channel Code: If a Channel Code is set to the status 'Inactive' under Configuration, it can no longer be selected on Block Reservations. 91507

Reservation Groups


Reservation Groups

Issues fixed

- 16144 TT 16144 Reservation, Group Reservation, Block Reservations and Financial Accounts & Configuration->CRM->Activity & Trace Groups: When selecting Traces from the Options Menu on the Reservation Navigator, only Traces with the corresponding type are shown. In previous Versions all Traces Types were displayed, this has been corrected.

Reservation ind.

New Functionality/Feature

- 8668 TT 8668 Reservation->Individual Reservation & Configuration->Reservation->Rate Management & System Maintenance->Reservation Check: Functionality has been added for validating rate code changes also for In House guests, for example when changing rate details of a rate code linked to a checked in reservation. In previous versions, these reservations were not included when running Reservation Check on the Rate Price, or when this option was automatically called upon changing a rate code in Configuration. Since Suite8 Version 8.9.4.3, the option 'Add In House and Future' can be selected on the Reservation Check dialog. It is also possible filtering by rate code. When changing a rate detail in configuration, the message: 'There are future reservations with this rate code. Do you want to update those reservations?' is prompted, as usual and answering this with 'Yes' opens the Reservation Check dialog with a filter on the selected rate code, from this dialog the 'Add In House and Future' option can be selected and the errors can be checked and corrected by selecting 'Fix Errors'.
- 30754
- 14716 TT 14716 Reservation->Inventory & Configuration->Reservation->Rate Management->Packages->Inventory: In Suite8 Version 8.9.3.0 the handling of packages used as inventory items has been added. However, two issues related to date comparison have been fixed since Suite8 Version 8.9.4.3. The message: 'Cannot change data on days where daily charges have been posted already' was prompted when changing the number of adults on a reservation, even if no package linked to inventory items were attached to the reservation.
- 62389
- 18227  TT 18227 Reservation->Guarantee Codes & Global Settings->Reservation4 Tab->Automatic Cancel by Guarantee Code & Fidelio Server->Cancellation: Functionality has been added allowing automatic cancellation by Guarantee Code using Fidelio Server. To activate this, the flag: 'Automatic Cancel by Guarantee Code' has to be activated under Global Settings->Reservation4 Tab and a Reason for the automatic Cancellation as well as a User for the automatic Cancellation has to be selected. The Service on Fidelio Server is called: 'Automatic Cancellation', selecting this Service and pressing 'Setup' button allows defining the automatic Cancellation of Reservations by Guarantee Code and entering an interval in minutes when this service should run. Automatic Cancellation by Guarantee Code is applied only to reservations were no postings are involved. One of the following messages are prompted if there are reservations which cannot be cancelled:
Error while cancelling reservation:
Error while cancelling reservation for a, a
Operation is aborted because user interaction is required.
Question: Balance is not zero. Do you want to move postings to a Financial Account?
This reservation cannot be cancelled automatically. Please cancel manually
- 89749
- 21996 TT 21996 Rate Query (Ctrl. + R)->Rate Query Scope: The field: 'Departure date' has been added to the Rate Query Scope, if a departure date is entered, the number of nights is calculated automatically and vice versa. In previous versions, the number of nights had to be entered and the departure date was not available on this dialog.

Reservation ind.

New Functionality/Feature

- | | | |
|-------|---|-------|
| | | 86545 |
| 22423 | TT 22423 Reservation->Sale Date & Configuration->Global Settings->Reservation->Reservation3 Tab: The flag: 'Sale date is current date instead of hotel date' has been added to the Reservation3 tab under Global Setting. If activated, the field: 'Booking Date' on the Reservation is filled with the System date instead of the Suite8 date. The field name for Booking Date is 'YRES_SALEDATE'. | |
| | | 87576 |
| 22668 | TT 22668 Reservation->Reservation->Navigator->Financial Accounts & Miscellaneous->User Settings->Reservation: The flag: 'Set FA starting Date filter to blank by default' has been added to the User Settings under Reservation. If this is activated, the search on Financial Accounts defaults to all and is not limited by the 'Starting Date'. If the flag is not activated, the Starting Date is filled with the Suite8 Date. Please note: Searching without date filter may have impact on the performance when queering large databases. | |
| | | 83595 |
| 23097 | TT 23097 Reservation->Party Reservation & HTML Files: When using party reservations, the party link in the 'Reservation.htm' file refers to the files 'PartyGuest.htm' and 'PartyGuests.qry' listing all members of a party reservation. | |

Issues fixed

- | | | |
|-------|---|-------|
| 9754 | TT 9754 Front Desk->Room Blocking & Reservation, Customer Profiles->Preferred Rooms/Room Types:
If a reservation linked to a guest profile with a preferred room number entered was selected under Room Blocking from the Front Desk Menu and the option 'Display only preferred rooms/room types' selected, the reservation was displayed but the related room number was not prompted on the 'Rooms' side. This has been fixed. | 31204 |
| 16745 | TT 16745 Reservation->Packages & Configuration->Reservation->Rate Management->Packages->Percentage: When configuring Packages, selecting 'Percentage' and entering an adult price, the message: 'Please note, it is recommended to configure percentage packages as flat amount! Otherwise the package share could result in a higher value than the rate amount share, as the percentage package will always be multiplied by the number of persons. Do you want to continue?' is prompted. This message has been added to avoid misleading calculation when a percentage package is configured with an adult price instead of a flat amount and the number of adults exceeds 1. Generally percentage package definition should be set to 'Flat Amount'. | 61960 |
| 16790 | TT 16790 Reservation->Edit->Profiles->Price & Configuration->Global Settings->Reservation->Multi Guest Link->'Rate Amount per guest' & User Rights->Reservation->'Manual price per guest': If the flag: 'Rate Amount per guest' is activated and the User Right: 'Manual price per guest' set to 'Deny' then it is not possible changing the price when editing a reservation and selecting 'Profiles' tab. In previous versions this was possible by clicking on the 'Price' field in the grid. This has been fixed. | |
| 17189 | TT 17189 Room Rack (Ctrl. + L): Room Types set to the status 'Inactive' are no longer displayed on the Room Type selection dialog on the Room Rack when opening the Room Type selection in the Filter section on the bottom right next to the field: 'Room Type'. | |

Reservation ind.

Issues fixed

- 63658
- 17485 TT 17485 Reservation->Options->Locator & User Rights->Locators: The user rights defined under 'Locators' were not considered when editing a reservation and on the reservation search navigator. When editing a reservation, the Locator indicator is visible to users not allowed to view Locators, but when clicking on the indicator, the message: 'Not enough rights for this operation (Locators->View)' is prompted. It is also visible on the reservation navigator grid in the field 'Locator'.
- 17944 TT 17944 Reservation->Edit->Edit Profile->Communication: If there are two communications of the same type and when removing the one marked as 'Primary' under reservation, the primary flag is changed on the Customer Profile and the message: 'Are you sure to remove primary communication' followed by 'Remaining communication is made primary' when confirming removal is prompted. In previous versions, when removing for example the Telephone number because two communications of this type were entered and the deleted one was the primary one, then the flag was not changed.
- 18069 TT 18069 Reservation->Rate Codes & Packages, Configuration->Reservation->Rate Management->Rates->Refresh at Check In & Global Settings->Reservation->Reservation2 tab->'Exchange Rates' ->'Refresh at Check In' and 'Foreign Currency Rate Code Handling': Two flags have been added to the Global Settings->Reservation2 tab under Exchange Rates: 'Constant local amount for local currency packages at Check In' and 'Increase total foreign price with the difference'. These flags have been added as requested by properties which did not want to change the local package amount because the calculation is driven by the foreign rate code's Currency Exchange Rate. If the flag: 'Foreign Currency Rate Code Handling' is activated and on the rate code in foreign currency, the exchange rate marked as 'Refresh at Check In' and this rate code is used on a reservation with a package in local currency added to the rate, the total rate amount of the rate code and the package changed due to the Refresh, for example with an USD rate code of 100, a local currency package of 10 added to the rate and an Exchange Rate of 1 USD = 0.78 in the local currency upon reservation creation and changed to 0.74, the day when the reservation was checked in. The rate amount of the reservation after Check In would change to 113.51 and on the Grid tab of the reservation the package price would be indicated with 13.51 for the foreign currency and 10.54 for the local currency. This is due to the fact that the currency defined on the rate code is the leading one. Properties that do not want the local package amount to be changed in this scenario can activate the flag: 'Constant local amount for local currency packages at Check In', then the local package amount would not change and in the above scenario the rate amount would be 113.51, the package amount on the Grid tab in USD would be 12.82 and in the local currency it would be 10. And properties that would like to increase the total foreign price with the difference amount can activate the next flag: 'Increase total foreign price with the difference' together with the previous flag. Then taking the above example the rate amount would be 112.82 after Check In, the package foreign amount would be 12.82 and the package local amount would be 10.00. (The amounts on this reservation would be exactly the ones as when creating a reservation with this rate code).
- 67723
- 18283 TT 18283 Reservation->Rate Code & Share Reservations: The message: 'Sharing reservation is already checked in. Cannot change room type' was prompted on share reservations checked in for several nights, when editing one of the share reservations and using the 'Days' button to move to the last night and deleting the rate code, clicking on 'OK' and editing the reservation again and selecting another rate code using the 3 dots button next to the rate code field to open the rate availability and selecting a

Reservation ind.

Issues fixed

- rate code using the same room type, then the message was prompted even if the new selected rate code was linked to the same room type. While fixing this, several strange message prompts were found and fixed. Since this version, the main reservation is validated first and with this, strange messages are no longer prompted. 69132
- 18522 TT 18522 Reservation->Options->Traces->Grid Customization: When adding the field 'WANT_NOTES' for displaying the 'Free text' field on Traces on the Trace Grid, then entering some Notes in this field, these are indicated correctly in the Grid Column, in previous versions, the notes were not shown on the Grid Column after adding the field via Grid Customization. 70797
- 19057 TT 19057 Reservation->Attributes & Rate Code Configuration->Attributes: In previous versions, it happened that a single attribute category on a reservation had more than one value, for example an attribute value of a single attribute category was linked to the reservation and a different one on the rate code then when linking the rate code to the reservation, both values were linked, which is incorrect for single select attribute categories and the handling of the daily attributes on the reservation was also indicated wrong. This has been fixed, since Suite8 Version 8.9.4.3, if a single attribute value is already linked to a reservation and on the rate code a different single attribute value is used, the rate code link does not change this value. 72387
- 19766 TT 19766 Reservation->Reservation Edit->Reservation Grid: The rate amount was updated with wrong values from previous calculated package and discount amounts, for example if a rate code was linked to a reservation, then a promotion with a discount and a package were linked, the corresponding fields 'Discount' 'Package' and 'Rate Amount' updated correctly on the reservation grid, but when changing the room type after the first night audit and checking the reservation grid again, the fields 'Rate Amount' and 'Package' were not populated correctly. This has been fixed. 75274
- 19999 TT 19999 Room Rack (Ctrl. +L)->Filter: The Room Rack Filter was not released if a query option, such as a specific Room Type was deselected and the 'Refresh' button hit. For example when selecting the filter 'Suites' on the Room Type and clicking 'Refresh' only Suite Room Types were displayed, but when removing the filter and clicking 'Refresh', the filter only displayed Suites.
- 20627 TT 20627 Reservation->Reservation Navigator->Financial Accounts tab: The column 'Status' on the grid indicates the status of the Financial Account in full: 'Expected', 'Checked In' and 'Closed'. In a previous version the status was indicated abbreviated: 'Ch', 'Ex', 'Cl'.
- 20821 TT 20821 Reservation->Reservation Navigator->Tabs->'Arrival', 'In House', 'Departure', 'Waitlist', 'Q Rooms', 'Fin. Accounts' : The short cut key 'Ctrl. + U' to Update a Reservation did only work when the tab: 'All' was opened on the Reservation Navigator. Since this version, when a different tab than 'All' is opened on the Reservation Navigator or via the drop down menu or the left Tool Bar Menu, then it is possible switching to Arrivals by pressing 'Ctrl + A ' or to 'All' by clicking 'Ctrl + U' without losing the form content. The tab: 'All' is opened and the reservations returned on the grid when pressing 'Ctrl + U' . This is true to all tabs if opened from the menu, even if there is no short cut to open the page. 80499

Reservation ind.

Issues fixed

- 21070 TT 21070 Reservation->Reservation Navigator & Edit a cancelled Reservation: Menu Items on the Options Menu were not available when selecting a cancelled reservation or a reservation with the status 'Read only' and clicking on 'Options' from the Reservation Navigator or when editing a reservation. This has been fixed, when editing or selecting a reservation with the status 'Read only' all issues have been addressed and the options which are allowed with this status are available since this version. 81764
- 21481 TT 21481 Reservation->Share Reservations->Share Tab: It is no longer possible changing the price of share reservations which are already checked out. The 'Price' Buttons are disabled for days in the past or if postings were made and the amounts for History days are highlighted in blue font colour. 83839
- 21848 TT 21848 Reservation->Promotion & Rate Management->Promotions & Global Settings->Reservation->Rate5 Tab->'Calculate Rate Promotions': Functionality for recalculating Promotional Rates has been added. To use this, the flags: 'Recalculate Promotions for the whole stay' and 'Warning for History days' have been added to the Global Settings->Reservation->Rate5 tab. When activating the flag: 'Recalculate Promotions for the whole stay', the promotion is recalculated for the whole stay even if just a small part of the reservation is changed. This is indicated by a hint when hovering over the flag. Prices and promotion are then always recalculated for the whole stay, even if something is changed only for a subset of the nights. This is needed to make sure that all promotions are recalculated with their new information for Length of Stay, Total price or spread amount evenly over days. The next field on the Rates5 tab: 'Warning for history days' is used to display a 'Warning' message if a promotion cannot be recalculated for history days or days with postings.(History days and days with daily postings made in advance cannot be recalculated). If the field is activated and there are promotions before or after the recalculation and there are history days, then the warning that history days cannot be recalculated is prompted as follows: 'Promotions of 'XX' cannot be recalculated for history days and for days with postings. Please adjust postings manually after saving reservation.' This message is prompted only once upon reservation edit, even if several changes are made. If the option 'Calculate Rate Promotions' is activated for the first time, the first check box: 'Recalculate Promotions for the whole stay' defaults to true. 85580
- 22771 TT 22771 Reservation & Global Settings->Reservation3 Tab->Use Multi Res Edit: An access violation was prompted when clicking on an empty area of the multi res edit reservation selection list, selecting no reservation and pressing 'Cancel'. This has been fixed.
- 22808 TT 22808 Reservation->'Overdue' & Miscellaneous->Reports: Overdue reservations were assigned to the wrong status (Yres_Calcstatus) upon Night Audit and therefore indicated as 'Departed Today' on the 'Departure Reports'. Since this version, these reservations are set to the correct 'Calcstatus' and do not show on a report listing 'Today's Departures'. 90508
- 22988 TT 22988 Reservation->Reservation Edit & Foreign Currency Rate Codes: The currency display when editing a reservation was incorrect, for the local currency reservations, in the fields: 'Rate Amount' and 'Discount Amount', the values were indicated as if it was the foreign currency amount two times. This has been fixed.

Reservation ind.

Issues fixed

- 23058 TT 23058 Reservation->Options->Confirmation Letter->History: The message: 'invalid pointer operation' was prompted when sending correspondence via 'E-Mail History'. This has been fixed. 92159
- 23077 TT 23077 Reservation->History->Attributes & User Rights->'Attribute change after check out': The user right 'Attribute change after check out' was not applied for daily attributes. This has changed as follows:
If a user is assigned to the right: 'Attribute change after checkout' then modifying attributes is possible at all times, even if the guest is not checked out. 92477
- 23121 TT 23121 Reservation->Edit Reservation->Grid & Foreign Currency Rate Codes: If the local currency is defined with no decimals, but the foreign currency use decimals, the total in the foreign currency is indicated correct with the decimals. In previous versions, the decimals for the foreign currency totals were not indicated and the amount was rounded. This has been fixed. 92728

Reservation Person Related

New Functionality/Feature

- 22671 TT 22671 Reservation->Multi Guest & Global Settings->Reservation2 Tab->Multi guest link: The flag: 'Do not copy multi guests to add on reservation' has been added under Multi guest link on the Global Settings->Reservation 2 tab. If activated a reservation with multiple guest profiles is copied only with the reservation profile when selecting 'Add on'. 86866

S8 Small Business Edition

Profile Management

Issues fixed

- 23153 TT 23153 Small Business Edition->Customer Relation->Profiles->New Address & Global Settings->Profile1 Tab->Default Address: When entering a new address on a customer profile with the Global Settings filled for Default Address Creation and a defined 'Default Address Type' and 'Country', the profile is created with the default address type and country and can be saved. In a previous version this was not possible, the address could be entered but the profile was not saved.

S8 Homepage

3rd Party Interface

New Functionality/Feature

- 21920 TT 21920 Suite8 Homepage->Online Payment & Configuration->Global Settings->Misc. Interface6 Tab->Suomen Verkkomaksut Interface: The following features have been added for Finland to keep transaction details and expect messages for payments: In the XML Interface there is an option for persistent data storage The payment gateway stores the objects not only in memory of the Web Server, but also via XML Interface persistence (the data is valid only for one hour in memory). If the data is transmitted to the Web Server and if the transaction details are not found in memory they are requested via XML Interface.

Calendar Events

New Functionality/Feature

- 22861 TT 22861 Suite8 Homepage->Calendar Events & Suite8 Configuration->Calendar Event Types: Filter Options have been added on Suite8 Homepage for Calendar Events. When opening the 'ShowCalendarEvents.aspx', it is possible selecting the Calendar Event Type from Web Enabled Calendar Event Types and the Calendar Event Location from all available Calendar Event Locations on Suite8 Homepage, the Calendar Event Location display is activated in Suite8 Configuration under Suite8 Homepage Set up->Tab2, if this is not activated, the Calendar Event Location is not available for selection on Suite8 Homepage. In Suite8 Configuration->CRM->Calendar Event Types, when configuring Event Types and the Calendar Event Type is marked as 'Web Enabled', clicking on the Tab 'Web' allows configuring the Web Short Info and on the Pictures Tab, it can be defined whether a Calendar Event Picture should display on the Web or not.
- 22905 TT 22905 Suite8 Homepage->Calendar Events: On Suite8 Homepage->'ShowCalendarEvents.aspx' a date range filter has been added, it defaults to the actual date 'Today' until the 'Default Number of Search Days' defined in Suite8 Configuration under Suite8 Homepage->Set up->Tab2.
- 22906 TT 22906 Suite8 Homepage->Calendar Events & Suite8 Configuration->Suite8 Homepage->Set up: Functionality has been added to decide whether Calendar Event Locations can be selected on Suite8 Homepage by activating the field: 'Show Event Locations' under Suite8 Configuration->Suite8 Homepage->Set up Tab 2.

Questionnaire

Issues fixed

- 23122 TT 23122 Suite8 Homepage & Guest Survey: When opening the Questionnaire form on Suite8 Homepage using the parameter 'Culture', for example parameter culture=de-DE, then the whole questionnaire form prompted was not translated. This has been fixed.

92729

Reports

New Functionality/Feature

- 22749 TT 22749 Suite8 Homepage->Mobile Reporting & Suite8 Configuration->Miscellaneous->Dashboard Setup: Functionality has been added allowing defining custom Dashboard layouts by user and user group. To use this, the Dashboard Setup needs to be defined under Suite8 Configuration by selecting



Reports

New Functionality/Feature

'Dashboard Setup' from the Miscellaneous Tree. In a first step, the available Dashboard Elements are imported in Suite8 by selecting the option 'Dashboard HTML' files, click 'New' and select all required QuickInfo Dashboard Element HTML files from the HTML directory. Then the user-defined layout is configured under 'User Defined Layout'. Select the User or press 'Show Me' button to display the logged in user's layout or press 'New' button to define a user-defined layout, select the User, enter a name for the Dashboard Layout, define the Type, such as 'Single', 'Double' or 'Quadruple', for either a single dashboard element, double or quadruple dashboard elements. The XML element: '<userdashboards/>' has been added and can be used in the 'mobilereports.xml'. This element replaces the list of actual user-defined dashboard definitions configured for the logged in user and or the user group. For example using the separate group in the 'mobilereports.xml' can be added as follows:

```
<group Name="User Defined Dashboard">
  <reports>
    <userdashboards/>
  </reports>
</group>
```

- 22882 TT 22882 Suite8 Homepage & Mobile Reporting: The Dashboard Element for Calendar Event Details has been added since this version; it includes all details, such as number of participants, for a single Calendar Event. The HTML file 'QuickinfoDash_CalendarEventsingledetail.html', provided with this release, can be added to the Dashboard Section in the MobileReports.XML file.

Suite8 Homepage


New Functionality/Feature

- 17874 TT 17874 Suite8 Homepage & Configuration->Reservation->Rate Management->Packages: If a package is configured with a Flat Price and is marked as 'Open for Web Booking', it can be selected multiple times and is not related to the number of adults, this is required for example for Spa Items. In previous versions it was only possible adding packages according to the number of persons. Since this version, the flat rate packages can be added or removed on Suite8 Homepage under 'Add On' when using '-' or '+' button.

79530

- 19637 TT 19637 Suite8 Homepage & Confirmation Letters: Since this version, when printing the confirmation letter on Suite8 Homepage, the letter is opened in PDF format in a second window.

77666

- 20045  TT 20045 Suite8 Homepage & Configuration->CRM->Task & Activity Types: Functionality has been added allowing sending Task & Activity requests via Suite8 Homepage. To use this each Activity which should be available for Web Requests has to be configured under 'Activity & Task Type' from the CRM Menu in Suite8 Configuration by selecting the Activity Type and opening the 'Web' Tab to set the Type to 'Web Enabled' and defining 'Web Short Info' and 'Web Long Info' and on the Pictures Tab, images to display on the Web for the Task or Activity can be selected. The Task & Activities can be requested by the guest via Suite8 Homepage by opening the page 'GuestRequestActivities.aspx'. To test this on a 'localhost' connection, the following URL: 'http://localhost/V8Client/GuestRequestActivities.aspx' can be used. The Guest has to register first and can then send the Activity Request. The Task & Activity is assigned to the Manager on Duty who then is responsible to distribute the Task &

Suite8 Homepage


New Functionality/Feature

Activities to responsible employees. Please make sure a Manager on Duty is assigned, if no Manager on Duty is assigned, the Task & Activity is not displayed on the Task & Activity List in Suite8.

20074 TT 20074 Suite8 Homepage->Login: After the reservation is completed and the Login Page is prompted, it is now possible to login as:

1. Existing Guest using the 'User Name' or 'Email Address' and pressing 'Login' button for logging on. Existing guests can apply for a new password or initiate one.
2. New Guest with the option to 'Register' and pressing 'Continue' button to refer to the registration page.
3. 'Without Registration' and pressing 'Continue' button to enter Personal Data for the reservation.

The layout has changed: the three options are prompted next to each other in a row.

20712  TT 20712 Suite8 Homepage & Table Reservations & Voucher Management: Functionality has been added to Suite8 Homepage allowing booking several rooms and/or a table and/or buying an online voucher all at the same time. For reservations this is performed on the Booking Page after adding possible packages and clicking on 'Add to Cart'. On the StartBooking page, the options: 'Room Reservation', 'Buy a Voucher' and 'Reserve a Table' are available and can be selected to open one of the selected dialog options and proceed by adding these items to the shopping cart. Please refer to the Suite8 Homepage documentation for more details about this new functionality.

79822

21185 TT 21185 Suite8 Homepage->Register: Since this version, log on to Suite8 can be performed from all pages, the option 'My Account' is displayed on top of all pages and allows log on at any time of the reservation process.

82238

21237 TT 21237 Suite8 Homepage->Advertisement & Social Networks->Twitter & Facebook & Rate Query & Calendar Events->Post Networks: Functionality has been added to post not only to the social network platforms Twitter & Facebook from the Rate Query and Calendar Events dialog when pressing 'Post Networks' button, but also to post this Tweet or Facebook Event as an Advertisement on Suite8 Homepage by clicking 'Advertisement' button from the 'Post Networks' dialog and entering a comment, or pressing 'Create Message' button to create the message from the selected report, the text can then be posted to Suite8 Homepage by selecting 'Web Enabled' and also on the Rate Query by selecting the field 'Rate Query' on the Advertisement Ticker configuration. The dates have to be filled only for 'Advertisement Dates' it is not possible entering 'Reservation Dates' for the Advertisement. Please note, when using 'Tweet' and 'Advertisement' on the 'Post Networks' dialog, the 'Advertisement' configuration has to be completed before sending the 'Tweet' as the dialog closes after posting to Social Networks and confirming the 'Post successful' message.

21291 TT 21291 Suite8 Homepage->Error Logging: Since this version, error messages, like 'Catastrophic Failure' will no longer occur, instead of this, the message: 'The error has occurred. Error code is 'XXXX'.' is prompted. The error code is stored in the table 'WERR', the application error log table, in the field 'WERR_ID' and it is written to the 'FidelioV8error.log'. The error codes are coming from the XML Interface such as: 'IR', 'UR' for

UR	Un-process able request, this request cannot be carried out, no retry
IR	Invalid request or unsupported request type
IC	Invalid credentials Wrong username or password

Suite8 Homepage

New Functionality/Feature

Please consult the XML Interface documentation for a detailed description of the corresponding error codes.

82805

21630

TT 21630 Suite8 Homepage, XML Interface & Suite8 Kiosk & Definition of mandatory fields: Since this version it is possible defining mandatory fields to be filled on Suite8 Homepage, Suite8 Kiosk and XML Interface. To use this, the file 'MandatoryFields.config' has to be edited in the Suite8 Homepage directory, usually this is: '\inetpub\wwwroot\v8client', there is a separate configuration for the files: 'Registration.aspx' and 'UserDataNoLogin.aspx' which is indicated in the file. With this, errors occurred in previous versions, related to translation issues have been addressed and are checked against the file: 'translationexception.aspx'. Data input, if a regular expression is used, can be validated. For example if the Email is entered, or if the minimum length of stay is filled, the password or the credit card number are missing. The file is provided with this release of Suite8 Homepage and standard checks have been added.

77887

21947



TT 21947 Suite8 Homepage & Online Settlements: Suite8 Homepage Online Settlement has been enhanced with two more features:

1. Since Suite8 Version 8.9.4.3 the ability to use multiple payment methods at the same time has been added.

2. The plugin for Giropay payment via VR-PAY has been implemented.

With this, the parameters: 'OnlinePaymentPluginDLL' and 'OnlinePaymentPluginClassName' in the file Global.asax are obsolete and have to be removed. The configuration can contain multiple calls and the variable 'hotel.addOnlinePaymentPlugin' is used instead of specifying the 'OnlinePaymentPluginDLL' and 'OnlinePaymentPluginClassName'. Guests are now able to select the payment method from multiple choices, such as Paypal, Credit Card via VR-PAY or Giropay via VR-PAY.

21955

TT 21955 Reservation & Suite8 Homepage & Configuration->Reservation->Room Management->Room Types & Rooms->Min Pax: The field: 'Min. Pax' has been added to the Room Type and Room Configuration allowing defining the minimum number of persons per room. This field is checked against the number of Adults and Children when entering a reservation or requesting an online reservation via Suite8 Homepage. For example if a double room is defined with two persons minimum and a reservation is entered with one adult for this room type, then the warning message: 'Minimum Number of persons is not reached on the following dates: 'Do you want to continue' is prompted. The user can continue while answering the message with 'Yes' or abort and change the number of adults or the room type by selecting 'No' on the message prompt. On Suite8 Homepage, when entering one adult, Room Types configured with two persons as minimum number of persons are not available for selection.

22094

TT 22094 Suite8 Homepage & Reservation->Options->Confirmation Letters & Miscellaneous->Reports->Internal Editor. The Payment page on Suite8 Homepage has been adapted to use the same layout as all other Suite8 Homepage Pages and to return the proper amount if deposit payments are involved. Confirmation Letters can be created to direct the Guest via a link to the Payment page on Suite8 Homepage. When creating Confirmation Letters using Internal Editor, on the fields section under 'Reservation', the field: 'Payment Page' can be added to the Confirmation Letter using a Report Template created with Internal Editor. For example:
Hyperlink(URLText.W8HP_URLTEXT+'/PaymentPage.aspx?ResID='+RES.RESERVATION_ID+'&t='+S8HPAuthToken(RES.RESERVATION_ID), 'Payment page')
Then the guest can click on the link to be redirected to the Payment Page.

Suite8 Homepage

New Functionality/Feature

- | | | |
|-------|--|-------|
| | | 90108 |
| 22554 | <p>TT 22554 Suite8 Homepage & Configuration->Suite8 Homepage->Set Up->Refresh Cache: Functionality has been added allowing to reset the Cache for Suite8 Homepage. Under Configuration->Suite8 Homepage->Set Up, the cache on Suite8 Homepage is reset by clicking 'Refresh Cache' and on Suite8 Homepage in the root directory, usually \inetpub\wwwroot\v8client, the page 'RefreshCache.aspx' can be called via local browser, for example on a localhost connection it is: 'http://localhost/V8Client/RefreshCache.aspx'. Then the cache is cleared.</p> | |
| | | 89575 |
| 22871 | <p>TT 22871 Suite8 Homepage ->Length of Stay Definition & Configuration->Suite8 Homepage->Set Up: Since this Version not only a maximum length of Stay can be set for reservation requests via Suite8 Homepage, but also a minimum length of Stay. Both values are defined under Suite8 Configuration->Suite8 Homepage->Set Up in the fields: Minimum LOS and Maximum LOS. The variable 'hotel.maxLOS' in the file 'Global.asax' is no longer used.</p> | |
| 22891 | <p>TT 22891 Suite8 Homepage->My Account->Display of Tabs & Configuration->Suite8 Homepage->Set up: The display of tabs on the Registration Page can be defined per property under Suite8 Configuration->Suite8 Homepage->Set up->Tab2, with the following options:</p> <p>Show Preferences, clicking on 'Preferences', displays special requests entered on the Guest Profile, such as requested Newspapers, Pillows and the Mailing Preferences</p> <p>Show other Preferences, clicking on 'Other Preferences' button on the Preferences page allows entering Guest Service Requests and with this submitting Requests valid for the Stay or general Maintenance Requests to the Property.</p> <p>Show Reservations, clicking on Reservations displays History and Future Reservations for the logged in Guest</p> <p>Show Table Reservations, clicking on 'Table Reservations' displays the Table Reservation for the logged in Guest</p> <p>Show Bonus Points, clicking on 'Bonus Points' Tab displays details of the Membership Schema for the logged in Guest, such as the Membership Number, Membership Type, Current Points and the Bonus Point Statement</p> <p>Show Registered Events, clicking on the 'Registered Events' Tab on Suite8 Homepage, displays details about future Event Registrations for the Guest</p> <p>Show Allotments, this option is only available if the flag: 'Use Block Pickup Agents' is activated under Global Settings->Reservation4 Tab, the Agent linked to the Corporate Id under 'Pickup Agent' is allowed to view the Tab 'Allotments' under My Account on Suite8 Homepage and can pick up rooms from a Block Reservation.</p> | |
| 23112 | <p>TT 23112 Suite8 Homepage & Calendar Events: When opening Calendar Events on Suite8 Homepage via Browser, the 'ShowCalendarEvents.aspx' can be opened with parameters, for example opening the Calendar Events Page with the following parameters on a localhost connection:
 http://localhost/v8client/showcalendarevents.aspx?startDate=03.04.2014&endDate=01.05.2014&culture=de-DE
 lists the events for the entered dates and the language is 'German'.</p> | |
| 23206 | <p>TT 23206 Suite8 Homepage, CCM Homepage, Mobile Reporting and My Stay & Setup->Miscellaneous->Licenses->Software Interfaces->Suite8 Web Connect: Since this version, all web connected modules run with one License Code called Suite8 Web connect.</p> | |

Suite8 Homepage

Issues fixed

- 18203 TT 18203 Suite8 Homepage->Web Selling Categories & Languages: When changing the language on the second page, such as changing from English to German, and returning to the first page, the Web Selling Categories were not translated, they were displayed in English. This has been fixed.
- 18395 TT 18395 Suite8 Homepage & Web Sales Category: If both: 'Web Sales Category' and 'Availability Calendar' were used, alternate options could not be selected on the Availability Calendar. For example when requesting for a period where no rooms were available, such as from 31.07 - 03.08 and the following options for alternate reservation dates got displayed: '08-06.08 / 04.08-07.08 / 05.08-08.08', selecting the last date range: '05.08-08.08', resulted in prompting the previously request but from '03.08 - 06.08' only, no offers were indicated for the dates: 04 or 05.08. This has been fixed. 69597
- 21450 TT 21450 Suite8 Homepage->ShowBriefPrices->Read More: Several issues have been fixed on the Price and Package Overview on Suite8 Homepage when clicking 'Read More' on the Rate to display the Long Web Info description. For example this information was not displayed if the configured rate code had a space in the Code field. When using Web Selling Categories, the information was not available when clicking 'Read More' on the price information on the 'Room Only' Tab on Suite8 Homepage or if the Web Selling Category Code contained a character like '<>'. All this is working correctly since this version. 83723
- 21451 TT 21451 Suite8 Homepage & Availability Calendar: The defined availability limit for Suite8 Homepage is considered correctly since this Version. In previous versions, it was not, for example if there were no rooms available in the property, the colour on the availability calendar indicated green for the entered dates, but when proceeding with the booking, the message: 'No Rooms available' prompted with the alternate dates option. This has been fixed. 83706
- 21534 TT 21534 Suite8 Homepage & Google Analytics: When opening Suite8 Homepage using a Widget in a multi-domain environment, such as when using an external form to collect the data from the guest, with Google Analytics Segmentation, the data is passed to the 'Inquiry.aspx' and transmitted to the 'ShowBriefPrices.aspx', but the HTML-Code and Java Script from Google Analytics was not executed by the Inquiry.aspx, the forwarding was processed on the server and the information from the Cookies were not analysed. This has been fixed. 83573
- 22042 TT 22042 Suite8 Homepage & Configuration->Suite8 Home Page->Setup: The configuration of the maximum number of persons has changed. The maximum Number of Adults is no longer controlled via the file Global. ASAX and the variable:'hotel.maxNoOfAdults' has been removed. Since this Version, the control is configured in Suite8 Configuration under Suite8 Homepage->Set Up by the flags: 'Maximum Number of Adults', 'Maximum Number of Persons' and 'Max Number of Children per Child Category'. These definitions are also used for Suite8 Kiosk and MyStay.
- 22200 TT 22200 Suite8 Homepage->Confirmation & Translation: The translatable string 'to' was not defined in the file 'Confirmation.aspx' when printing the Confirmation Letter via Suite8 Homepage. Since this version, all items on Confirmation Letters for Suite 8 Homepage are translatable. 87853

Suite8 Homepage

Issues fixed

- 22300 TT 22300 Suite8 Homepage & Configuration->Suite8 Homepage->Availability Calendar: The color defined for 'Fully Booked' under Configuration->Suite8 Homepage was not applied. This has been fixed. Please make sure that the Occupancy Percentages are configured properly:
For example
From 0-50
From 50-70
From 70-90
From 90-100
Fully Booked
Although 100% is the Status 'Fully Booked', the Option is required because the internal calculation process might result in a sum which is less but not equal 100%, for these results the previous option until '100' before the Option of 'Fully Booked' applies. 88359
- 22312 TT 22312 Suite8 Homepage->Register & Corporate ID: The Corporate ID is displayed when logged into Suite8 Homepage and a Corporate ID is entered on the registration page and clicking 'My Account', if the Corporate ID is linked to one company in Suite8. In previous versions it was not indicated, even when entering it on the registration page and then clicking 'My Account'. 88394
- 22756 TT 22756 Suite8 Homepage->Terms & Conditions & Internet Explorer: The check box for Terms & Conditions was not checked when using Internet Explorer as Browser. This has been fixed. 90384
- 22812 TT 22812 Suite8 Homepage->Register & XML Interface & Credit Cards: When transferring Credit Card details via Suite8 Homepage or XML Interface and updating a Credit Card with a new expiration date, the date is updated correctly to Suite8. 90801
- 22942 TT 22942 Suite8 Homepage & Calendar Events: If a web enabled Calendar Event has a starting and ending time defined, it is indicated on Suite8 Homepage->'ShowCalendarEvents.aspx'.

Translation Studio

Issues fixed

- 22802 TT 22802 Suite8 Homepage->Online Payment & Translation Studio: The message: 'System Error has occurred. Payment failed. The payment process has been cancelled' can be translated since this version. In previous versions, this message was always prompted in English when the payment process was cancelled or interrupted on Suite8 Homepage, regardless of the chosen language. 90397

Voucher Management

Issues fixed

- 22504 TT 22504 Suite8 Homepage & Voucher Management: The total amount to be paid was not reset which resulted in submitting the wrong amount to the payment gateway the next time a Voucher was selected. For example: When purchasing a voucher for 100.-- on Suite8 Homepage Voucher selection, finishing the process and proceeding with the next Voucher selection for 100.--, then a total amount of 200.-- to be paid was

Voucher Management

Issues fixed

indicated. This has been fixed.

XML Interface

Issues fixed

- 15750 TT 15750 Suite8 Homepage & Rate Management: Rate Codes with the status 'Inactive' are no longer available for selection on Suite8 Homepage. In previous versions this was possible when creating a company profile in Suite8, entering a corporate id and linking a rate code, then on Suite8 Homepage creating a user account for this company and then in Suite8 Configuration, selecting the rate code linked to the company profile and changing the status to 'Inactive'. On Suite8 Homepage, this rate code was shown and could be selected, upon submitting this reservation the message: 'Inactive rate codes cannot get assigned' was prompted. This has been fixed.

56891

S8 Table Reservation

Table Reservation System

New Functionality/Feature

22078 TT 22078 Table Reservation->Availability: Functionality has been added allowing using 'Swap' also for table reservations. When using 'drag & drop' on the Table Reservation Availability to move one table reservation on top of another one, the message: 'Swap Tables?' is prompted. However if the table reservation is marked as 'fixed', the message: 'The reservation is marked as fixed. Swap tables?' is prompted, selecting 'Yes' with a user assigned to the right to 'Move fixed table reservation' swaps the table reservation, for User not assigned to this right, the message prompt is: 'The reservation is marked as fixed. You don't have the right to change tables.'

87127

22446 TT 22446 Table Reservation->Edit, HTML Files & POS8: The guest check details are available on the 'Tablereservation.HTM' file.

S8 Translation Studio

Translation Studio

Issues fixed

- 20688 TT 20688 Translation Studio: Several enhancements have been completed for verifying 'Accelerator Keys' in Translation Studio: When selecting 'Settings' from the Main Menu and activating 'Accelerator Warning', duplicate distributed Hotkeys can be checked automatically. Even if this setting is not activated, duplicate Hotkeys can be checked when selecting option 'Forms' on the left side and pressing 'Verify Hotkeys' button. A dialog box is displayed, indicating each Form, Language and the Accelerator Key which is distributed more than one time. Forms with accelerator key issues are highlighted with the colour 'lime' if they are translated and if they are not translated in the colour 'green' on the left side. If the form has other issues, these colours have priority and the colour and the status is displayed on the left bottom side. If the option 'Set Filter Language' is selected from the right mouse short cut menu on the top node, it is possible filtering for accelerator key issues only on the selected language forms, these are then highlighted in 'lime' colour only if there is a Hotkey issue. From the Language Selection Menu, it is now possible, clicking 'None' to clear the filter and allows checking all languages for accelerator key issues.

S8 XML Interface

XML Interface

New Functionality/Feature

22497 TT 22497 XML Interface & Global Settings->Reservation3 Tab->Offers: If offers are activated, the XML Interface version higher than 1.1.0 supports Offers. There is a filter and request field supporting the reservation state offer.

89197

22720 TT 22720 XML Interface, HotelWebService & Configuration->Scheduled Task: Functionality has been added for HotelWebService to export Departure information via Scheduled Task. For more details on how to configure this task, please refer to the document: 'Configuring Scheduled Tasks for HotelWebService.PDF'.

Issues fixed

22397 TT 22397 XML Interface: Using multiple conditions on the same field has been enhanced, in previous versions this functionality did not work properly, for example when using the following request:

```
<request ID="Sys1" UserName="XMLInterface" Password="3Xy6F#frIg5VGHa">
  <query ReqType="Posting" Name="X">
    <conditions>
      <condition name="PostingDate"
operation="gt">01.10.2012</condition>
      <link operator="AND">
        <condition>
          <condition
name="PostingDate" operation="lt">03.10.2014</condition>
        </condition>
      </link>
    </conditions>
    <fields>
      <field name="ProfileID"/>
      <field name="GuestNum"/>
      <field name="PostingPrice"/>
      <field name="PostingDescription"/>
      <field name="PostingDate"/>
      <field name="PostingQuantity"/>
      <field name="DepartmentCode"/>
      <field name="DepartmentType"/>
      <field name="PostingGuestNumOrig"/>
    </fields>
  </query>
</request>
</fidelio>
```

The multiple conditions were discarded. This has been fixed and the above request will return the correct results.

66059

22450 TT 22450 XML Interface->3rd Party Interface- & Configuration->Global Settings->Hotel Connector 1 tab->3rd Party Profile Search: A 'max open cursor' error occurred on the 3rd Party Profile Search. This has been fixed.

89043

XML Interface

Issues fixed

- 22540 TT 22540 XML Interface & Credit Cards: The Code of the Credit Card Type Check was used instead of the Credit Card Type Code and the Translation Table was not considered. For example, with the following configuration in Suite8 Setup:
Credit Card Type Check: VI Visa
Credit Card Type: VA Visa
and the Translation Table in the Conversion, the CRS Credit Card Code: 'VA' mapped to the PMS Credit Card Type: 'VA', then the code 'VI' was used. This has been fixed. Please note: In case Suite8 Homepage is used, please make sure to use the same code for Credit Card Type and Credit Card Type Check for these Credit Card payment methods, which can be selected on the registration page.

89542

S8 XML Interface for Registration Systems

3rd Party Interface

Issues fixed

- | | | |
|-------|---|-------|
| 19519 | TT 19519 Jet Web Interface & Suite8 Share Reservations: When performing an export for JetWeb and in Suite8 Virtual Suite Handling was activated, checking in a virtual suite reservation, resulted in applying a registration card number to the virtual suite as well, but as the reservation had no number of adult, the registration card number was not exported. This resulted in error messages in JetWeb and has been fixed. | 74741 |
| 22370 | TT 22370 JetWeb Interface: When using Advanced Registration, upon Night Audit the registration card number is assigned correctly. In previous versions this was not working and the message: 'There are no reservations eligible for JetWeb export' was prompted and no registration card number assigned. This happened only upon Night Audit and has been fixed. | 88709 |
| 23096 | TT 23096 Jetweb Interface & Export: When running Jetweb Export in Switzerland the information in the fields: 'Abgereist' and 'Abgeplant' are included in the Jetweb Export for group reservations. | 92052 |

Find out more about what MICROS-Fidelio can do for you

For more information about Suite8
please contact us at sales-eu@micros.com.

About MICROS-Fidelio

Serving the hospitality and speciality retail industries, we are the world's leading developer of enterprise applications. Our global presence and local support have helped us build a long list of references - hotels, restaurants, conference centres, retail, stadiums, theme parks, casinos and cruise ships. We maintain an intense dialogue with colleagues throughout these industries. The result is a wide range of integrated software, hardware and business technology solutions and services. These help to optimise your operation and increase profits by providing your guests with a personalised service.

MICROS-FIDELIO GmbH

Europadamm 2-6
41460 Neuss
Germany
Phone: +49-(0)2131-137 0
Fax: +49-(0)2131-137 777

www.micros-fidelio.eu

micros® and micros-fidelio® are registered trademarks of MICROS Systems, Inc. Certain product and company names appearing here may be the trademarks or service marks owned and/or registered by third parties. All other product and brand names are the property of their respective owners.

© Copyright 2014 MICROS Systems, Inc. All rights reserved.