



Development
Patch Release Notes

micros®
Fidelio Suite8

Version 8.9.5.2
MICROS Fidelio Suite8
Documentation

This document has been prepared by MICROS-Fidelio GmbH and is available to a select group of individuals for informational purposes. This is a confidential document that contains concepts, methods and other proprietary information. Readers are to treat the information herein as confidential.

Information in this document is subject to change without notice.

MICROS-Fidelio GmbH. makes no warranty of any kind with regard to this material, including but not limited to the implied warranties of marketability and fitness for a particular purpose.

MICROS-Fidelio GmbH Ltd. shall not be liable for errors contained herein or for incidental or consequential damages in connection with the furnishing, performance, or use of this material.

Copyright © 2014 MICROS-Fidelio GmbH. All Rights Reserved. No part of this publication may be reproduced, photocopied, stored on a retrieval system, or transmitted without the express prior written consent of the publisher.

Version 8.9.5.2

Check list with required upgrade steps for **8.9.5.2**:

- Make an export of the user V8LIVE.
- Make sure, that the database has been updated to version 8.9.5.1

Run all the update scripts needed for this new version.

- Updating from 8.9.5.1:
 - > 8_9_5_1_to_8_9_5_2#0.sql
 - > 8_9_5_1_to_8_9_5_2#1.sql
 - > 8_9_5_1_to_8_9_5_2#2.sql
 - > 8_9_5_1_to_8_9_5_2#3.sql
 - > 8_9_5_1_to_8_9_5_2#4.sql

Please note, the file 8_9_5_1_to_8_9_5_2#3.sql is an update script containing all changed views since 8.9.5.1. Executing 01_allviews.sql is not required in case of updating from 8.9.5.1 only.

- Run the following statements, connected to Oracle as SYSDBA (these statements are also part of the script 10_runasSYSDBA.sql - however, they are already required to avoid possible compilation errors when creating all views and procedures). The variable SCHEMANAME needs to be replaced with the name of the live user (usually V8LIVE):

```
CREATE OR REPLACE view sys.x_$ksppi as select * from SYS.X$KSPPI;
CREATE OR REPLACE view sys.x_$ksppsv as select * from sys.X$ksppsv;
GRANT connect to SCHEMANAME;
GRANT create session to SCHEMANAME;
GRANT create table to SCHEMANAME;
GRANT create type to SCHEMANAME;
GRANT create procedure to SCHEMANAME;
GRANT create view to SCHEMANAME;
GRANT create trigger to SCHEMANAME;
GRANT create sequence to SCHEMANAME;
GRANT create materialized view to SCHEMANAME;
GRANT select on v_$session to SCHEMANAME;
GRANT select on gv_$session to SCHEMANAME;
GRANT select on v_$database to SCHEMANAME;
GRANT select on dba_indexes to SCHEMANAME;
GRANT select on dba_tables to SCHEMANAME;
GRANT select on dba_users to SCHEMANAME;
GRANT select on dba_tab_columns to SCHEMANAME;
GRANT select on dba_ind_columns to SCHEMANAME;
GRANT select on dba_ind_expressions to SCHEMANAME;
GRANT select on v_$sess_io to SCHEMANAME;
GRANT select on v_$statname to SCHEMANAME;
GRANT select on v_$sql to SCHEMANAME;
GRANT select on v_$sysstat to SCHEMANAME;
GRANT select on v_$parameter to SCHEMANAME;
GRANT select on v_$instance to SCHEMANAME;
GRANT select on dba_free_space to SCHEMANAME;
GRANT select on dba_data_files to SCHEMANAME;
GRANT select on v_$log to SCHEMANAME;
GRANT select on v_$tablespace to SCHEMANAME;
GRANT select on sys.x_$ksppi to SCHEMANAME;
GRANT select on sys.x_$ksppsv to SCHEMANAME;
GRANT select on dba_rsrc_plan_directives to SCHEMANAME;
GRANT execute on dbms_crypto to SCHEMANAME;
```

GRANT execute on dbms_snapshot_utl to SCHEMANAME;
GRANT create any table to SCHEMANAME;
GRANT select on dba_temp_files to SCHEMANAME;
GRANT select on dba_tablespaces to SCHEMANAME;
GRANT select on gv_\$sort_segment to SCHEMANAME;

After the update, please run the following scripts:

-> 02_allprocs.sql
-> 03_generated.sql
-> 04_autoindexes.sql
-> 05_200index.sql
-> 06_comments.sql
-> 07_afterVersionUpdate.sql

Rebuild all indexes as described in the documentation (see also <ftp.v8.myfidelio.com/Oracle/Publications> connected as user V8).

Run 08_gatherstatisticsforall.sql (see also <ftp.v8.myfidelio.com/Oracle/Publications> connected as user V8).

Run the statements in the script 10_runasSYSDBA.sql by following the instructions as described in the file.

Use latest register.bat for new installations or minregister.bat for updates, both are provided with the new executables and DLL's.

Update existing VerCtrl.ini with new DLL's, Html's and Help Files or use latest one from FTP.

Run Sequence Fix (Suite8 -> Setup -> Miscellaneous -> System Maintenance -> Database -> Sequence Fix).

Execute Primary key existence check (Suite8 -> Setup -> Miscellaneous -> System Maintenance -> Miscellaneous -> System Check -> Database -> Primary key existence) and make sure no primary keys are missing (except for WLNR, WNEB and STAB).

Update Mailing (Suite8 -> Setup -> Miscellaneous -> Updates -> Mailing Update -> import mailing.sql provided with this release)

Update Translation (Suite8 -> Setup -> Miscellaneous -> Updates -> Translation -> Import Translation Manually -> import translation file provided by local office)

Please note that updating an existing Online Interface installation requires to first uninstall and then to reinstall the interface by using the new Online Interface Install Shield shipped with this release.

The tray icon of the Fidelio Server is not visible anymore when running as a service on a Windows 2008 server. This is due to changes in the operating system, however a workaround is provided, please refer to the Help File->How To->Fidelio Server->Fidelio Server->Installing Fidelio Server as a Windows Service on a Windows 2008 Server.

Check these release notes for new features/changes in Suite8.

Please refer to TT 5 for an overview of all new user rights.

Check which version of Oracle is used at the moment.

Oracle 11g Release 2 (11.2.0.3 **or** 11.2.0.4) for the database installation (32bit or 64bit) and client installation (32bit) has to be used.

Please note, it is imperatively required to install Oracle with the parameter setting 'compatible=10.2.0.4'. Please refer to the new install shield 8.9.5.2.

Please note, as of version 8.9.3.0 .Net Framework 4 needs to be installed on the web server hosting the Suite8 Homepage.

Each workstation using XML communication from Suite8 needs to have MSXML 4.0 or 6.0 installed. This is not only required for the XML-Interface, but also for Fiscal Printer Interface, Allgaeu Walser Card or Leisure/Bella Vita. The latest Install Shields are also checking the version of MSXML and will give a warning message in case only elder versions are found.

The file ifcaction.dll (required for ifcbusi.dll) has been changed to ifcaction.tlb, which requires a new version of verctrlV8.exe in order to successfully register this library after having been copied to other workstations. Another executable REGTLIB.exe needs to be in the same directory as the verctrlV8.exe. Both files are available on the FTP.

S8 Accounts Receivable

Accounts Receivable

Issues fixed

- | | | |
|-------|---|-------|
| 16085 | TT 16085 Cashiering->Accounts Receivable->Transactions Tab->Payment: The Payment button is only available when selecting records belonging to the same account on the Transactions tab. In previous versions it was possible selecting several transactions from different accounts and clicking 'Payment', the payment was then also applied to the other accounts but using the details from the first transactions account. This has been fixed. | 58523 |
| 23330 | TT 23330 Cashiering->Accounts Receivable: The message: 'Attempt to read non existing profile. Requested profile with ID 20681' was prompted when entering an Account Receivable Account for an individual Profile and editing the Account. This has been fixed. | 96918 |

S8 Cashiering

Back Office Interface

New Functionality/Feature

- 22606 TT 22606 Cashiering->Cashier Functions->Billing History & Miscellaneous->Export->Bavel Export & Configuration->Miscellaneous->Scheduled Tasks: Suite8 has been enhanced allowing XML Export for Voxel/Bavel from Suite8 based on an XML Report using Scheduled task functionality together with direct Export from Billing History for selected invoice records. Bavel is an e-invoice company operating in Hospitality and Travel Industries. The Invoices for the export are identified by a Membership Number provided by Bavel. Please consult the document: 'BavelXMLExport.PDF' for further details on configuring the Suite8 Part. 84903

Cashiering

New Functionality/Feature

- 22738 TT 22738 Cashiering->Billing->Invoice & Configuration->Global Settings->Country Specifics3 Tab->German Settings: The flag: 'Credit Invoice' has been added to the Country Specifics2 tab under German Settings. If activated, the string 'Credit Invoice' is passed for the parameter 'PRINTTYPE' to all Invoices with negative revenue. It needs to be translated to the German word 'Gutschrift' via Report Translation. 90263
- 23025 TT 23025 Cashiering->Billing & Configuration->Global Settings->Country Specifics3 Tab: Functionality has been added for Turkey to control upon Check-Out, that a VAT number is entered. To use this, activate the flag: 'VAT number mandatory on invoices' under Global Settings->Country Specifics3 Tab->Turkish Settings. The check is then performed when creating a Voucher or Invoice. 61825

Issues fixed

- 23095 TT 23095 Cashiering->Billing->Rebates: The wrong cashier number was applied to a rebate posting in the event that a posting was performed on an invoice by a user assigned to a cashier number and then a different user with a different cashier number logged on and posted the rebate. This has been fixed.
- 23437 TT 23437 Cashiering->Billing->Void Invoice & Configuration->Global Settings->Country Specifics 2 Tab->Void Invoice Handling: A Void invoice was not linked to the correct profile if billing instructions were used and automatic routing was completed, for example a reservation for an individual guest, linked to a company and room charge routed to the company, when posting the daily charges, creating an interim bill and voiding the invoice, the voided invoice was linked to the individual reservation and not to the company. This issue is solved. 94391
- 23747 TT 23747 XML Interface->3rd Party Interface & Global Settings->Interface->Misc. Interface6 tab & Configuration->Miscellaneous->Europäische Insurance Products: When using the Travel Cancellation Insurance Company: 'Europäische.at' and the flag: 'Use Europäische.at Interface' is activated, the Insurance Codes under Configuration->Miscellaneous->Europäische Insurance Products can be translated. In previous versions this was not possible.

Cashiering

Issues fixed

- 23801 TT 23801 Cashiering->Billing->Invoice->select a Posting->Split Selected: Speed issues have been fixed when splitting a Posting after upgrading to Suite8 Version 8.9.5.2 and a lot of records residing in the Posting Table (ZPOS). This fix is already available in the Hotfix for Suite8 Version 8.9.5.1. 95986
- 23809 TT 23809 Cashiering->Billing->Deposit: The functionality to select multiple payments for deposit got lost if more than one billing window was present. This was related to the introduction of settling open balances of all windows. This has been fixed and is available again since this version. 96043
- 23810 TT 23810 Cashiering->Billing->Folio Style->Email: When selecting a different Folio Style on the Folio Style dialog the Email button was no longer available, highlighted in grey. This is solved. 96028
- 23811 TT 23811 Cashiering & Configuration->Global Settings->Country Specifics2 Tab->'Tax Exemption' & 'Calculate VAT but don't post': The field: 'ZPOS_SUMUPAMOUNT' from the posting table was filled with the wrong value if a rate code was configured with an inclusive package and the Tax Exemption was applied to all department codes. These issues are solved. 96046
- 23856 TT 23856 Cashiering->Billing & Configuration->Cashiering->Tax Details: The Tax calculation when using the formula: 'x' for 100% including Tax was different to previous versions and has been restored. Some countries use this for withholding Tax, for example if a company pays only 50% of the usual Tax amount. To cover this, at the property the 50% TAX is calculated and posted as negative amount to a department code with a 100% VAT code. 96373

Miscellaneous

New Functionality/Feature

- 23777 TT 23777 Cashiering->Billing->Information and Pro Forma Invoices, Billing History & Configuration->Global Settings->Country Specifics->Portugal Settings->'Enable Invoice Signature' & SAF.T Export: The SAF.T Export Tool is a small ASP.NET application developed for the Portuguese local office in order to generate a Standard Audit File for Tax (SAF.T) in the correct XML format as requested by the Portuguese Tax Authorities. Suite8 Version 8.9.5.2 has been enhanced to support the SAF.T version 1.03 requirements, for example changes to the XML File Data Structure, all details have been updated in the document 'SAFT Export Tool.PDF'.

Issues fixed

- 23778 TT 23778 Cashiering->Financial Accounts->Edit->Financial Account Settings->Tax Exemption & Configuration->Country Specifics2 Tab->Tax Exemption Handling: When selecting 'Tax Exemption' to choose the Tax Exemption Codes to link them on the Financial Account, only one Tax Exemption Code was available for selection, even if there were more defined under Configuration->Cashiering->Tax Exemption. This issue is solved. 95859

Users

New Functionality/Feature

22649 TT 22649 Configuration->Cashiering->Department Codes & User Rights: User rights for the Department Code configuration have been added, they are activated automatically under Cashiering -> Department Code Setup: Edit, Add, Delete

89952

Voucher Management

Issues fixed

23263 TT 23263 Cashiering->Voucher Management->Orders & Cashiering->Billing->Manual Voucher Redemption: Since this version it is possible redeeming a Voucher with a remaining value. In previous versions this was not possible, for example when using a Voucher with a value of 50 to redeem an invoice where the balance is 25 and then reusing the same Voucher for redemption on an invoice with the balance of 30.--, the message: 'The voucher has not been paid!' was prompted upon redemption and the voucher could not be used, even if there was a remaining value of 25. This issue is solved.

93497

S8 CCM

Booking Master

Issues fixed

- 20196 TT 20196 Meeting Planner->Conference Booking->Events->Resources->Translations & Manual Postings: Several issues have been addressed for Resources & Translations of Manual Postings:
Resources (Misc & Menu items) were not translated in the comments field of the invoice when the profile attached to the Financial Account was a company without a contact and language was filled on the company profile.
The package Name and standard menu name were never translated in the comments field.
When changing manually the comments field, the resource name was still shown on the invoice.
Since this Version, the logic has been adapted to be conform in both modules CCM & PMS and the language of the profile attached to the Financial Account drives the translation.
A link has been made in the table 'YBLP' for Package and Standard Menu Header, so both can be translated.
If a Comment on the invoice is entered or changed manually, it is indicated on the invoice and not the name of the resource. This is done by using the function 'GETCCMZPOSCOMMENTTRANSLATED' in the Views for Folios created with Internal Editor. The translation is taken as from the following fields of the table 'ZPOS':
Function spaces:
Zpos_description = Department Code
Zpos_comment = Misc Item name
Miscellaneous Items:
Zpos_description = Department Code
Zpos_comment = Misc Item name
Menu Items (not included in menu price):
Zpos_description = Department Code
Zpos_comment = Menu Item name
Standard Menus:
Zpos_description = Department Code
Zpos_comment = Menu name
Packages
Zpos_description = Department code
Zpos_comment = Package Name
- 77527
- 22518 TT 22518 Meeting Planner->Conference Booking->Booking Master, Quick Booking & Tasks & Activities:
Following issues have been solved:
When creating or editing a Booking Master and entering a 'Contact' with the User Setting->Search Screens: 'Linked Profiles Check On' not selected and clicking 'Tab', the Profile Search was opened with a blank Name.
On Bookings with a Company Name entered, when clicking on the '...' button to open the Profile Search on the Company Name, the Search dialog was blank and the previously linked Company was unlinked.
When editing a Conference Booking, it is now possible clicking 'Edit' to edit the Company profile or the Contact Profile, in previous versions, this could only be edited by selecting the Profile Search with the '...' button.
- 89174
- 23816 TT 23816 Meeting Planner->Conference Booking->Booking Master: Performance issues have been fixed when selecting, the tabs: "Deposit / Cancellation" and "Forecast / Revenue", returning the data on the screen took too long when opening one of these

Booking Master

Issues fixed

tabs. This fix is already available in the Hotfix for Suite8 Version 8.9.5.1.

96057

Conference Diary

Issues fixed

23717

TT 23717 Conference Diary (F3) & Meeting Planner->Conference Booking & Event Management->Event Details: When opening the Conference Diary via Quick Key F3 and performing one of the following tasks, then the Conference Diary dialog was minimized: Editing a Function Space and changing information or moving a Function Space
Editing a Conference Booking and changing some information
Editing an Event and changing information
Converting a Master/Sub Event or adding a Sub Event
These issues have been addressed and the Conference Diary is displayed correctly in all of the above mentioned scenarios. With this fix, all forms and windows have been checked carefully for their behaviour and dialog minimizing when opening other options above another window and all found issues solved so that all forms and window follow the same rule and windows and forms are maximized after closing the form or window above.

23775

TT 23775 Meeting Planner->Conference Diary & Quick Key->Event Vacancies (Ctrl. +Shift + F3): When selecting a Function Space on the Event Vacancies Grid via right mouse short cut menu, the message: 'Not enough rights for this operation' was prompted. This message was not supposed to be prompted and no longer appears on this grid.

23863

TT 23863 Meeting Planner->Conference Diary: When manually entering a date and using the keys: 'Alt + S' to activate the Search, the Pick boxes did not open when clicking on the arrow down next to the fields: 'View Type' or 'Space Type'. This is solved since this version.

96430

Event

Issues fixed

23746

TT 23746 Meeting Planner->Event Management->Grid Customization: When selecting 'Customize' from the right mouse short cut menu on the Event Management Grid, the message: 'List index out of bounds' was prompted. This has been solved.

23862

TT 23862 Meeting Planner->Event Management: Searching by entering a Company Name in the field Company on the Event Management Filters returns the requested results. In previous versions, this query did not work.

96431

Event Groups

New Functionality/Feature

18301

TT 18301 Meeting Planner->Conference Booking->Events->Event Groups: When changing the dates of a single event on Event Groups, the start and end dates of the Event Group is changed as well, in previous versions, the start and end dates of the Event Group were not changed when changing a single Event or Package in the Event

Event Groups

New Functionality/Feature

Group.

Miscellaneous

Issues fixed

22688

TT 22688 Configuration->Conference Management->Event Hints: When selecting the Program State: 'After Event Attendees', the available parameter for this program state is: '{yevm_noofattendees}'. In previous versions the parameter: '{yevm_id}' was used which resulted in not displaying the hint for this program state. There are two conditions applied, depending on the selected Program State on the Event Hint configuration:

1. If the Program State is: 'When editing Event', the state applies when opening, saving or closing a form, such as opening or closing the Event dialog. In this scenario, the parameter of the Event or Reservation is always passed and the condition is build based on the values in the database.
2. If the Program State is: 'After Event Attendees', the state applies when exiting a field. In this scenario, the parameter is passed by the field; it is based on the value of the field and is passed upon exiting this field.

90174

23859

TT 23859 Meeting Planner->Conference Booking->Print->FunctionSheet & Miscellaneous->Reports: The report: 'FCR_CCM_75004_FS_Changes.rpt' prompted for connection details upon running. This is solved and database connection details are no longer required for running the Functionsheet. The parameter SP-DATABASE has been added to the function FidelioGetChangeTypeLog(), which is used in the report. Reports using this function need to be adjusted.

96409

Opportunities

Issues fixed

21762

TT 21762 Meeting Planner->Conference Booking & Configuration->CCM->Conference2 tab->Opportunities: Functionality has been added allowing creating and linking opportunities from the main Booking dialog when editing the Booking Master and selecting 'Opportunities' from the Options Menu.

Resources

Issues fixed

22863

TT 22863 Meeting Planner->Conference Booking->Copy & Custom Attributes: Custom Attributes linked to a resource or event where not copied when copying a Conference Booking. Since this version, custom attributes are included when a Conference Booking with Events linked to Custom Attributes is copied.

S8 CRM

3rd Party Interface

New Functionality/Feature

- 23187 TT 23187 Customer Profiles ->Scanning Center & Passport Scanning->Samsotech Passport Scanner: The installation process for Samsotech e-passport Scanner has changed, since this version, Samsotech offers a DLL file to which Suite8 communicates: 'SamsotechScannerInterface.dll'. This DLL file is installed by a Samsotech specialist directly. Several enhancements have been completed for the scanning process, please consult the document: 'PassportScannerandeIDReaders.pdf' for further details.

Bonus Point Cards

New Functionality/Feature

- 22416 TT 22416 Customer Relation->Bonus Point Cards->Search by Guest Name: The basic search criteria on Bonus Point Cards has been enhanced, in previous versions it was only possible searching by Guest name, since this version an additional field has been added and it is possible searching by both fields. The search is completed as follows: If only one query field is completed for the Guest Name, the search is on all fields using the 'or' condition. If both query fields for Guest Name are completed, the first search is on the field: 'xcms_name1' and the second search on the fields: 'xcms_name2' and 'xcms_name3' using the 'or' condition.

88553


Issues fixed

- 23459 TT 23459 Customer Relation->Bonus Point Cards & Configuration->Membership Types->Bonus Point Rule Configuration: If the Bonus Point Rule was configured 'Per Rate Code' and 'Per Night', the Bonus Point Calculation was not correct. This has been solved with the Suite8 8.9.5.1 Hotfix release.

94465

Calendar

New Functionality/Feature

- 19629  TT 19629 Miscellaneous->Calendar Events & Configuration->Global Settings->Generic4 Tab->Calendar Events->Use Ticket Billing & Cashiering->Financial Account Groups: Functionality has been added allowing charging of Calendar Event Tickets. To use this, activate the flags: 'Use Participant List' and 'Use Ticket Billing' under Global Settings->Generic4 tab->Calendar Events and select a 'Default Folio Style' and 'Default Confirmation Template'. Create a Financial Account Group with the Type: 'FA for Calendar Event Tickets' under Cashiering. Configure an Event Type under CRM->Calendar Event Types and activate 'Use Participant List' and 'Ticket Billing'. Assign the user right: 'Change price of already booked event', to users allowed changing the ticket price after tickets were sold. When adding participants to the calendar event, a cashier number has to be entered and the ticket price for the entered participants can be posted and the folio is printed.

Opportunities

Issues fixed

- 21761 TT 21761 Customer Relation->Opportunities & Sales Force Integration: Enhancements have been made for the Salesforce Interface, the Suite8 technical interface to synchronize contacts, profiles configuration and opportunities with Salesforce. The

Opportunities

Issues fixed

Salesforce interface is configured under Global Settings->Interface 5 tab and since this version, dynamic mapping of fields from Suite 8 to Salesforce, automatic creation of opportunities from Meeting Planner and multiple changes for a stable Interface have been completed. Please refer to the document 'Salesforce.PDF', the document update is in progress and will be available on the Micros-Fidelio FTP Server soon.

Profile Management

New Functionality/Feature

18952

TT 18952 Customer Relation->Profiles, Configuration->Global Settings->Profile1 Tab->XML IFC URL & Setup->Miscellaneous->System Maintenance->XML Import: Functionality has been added allowing importing Profiles from a XML file. To use this, activate the license for 'XML Interface Standard Edition' or 'XML Interface Advanced Edition' and run the XML Interface. Under Global Settings->Profile1 Tab, the XML URL address needs to be specified in the field: 'XML IFC URL' , such as 'http://localhost/V8/FidelioIISWrapper.dll/FidelioXMLInterface.DataHandler' Under Global Settings->Interfaces->Interface3 tab->XML Interface, a Profile Match rule has to be selected. The XML file has to be placed in a directory on the workstation. From the 'Setup' Menu, select Miscellaneous->System Maintenance ->XML Import. Click 'Load' button to load the XML file Select 'Start' Suite8 prompts the number of profiles to be imported and the message: 'Are you sure to start the import?' When selecting 'Yes' the import starts and a progress bar is displayed together with the status of imported profiles. Clicking 'Stop' interrupts the import This functionality can be requested directly via XML Interface, please refer to the document: 'XML Import' for further details, the document creation is in progress.

85900

22824

TT 22824 Customer Profiles->More Fields, Setup->Form Customization & Configuration->Country Specifics1 tab->Italian Settings->Birthplace Handling & Configuration->CRM->Towns Configuration: The Global Setting flag: 'Advanced Document Information' on the Country Specifics1 Tab under Italian Settings has been renamed to 'Birthplace Handling'. If this is activated, the fields: 'State of Issue' and 'State of Birth' are available on the Personal Document dialog box and the field: 'Town' becomes available when entering an Italian address on a profile, allowing a town to be selected from the table: 'WTWN'. When selecting the More Fields tab under Personal Documents, the fields Country of Issue, State of Issue, Place of Birth, Country of Birth and State of Birth are available with a selection box for the Country, State and Place. The available Places are also taken from the table WTWN. The Towns are defined under Configuration->CRM->Towns Configuration. Under this option each city needs to be linked with a country and state, the states are the provinces in Italy. Under Setup->Form Customization, the following components need to be added to the individual profile dialog, they are available only if the flag: 'Birthplace Handling' is active and can be found on the tab: 'FidProfileSelect' of the Component Palette: FidProfileDropDownCountryOfBirth
FidProfileDropDownStateOfBirth
FidProfileDropDownBirthPlaceTown
On the Object Inspector, the sorting options have to be added to ensure that only states belonging to the Country 'Italy' are shown. This is done as follows:
Select the 'FidProfileDropDownCountryOfBirth', go the field: 'CountyStates' and select: 'FidProfileDropDownStateOfBirth1'

Profile Management

New Functionality/Feature

Next, select the 'FidProfileDropDownStateOfBirth' on the Object Inspector, go to the field: 'StateTowns' and select 'FidProfileDropDownBirthPlaceTown1'.

When using the customized form under Customer Profiles and selecting 'Italy' in the field: 'Nationality', the field: 'Birth Country' is completed with 'Italy' and the Italian towns and provinces are filtered in the corresponding drop-down boxes. So when selecting the City, the State is populated. This functionality is also available when entering a Rooming List.

S8 General

Bonus Point Cards

Issues fixed

- 19654 TT 19654 Customer Relation->Bonus Point Cards & Reservation->Add On & Share Reservation: When entering a Share Reservation and selecting a new Profile on a reservation with a profile where a Bonus Point Card is linked, the message: 'Do you want to unlink bonus point card ?' is no longer prompted. This happened in previous versions also when entering an 'Add On' reservation.

Hotel Connector

New Functionality/Feature

- 23613 TT 23613 Suite8 Central CRS: The field: 'XCMS_EXTERNALID' was added to the synchronization process in Suite8 Version 8.9.5.1, this field in the Profile table, contains the external ID of the system the Profile was inserted from. However an issue was found with this: All profiles where the field 'XCMS_EXTERNALID' was not filled were downloaded with '0' which resulted in prompting an Oracle error message. This issue is solved with this version.

Miscellaneous

New Functionality/Feature

- 10 TT10 The following views have been changed:
- V8_REP_YHRL_INFOS: Re-written to handle public places/function spaces.
 - V8_ED_FOL_REV_ZDCO_G_TAX_DESC: correction in the summerization as the splitting of the vat was not shown correctly
 - V8_ED_FOLIO_REV_APD_TAX_DET: correction in the summerization as the splitting of the vat was not shown correctly
 - V8_ED_FOLIO_REV_APS_G_TAX_DET: correction in the summerization as the splitting of the vat was not shown correctly
 - V8_ED_FOLIO_REV_TAX_DET: correction in the summerization as the splitting of the vat was not shown correctly
 - V8_ED_FOLIO_REV_INFO_REV_GCHK: changed, because of a single row, changed to rownum=1
 - V8_CCM_CANCELATIONS: Added sort order
 - V8_REP_XCMM_HISTFOR: Added DEF/TEN Kids
 - V8_CCM_REV_FC_ZPOS: Added YBOM_NOOFATTENDEES; TENT_NOOFROOMS; DEF_NOOFROOMS
 - All existing folio views have been changed: added translation
 - V8_REP_QUEST_ANSWERS: TT23397; also added filter on WQNR_ID in WHERE clause.
 - V8_REP_PSTAT_STAY_IND; V8_REP_PSTAT_STAY_COMPANY: Added GROSSMISCREV, GROSSTELEREV and GROSSMINIBARREV
 - V8_CCM_BOOKINGLIST: added YBOM_YCAD_ID
 - V8_CCM_EVENTS_BYDATE: added YBOM_YCAD_ID and YFSC_YCAD_ID
 - V8_CCM_FS_MAIN: Added YBOM_YCAD_ID and YFSC_YCAD_ID
 - V8_CCM_FORECAST_REVENUE : looks to V8_CCM_YEVM_MERGEDATTENDEES
 - V8_STAT_CCM_RES_FORREV_PK: looks to V8_CCM_YEVM_MERGEDATTENDEES
 - V8_STAT_CCM_RES_FORREV_EXP: looks to V8_CCM_YEVM_MERGEDATTENDEES
 - V8_CCM_FS_PACKAGE: looks to V8_CCM_YEVM_MERGEDATTENDEES
 - V8_AR_AINV_DETAILED1: TT22951 (Solution: 91481) -Added field TOT_BALANCE which substracts the summary of ainv_db and ainv_cr
 - V8_SYS_BLOCK_SUMUP: ActPickedUp contained a COUNT() on YDET_NOOFROOMS

Miscellaneous

New Functionality/Feature

where it should be a SUM()

- V8_FC_YBLD_OCC_XCMA: Added YBST_RESSTATUS<>3 to very last WHERE clause in view
- V8_REP_MAINTENANCE_INFOS: Added trunk() to SET_RESOLVED_BY
- V8_ED_FOL_GRP_AMOUNT_ALL: grouping and summarization corrected if quantity is > 1. Old: 2x 20,00 and again 3 x 20,00 was printed that way on invoice, but should be 5 x 20,00. This has now been corrected.
- V8_ED_FOLIO_REV_ORI_GCHK: corrected single row
- V8_EDITOR_ADR: added XADR_PRIMARY

TT10 The following views have been added:

- V8_STAT_SHIS_SOURCE_MONTH_CAD
- V8_STAT_SHIS_SOURCE_YEAR_CAD
- V8_STAT_SHIS_SOURCE_COMBI_CAD
- V8_STAT_SHIS_CHANNEL_DAY_CAD
- V8_STAT_SHIS_CHANNEL_MONTH_CAD
- V8_STAT_SHIS_CHANNEL_YEAR_CAD
- V8_STAT_SHIS_CHANNEL_COMBI_CAD
- V8_STAT_SHIS_XCMS_1_DAY_LY
- V8_STAT_SHIS_XCMS_1_MONTH_LY
- V8_STAT_SHIS_XCMS_1_YEAR_LY
- V8_STAT_SHIS_XCMS_1_COMBI_LYSD
- V8_STAT_SHIS_XCMS_2_DAY_LY
- V8_STAT_SHIS_XCMS_2_MONTH_LY
- V8_STAT_SHIS_XCMS_2_YEAR_LY
- V8_STAT_SHIS_XCMS_2_COMBI_LYSD
- V8_STAT_SHIS_XCMS_3_DAY_LY
- V8_STAT_SHIS_XCMS_3_MONTH_LY
- V8_STAT_SHIS_XCMS_3_YEAR_LY
- V8_STAT_SHIS_XCMS_3_COMBI_LYSD
- V8_REP_REQUEST_GUEST_COMMENTS
- V8_REP_ARR_DEP_IN_MEALPLAN
- V8_ED_FOLIO_ZXCH_INFO,
- V8_ED_FOLIO_TAX_CURR,
- V8_ED_FOLIO_REV_INFO_MULTICURR,
- V8_ED_FOLIO_REV_CURR,
- V8_ED_FOLIO_REV_MULTI_GRP_PD,
- V8_ED_FOLIO_REV_MULTI_GRP_PS,
- V8_EDT_CALEVENT_PARTICIPANTS
- V8_REP_BW_XMNR_INFOS: specific view for Best Western Hotels - shows the BW rewards information
- V8_CCM_YEVM_MERGEDATTENDEES
- V8_CCM_ROOMS_BLOCK_NPU
- V8_CCM_ROOMS_BLOCK_PU_DET
- V8_CCM_ROOMS_BLOCK_NPU
- V8_CCM_ROOMS_BLOCK_PERDAY

The following functions have been changed:

- GETCCMZPOSCOMMENTTRANSLATED(): Fix translation of resources in invoices
- APPLY_CUSTOM_DAYLIGHT_SAVING(). Added support for NLS LANG other than US/EN.

Function is part of update script 8_9_5_1_to_8_9_5_2#2.sql as it might be customised for your country. Please check

Miscellaneous

New Functionality/Feature

22754



TT 22754 Configuration->Miscellaneous->Report Export, Configuration->Global Settings->Report1 Tab->Use automatic PDF Export: The Functionality to export Invoices as PDF files to a specific directory has been enhanced and since this version it is possible exporting also: Confirmation and Group Confirmation Letters, Conference Letters, Booking Participants Lists, Activity, Profile Letters, Table Reservation Single Prints and Logbook, documents printed or send via Email and not only as PDF format, but also ASCII, HTML, WORD or RTF. Under Configuration->Miscellaneous->Report Export, the reports for the Export need to be configured as follows:
Click 'New' button to open the Report Export dialog
Select a Report Role, such as Confirmation Letter, Conference or Activity
Select the Source Type of the Reports to Export, such as Internal Editor, Word or Crystal
Select an Export Directory from your Computer
Define a filename leading string, such as 'CC_16092014_100703.PDF', this is used if the format is PDF, the file name is composed of a leading string 'CC', the date format ddmmYYYY and the sequence number, the extension depends on the format.
Define a format, such as PDF, ASCII, HTML, Word or RTF
If the selected Source Type is 'HTML', the export format is limited to HTML.
If the selected Source Type is 'OLAP Cube' or 'Fast Report', the export format is limited to ASCII & HTML
Please note the automatic export is only triggered for the usual print options and not when printing documents from History.

90387

23287

TT 23287 General->Countries with large currency values: The dialog boxes and forms have been adjusted to suit for countries with a high monetary value, such as Indonesia.

93420

Issues fixed

23633

TT 23633 General->Status Bar->Rooms to sell: The value of the field: 'Rms to sell' was not correct in the event that a room with the status: 'Due Out' was set to the status 'OOO', out of Order, for the due out date.

94837

23636

TT 23636 Reservation->Room Move & Status Bar->Room Move: When opening the Reservation Navigator and clicking on 'Room Move' on the Status Bar on the bottom of the screen, the room move dialog is no longer minimized. This happened in earlier versions of Suite8.

94901

23836

TT 23836 Rate Query (Ctrl. + R) & Configuration->Global Settings->Reservation1 Tab->Use turnaway functionality: When using Turnaway functionality and the user has no right to skip the Turnaway dialog, the values of changed queries from the Rate Query are transferred correctly to the Turnaway dialog. In previous version, if a user with the user right: 'Allow to skip turnaway' set to 'Deny', changed the arrival date originally prompted on the Rate Query and clicked cancel to prompt the Turnaway dialog, the default arrival date for today was transferred to the Turnaway dialog and not the changed one. Since this version, changed values from the reservation edit dialog opened via Rate Query are transferred correctly to the Turnaway dialog.

96184

Miscellaneous

Issues fixed

23864 TT 23864 Suite8 Online Interface & Suite8 Error log: The red square blinking in Suite8 on the lower right corner, when errors are recorded in the error log was only shown on the workstation where Suite8 Online Interface was installed if errors for Suite8 Online Interface were written to this log file. This is indicated since this version also on other workstations where Suite8 is started.

96434

Night Audit

Issues fixed

23452 TT 23452 Miscellaneous->Night Audit: It is no longer possible running Night Audit on two different workstations at the same time. The message: 'Night Audit is already running on another workstation.' is prompted and the Night Audit Session is aborted. In previous versions it was possible starting and running Night Audit on two different workstations.

94432

Profile Management

Issues fixed

22939 TT 22939 Customer Relation->Profiles->Options->Correspondence Lookup: When sending Letters via Email as Text or HTML message, the Email is displayed correctly when selecting it from the Profile options under Correspondence Lookup. In previous versions, Email send in HTML format or in Text format was only displaying the first few lines of the Email under Correspondence Lookup. This is solved in this version.

91488

23705 TT 23705 Customer Relation->Customer Profiles->Linked Pictures & Pictures on Suite8 Homepage & Oracle->Character Sets: Linked pictures to a profile can be viewed when using a different character set than Western, in previous versions, pictures on Customer Profiles and on Suite8 Homepage could not be viewed when using for example the character set 'Traditional Chinese', this issue is solved.

Rebate Handling

Issues fixed

18854 TT 18854 Configuration->CRM->Membership Types & Customer Relation->Bonus Point Cards: If the Bonus Point Calculation was set up with a %, the Bonus Points were calculated incorrect. This issue is solved and implemented in the Hotfix for Suite8 Version 8.9.5.1.

Reports

New Functionality/Feature

9 TT9 The following reports have been added:

- FCR_CRM_9007_PROFILE_XML
- FCR_PMS_4779_STAT_SOURCECODE_YCAD.rpt/S8R
- FCR_PMS_4782_STAT_CHANNELCODE_YCAD.rpt/S8R
- FCR_CRM_2402_QUEST_GUEST_COMMENTS.rpt/S8R
- FCR_PMS_4380_MEALPLAN_WEEKLY_OVERVIEW.rpt/S8R
- FCR_CCM_6000_BOOKINGS_BY_ARRIVAL_DATE_YCAD.rpt/S8R

Reports

New Functionality/Feature

- FCR_CCM_6200_EVENTS_BY_TIME_YCAD.rpt/S8R
- FCR_CCM_6201_EVENTS_BY_BOOKING_YCAD.rpt/S8R
- FCR_CCM_6500_FS_DATE_RANGE_YCAD.rpt/S8R
- FCR_CCM_6501_FS_DATE_RANGE_PER_DAY_YCAD.rpt/S8R
- FCR_CCM_6502_FS_DATE_RANGE_FOODNONFOOD_YCAD.rpt/S8R
- FCR_ALL_79210_CALENDAR_EVENT_PARTICIPENT_LIST.rtf/S8R

The following reports have been added for Best Western Hotels to show the Best Western Reward Information:

- BWH_PMS_4000_ARR_SHORT.rpt/S8R
- BWH_PMS_4003_ARR.rpt/S8R
- BWH_PMS_4004_ARR_MORE_/S8RINFO.rpt
- BWH_PMS_4100_GIH_SHORT.rpt/S8R
- BWH_PMS_4103_GIH.rpt/S8R
- BWH_PMS_4104_GIH_MORE_INFO.rpt/S8R
- BWH_PMS_4106_GIH_GROUPED.rpt/S8R
- BWH_PMS_4200_DEP_SHORT.rpt/S8R
- BWH_PMS_4203_DEP.rpt/S8R
- BWH_PMS_4204_DEP_MORE_INFO.rpt/S8R
- BWH_PMS_4300_RES_SHORT.rpt/S8R
- BWH_PMS_4303_RES.rpt/S8R
- BWH_PMS_4304_RES_MORE_INFO.rpt/S8R

TT9 The following reports have been changed:

- FCR_PMS_4408_HSK_ROOMS_PER_ATTEN.rpt/S8R: TT19355: Add public places/Function spaces to attendents report.
- FCR_PMS_4360_YEARVIEW_ROOMS_BEDS.rpt/S8R: Report slowly because of Date-Time Parameter. Implemented a Formula in the Subreport which converts the Parameter DATE-TIME to DATE
- FCR_PMS_4360_YEARVIEW_ROOMS_BEDS_CAD.rpt/S8R: Report slowly because of Date-Time Parameter. Implemented a Formula in the Subreport which converts the Parameter DATE-TIME to DATE
- FCR_PMS_4361_YEARVIEW_ROOMS_BEDS_PERC.rpt/S8R: Report slowly because of Date-Time Parameter. Implemented a Formula in the Subreport which converts the Parameter DATE-TIME to DATE
- FCR_PMS_4361_YEARVIEW_ROOMS_BEDS_PERC_CAD.rpt/S8R: Report slowly because of Date-Time Parameter. Implemented a Formula in the Subreport which converts the Parameter DATE-TIME to DATE
- FCR_PMS_4362_YEARVIEW_ROOMS_REVENUE.rpt/S8R: Report slowly because of Date-Time Parameter. Implemented a Formula in the Subreport which converts the Parameter DATE-TIME to DATE
- FCR_PMS_4362_YEARVIEW_ROOMS_REVENUE_CAD.rpt/S8R: Report slowly because of Date-Time Parameter. Implemented a Formula in the Subreport which converts the Parameter DATE-TIME to DATE
- FCR_PMS_4363_YEARVIEW_ROOMS_PERC.rpt/S8R: Report slowly because of Date-Time Parameter. Implemented a Formula in the Subreport which converts the Parameter DATE-TIME to DATE
- FCR_PMS_4363_YEARVIEW_ROOMS_PERC_CAD.rpt/S8R: Report slowly because of Date-Time Parameter. Implemented a Formula in the Subreport which converts the Parameter DATE-TIME to DATE
- FCR_PMS_4364_YEARVIEW_BEDS_PERC.rpt/S8R: Report slowly because of Date-Time Parameter. Implemented a Formula in the Subreport which converts the Parameter DATE-TIME to DATE
- FCR_PMS_4364_YEARVIEW_BEDS_PERC_CAD.rpt/S8R: Report slowly because of Date-Time Parameter. Implemented a Formula in the Subreport which converts the

Reports

New Functionality/Feature

Parameter DATE-TIME to DATE

- FCR_PMS_4715_STAT_COM_SEL_A_LY_SD.rpt/S8R: Replaced old view with V8_STAT_SHIS_XCMS_1_COMBI_LYSD. Removed subreport
- FCR_PMS_4722_STAT_TRA_SEL_A_LY_SD.rpt/S8R: Replaced old view with V8_STAT_SHIS_XCMS_2_COMBI_LYSD. Removed subreport
- FCR_PMS_4726_STAT_SOU_SEL_A_LY_SD.rpt/S8R: Replaced old view with V8_STAT_SHIS_XCMS_3_COMBI_LYSD. Removed subreport
- FCR_CCM_6004_CAN_BOOKINGS_BY_ARRIVAL.rpt/S8R: Change YBOM_ARRIVAL to format month, insert group on ybom_arrival per day
- FCR_PMS_4305_CANCELLATIONS.rpt/S8R: change create user to cancel user, insert groups and running totals to show reservation only once, correct select expert (insert brackets for correct results)
- FCR_PMS_4545_AR_OPEN_BALANCE_DETAILED: TT22951 (Solution: 91481) - Changed view V8_AR_AINV_DETAILED1 by adding field TOT_BALANCE which substracts the summary of ainv_db and ainv_cr. Also added suppression to the Details section: {V8_AR_AINV_DETAILED1.TOT_BALANCE}=0 and {V8_AR_AINV_DETAILED1.MAX_ACMP_ID}<>0
- ActiveXMNRScan.qry & BonusPointCard.qry: GuestNameAddress and GuestAddress: changed ROWNUM = 1 to b.XADR_PRIMARY = 1
- FCR_CCM_6500_FS_DATE_RANGE.rpt/S8R;
FCR_CCM_6500_FS_DATE_RANGE_YCAD.rpt/S8R;
FCR_CCM_6501_FS_DATE_RANGE_PER_DAY.rpt/S8R;FCR_CCM_6501_FS_DATE_RANG
E_PER_DAY_YCAD.rpt/S8R;FCR_CCM_6502_FS_DATE_RANGE_FOODNONFOOD.rpt/S8R
;FCR_CCM_6502_FS_DATE_RANGE_FOODNONFOOD_YCAD.rpt/S8R;FCR_CCM_75000_
FS.rpt/S8R;FCR_CCM_75002_FS_FOOD.rpt/S8R;FCR_CCM_75003_FS_NonFOOD.rpt/S
8R;FCR_CCM_75004_FS_CHANGES.rpt/S8R: changed subreport block: show only
available rooms
- FCR_PMS_4735_STAT_YEAR_COUNTRY_STATE_DATERANGE: added % values for
rooms or persons in proportional to the totals of the current year.
- FCR_CCM_75004_FS_CHANGES : Function FidelioGetChangeTypeLog() has been
changed to accept parameter sp-database.

23197

TT 23197 - Miscellaneous->Reports: reports to show Best Western Rewards information in reservation reports have been created. Please refer to TT9 und TT10 which reports and view have been created. In our demo version ->Miscellaneous->Reports ->4 FO the subsection 'Best Western Reports' has been added including the newly created reports.

Issues fixed

22383

TT 22383 Miscellaneous->Report Procedures->Company Statistics: When running the Company Statistics, all amounts are aligned on the Cube Report and when exporting to Excel all the amounts less than 1000 are showing with 0 decimals. In previous versions there was different formatting and digit handling used when viewing the report and when exporting it to Microsoft Excel.

88803

23421

TT 23421 Miscellaneous->Reports & Translation & XML Interface->3rd Party Interface & Global Settings->Interface->Misc. Interface6 tab->Europäische.at Interface: When using the Travel Cancellation Insurance Company: 'Europäische.at' Interface, the report function: '@GetOfferForInsurance default string' to show all details by clicking on the name can be translated since this version. In previous versions this string was not translatable.

93848

Reports

Issues fixed

23797

TT 23797 Miscellaneous->Reports->Edit Report: The flag: 'Save Report' when editing a report has been removed, it is no longer required because the Printing functionality in all modules was merged to the component: 'Fconfirmation' since Suite8 Version 8.9.2. In previous versions, this option had to be selected to save the report to history by default when using the 'Print' option in Task & Activities or Event Management.

Reservation ind.

Issues fixed

23597

TT 23597 Reservation->Options->Traces: It is no longer possible changing the Trace text without editing the Trace. In previous versions it was possible adjusting the text on the Trace dialog, without Editing and the text was not saved.

94923

Translation Studio

New Functionality/Feature

23056

TT 23056 Miscellaneous->Reports, Configuration->Miscellaneous->Report Translation & Translation Studio: Functionality has been added allowing translation on HTML Reports, by using the function 'translatestatictext', the function supports text with quotation marks and text without quotation, for example:
{translatestatictext Invoice Copy.2} or {translatestatictext 'Invoice Copy'.2}
The number after the dot is the 'wlan_id'
HTML Reports are available since this version under
Configuration->Miscellaneous->Report Translation.

Users

New Functionality/Feature

5

TT 5 The following user rights have been added:
Configuration->Cashiering:
Department Code Setup
Edit
Add
Delete
(activated automatically)
Calendar:
Change price of already booked event
Cashiering:
Book Travel Insurance
Cancel Payments
Folio History
Turn to e-invoice

S8 Central

Configuration

New Functionality/Feature

- 23734 TT 23734 Suite8 Central->Configuration->Profile Match Point Setup: Functionality has been added when defining the Profile Match Point Setup, since this version it is possible matching fields that need to have the same value, for example if the First Name and the Last Name of a profile have to be identical. Additionally equal operators can be used to add conditions to the fields. To use this, select a field on the Profile Match Point dialog and click 'New', select the fields to combine and add a condition, for example, select the fields: 'xmnr_value' and 'xmtty_shortdesc' and the condition: '='MVZ', then the expression is: 'xmnr_value, xmtty_shortdesc='MVZ', in this expression points will be assigned if the member number and the member type are identical and if the member type is 'MVZ'. The conditions on the tab: 'Points' have to be as follows:
At least two fields have to be selected in the expression. One field and the operator can only be used on the tab: 'Field Value Points'
The fields can be in any order
Fields with = must be exact
The expression is only saved if points are assigned
It is not possible entering twice the same expression

CRS

Issues fixed

- 23428 TT 23428 Suite8 Central CRS->Profile Synchronization->Group Reservations->Financial Account link & Fidelio Server->Item Sync: The financial accounts linked to a group reservation are synchronized when running 'Item Sync' via Fidelio Server. In previous versions, the group reservation was uploaded, but the Financial Account was not linked to the group reservation when checking this in the Central Database or vice versa when creating a group reservation with a Financial Account linked in the Central Database and downloading this in a partner property, only the group reservation with no Financial Account linked was available in the Partner Database. This issue is solved.

- 23434 TT 23434 Suite8 Central CRS & Billing Instructions->Ownership: Two issues with checking the Ownership of Billing Instructions from the Mirror Database in a Central Environment are solved:
When requesting 'Ownership' from the Mirror Database, the Server checked the Billing Instructions Ownership instead of the Account Ownership.
When sending 'Ownership' of reservations automatically from the Mirror to the Partner (x days prior of arrival depending on the configured days under Global Settings), it is checked since this version if there are Billing Instructions waiting for Synchronization.

95090

- 23648 TT 23648 Suite8 Central CRS->Reservation->Group Reservation: When creating a Group Reservation in Central and adding a reservation, then clicking on the arrow next to 'Travel Agent' in the right corner when editing the reservation to attach a Company, Agent or Source profile, the error: 'Global ID does not exist for profile XCMS_ID=0' was prompted. This has been fixed and the error message is no longer displayed when linking a Travel Agent, Company or Source profile to a group reservation in Central.

95039

CRS

Issues fixed

23654 TT 23654 Suite8 Central->Group Reservation->Rooming List: When entering a rooming list for a group in Central and clicking 'OK' button to update the reservations, an internal error was prompted upon updating the profile data. This has been fixed.

95040

Hotel Connector

New Functionality/Feature

23014 TT 23014 Suite8 Central & Configuration->Global Settings->Generic3 Tab & Fidelio Server: The table 'WSAL' introduced in Suite8 Version 8.9.4.1, to record the server activity for Fidelio Server required more configuration. Since this version the flag: 'Fidelio Server activity warning (hours)', to define the time in hours for the warning messages to prompt and the flag: 'Disable warning for users', to prompt no warning message, have been added to the Global Settings->Generic3 tab.

Issues fixed

23770 TT 23770 Suite8 Central->Notes: Two issues are solved on Suite8 Central: The error message: ORA-01489 was prompted when downloading Profiles with Notes containing more than 4000 characters and when downloading Profiles with Membership Information.

Notes larger than 4000 characters and Profiles with Membership Information are downloaded properly since this version.

95776


23799 TT 23799 Suite8 Central & Profile Synchronization: When changing address, communication or membership details on a profile in sync with the master, in one of the partner properties, the profile was not synchronized after the changes were applied. This has been fixed, additionally the message: 'Profile was modified do you really want to cancel' is prompted upon changing a profile and pressing 'Esc' button. This has been adapted to the same behaviour as when creating the log file record.

96064

S8 KIOSK

Kiosk

New Functionality/Feature

- 23291 TT 23291 Suite8 KIOSK: Functionality has been added allowing definition of multiple pages for profile and field layout for Suite8 KIOSK by using the Suite8 KIOSK configuration file: 'Kiosk.config'. This XML file allows definition of mandatory fields. It is located on the Suite8 Homepage directory, usually C:\inetpup\wwwroot\v8client. 93739
-  23574 TT 23574 Suite8 KIOSK & Interfaces->Key Cards: Enhancement for Key-Encoding has been introduced for Interface Version 8 (IFC8) allowing key creation for the different Vingcard systems, such as 'Vingcard Vision & VisiOnline'. The Suite8-KIOSK sends since this version requests to IFC8 to encode RFID or magnetic keys on dedicated encoders. This functionality is ready for beta installation.
- 23620 TT 23620 Suite8 KIOSK & Configuration->Software Interfaces->Suite8 KIOSK & Configuration->Suite8 Homepage->Advertisement Ticker: Since this version 'Advertisement Ticker' is also available on Suite8 KIOSK. To use this, activate the flag: 'Show Advertisement Tickers' in Suite8 under Configuration->Software Interfaces->Suite8 KIOSK Interface. Select the field 'Kiosk enabled' on the Advertisement Ticker Configuration under Suite8 Homepage, to indicate which Advertisement should prompt on the Suite8 KIOSK 'Welcome' page.
- 23624 TT 23624 Suite8 KIOSK & Configuration->Software Interfaces->Suite8 KIOSK Interface: Functionality has been added allowing selecting packages to be sold on the KIOSK. On the KIOSK Configuration under Configuration->Software Interfaces->Suite8 KIOSK Interface, the field: 'Packages' allows selecting packages configured as 'open for web booking' and with this make them available on Suite8 KIOSK. They are prompted similar as on Suite8 Homepage on the 'Add ON' page on Suite8 KIOSK. Selected packages are calculated and added to the price and prompted on the Confirmation page on the KIOSK.

Kiosk Interface

Issues fixed

- 23317 TT 23317 Suite8 KIOSK: Since this version it is no longer possible performing a payment via Suite8 KIOSK on a reservation or financial account with the status 'Checked-Out'.

S8 Online Interface

Online Interface

New Functionality/Feature

- 19112 TT 19112 Online Interface - General functionality: a new menu option called 'Support' has been added to the right click menu of the Online Interface symbols in the task bar. From there you can chose for which hotel you want to create a support ZIP file (in case that multiple hotels are installed) and then the Online Interface generates a ZIP file called i.e. Support_v8_V8LIVE_182686287.zip in the default c:\fidelio\programs folder. This ZIP file contains all files from the RequestBackup and the ResponseBackup folders (which were not yet moved to the archive) plus all log files from the Online Interface log folder plus all logs from API and MAPPER. This is usually all that support needs to investigate any issue with the interface.
- 23260 TT 23260 Online Interface - General: Functionality has been added to define the maximum number of days in the future that an inventory or a rate code upload message is allowed to contain. On the 'Options - Upload' tab in the mapper configuration you have two new fields called 'Days in Advance', one for rate code upload messages and one for inventory upload messages, where you can define the values. If you don't want to set any limit, a '0' has to be entered in the field. The following mappers use these new settings:
Siteminder: for rate code and inventory upload: 400 days
Trust Voyager: for rate code and inventory upload: 730 days
SeekDa: for rate code upload: 730 days
Rate Tiger: for rate code upload: 365 days
- 23283 TT 23283 Suite8 Online Interface & Foreign Rate Code Handling: Since this version Suite8 Online Interface supports foreign rate codes.
- 23837 TT 23837 OTA XML Interface: A new checkbox called 'Download Reservations' has been implemented on the 'Options' tab in the OTA XML configuration screen. It is recommended to activate this checkbox if your OTA XML interface supports the download of reservations. Please note that this checkbox has no impact on the actual download functionality, it is just used for internal purposes.
- 23880 TT 23880 Online IFC - mapper configuration: Most of the CRS supporting rate code upload only support a limited number of adult rates, i.e. Smarthotel only supports a maximum of 4 adults in rate code configuration. Therefore a new option called 'Number of Adult rates' has been added to the mapper configuration screen on the 'Options - Upload' tab. This option defines how many adult rates of an in Suite configured rate code are uploaded to the CRS. The Online Interface installshield will automatically set the correct value for the individual mapper when performing a new interface installation. If you are not sure how many adult rates the CRS supports, then put the default value of '0'. In this case, all adult rates will be uploaded.

Issues fixed

Online Interface

Issues fixed

- 23776 TT 23776 Online Interface - Travelclick mapper: when only the 1-way functionality was active in the interface, the listener service did not properly start and no response messages were sent to Travelclick when a reservation came in. This has been fixed. The listener service now starts properly also when only 1-way functionality is active and the response messages are sent. 95839
- 23818 TT 23818 Online IFC - General: when using base and dependent rates for rate upload to a CRS, the dependent rates were not uploaded anymore to the CRS. This has been fixed.
- 23939 TT 23939 Online Interface - EZYield mapper: no log messages were visible in the API/Mapper log for the EZYield mapper in the Online Interface monitor. This has been fixed

Online Interface Best Western

New Functionality/Feature

- 23875 TT 23875 Online Interface - Best Western mapper: if you have an active Best Western license, it is mandatory to fill in the first name of a guest profile. Since other CRS often send profiles without a first name, this would lead to issues for the Best Western functionalities. Therefore, if the Best Western license is active and an additional Online Interface mapper is installed, the first name of a guest profile is filled with 'No first name sent by CRS.' in case this additional mapper sends an empty first name for the guest profile.

Online Interface Trust Voyager

Issues fixed

- 22878 TT 22878 Online Interface - Trust Voyager mapper: when a reservation update was sent by Trust for an existing reservation which already had a room number assigned by the hotel staff, the update could cause a sharing reservation with another reservation which had the same room number assigned if the reservation times were now overlapping due to the update. This has been fixed. Now in case that a sharing situation might be created, the interface rejects the reservation update. In the API log you can see the following messages:
Error setting basic values for reservation. Move operation was not successful because of sharing situation.
Reservation request was denied. 91232

Fidelio POS8

POS8

New Functionality/Feature

23689

TT 23689 POS8: Functionality has been added with the release of POS Rel. 8.182.000 to broadcast service-messages to mobile and stationary POS8 devices. It is possible to set up a message, for example 'message of the day', which is displayed after Login as a Flash Screen on the device, it can be configured to stay on the first dialog until changed by a new login.

S8 Property Interfaces (IFC8.Exe)

IFC Functionality

Issues fixed

23759

TT 23759 Key Card Interface & Interface Functionality: The commands upon Check-Out for the Key Card Interface had to be changed. When sending a command to the Interface upon departure, first a 'KeyDelete' command for the room is send to the Key Card Interface and then a 'KeyRequest' command. In previous versions, this was the other way round.

95680

S8 Reservation

FidelioServer / XML Interface

Issues fixed

- 23288 TT 23288 Key Card Interface & Fidelio Server->Automatic Cancellation & Suite8->Global Settings->Reservation4 Tab->Automatic Cancel by Guarantee Code: Automatic Cancellation via Fidelio Server was only working if the Key Card Interface was not activated. This has been fixed. 93712


Miscellaneous

New Functionality/Feature

- 23671 TT 23671 Availability (Ctrl. +D) & User Settings: When opening a tab on the lower Availability Grid, the opened Tab can be set as default open Tab for the User by selecting 'Save current Tab as default' from the right mouse short cut menu, the same functionality is available when selecting the '...' Button on the upper right corner on the tab selection grid of the Availability dialog.
- 23672 TT 23672 Availability (Ctrl. + D)->Reverse Axes: If 'Reverse Axes' is selected from the right mouse short cut menu, the option ' Display long description' can be selected, allowing displaying the long description of the room types if the axes are reversed and the room types are indicated on the left side with their long description. The selected options are saved per user.

Rate Management

New Functionality/Feature

- 21202  TT 21202 Configuration->Reservation->Rate Management->Day Types & Global Settings->Reservation->Rates5 Tab->Day Type Calendar per Hotel Segment: Functionality has been added allowing defining Day Type Calculation rules per Hotel Segment. To use this, activate the flag: 'Day Type Calendar per Hotel Segment' under Global Settings->Reservation->Rates 5 tab and under Configuration->Reservation ->Rate Management->Day Types Automatic Rules or from the Rate Query (Ctrl +R) in Suite8 when selecting Day Type Calendar and clicking on 'Setup Rules', the Column 'Hotel Segments' allows selecting the Hotel Segment to which the rule applies. 82271

Reservation Groups

Issues fixed

- 18950 TT 18950 Reservation->Group Reservation->Split->Packages with Frequencies linked: When selecting a reservation of a split group reservation and packages with a frequency schedule were linked and the frequency was changed on the single reservation and the changes applied to all group members, the changes were not applied to other group members only to the single reservation. This issue is solved.
- 22978 TT 22978 Reservation->Group Reservation->Fixed Charges: When attaching fixed charges to a group reservation, then splitting the group, changing the amount of the fixed charges on one of the split reservations and applying the change to all group members, the changed fixed charges amount is applied correctly to all group members. In previous versions, it was only applied to the selected reservation and not to the

Reservation Groups

Issues fixed

- other group members. 91866
- 23823 TT 23823 Reservation->Group Reservation & Fixed Charges: The message: 'ORA-01400: Cannot insert NULL...' was prompted when adding a fixed charge to a reservation included in a group reservation and applying this to all members of the group, but not all reservations were split from the group. This has been solved and implemented in the Hotfix for Suite8 Version 8.9.5.1. 96093

Reservation ind.

New Functionality/Feature

- 21781 TT 21781 Reservation->Group Reservation->Apply Changes: When applying the changes on Group Reservation, also the Party, CRSNO and Guest Transportation Information are applied. 85262

Issues fixed

- 18388 TT 18388 Reservation->Reservation Navigator->Sorting: After sorting by arrival date, the Last Names were no longer in alphabetical order. This has been fixed. Most forms use a secondary filter option which can be activated by selecting the Header and using 'Shift' key and mouse click. 70014
- 21096 TT 21096 Reservation->Scheduled Room Move & Configuration->Global Settings->Reservation3 tab->'Mandatory room move reason for checked in guests': An issue was found when copying the Mandatory Room Move Reason to Share Reservations: The messages: 'Room move reason is mandatory, but missing on..' and 'Room move was not successful' were prompted, upon room move for share reservations, when selecting one reservation, moving and answering the message prompt for the sharing reservation: 'Do you want to move sharing reservations?' with 'Yes' and the message: 'Do you want to move' also with 'Yes' and entering a Room Move Reason on the Room Move Reason dialog. This resulted in not being able to perform the room move for the sharing reservation, until editing each reservation and entering a room move reason for both first and then performing the move. In this version, the room move for share reservations is completed successfully with the mandatory room move reason flag activated. 82808
- 21245 TT 21245 Reservation->Room Move & Global Settings->Reservation3 Tab->'Mandatory Room Move Reason for checked in guests': If the flag: 'Mandatory Room Move Reason for checked in guests' is activated, the dialog box for entering the reason is displayed properly when performing a room move for a checked in guest. 82514
- 22092 TT 22092 Reservation->Options->Deposit Requested & Configuration->Reservations->Policies: Since this version, when configuring a Policy for creating an automated deposit request on reservations, then entering one reservation for three rooms, the automated deposit request is created and calculated the day with the highest number of rooms if there is a difference, for example a reservation with 3 rooms the first night and 2 rooms the second night, then the following message is prompted: 'Reservation has altering number of rooms. Deposit is calculated based on the highest

Reservation ind.

Issues fixed

number.' In previous versions the number of rooms on the reservation was not taken into consideration when calculating Deposits.

87072

22947

TT 22947 Reservation-> Reservation Navigator: The cursor was not placed on the correct position after Columns were sorted manually, for example sorting on Housekeeping Status by clicking on the Header of the column 'HK Status', to have the clean rooms on top, then placing the cursor on the first returned reservation and completing the Check-In of this reservation. The sort order in the grid was kept, but the cursor situated somewhere in the middle of the grid or at the bottom. This has been fixed.

91628

23546

TT 23546 Reservation->Attributes & Configuration->Users->Rights->Reservation->'Attribute Change after Check-Out': Controls for Reservation attributes were available, even if the reservation edit dialog was read only. This was related to the user right: 'Attribute Change after Check-Out', if this was activated, the controls were enabled in the following scenarios:
If a user had no rights to edit a reservation
In Suite8 Central, if a reservation was owned by another partner side and opened in read only mode 'Viewing'
If a Suite Slave reservation was opened in read only mode 'Viewing'
All found issues have been fixed.

23919

TT 23919 Reservation->Share Reservations: The validations on the Share dialog have been enhanced and are produced since this version upon saving, allowing users to do multiple changes and prompt validation messages only upon saving (Close). In previous versions it was possible removing the share on a certain day within the reservation, this is no longer possible.

23938

TT 23938 Reservation->Share Reservation->Don't Share: Since this version, the share type is cleared, set to '0' when breaking the share by clicking 'Don't Share' button on the Share dialog when editing a reservation. In previous versions it was set to '2' indicating the broken share reservations still as 'Slave' reservation, which resulted in errors when uploading these reservations to other Central Reservation Systems by using Suite8 Online Interface.

Yield Interfaces

Issues fixed

23647

TT 23647 Hurdle Rates XML Interface & IDEAS: Records were deleted by the IDEAS decision export from the table 'YBAR' (The table storing the information for the best available Rate Interface). This has been fixed.

95135

S8 webConnect

3rd Party Interface

New Functionality/Feature

22307

TT 22307 Suite8 Homepage->Online Payments->Nets Online Payment Gateway Interface & Configuration->Global Settings->Interface7 tab->Use Nets Online Payment Gateway': Support for Nets Online Payment Gateway has been implemented. NETS is a Company operating in Scandinavia, offering several applications used in the hospitality industry. To use their Online Payment Gateway Interface, select the flag: 'Use Nets Online Payment Gateway Interface' under Global Settings->Interface7 tab and activate the following line in the file 'Global.asax' under the Online Payment section:
hotel.addOnlinePaymentPlugin("Client.dll", "Client.PaymentPlugins.NETS.NETSPlugin");
//Use this for payments via NETS
The language of the Interface is selected based on the current user language.
Supported languages are
//(English)
//(Swedish)
// (Danish)
// (German)
//(Finnish)
// (Russian)
Default is Norwegian

87344

Availability

Issues fixed

23700

TT 23700 Suite8 Homepage & XML Interface: The error: 'Access violation at address 0C01A344 in module 'FidelioAvl2.dll'. Read of address 0000000D' is no longer prompted when requesting Availability via Suite8 Homepage. Sometimes, this message was displayed after restarting Internet Information Manager (IIS) and running a few sessions simultaneously. The issue has been found and fixed.

FidelioServer / XML Interface

Issues fixed

22086

TT 22086 Suite8 Homepage, XML Interface & Fidelio Server & Configuration->Global Settings->Interfaces->Interface3 tab: When using Internal Editor Reports as 'Default Confirmation', the error message: 'Stack Overflow' is no longer prompted when sending Confirmation Letters via Email and the selected Email format is HTML Body and the HTML Body is sent correctly. The Email is no longer linked to an attachment if there is none, it is possible selecting 'Edit Body'. When defining defaults for the XML Interface under Global Settings->Interface 3 tab and selecting a Default Confirmation in HTML Format, the field 'Email Format' is filled automatically with 'HTML Body'.

87197

Suite8 Homepage

New Functionality/Feature

22068



TT 22068 Suite8 Homepage->Online Payment & Suite8->Configuration->Global Settings->Country Specifics1 Tab->Enhanced Deposit Handling: Functionality has been added allowing using Enhanced Deposit Handling requirements when paying a deposit via Suite8 Homepage. If this parameter is activated in Suite8 under Configuration->Global Settings->Country Specifics1 tab, the fields 'Deposit Folio' and

Suite8 Homepage

New Functionality/Feature

'Deposit Receipt with number cycles to fulfil legal requirements for countries such as Latin America and Spain, where numbered deposit folio or receipt printing is required, are available. The template: FCR_PMS_8351_DEPOSIT_INVOICE.rtf is used as it is designed to act like an invoice and fulfils the requirements for deposit invoice printing. For Suite8 Homepage, the option: 'Department code for deposit' is available under Configuration->Suite8 Homepage->Setup1 tab and a department code flagged as 'Deposit' (ZDCO_DEPOSIT) can be selected. All other configured options for Enhanced Deposit Handling are taken from Global Settings->Country Specifics1 tab->Enhanced Deposit Handling. Under Configuration->Email Settings, the Default Email Subject needs to be defined with the Role 'Deposit'. When creating an online reservation with payment and Enhanced Deposit Handling is activated, the Online User receives an invoice and the deposit posting with payment is completed via XML Interface.

87119

22840

TT 22840 Customer Relation->Profile Pictures & Suite8 Homepage->Registration->My Account: Functionality has been added allowing inserting, updating and deleting Profile Pictures. To use this, activate the flag: 'Manage Profile Pictures' under Configuration->Suite8 Homepage->Set Up and enter a Max Height & Max Width, recommended is '220' and '362'. On Suite8 Homepage under 'My Account' when logging in, the Picture Section is available allowing selecting a Picture from the local computer by clicking 'Browse' button. Please note: Only 'JPG' files are supported.

23695

TT 23695 Suite8 Homepage & Custom Fields on the Registration Page: Functionality has been added allowing definition of custom fields on the Registration Page, this is done by using the XML configuration file: 'S8HPXMLConfig.config', the file: 'MandatoryFieds.config' has been removed and its content is now a part of S8HPXMLConfig.config. The configuration of custom fields is done in the section 'ProfileCustomFields' of this XML file. The field name should not state 'YPCF'. If the mandatory fields configuration should include a field from the table 'YPCF', for example: the field 'YPCF_FREETEXT1', the attribute fieldName should be 'fieldName='FREETEXT1"', the attribute caption is used as identifier for the TranslationException.XML, for the translation. If a field should be a mandatory field, it has to be listed in the appropriate section of 'MandatoryFields'. However there the control must have a prefix 'custom_' for example: control="custom_FREETEXT1".

23696

TT 23696 Suite8 Homepage & Configuration->CRM->Attribute Categories: If a Web enabled attribute category is marked as 'Mandatory', it is also mandatory on Suite8 Homepage. If the mandatory field is not completed on Suite8 Homepage, the message: 'Free text is missing' or 'Boardtype is missing' is prompted on Suite8 Homepage. Since this version, all validation errors from different tab pages are prompted on the first page.

Issues fixed

23375

TT 23375 Suite8 Homepage->Registration: The tab order has been enhanced on the registration page of Suite8 Homepage, since this version, the order follows the field list. In previous versions, the cursor jumped from the field 'ZIP' to 'Save' and then to the field 'Country'.

23627

TT 23627 Suite8 Homepage->Registration->General Data update: If the parameter: hotel.addressType="ADR" is set in the file Global.asax and changing the address via Suite8 Homepage, the primary address of the profile is updated in Suite8. In previous

Suite8 Homepage

Issues fixed

- versions, a new address was created in on the profile in Suite8 and the primary address was not changed. 94778
- 23724 TT 23724 Suite8 Homepage & Online Payment Paypal: Multiple postings were performed when using Paypal for Voucher Payment via Suite8 Homepage. The issue has been found and fixed. 95492
- 23927 TT 23927 Suite8 Homepage->Date Query & Calendar selection prompt pick box->Translation: When selecting a different language than 'English' on Suite8 Homepage, the days and month indicated on the Calendar selection prompt pick box for selecting dates from the calendar when queering for dates for example on the Table Reservation or on the Calendar Events page are using the selected language for indicating 'Day' and 'Month'. In previous versions the Calendar date selection pick box displayed the 'Days' and 'Month' on this pick box always in 'English'. 96736
- 23931 TT 23931 Suite8 Homepage->Web Connect->Online Payment: The Token in the URL redirecting to the Online Payment Plugin for Suite8 Homepage contained a back slash sign which resulted in not successful redirecting to the correct Payment Plugin defined for Suite8 Homepage and the message: 'Wrong URL for Payment Page' was prompted after entering the Payment on Suite8 Homepage. This has been fixed.

XML Interface

New Functionality/Feature

- 22868 TT 22868 Suite8 Homepage & XML Interface-> Error Messages: When returning a generic error message on Suite8 Homepage or XML Interface, the error code and the first 60 characters of the error message are prompted. In previous versions, only the error code was prompted, the complete error message is stored and can be locked up in the Suite8 Homepage log file. 91164

Issues fixed

- 23431 TT 23431 Suite8 Mobile Reporting & Configuration->Global Settings->Interface->Misc. Interface3 Tab->XML Interface->HTML Directory: An access violation message was prompted if the HTML path on the XML Interface Configuration under Global Settings->Misc. Interface3 Tab contained a point '.', such as: 'C:\Test\V8\8.9.5\rtf'. The message is no longer prompted and the HTML Path can contain a point.
- 23712 TT 23712 Suite8 Homepage & Packages: Packages where the Masterpackage amount was '0', but a sub package with an amount existed were not displayed on Suite8 Homepage. This has been fixed.
- 23831 TT 23831 Suite8 Homepage & Advertisement Ticker: The error: 'Internal error. Cannot process request....Invalid size or check sum of file or unsupported compression format - Native error: 00008' was prompted on Suite8 Homepage and XML Interface in a double-byte database environment. This was related to pictures stored in the Database for the Advertisement Ticker and has been solved.

S8 Table Reservation

Table Reservation System

Issues fixed

23232

TT 23232 Reservations->Options->Table Reservation->Create New & Reservation->Profiles->Multiple Profiles: When entering a reservation with two adults and one teenager, then linking this to a table reservation from the reservation options, the number of adults and teenager were copied correctly from the reservation to the table reservation, but when editing the reservation, clicking on profiles tab and adding a profile for the second adult, then selecting Table Reservation->Create New from the Options Menu, the number of adults indicated three. This issue is solved.

93305

S8 XML Interface

XML Interface

Issues fixed

23760

TT 23760 XML Interface->Article Postings & Tax: The Tax record was not created in the event that an article posting was performed via XML Interface to a department code on a folio and the same department code on the invoice had a negative value. For example posting 150 via XML Interface to the article department '4000' belonging to the department code '200' to an invoice were the department Code '200' was posted with '-50.--'. Under Billing there were two postings: one for 50 to balance the negative amount and another for the remaining 100, but only the first posting had a tax record. This issue is solved.

S8 XML Interface for Registration Systems

3rd Party Interface

Issues fixed

23658

TT 23658 JetWeb Interface & Configuration->Software Interfaces->JetWeb Interface->Night Audit Days in Advance: The JetWeb Advance registration was not working for Group Reservations, for example if the Night Audit Days in Advance on the JetWeb Configuration was set to '1' and the flag: 'No Group JetWeb Processing Default' not selected, when creating a group arriving the next day and splitting it, entering the profile information and JetWeb attributes, running Night Audit, then no information for the group members was sent to JetWeb. This was also not working when using JetWeb Export from the Setup drop down menu, under Miscellaneous->System Maintenance->Reservation->JetWeb Export. This issue is solved.

94929

Find out more about what MICROS-Fidelio can do for you

For more information about Suite8
please contact us at sales-eu@micros.com.

About MICROS-Fidelio

Serving the hospitality and speciality retail industries, we are the world's leading developer of enterprise applications. Our global presence and local support have helped us build a long list of references - hotels, restaurants, conference centres, retail, stadiums, theme parks, casinos and cruise ships. We maintain an intense dialogue with colleagues throughout these industries. The result is a wide range of integrated software, hardware and business technology solutions and services. These help to optimise your operation and increase profits by providing your guests with a personalised service.

MICROS-FIDELIO GmbH

Europadamm 2-6
41460 Neuss
Germany
Phone: +49-(0)2131-137 0
Fax: +49-(0)2131-137 777

www.micros-fidelio.eu

micros® and micros-fidelio® are registered trademarks of MICROS Systems, Inc. Certain product and company names appearing here may be the trademarks or service marks owned and/or registered by third parties. All other product and brand names are the property of their respective owners.

© Copyright 2014 MICROS Systems, Inc. All rights reserved.