



Development  
Main Release Notes

**micros®**  
Fidelio Suite8

Version 8.9.6.0  
MICROS Fidelio Suite8  
Documentation

This document has been prepared by MICROS-Fidelio GmbH and is available to a select group of individuals for informational purposes. This is a confidential document that contains concepts, methods and other proprietary information. Readers are to treat the information herein as confidential.

Information in this document is subject to change without notice.

MICROS-Fidelio GmbH. makes no warranty of any kind with regard to this material, including but not limited to the implied warranties of marketability and fitness for a particular purpose.

MICROS-Fidelio GmbH Ltd. shall not be liable for errors contained herein or for incidental or consequential damages in connection with the furnishing, performance, or use of this material.

Copyright © 2014 MICROS-Fidelio GmbH. All Rights Reserved. No part of this publication may be reproduced, photocopied, stored on a retrieval system, or transmitted without the express prior written consent of the publisher.

## Version 8.9.6.0

Check list with required upgrade steps for **8.9.6.0**:

Make an export of the user V8LIVE.

Make sure, that the database has been either updated as a minimum to version 8.9.5.0 or to the latest officially released patch version 8.9.5.4.

Run all the update scripts needed for this new version.

Upgrading from **8.9.5.0**:

```
-> 8_9_5_0_to_8_9_6_0#0.sql  
-> 8_9_5_0_to_8_9_6_0#1.sql  
-> 8_9_5_0_to_8_9_6_0#2.sql  
-> 8_9_5_0_to_8_9_6_0#3.sql  
-> 8_9_5_0_to_8_9_6_0#4.sql  
-> 8_9_5_0_to_8_9_6_0#5.sql  
-> 8_9_5_0_to_8_9_6_0#6.sql
```

Please note, the file 8\_9\_5\_0\_to\_8\_9\_6\_0#3.sql is an update script containing all changed views since 8.9.5.0. Executing 01\_allviews.sql is not required in case of updating from 8.9.5.0 only.

Upgrading from **8.9.5.4**:

```
-> 8_9_5_4_to_8_9_6_0#0.sql  
-> 8_9_5_4_to_8_9_6_0#1.sql
```

Please note, the file 8\_9\_5\_4\_to\_8\_9\_6\_0#1.sql is an update script containing all changed views since 8.9.5.4. Executing 01\_allviews.sql is not required in case of updating from 8.9.5.4 only.

Run the following statements, connected to Oracle as SYSDBA (these statements are also part of the script 10\_runasSYSDBA.sql - however, they are already required to avoid possible compilation errors when creating all views and procedures). The variable SCHEMANAME needs to be replaced with the name of the live user (usually V8LIVE):

```
CREATE OR REPLACE view sys.x_$ksppi as select * from SYS.X$KSPPI;  
CREATE OR REPLACE view sys.x_$ksppsv as select * from sys.X$ksppsv;  
GRANT connect to SCHEMANAME;  
GRANT create session to SCHEMANAME;  
GRANT create table to SCHEMANAME;  
GRANT create type to SCHEMANAME;  
GRANT create procedure to SCHEMANAME;  
GRANT create view to SCHEMANAME;  
GRANT create trigger to SCHEMANAME;  
GRANT create sequence to SCHEMANAME;  
GRANT create materialized view to SCHEMANAME;  
GRANT select on v_$session to SCHEMANAME;  
GRANT select on gv_$session to SCHEMANAME;  
GRANT select on v_$database to SCHEMANAME;  
GRANT select on dba_indexes to SCHEMANAME;  
GRANT select on dba_tables to SCHEMANAME;  
GRANT select on dba_users to SCHEMANAME;  
GRANT select on dba_tab_columns to SCHEMANAME;  
GRANT select on dba_ind_columns to SCHEMANAME;  
GRANT select on dba_ind_expressions to SCHEMANAME;  
GRANT select on v_$sess_io to SCHEMANAME;  
GRANT select on v_$statname to SCHEMANAME;  
GRANT select on v_$sql to SCHEMANAME;
```

```
GRANT select on v_$sysstat to SCHEMANAME;  
GRANT select on v_$parameter to SCHEMANAME;  
GRANT select on v_$instance to SCHEMANAME;  
GRANT select on dba_free_space to SCHEMANAME;  
GRANT select on dba_data_files to SCHEMANAME;  
GRANT select on v_$log to SCHEMANAME;  
GRANT select on v_$tablespace to SCHEMANAME;  
GRANT select on sys.x_$ksppi to SCHEMANAME;  
GRANT select on sys.x_$ksppsv to SCHEMANAME;  
GRANT select on dba_rsrc_plan_directives to SCHEMANAME;  
GRANT execute on dbms_crypto to SCHEMANAME;  
GRANT execute on dbms_snapshot_util to SCHEMANAME;  
GRANT create any table to SCHEMANAME;  
GRANT select on dba_temp_files to SCHEMANAME;  
GRANT select on dba_tablespaces to SCHEMANAME;  
GRANT select on gv_$sort_segment to SCHEMANAME;
```

□ After the update, please run the following scripts:

```
-> 01_allviews.sql  
-> 02_allprocs.sql  
-> 03_generated.sql  
-> 04_autoindexes.sql  
-> 05_200index.sql  
-> 06_comments.sql  
-> 07_afterVersionUpdate.sql  
-> 08_gatherstatisticsforall.sql.
```

□ **Run the statements in the script 10\_runasSYSDBA.sql by following the instructions as described in the file.**

□ Use latest register.bat for new installations or minregister.bat for updates, both are provided with the new executables and DLL's.

□ Update existing VerCtrl.ini with new DLL's, Html's and Help Files or use latest one from FTP.

□ **In order to be compliant with Oracle policies the user password encryption in Suite8 has been enhanced to use Oracle approved crypto algorithm. This requires all existing passwords to be converted to the new hashing scheme, which is performed automatically when starting version 8.9.6.0 for the first time. It is strongly recommended to make a back-up of the table XCED prior to upgrading to this version in case a downgrade will be required at a later stage. Please refer to TT 24187 for more details.**

□ Run Sequence Fix (Suite8 -> Setup -> Miscellaneous -> System Maintenance -> Database -> Sequence Fix).

□ Execute Primary key existence check (Suite8 -> Setup -> Miscellaneous -> System Maintenance -> Miscellaneous -> System Check -> Database -> Primary key existence) and make sure no primary keys are missing (except for WLNR, WNEB and STAB).

□ Update Mailing (Suite8 -> Setup -> Miscellaneous -> Updates -> Mailing Update -> import mailing.sql provided with this release)

□ Update Translation (Suite8 -> Setup -> Miscellaneous -> Updates -> Translation -> Import Translation Manually -> import translation file provided by local office)

□ Please note that updating an existing Online Interface installation requires to first uninstall and then to reinstall the interface by using the new Online Interface Install Shield shipped with this release.

□ The tray icon of the Fidelio Server is not visible anymore when running as a service on a Windows 2008 server. This is due to changes in the operating system, however a workaround is provided, please refer to the Help File->How To->Fidelio Server->Fidelio Server->Installing Fidelio Server as a Windows Service on a Windows 2008 Server.

□ **New functionality has been implemented to configure and manage FTP accounts in Suite8, similar to common FTP clients. Therefore it is essential to review FTP connection settings in applicable functions like Online Application Translation Import or Scheduled Task File Upload.**

□ Check these release notes for new features/changes in Suite8.

□ Please refer to TT 5 for an overview of all new user rights.

□ Check which version of Oracle is used at the moment:

Oracle 11g Release 2 (11.2.0.3 or 11.2.0.4 - with latest Oracle Patch) for the database installation (64bit) and client installation (32bit) **OR** Oracle 12c Release 1 (12.1.0.1 or 12.1.0.2 - with latest Oracle Patch) for the database installation (64bit) and client installation (32bit) has to be used. Please note, it is imperatively required to install Oracle 11g Release 2 with the parameter setting 'compatible=10.2.0.4'. Please refer to the latest install shield 8.9.5.3.

## S8 Cashiering

### Cashiering

#### New Functionality/Feature

---

23554



TT 23554 Cashiering->Billing->Tax & Configuration->Global Settings->Country Specifics1 Tab->Enhanced Print Separate City Tax Handling & Department Codes->City Tax: Functionality has been added, since Suite8 Version 8.9.5.4, allowing postings including Service Charge. This is done by using City Tax Handling. Under Global Settings->Country Specifics1 Tab, activate the flag: 'Enhanced Print Separate City Tax Handling' and on the Department Code configuration when selecting City Tax tab, select the flag: 'Calculate as included tax'. When posting a charge including Service (City Tax), then the City Tax record is posted in the same 'ZPOS\_INTERNALSPLIT\_ZPOS\_ID' group and all postings are indicated as one on the billing dialog, just like it is for rate codes with inclusive package postings.

94795

#### Issues fixed

---

22880

TT 22880 Cashiering->Postings->Cashier Number & Lock workstation: Postings were performed on the wrong cashier number in the following scenario: Assuming user1 assigned to cashier number 1, user 2 assigned to cashier number 2, when logging-in with user 2 and opening a folio on the left upper corner the user 2 was indicated, clicking on Reservation and editing the reservation, then using F8 key to lock the workstation, logging in with user1, the cashier dialog was not prompted, closing the reservation edit dialog by selecting 'Cancel' on the left upper corner user 2 and cashier 2 was indicated and when posting an amount and editing the details, the indicated cashier number was 2, but the user 1, closing the folio and opening a different one, indicated user1 and cashier 2 on the left corner. This has been fixed.

94771

23733

TT 23733 Cashiering->Billing->Article Posting & Configuration->Global Settings->Billing1 Tab->Advanced Package Handling: When manually posting article against an allowance department code the article is consumed by the allowance and the message prompts correctly. In previous versions, no message was prompted and the article posting was not considered as allowance consumption.

95523

### Reports

#### New Functionality/Feature

---

24020

TT 24020 Cashiering->Billing->Invoice & Miscellaneous->Reports->Folio Templates: The variable 'ZWIN\_YRES\_ID' has been added to the Main section under Data Sources, allowing printing the reservation (confirmation) number on folios.

## S8 CCM

### Activity/Task

#### New Functionality/Feature

---

17136



TT 17136 Customer Relation->Tasks & Activities & Configuration->Miscellaneous->Automatic Traces->Event Management: Functionality has been added allowing creating automatic traces each time a deposit is paid for Conference and Rooms. The condition is set on the 'Paid' flag.

73078

### Booking Master

#### Issues fixed

---

24241

TT 24241 Meeting Planner->Conference Booking->Contact: When adding a reservation to a linked group reservation of a conference booking and selecting the existing profile or creating a new profile, the booking contact profile on the conference booking was changed to the profile selected upon adding the reservation. This has been fixed in Suite8 Version 8.9.5.4.

97803

### Conference Diary

#### Issues fixed

---

24288

TT24288 Meeting Planner->Conference Diary: Events on the Conference Diary were only displayed when clicking in the Date field and pressing 'Refresh' button. This occurred only when opening the Conference Diary from Meeting Planner not when opening the Conference Diary via F3 Quick Key. Since this version the issue is solved and works properly.

98106

### Event

#### Issues fixed

---

24249

TT 24249 Meeting Planner->Event Management->Number of Attendees: Since Suite8 Version 8.9.5.4, the number of Attendees entered on an Event is no longer displayed with decimals.

97834

### Miscellaneous

#### Issues fixed

---

24252

TT 24252 Meeting Planner->Conference Booking->Events->Standard Menu: When changing the price to a value larger than 1000 while editing a menu, the message: '1.000,00' is not a valid floating point value' was prompted. Since this version, the message is no longer prompted and values large than 1000 can be entered.

97856

## S8 CRM

### Miscellaneous

#### Issues fixed

---

- 24250 TT 24250 Customer Relation->Profiles->More Fields Tab->Personal Documents & Global Settings->Country Specifics3 Tab->Advanced Document Information for Turkey & Membership Numbers: Since Suite8 Version 8.9.5.4, if the flag: 'Advanced Document Information for Turkey' is activated, when scanning or creating a document or ID card, the personal number is used. If this is empty, no record is created in the table; 'XMNR', the table storing the Membership Numbers. In previous versions, the document number was used instead of the personal number.

### Profile Management

#### New Functionality/Feature

---

- 17964 TT 17964 Customer Relation->Profiles & Accounts Receivable: Customer Profiles can be set to the status 'Inactive' when they are linked to an Accounts Receivable Account which is set to the status 'Inactive' and the last posting transaction on the Accounts Receivable Account is one day in the past. In previous versions it was not possible setting Profiles to the status 'Inactive' if they were linked to Accounts Receivable Accounts with transactions, even if they were in the past and the Account set to 'Inactive'.

67456

### Users

#### New Functionality/Feature

---

- 18829 TT 18829 Customer Profiles & User Rights: In Suite8 Version 8.9.2.0, changes were made to the user rights for Customer Profiles->Profile Details for 'Edit' and 'Insert', since this version, the rights could be distributed by the profile types: Company, Travel Agent, Source, Individuals, Meeting Planner and Vendors. However this functionality was disabled on the following dialog screens when creating new users:  
When editing a profile from a reservation  
When editing a profile on an accounts receivable account  
When editing a profile via a Confirmation Letter  
This issue is solved in Suite8 Version 8.9.6.0.

68002



## S8 General

### Availability

#### Issues fixed

---

- 20290 TT 20290 Reservation->Offers & Virtual Suite Handling & Availability (Ctrl + D): The availability was deducted when creating offers and using a Virtual Room Type, this was incorrect, because rooms provided in offers should not reduce definite availability.

78016

### Configuration

#### Issues fixed

---

- 24080 TT 24080 General->User Rights & Configuration->Global Settings: The User Right 'Global settings' has been added to the Configuration section of the user rights, it is implemented and activated by default when updating to Suite8 Version 8.9.6.0 and controls access to the branch Global Settings under Configuration. In previous versions this was checked with the User Right 'Configuration->Miscellaneous', which resulted in displaying the message: ' Not enough rights for this operation' when entering a new user and assigning all rights.

### Miscellaneous

#### New Functionality/Feature

---

- 10 TT10 The following views have been changed:
- POS8\_REP\_MASTERDATA\_WAITER: Added subselect for MFOUTLET \_NAME to reflect also users not logged in.
  - V8\_REP\_REQUEST\_SUM: TT24065 - AVGRReached calculated wrong average
  - In specific cases the unitprice was not correct:
    - V8\_ED\_FOL\_GRP\_AMOUNT\_ROOMREV: field Gross
    - V8\_ED\_FOL\_GRP\_AMT\_ROOMREV\_DAY: field Gross
    - V8\_ED\_FOLIO\_REV\_ORI\_ZDCO\_PS: field GROSS\_QTY
  - V8\_REP\_BLOCKS: calculation of pax 2 to pax 4 was always relating to YBLR.YBLR\_ADULTNO=1; change to YBLR.YBLR\_ADULTNO=2 to YBLR.YBLR\_ADULTNO=4
  - YCAT\_NOTINAVL=0 has been added to the following views:
    - V8\_SYS\_STAT\_ADULT\_CAD
    - V8\_SYS\_PERSONCHILD\_CAD
    - V8\_SYS\_STAT\_COMPROOMS\_CAD
    - V8\_SYS\_STAT\_HOUSEUSERROOMS\_CAD
    - V8\_SYS\_STAT\_REPGUESTROOM\_CAD
    - V8\_SYS\_STAT\_BEDSINHOTEL\_CAD
    - V8\_SYS\_STAT\_MAXBEDSINHOTEL\_CAD
    - V8\_SYS\_STAT\_RESCREATEDTODAY\_CAD
    - V8\_SYS\_STAT\_RESCANCELLED\_CAD
    - V8\_SYS\_STAT\_RESWALKED\_CAD
    - V8\_SYS\_STAT\_COMPANYROOMS\_CAD
    - V8\_SYS\_STAT\_AGENTROOMS\_CAD
    - V8\_SYS\_STAT\_INDROOMS\_CAD
    - V8\_SYS\_STAT\_SOURCEROOMS\_CAD
    - V8\_SYS\_STAT\_VENDORROOMS\_CAD
    - V8\_SYS\_STAT\_BOOKERROOMS\_CAD
    - V8\_SYS\_STAT\_MPLANERROOMS\_CAD
    - V8\_SYS\_STAT\_VIPADULT\_CAD
    - V8\_SYS\_STAT\_RESCNCFORTODAY\_CAD
    - V8\_SYS\_STAT\_RESWALKFRTODAY\_CAD

### Miscellaneous

#### New Functionality/Feature

---

V8\_SYS\_STAT\_DAYUSERROOMS\_CAD  
V8\_SYS\_STAT\_NOSHOWROOMS\_CAD  
V8\_SYS\_STAT\_COMPADULT\_CAD  
V8\_SYS\_COMPPERSONCHILD\_CAD  
V8\_SYS\_STAT\_HOUSEUSERROOMS\_CAD  
V8\_SYS\_HS\_DEP\_ACTROOM\_CAD  
V8\_SYS\_HS\_ARR\_ACTADULT\_CAD  
V8\_SYS\_HS\_ARR\_ACTCHILD\_CAD  
V8\_SYS\_HS\_ARR\_EXPCHILD\_CAD  
V8\_SYS\_HS\_DEP\_ACTADULT\_CAD  
V8\_SYS\_HS\_DEP\_ACTCHILD\_CAD  
V8\_SYS\_HS\_DEP\_EXPCHILD\_CAD  
V8\_SYS\_HS\_WALKIN\_ROOM\_CAD  
V8\_SYS\_HS\_ARR\_ALLADULT\_CAD  
V8\_SYS\_HS\_DEP\_EXPADULT\_CAD  
V8\_SYS\_HS\_ARR\_ALLROOM\_CAD  
V8\_SYS\_HS\_DEP\_EXPROOM\_CAD  
V8\_SYS\_HS\_ARR\_ACTROOM\_CAD  
V8\_SYS\_HS\_HOUSEKEEP\_OCC\_CAD

The following views have been added:

- v8\_ccm\_web\_translations : TT 17269 . XML Interface CCM

The following functions have been changed:

- SAVEGUESTSTATUS() : TT 17964. Inactivate profile check AR

- 19150 TT 19150 General->Internal Browser & Version Control: Since this version Suite8 uses Google Chrome instead of the internal HTML viewer, allowing using HTML5 or JavaScript for internal views. The necessary changes are performed via Version Control which is included in each release and copied to the Suite8 program directory.
- 20722 TT 20722 Configuration->Miscellaneous->FTP Account Setup & Global Settings->Miscellaneous->DB update->Default FTP settings: The configuration of a FTP connection has changed; since this version, a FTP Account is configured under Configuration->Miscellaneous, this account and a remote path is then selected and the path entered under Global Settings->Miscellaneous->DB Update1 Tab. To configure the FTP Account under Configuration->Miscellaneous->FTP Account Setup, click 'New' and enter the 'Account Name', 'Server Name (IP Address)', 'Port', 'Protocol', 'Encryption', 'Logon Type', 'Username' and 'Password', click 'Login' button to verify the connection and connect to the FTP Server. Under Global Settings->Miscellaneous->DB Update1 Tab, select the FTP Account and enter the Remote Path. With this change all dialog screens where FTP connection is required have changed, such as 'Database Structure Update' from the 'Setup->Miscellaneous drop down menu, Scheduled Tasks configured with a FTP connection or Suite8 Online Interface configuration. These dialog boxes need to be reviewed.
- 21463 TT 21463 General->Fiscal Printer Interface & Configuration->Global Settings->Interfaces->Misc Interface4 Tab: Since Suite8 Version 8.9.5.4, the Fiscal Printer Interface is available for the Slovakian fiscal device 'FT4000'. This is managed by a middleware tool which needs to be installed on the machine connected to the local device. For further details, please consult the document: Fiscal Printer Interface.pdf.

82929

## Night Audit

### Issues fixed

---

- 23452 TT 23452 Miscellaneous->Night Audit: It is no longer possible running Night Audit on two different workstations at the same time. The message: 'Night Audit is already running on another workstation.' is prompted and the Night Audit Session is aborted. In Suite8 versions smaller than 8.9.5.2 it was possible starting and running Night Audit on two different workstations.

94432

## Reports

### New Functionality/Feature

---

- 9 TT9 The following HTML/reports have been changed:
- FCR\_POS\_92399\_CASHIER\_SUMMARY: Corrected formular field tip in subreport
  - FCR\_PMS\_4758\_Top20\_REV\_ALL\_PROFILES\_SHORT: Added parameter ?InclRooms and relevant data for rooms
  - 
  - FCR\_PMS\_4756\_TOP\_50\_REV\_ALL\_PROFILES\_SELECTBOX/FCR\_PMS\_4757\_TOP\_50\_R N\_ALL\_PROFILES\_SELECTBOX.rpt/S8R: Corrected formular field TTR\_REportSubtitle, as it was nothing printing then - COMPANY
  - FCR\_ALL\_79210\_CALENDAR\_EVENT\_PARTICIPENT\_LIST.rtf/S8R: TT23894; changed language parameter to CONF\_WLAN\_ID
  - tablereservation.htm/qry: Added table reservation notes as per TT23732. Added {DIF}{/DIF} for table reservations with notes but no profile attached: In case XCMS\_ID is 0 but XCNO\_ID is filled, HTML will take RRES\_DESCRIPTION plus notes, else information will be taken as before.
- TT9 The following HTML/reports have been added:
- DashBoardElement\_WebConnectURLS.html/qry
  - DashBoardElement\_Tbook.html/qry
  - DashBoardElement\_Tbook1.html/qry
  - DashBoardElement\_TFoodBeverage.html/qry
  - DashBoardElement\_TMiscellaneous.html/qry
  - DashBoardElement\_TFunctionOccupancy.html/qry
  - DashBoardElement\_TFunctionOccupancy1.html/qry
  - DashBoardElement\_InventoryBookedSummary.html/qry
  - DashBoardElement\_InventoryBooked.html/qry
  - FCR\_PMS\_4759\_Top50\_ALL\_PROFILES.rpt/S8R
  - FCR\_PMS\_73031\_HTML\_MOBILE\_ENG.S8R

## Security

### Issues fixed

---

- 24187 TT 24187 General->Oracle->Cryptographic hash function & Password Security: To support and apply more severe password security in Suite8, the password storage has changed since this version and is based on the Password-Based Key Derivation Function 2 (PBKDF2), this function applies a pseudorandom function and repeats the process many thousand times for a key stretching - CPU-intensive hash function. To apply this password security for elder, already entered passwords in the Suite8 database, the file 'FidelioPasswordConverter.exe' is provided with this version and needs to be placed in the same directory as the Suite8 executable. It will be processed automatically when starting Suite8. Please note that this file should not be run by the property, only with assistance from the local support office.

## Users

## Users

### New Functionality/Feature

---

- 5 TT 5 The following user rights have been added:  
Configuration:  
Global settings  
controls access to the branch: 'Global Settings' under Configuration

## S8 KIOSK

### Kiosk

#### New Functionality/Feature

---

- 23623 TT 23623 Suite8 Kiosk->Check-In: When checking in via Suite8 Kiosk, the Check-In page offers a checkbox to select 'Review the booking details'; the guest has to select this to be prompted with the Review booking page for verifying the entries before check-in.
- 23642 TT 23642 Suite8 Kiosk->Profile Update: When entering a Profile via Suite8 Kiosk, missing mandatory fields are prompted offering updating these.

### Kiosk Interface

#### Issues fixed

---

- 23318 TT 23318 Kiosk Interface & Cashiering: If no Kiosk Cashier is configured and when performing a posting, the transaction is accepted a record is created in the Interface log file and a proper error message is returned. In previous versions the posting was accepted.

## S8 Online Interface

### Online Interface

#### New Functionality/Feature

---

- 22021 TT 22021 Suite8 Online Interface for Optirez: Since this Version Suite8 Online Interface for Optirez is officially released. OptiRez offers bookings and channel distribution for prices and availability via World Wide Web for the hospitality industry. OptiRez is an innovative smart technology API allowing PMS vendors to build one connection to the SiteMinder distribution platform and gain access with the world's leading online booking sites, such as 'Booking.com' and 'Expedia'. Please refer to the document: 'Suite8 Online Interface for Optirez' for configuring Suite8 Online Interface for Optirez.

#### Issues fixed

---


- 24236 TT 24236 OTA XML Interface: the resynch screen for the OTA XML interface has been enhanced to only display rate codes which are marked as 'Online IFC enabled' and have the calculation method 'OTA / HTNG Rates' in rate code configuration and which are linked in the OTA XML conversion screen.  
In previous versions also other rate codes were shown.

97802

### Online Interface Best Western

#### New Functionality/Feature

---


- 23764  TT 23764 Suite8 Online Interface for Best Western & Suite8->Reservations->Share Reservations: Since Suite8 Version 8.9.5.4 all sharing reservations in Suite8 are treated as one reservation in the Best Western Central Reservation System. This means when two or more existing reservations are shared, then the reservation with the lowest reservation ID, 'YRES\_ID', remains active and all other reservations are cancelled in the Central Reservation System. In the event that a share is broken, split into separate reservations, then all cancelled reservations are reinstated in the Central Reservation System. In the event of sharing reservations not arriving or departing on the same day, the Central Reservation System reservation will have the arrival date of the first arriving sharing guest and the departure date of the last departing sharing guest.

## Fidelio POS8

### Suite8 POS

#### New Functionality/Feature

---

- 23802 TT 23802- Show and change table reservation description in POS Mobile
- When editing check remarks you can now switch between the regular MFCHECK.NOTES and the description in the table reservation record. Use Variables %notes% or %remarks% respectively. If you only want to show some notes indicators, you can use %tblresmarker% (currently a (TN)) or %notesmarker% (a (N)) respectively.
- 23964 TT 23964 - Portuguese Fiscalisation (SAF\_T) updates
- Several small issues surfaced during testing:
- Checks could only be reopened for a reprint after a Z-Reading of the waiter. This is fixed now.
  - Reprinted checks were always showing the current outlet date. You may now choose to use the check date instead. Just use the new XML Variable CheckDate.
  - 100% discounted checks should state that this is not a valid invoice (Documento nao valido como documento fiscal!). You can do this now, if you place the new XML-PrintVariable Discount Text on the print layout.
- You can now suppress the payment section of the SAF\_T export just by applying this view:
- ```
CREATE OR REPLACE VIEW POS_EXT_SAF_T_RECEIPTTOTALS
AS
  SELECT NULL zinv_date,
         0 NumberofDocuments,
         0 SUM_PAYMENTAMOUNT_NOFORMAT,
         '0.00' SUM_PAYMENTAMOUNT
  FROM DUAL;
```
- 24282 TT 24282 - Grouping of tables and book by seat
-  To enable grouping of tables the database layout needed to be changed
- Table MFTableGroup
- ```
TableGroupID Char(12)
GroupName Varchar2(80)
```
- Table MFTable
- ```
TableGroupID Char(12) - the table group the table is assigned to
```
- Table MFOUTLET
- ```
GroupTables Char(1) -- if set to 'T', start screen of the android app will be a set of
table groups with orders inside
```
- Book by seat is now supported on the mobile as well as on the POS
- On Android, when enabled, you have an additional seat column on all the screens containing orders, and you can split by seat when on the payment mask.

#### Issues fixed

---

- 24201 TT 24201 Other checks has now a toggle function called own checks

### Suite8 POS

#### **Issues fixed**

---



## S8 Reservation

### Configuration

#### Issues fixed

- 20566 TT 20566 Suite8 Online Interface for Best Western & Rate Triggers: Since Suite8 Version 8.9.5.3, Triggers for Rate Detail are no longer created during the night audit in the event that a Suite8 Online Interface is installed supporting Rate Detail upload. Creating Triggers for Rates during night audit is only required for 'Best Western' under certain circumstances, but no other vendor, therefore this has been changed.

96694


### Miscellaneous

#### New Functionality/Feature

- 23671 TT 23671 Availability (Ctrl. +D) & User Settings: Since Suite8 Version 8.9.5.2, when opening a tab on the lower Availability Grid, the opened Tab can be set as default open Tab for the User by selecting 'Save current Tab as default' from the right mouse short cut menu, the same functionality is available when selecting the '...' Button on the upper right corner on the tab selection grid of the Availability dialog.
- 23672 TT 23672 Availability (Ctrl. + D)->Reverse Axes: If 'Reverse Axes' is selected from the right mouse short cut menu, the option ' Display long description' can be selected, allowing displaying the long description of the room types if the axes are reversed and the room types are indicated on the left side with their long description. The selected options are saved per user. The long description display is available since Suite8 Version 8.9.5.2.

### Online Interface Best Western

#### New Functionality/Feature

- 23410  TT 23410 Suite8 Online Interface ->Using multiple CRS Numbers: Since this Version, it is possible using multiple Suite8 Online Interfaces, the CRS number from downloaded reservations is then not only stored in the field 'YRES\_CRSRESNR' but also in the table 'YCRN'. In a multiple Suite8 Online Interface Environment a reservation might have more than one Central Reservation number. For example for Best Western, a CRS sourced reservation downloaded from Channel Manager has a CRS number from Channel Manager and once uploaded to the Best Western Central Reservation System receives another Central Reservation Number from Best Western. The functionality has been added for the Two Way Suite8 Online Interface for Best Western, but can be used by other Systems in the future. The Central Reservation System number from the source, in the above example 'Channel Manager', is always stored in the table 'YRES' in the field: 'YRES\_CRSRESNR' and in the table 'YCRN' in the field: 'YCRN\_CRSSystem'. Any other Central Reservation System number for the same reservation is only stored in the table 'YCRN'. Locally created reservations which are assigned to a Central Reservation System number when uploaded from Best Western store this number only in the field of the table YCRN and not in the table 'YRES' in the field: 'YRES\_CRSRESNR'.
- When using a multiple Suite8 Online Interface Environment, the following changes should be completed:
1. Under Global Settings->Miscellaneous->Search Screens enable the flag: 'Custom View in Res. Navigator'
  2. Include the following two fields in the custom view 'V8\_SYS\_CUSTOMRESSEARCH' by using the query below:

```
...  
V8_FNC_YCRN_CRSRESNR (YRES.YRES_ID) CRSSystemNumber,  
(case when (select YCRN.YCRN_CRSRESNR from ycrn where YCRN.YCRN_YRES_ID =
```

## Online Interface Best Western

### New Functionality/Feature

---

```
yres_id and rownum=1) <> ' ' then 'RGB0,200,0'  
    end)  
    c_bkg_CRSSystemNumber,  
    ...
```

On the reservation navigator, please open grid customization and add the new column 'CRSSYSTEMNUMBER' which is showing all CRS reservation numbers as stored in the table YCRN.

3. Screen Painting: Customize the reservation edit dialog under Setup->Form Customization. Select 'FResedit' and click 'New' to generate a new Reservation Edit customized set, enter a Name and Comment, select the required language and save the entry by clicking 'OK'. Select the generated Screen and click 'Customize'. Select 'FidResSelect' on the Component Palette navigate to 'FidResCRSSystemCombo' box and add this to the reservation edit dialog. Save the form and assign it to users. This is required because it is mandatory to select the CRS System (stored in the field YRES\_CRSSYSTEM) whenever a CRS number is entered manually because the main Two-Way Interface is down and the property receives the Central Reservations via Email or Telefax.

Please note: The field access is controlled by a User Right and needs to be set to 'View only'. Only Users assigned to the User right for entering a CRS ID manually should have access to this field, which is defined in the next step:

4. Disable the User right: 'Enter CRS ID manually' for all users, except for Manager or Supervisor who are allowed to enter a CRS numbers manually in case they receive central reservations offline.

General task:

After the update the tables: 'MMOD' and 'ZOTA' need to be checked for inactive entries and all obsolete Online Interfaces should be removed.

## Rate Management

### Issues fixed

---

12263 TT 12263 Configuration->Reservation->Rate Management->Rates->Advance Booking Days & Rate Query (Ctrl +R): When queering a rate code via Rate Query and on the Rate Code Configuration the field: 'Adv. booking days' is filled, for example with advanced booking days, the restriction is indicated on the Rate Query in the 'Rate Restriction Information' dialog, such as: 'Advanced Booking Days restriction: 2 Days' In previous versions, this field was not considered.

## Reservation ind.

### New Functionality/Feature

---

14294 TT 14294 Reservation->Options->Deposit Requested & Cashiering->Cashier Functions->Deposits & Global Settings->Country Specifics->Country Specifics1 Tab->Enhanced Deposit Handling->Combine with Deposit Manager: The flag: 'Combine with Deposit Manager' has been added to the Country Specifics1 Tab and is available when using 'Enhanced Deposit Handling'. If activated, the option 'Deposit' under Cashiering->Cashier Functions is also available with 'Enhanced Deposit Handling', allowing to view and enter deposit requests or to post a deposit payment.

47165

### Reservation ind.

#### New Functionality/Feature

---

23663 TT 23663 Rate Query (Ctrl + R) & Reservation->Walk In: Functionality has been added on the Rate Query allowing entering Walk-In reservation. The field: 'Walk-In' has been added to the Rate Query Scope, when selecting this field, choosing a rate code and entering the reservation details, a room number has to be selected and then the reservation is directly checked in as Walk-In reservation. If no room is selected, a corresponding message is prompted and the reservation can be saved as usual.

94755

#### Issues fixed

---

18065 TT 18065 Reservation->Edit Reservation & Regional Settings->Date Format: Date Formats in Windows Regional Settings using spaces as separator are not supported by Delphi, therefore Suite8 prompts the following message upon start up if a space is used as separator in the Date Format:  
'Date separator is space character.  
Application will be closed  
Please change windows environment settings'

68060

21245 TT 21245 Reservation->Room Move & Global Settings->Reservation3 Tab->'Mandatory Room Move Reason for checked in guests': If the flag: 'Mandatory Room Move Reason for checked in guests' is activated, the dialog box for entering the reason is displayed properly when performing a room move for a checked in guest.

82514

22092 TT 22092 Reservation->Options->Deposit Requested & Configuration->Reservations->Policies: Since this version, when configuring a Policy for creating an automated deposit request on reservations, then entering one reservation for three rooms, the automated deposit request is created and calculated the day with the highest number of rooms if there is a difference, for example a reservation with 3 rooms the first night and 2 rooms the second night, then the following message is prompted:  
'Reservation has altering number of rooms. Deposit is calculated based on the highest number.' In previous versions the number of rooms on the reservation was not taken into consideration when calculating Deposits.

87072

## S8 Service Management

### Miscellaneous

#### New Functionality/Feature

---

23889




TT 23889 Suite8 Service Module & Global Settings->Generic3 Tab->Service Module & Configuration->Service Module: A Service Module has been added allowing managing properties neither operating with Suite8 nor connected to a Central Reservation System by using Suite8 Central. These properties are maintained manually by using the Service Module Plan. An unlimited number of properties can be maintained, but it is neither possible performing postings nor check-in or check-out. It is updated manually by using the Service Plan, where bookings for the different properties can be viewed and referred to for information. To use this, activate the license: 'Service Module' under Sublicense->Property Management and select the flag: 'Service Module' under Global Settings->Generic 3. The flags: 'Write reservation charges to service plan', 'Write reservation charges as a single amount' and the option to select 'Department Codes' become available and can be activated. Under Configuration->Service Module, Attribute Categories, Hints, Note Categories, Rate codes, Service cities, Service locations, Service type groups and Service types can be defined. In Suite8, the Service Module is available on the coloured Tool Bar on the left with the options: 'Plan', 'Booking' and 'Service'. Please refer to the document: 'Service Module.PDF' for further details on this. Please note that this project is still in Beta and the documentation in progress.

## S8 Suite8 Webconnect

### Kiosk

#### New Functionality/Feature

---

- 23018 TT 23018 Suite8 webConnect & Suite8 Kiosk: Since this Version, check-out is fully supported via Suite8 Kiosk.
- 23940 TT 23940 Suite8 Kiosk & Table Reservation: Functionality has been added allowing retrieving and entering Table Reservations via Suite8 Kiosk in conjunction with the MyStay license.
- 23965 TT 23965 Suite8 Kiosk & Registration: Since this version it is possible logging in to Suite8 Kiosk as registered User via the page: 'V8Client/Suite8Kiosk/ExistingRes/RequestDetails' when opening this page, the confirmation number can be entered to retrieve the existing reservation.
- 24079  TT 24079 Suite8 Kiosk & Table Reservations, Calendar Events and Questionnaire Surveys: Since this version it is possible using Table Reservations, Calendar Events and Guest Surveys on Suite8 Kiosk with the license for Suite8 MyStay. The configuration for these options is performed via the file: 'S8HPXMLConfig.config' as follows:

```
<MobileOptions>
  <MyStayMode>
    <ShowTableReservation>true</ShowTableReservation>
    <ShowCalendarEvents>true</ShowCalendarEvents>
    <ShowQuestionnaire>true</ShowQuestionnaire>
  </MyStayMode>
  <KioskMode>
    <ShowTableReservation>true</ShowTableReservation>
    <ShowCalendarEvents>true</ShowCalendarEvents>
    <ShowQuestionnaire>true</ShowQuestionnaire>
  </KioskMode>
</MobileOptions>
```

#### Issues fixed


---

- 24034 TT 24034 Suite8 Kiosk & Check Out: Since this version it is indicated if a guest has checked out via Suite8 Kiosk.
- 24037 TT 24037 Suite8 Kiosk & Questionnaire: Functionality for completing Guest Survey has been implemented in Suite8 Kiosk in conjunction with the Suite8 MyStay license.

### Promotions

#### New Functionality/Feature

---

- 16883  TT 16883 Suite8 Web Connect->Promotions & Configuration->Reservation->Rate Management->Promotions: Since Suite8 Version 8.9.5.3, promotions are indicated on Suite8 Web Connect if they are marked as such on the Promotion Configuration on the

## Promotions

### New Functionality/Feature

---

Tab: 'Web' with the field: 'Indicate in Web'. On the same Tab a 'Web Short Info' and a 'Web Long Info' can be entered. On the Tab: 'Pictures', images can be linked to the promotion. If the rate code has rate details per room type and a promotion linked to each rate detail, then the promotion is displayed once on the header of the rate code on Web Connect, if it is linked to only some of the rate details, the promotion is shown on the Room Types where applicable. The original price is shown erased and the promotion price next to the original price on Web Connect.

62476

## Suite8 Webconnect

### New Functionality/Feature

---

23563 TT 23563 Suite8 webConnect & MyHotelShop: Since this version, the functionality to collect booking information from Meta Search engines is available for Suite8 webConnect. Please note, this functionality is released in Beta mode only. It is activated by selecting the field: 'My hotel shop Tracking Pixel' and by entering a 'My Hotelshop ID' on the Setup 2 tab of the Suite8 Homepage Configuration Branch in Suite8.

96102

### Issues fixed

---

20031 TT 20031 Suite8 webConnect: If a user requests a new password, it is checked that no duplicate Email address is linked to a merged profile. In previous versions these profiles were not verified for duplicate Email. When requesting a new password and the profile has no Web Login, but an Email address, the message prompt is: 'The password for your account can not automatically be reset. Please contact us on {PARAM TELEPHONE}'. In previous versions, the message: 'The specified User or Email has not been found!' was prompted.

## S8 Table Reservation

### Table Reservation System

#### Issues fixed

---

14084 TT 14084 Table Reservation Management & Reservation: When cancelling a reservation and a table reservation is attached, the user is prompted to cancel the table reservation as well. In previous versions, only a message was prompted and the table reservation was cancelled when cancelling the reservation, since this version, the table reservation can be kept.

48730

## Find out more about what MICROS-Fidelio can do for you

For more information about Suite8  
please contact us at [sales-eu@micros.com](mailto:sales-eu@micros.com).

## About MICROS-Fidelio

Serving the hospitality and speciality retail industries, we are the world's leading developer of enterprise applications. Our global presence and local support have helped us build a long list of references - hotels, restaurants, conference centres, retail, stadiums, theme parks, casinos and cruise ships. We maintain an intense dialogue with colleagues throughout these industries. The result is a wide range of integrated software, hardware and business technology solutions and services. These help to optimise your operation and increase profits by providing your guests with a personalised service.

### MICROS-FIDELIO GmbH

Europadamm 2-6  
41460 Neuss  
Germany  
Phone: +49-(0)2131-137 0  
Fax: +49-(0)2131-137 777

[www.micros-fidelio.eu](http://www.micros-fidelio.eu)

micros® and micros-fidelio® are registered trademarks of MICROS Systems, Inc. Certain product and company names appearing here may be the trademarks or service marks owned and/or registered by third parties. All other product and brand names are the property of their respective owners.

© Copyright 2014 MICROS Systems, Inc. All rights reserved.