

Oracle® Transportation Management

Branding Guide

Release 6.4.2

Part No. E81534-01

December 2016

Copyright Notice

Oracle® Transportation Management Branding Guide, Release 6.4.2

Part No. E81534-01

Copyright © 2001, 2016, Oracle and/or its affiliates. All rights reserved.

This software and related documentation are provided under a license agreement containing restrictions on use and disclosure and are protected by intellectual property laws. Except as expressly permitted in your license agreement or allowed by law, you may not use, copy, reproduce, translate, broadcast, modify, license, transmit, distribute, exhibit, perform, publish, or display any part, in any form, or by any means. Reverse engineering, disassembly, or decompilation of this software, unless required by law for interoperability, is prohibited.

The information contained herein is subject to change without notice and is not warranted to be error-free. If you find any errors, please report them to us in writing.

If this is software or related documentation that is delivered to the U.S. Government or anyone licensing it on behalf of the U.S. Government, then the following notice is applicable:

U.S. GOVERNMENT END USERS: Oracle programs, including any operating system, integrated software, any programs installed on the hardware, and/or documentation, delivered to U.S. Government end users are "commercial computer software" pursuant to the applicable Federal Acquisition Regulation and agency-specific supplemental regulations. As such, use, duplication, disclosure, modification, and adaptation of the programs, including any operating system, integrated software, any programs installed on the hardware, and/or documentation, shall be subject to license terms and license restrictions applicable to the programs. No other rights are granted to the U.S. Government.

This software or hardware is developed for general use in a variety of information management applications. It is not developed or intended for use in any inherently dangerous applications, including applications that may create a risk of personal injury. If you use this software or hardware in dangerous applications, then you shall be responsible to take all appropriate fail-safe, backup, redundancy, and other measures to ensure its safe use. Oracle Corporation and its affiliates disclaim any liability for any damages caused by use of this software or hardware in dangerous applications.

Oracle and Java are registered trademarks of Oracle and/or its affiliates. Other names may be trademarks of their respective owners.

Intel and Intel Xeon are trademarks or registered trademarks of Intel Corporation. All SPARC trademarks are used under license and are trademarks or registered trademarks of SPARC International, Inc. AMD, Opteron, the AMD logo, and the AMD Opteron logo are trademarks or registered trademarks of Advanced Micro Devices. UNIX is a registered trademark of The Open Group.

This software or hardware and documentation may provide access to or information about content, products, and services from third parties. Oracle Corporation and its affiliates are not responsible for and expressly disclaim all warranties of any kind with respect to third-party content, products, and services unless otherwise set forth in an applicable agreement between you and Oracle. Oracle Corporation and its affiliates will not be responsible for any loss, costs, or damages incurred due to your access to or use of third-party content, products, or services, except as set forth in an applicable agreement between you and Oracle.

Documentation Accessibility

For information about Oracle's commitment to accessibility, visit the Oracle Accessibility Program website at <http://www.oracle.com/pls/topic/lookup?ctx=acc&id=docacc>.

Access to Oracle Support

Oracle customers that have purchased support have access to electronic support through My Oracle Support. For information, visit <http://www.oracle.com/pls/topic/lookup?ctx=acc&id=info> or visit <http://www.oracle.com/pls/topic/lookup?ctx=acc&id=trs> if you are hearing impaired.

Contents

COPYRIGHT NOTICE	III
CONTENTS	IV
FIGURES	V
SEND US YOUR COMMENTS	VII
PREFACE	IX
CHANGE HISTORY	IX
1. BRANDING OVERVIEW	1-1
ORACLE TRANSPORTATION MANAGEMENT WEB PAGE TECHNOLOGY	1-1
BRANDABLE VS. NON-BRANDABLE APPLICATION FEATURES	1-1
2. BRANDING TECHNOLOGY	2-1
EXTENSIBLE MARKUP LANGUAGE (XML)	2-1
EXTENSIBLE STYLESHEET LANGUAGE (XSL)	2-1
CASCADING STYLE SHEETS (CSS)	2-1
3. REQUIREMENTS	3-1
RECOMMENDED BRANDING SKILL SET	3-1
REQUIRED DOCUMENTS	3-1
MOBILE APP	3-1
4. THEMES	4-1
ORACLE THEMES	4-1
CREATING A NEW LOCAL THEME	4-1
CREATING A NEW GLOBAL THEME	4-3
CUSTOMIZING FILES FOR A THEME	4-3
XSL FILE SEARCHING	4-3
BRANDING AN XSL FILE	4-4
BRANDING A CSS FILE	4-4
BRANDING AN IMAGE	4-5
CREATING THEMES FOR A LOCALE	4-6
DOUBLE-BYTE CHARACTER SETS	4-7
APPLY BRANDING BASED ON LOCALE	4-7
TRANSLATIONS	4-7
CSS DESCRIPTIONS	4-8
HTML TAG STYLES	4-8
GENERIC CLASSES	4-8
BODY CLASSES	4-9
HEADER CLASSES	4-9
BODY DATA CLASSES	4-10

HEADER FIELDS	4-10
BODY FOOTER	4-10
SECTION DEFINITIONS.....	4-11
SECTION LABEL CLASSES.....	4-11
GRID CLASSES	4-12
FIELD DATA CLASSES.....	4-14
AUTO COMPLETE CLASSES	4-15
TEXT	4-16
MESSAGE BOX	4-16
MISCELLANEOUS.....	4-17
VARIOUS ICONS	4-18
POWER DATA CLASSES	4-19
TAB CLASSES	4-20
UNIFIED GLOBAL HEADER CLASSES.....	4-20
ASK ORACLE CLASSES.....	4-21
CALENDAR CLASSES	4-22
VOLUME CLASSES	4-24
LOGIN CLASSES	4-24
SCROLL GRID CLASSES.....	4-25
TREE CONTROL CLASSES	4-28
SIMPLE TREE CONTROL CLASSES.....	4-30
SIMPLE TREE 2 CONTROL CLASSES	4-31
MAIN MENU CLASSES.....	4-31
BUTTON CLASSES	4-32
CONTEXT MENU CLASSES	4-32
IWINDOW CLASSES	4-33
DOCK SCHEDULING / DECISION CONTROL CENTER / ADVANCED LAYOUT MANAGER.....	4-33
POPUP	4-49
DIALOG.....	4-51
PANEL WINDOW	4-52
HOW TO FIND OUT WHICH CSS STYLE IS USED	4-54
UNIFIED GLOBAL HEADER IMAGE AND URL.....	4-55
5. BRANDING OTHER PARTS OF ORACLE TRANSPORTATION MANAGEMENT	
5-1	
EMAILS.....	5-1
MAPS	5-1
6. USER INTERFACES.....	6-1
THEME MANAGEMENT	6-1
UPLOAD MAIL AND USER-DEFINED IMAGES	6-1
7. BRANDING FUSION TRANSPORTATION INTELLIGENCE.....	7-1
8. APPENDIX A: ADDITIONAL RESOURCES	8-1
XML RESOURCES.....	8-1
XSL RESOURCES	8-1
CSS RESOURCES	8-1

Figures

Figure 4-1: Logon Page	4-54
Figure 4-2: Developer Tools	4-55

Figure 4-3: Unified Global Header 4-55

Send Us Your Comments

Oracle® Transportation Management Branding Guide, Release 6.4.2

Part No. E81534-01

Oracle welcomes your comments and suggestions on the quality and usefulness of this publication. Your input is an important part of the information used for revision.

- Did you find any errors?
- Is the information clearly presented?
- Do you need more information? If so, where?
- Are the examples correct? Do you need more examples?
- What features did you like most about this manual?

If you find any errors or have any other suggestions for improvement, please indicate the title and part number of the documentation and the chapter, section, and page number (if available). You can send comments to us in the following ways:

- Electronic mail: otm-doc_us@oracle.com

If you have problems with the software, contact Support at <https://support.oracle.com> or find the Support phone number for your region at <http://www.oracle.com/support/contact.html>.

Preface

The *Oracle Transportation Management Branding Guide* provides information about the process of branding the Oracle Transportation Management Web interface. The term “branding” refers to the practice of customizing images and Web interface themes to more closely reflect a company’s brand.

This document is intended to provide detailed information about the process of branding the Oracle Transportation Management Web interface. It is intended specifically to assist Web developers at client sites. However, this guide may also prove useful for internal (Oracle) audiences who wish to gain a greater understanding of the Oracle Transportation Management branding process.

Change History

Date	Document Revision	Summary of Changes
11/201	-01	Moved Mobile App information to the Mobile App Guide. Replace all instances of themesswanblue with themesalta to reflect the introduction of the new themesalta. Update the introduction to XSL File Searching section. Update to include all the new and modified css classes used in the new themesalta. Added information that themes only affects legacy UIs and NOT enhanced UIs.

1. Branding Overview

As it relates to Oracle Transportation Management, the term “branding” refers to the process of changing the look and feel of the application to reflect the client’s brand. Oracle Transportation Management is shipped with customizable images and web interface themes, which gives you the ability to easily change colors and logos viewed on Oracle Transportation Management Web pages. For example, clients can use their own logos to replace the default Oracle and Oracle Transportation Management logos throughout the application.

Branding helps you to develop a strong awareness for your trade name, product, or services. The ability to brand Oracle Transportation Management is also beneficial for those businesses that plan to distribute the Oracle Transportation Management product.

Oracle Transportation Management Web Page Technology

Oracle Transportation Management Web interface themes are separate from the structure and function of Oracle Transportation Management, independent of the business logic of the Oracle Transportation Management user interface. Extensible markup language (XML) defines the structure of Oracle Transportation Management. Java describes the behavior of the Oracle Transportation Management application. CSS combined with extensible style sheet language (XSL) and JavaServer Pages (JSP) defines the coherent look and feel of Oracle Transportation Management.

By changing the CSS/XSL files, pointing to a different set a CSS/XSL files, or by customizing a manager layout screen, you can change the look of Oracle Transportation Management without affecting the underlying structure or functionality.

Brandable vs. Non-brandable Application Features

By changing the CSS or XSL files, or pointing to a different set of files, you can change the look of Oracle Transportation Management without affecting the underlying structure or functionality. Specifically, you have the ability to change button images, logos, color schemes, font sizes and colors viewed throughout the Oracle Transportation Management web application. To a lesser extent, you may also change the layout of some Oracle Transportation Management pages, although this aspect of branding is handled through the Menu Manager feature within Oracle Transportation Management.

Branding **does not** include the ability to add, rename, or delete fields in Oracle Transportation Management. Nor does it include the ability to move, rename, or rearrange sections of Oracle Transportation Management pages. These features are available to Manager Layout pages written using the JSP technology.

2. Branding Technology

Oracle Transportation Management web pages are constructed using XML to provide structure, and XSL and CSS files to define the look.

Extensible Markup Language (XML)

XML is an open standard for describing data, as defined by the World Wide Web Consortium (W3C). XML is used for defining data elements on a web page and business-to-business documents. It uses a similar tag structure as HTML; however, where HTML defines how elements are displayed, XML defines what those elements contain.

HTML uses predefined tags, but XML allows page developers to define the tags. Therefore, virtually any data items (for example, product and amount due) can be identified, allowing Web pages to function much like database records.

Extensible Stylesheet Language (XSL)

XSL is a style sheet format for XML documents. XSL is the XML counterpart to the CSS language in HTML, although XML supports CSS1 and CSS2. XSL Transformations (XSLT) are extensions to XSL for converting XML documents into XML or other document types and may be used independently of XSL.

Unlike HTML, element names in XML have no intrinsic presentation semantics. Without a style sheet, a processor could not know how to render the content of an XML document, other than as an undifferentiated string of characters. XSL provides a comprehensive model and a vocabulary for writing such style sheets using XML syntax.

Cascading Style Sheets (CSS)

CSS is the style sheet format that provides layout settings that can be applied to Web pages. Any structured document format can use CSS; XML is just one example of where CSS can be applied.

CSS is the style sheet format supported for XML; Oracle Transportation Management uses this style sheet format.

3. Requirements

In addition to the required software and documents listed in this chapter, you should have an Oracle Transportation Management test environment available in order to test your customizations.

You must have access to the following items prior to beginning the Oracle Transportation Management branding process:

- Adobe PhotoShop, Version 7.0 (or above)
- A text editor (HomeSite is recommended)
- It is recommended that you have a file compare utility.

Note: The steps in this guide only apply to on-premise OTM/GTM installations.

Recommended Branding Skill Set

It is recommended that the branding developer have thorough knowledge of DHTML/HTML/CSS and Javascript, as well as experience with XML/XSL.

The branding developer should have experience/understanding of graphical user interfaces, as well as experience developing graphical content.

An understanding of the following applications is recommended:

- Browsers
- WebLogic
- Oracle RDBMS
- Apache
- Tomcat

Required Documents

The required documents are available on your Oracle Transportation Management web server under `<otm_install_dir>/web/htdocs/` (for CSS, javascript and image files) and `<otm_install_dir>/glog/gc3webapp.ear/GC3.war/WEB-INF/xsl` (for XSL files).

The following documents are needed in order to create a theme:

- `/xsl/themes/themes.xsl`: This document calls the theme to be presented. By importing a specified theme, the user is presented with a new look and feel.
- `/xsl/themes/themesalta.xsl`: This document contains links to all of the CSS (Cascading Style Sheets) used throughout the theme. It also contains references to every image used throughout the Web interface.
- `/css/themes/themesalta.css`: This document defines the theme's color and font usage. For certain elements it also defines positioning, spacing, padding, margins, alignment, background image, and border definitions.
- `/images/themes/themesalta`: This directory contains all of the images used throughout the theme (themesalta contains images for the Oracle Transportation Management Theme, and so on).

Mobile App

Branding instructions for the Mobile App have been moved to the Mobile App Guide on [OTN](#).

4. Themes

An Oracle Transportation Management “theme” is a specific color scheme for the application. This section explains how you create and customize themes, along with the XSL and CSS **for each theme shipped with Oracle Transportation Management**. Depending on your needs, you can brand across all accounts, limit to certain roles, domains or users.

Note: The theme does not affect the following Oracle Transportation Management and Global Trade Management user interfaces:

- All pages under Sourcing > Rate Maintenance
- Workbench Designer and Workbench layouts
- Shipment Visibility
- Landed Cost Simulator

Note: The steps in this guide only apply to on-premise OTM/GTM installations.

The required documents are available on your Oracle Transportation Management web server under `<otm_install_dir>/web/htdocs/` (for CSS, javascript and image files) and `<otm_install_dir>/glog/gc3webapp.ear/GC3.war/WEB-INF/xsl` (for XSL files).

Note: During the development process to enable the XSL interpreter to load changed XSL files without stopping and restarting the web server, set the property `glog.webserver.xsl.debug=true` in your `glog.properties` file or the `WEB_CUSTOM` property set.

Oracle Themes

OTM ships with one supported theme: `themesalta`.

There are two types of themes: global and local. A global theme is applied across all domains and there can be only one global theme at a time. A local theme is applied to a specific domain. The new `themesalta` is a global theme because it is applied across all domains.

This section covers how to create a global theme and local theme. First, you create a new local theme and then you apply the new local theme to all domains so that it becomes a global theme.

Creating a New Local Theme

Step 1: Naming the Theme

Create a unique theme name. This theme name will be referenced in future steps as `<theme name>`. This name will be used in crossing directories; be careful if you use special characters. Directory hierarchies are supported when the characters `'/'` or `'\'` are used.

Step 2: Creating the Theme Directories

Starting with 6.3, all branded files are located in a directory defined by the property `<glog.customPath property>`. The directories for the branded files are:

- `<otm_install_dir>/web/htdocs/css/<glog.customPath property>/themes/<theme name>`
- `<otm_install_dir>/web/htdocs/js/<glog.customPath property>/themes/<theme name>`

- `<otm_install_dir>/web/htdocs/images/<glog.customPath property>/themes/<theme name>`
- `<otm_install_dir>/glog/gc3webapp.ear/GC3.war/WEB-INF/xsl/<glog.customPath property>/<theme name>/themes`

If they will not be used, you can skip the creation of any of these directories.

Step 3: Copying themes.xml

1. Copy the `xsl/themes/themes.xml` file to `<otm_install_dir>/glog/gc3webapp.ear/GC3.war/WEB-INF/xsl/<glog.customPath property>/<theme name>/themes`.
2. Edit the `xsl:import` tag in the newly copied `themes.xml` file to point to your new theme as follows:

```
<xsl:import href="file:<theme name>/themes/<theme file name>.xml"/>
or
<xsl:import href="file:client199/themes/client199.xml"/>
```

Note: `<theme name>` can be different from `<theme file name>`. This example uses the same names for the purpose of simplicity.

Step 4: Creating the Theme XSL File

1. Create the `<theme file name>.xml` file in `<otm_install_dir>/glog/gc3webapp.ear/GC3.war/WEB-INF/xsl/<glog.customPath property>/<theme name>/themes`.
2. Copy the following into the new file to get you started:

```
<?xml version="1.0" encoding="utf-8"?>
<xsl:stylesheet xmlns:xsl="http://www.w3.org/1999/XSL/Transform"
xmlns:resolver="http://www.jclark.com/xt/java/glog.webserver.util.GLURIResolver"
xmlns:xt="http://www.jclark.com/xt" exclude-result-prefixes="xt"
version="1.0">
  <xsl:import href="file:themes/themesalta.xml"/>
  <xsl:output method="html"/>
</xsl:stylesheet>
```

This will import all of the variables defined in the shipped `themesalta.xml`. It is recommended to import the `themes/themesalta.xml` file and only add in the variables that you want to change (See [Branding an Image](#)). This will ensure that any installation changes that are made (e.g., moving images, renaming images, image definition changes, etc) will be captured.

You **must** have following directories after following above steps assuming that:

`<glog.customPath property> = custom`, `<theme name> = client199`, `<theme file name> = client199.xml`, and a folder structure of `<custom_path>/<theme_name>/themes`.

1. `<otm_install_dir>/glog/gc3webapp.ear/GC3.war/WEB-INF/xsl/custom/client199/themes/themes.xml`
2. `<otm_install_dir>/glog/gc3webapp.ear/GC3.war/WEB-INF/xsl/custom/client199/themes/client199.xml`

Note: There must be a sub-folder named "themes" as shown in the above path.

Step 5: Setting a User to Use the New Theme

Within user preferences (Configuration and Administration > Preferences > User Preferences), there is a preference called Stylesheet Location. This value is used to resolve file lookup.

The Stylesheet Location must be the same as the <theme name>. For example if the <theme name> is client199, then the Stylesheet Location must be set to client99.

Creating a New Global Theme

Now, you can apply to the newly created local theme to all domains so that it becomes a global theme.

Applying a Local Theme to all Domains

1. Copy the `xsl/themes/themes.xml` file to
`<otm_install_dir>/glog/gc3webapp.ear/GC3.war/WEB-INF/xsl/<glog.customPath property>/themes.`
2. Edit the `xsl:import` tag in the newly copied `themes.xml` to point to your new <theme name> like below:
`<xsl:import href="file:<theme name>/themes/<theme file name>.xml"/>`
or
`<xsl:import href="file:client199/themes/client199.xml"/>`
Note: <theme name> can be different from <theme file name>.

You **must** have following directories after following above steps assuming that:

<glog.customPath property> = custom, <theme name> = client199, <theme file name> = client199.xml, and a folder structure of <custom_path>/<theme_name>/themes.

1. `<otm_install_dir>/glog/gc3webapp.ear/GC3.war/WEB-INF/xsl/custom/client199/themes/themes.xml`
2. `<otm_install_dir>/glog/gc3webapp.ear/GC3.war/WEB-INF/xsl/custom/client199/themes/client199.xml`

Note: There must be a sub-folder named "themes" as shown in the above path.

Customizing Files for a Theme

XSL File Searching

If you have a Stylesheet Location defined, you should search for the xsl file starting in `<otm_install_dir>/glog/gc3webapp.ear/GC3.war/WEB-INF/xsl/<glog.customPath property>/<Stylesheet Location Value>`. Otherwise, you can start the search in `<otm_install_dir>/glog/gc3webapp.ear/GC3.war/WEB-INF/xsl/<glog.customPath property>/themes/themes.xml`. If the file is not found then move upwards in the directory structure until the XSL file is found. The default Oracle Transportation Management version is located in `<otm_install_dir>/glog/gc3webapp.ear/GC3.war/WEB-INF/xsl/`.

Example:

```
<glog.customPath property> = custom
<theme name> = client199
<file name> = themes/themes.xml
```

The search for this file is in this order.

1. `<otm_install_dir>/glog/gc3webapp.ear/GC3.war/WEB-INF/xsl/custom/client199/themes/themes.xml`
2. `<otm_install_dir>/glog/gc3webapp.ear/GC3.war/WEB-INF/xsl/custom/themes/themes.xml`

3. `<otm_install_dir>/glog/gc3webapp.ear/GC3.war/WEB-INF/xsl/themes/themes.xsl`

Branding an XSL File

The recommended way to brand an XSL file is to start with a simple XSL file that imports the shipped version of that file. This ensures that any changes are made to the file fixes in sections that are not branded will be captured.

Example:

1. Customize the `itinerary/CapacityOverride.xsl` file.
2. Create the following file in `<otm_install_dir>/glog/gc3webapp.ear/GC3.war/WEB-INF/xsl/<glog.customPath property>/itinerary` and call it `CapacityOverride.xsl`.

```
<?xml version="1.0" encoding="utf-8"?>
<xsl:stylesheet xmlns:xsl="http://www.w3.org/1999/XSL/Transform"
version="1.0">

    <xsl:import href="file:../../itinerary/CapacityOverride.xsl"/>
    <xsl:output method="html"/>
</xsl:stylesheet>
```

This will import the shipped version of the `CapacityOverride.xsl` file.

3. Then, override any template in the `CapacityOverride.xsl` file for customization.
4. If you want to include a custom JavaScript file this can be accomplished by adding the following:

```
<script language="javascript" type="text/javascript"
src="{&#36;glogUrlPrefix}/js/ clientDirectory}/<new javascript
filename>"/>
```

The placement of this line will depend on the XSL file that is being customized.

Branding a CSS File

Customizing a CSS files requires overriding the CSS template in your new theme xsl file.

There are two ways of customizing the css file:

1. Continue to use the `themesalta.css` in the CSS template and add a link to the CSS file with your customizations. This will allow the retention of all shipped styles so that only the styles that need modification will be in the customized CSS file.

```
<xsl:template name="css">
    <link rel="styleSheet" type="text/css">
        <xsl:attribute name="href">
            <xsl:value-of
                select="&#36;glogUrlPrefix"/>/css/themes<xsl:value-of
                select="translator:get-translated-
                value('css.root_dir')"/>themesalta.css
        </xsl:attribute>
    </link>
    <link rel="styleSheet" type="text/css">
        <xsl:attribute name="href">
```

```

        <xsl:value-of select="$glogUrlPrefix"/>/css/xsl:value-of
        select="$clientDirectory"/>/<xsl:value-of
        select="translator:get-translated-
        value('css.root_dir')"/>themesmycompany.css
    </xsl:attribute>
</link>
</xsl:template>

```

2. Import the themesalta.css in your customized CSS:

```

@import url("/css/themes/themesalta.css");
<changes and additions go here>

```

- The css template change would look like:

```

<xsl:template name="css">
  <link rel="styleSheet" type="text/css">
    <xsl:attribute name="href">
      <xsl:value-of select="$glogUrlPrefix"/>/css/xsl:value-of
      select="$clientDirectory"/>/<xsl:value-of
      select="translator:get-translated-
      value('css.root_dir')"/>themesmycompany.css
    </xsl:attribute>
  </link>
</xsl:template>

```

You will need to add new xsl variables to reference your CSS file. This is so that the JSP-based screens pick up your new CSS file:

If you chose 1:

```

<xsl:variable name="css_name">themesalta.css</xsl:variable>
<xsl:variable name="css_name1">themesmycompany.css</xsl:variable>

```

If you chose 2:

```

<xsl:variable name="css_name">themesmycompany.css</xsl:variable>

```

Branding an Image

You can find an image name and location the following ways:

- In Internet Explorer, right-click on the image and choose Properties. In the resulting dialog box, the image location is in the Address field.
- In Firefox, right-click on the image and choose Properties. In the resulting dialog box, the image location is in the Location field.

The majority of the images are defined in XSL variables in the `themesalta.xsl` file. Once you know which image you want to modify, use your browser to determine the image file name. From there, search the `xsl/themes/themesalta.xsl` file for the variable declaration. Copy this definition after the `<xsl:output>` element in the `<theme file name>.xsl` file you created. From there modify it to point to the new image file.

Scenario

You want to replace the volume button with a custom image called `NewVolume.gif`.

1. Place the NewVolume.gif image in the branded image directory under /images/<glog.customPath property>/<theme name>/themes.
2. Searching for the volume image in the xsl/themes/themesalta.xsl file results in finding the volume_img variable definition. Copy this definition to your <theme file name>.xsl file.
3. We provide a XSL variable called clientDirectory. This variable will contain the <glog.customPath property>/<theme name>/themes portion of the directory structure.
4. Modify the volume_img variable to use point to the new image.
5. The theme file should now look like:

```
<xsl:stylesheet xmlns:xsl="http://www.w3.org/1999/XSL/Transform"
xmlns:resolver="http://www.jclark.com/xt/java/glog/webserver/util/GLURIResol
ver" xmlns:xt="http://www.jclark.com/xt" exclude-result-prefixes="xt"
version="1.0">
  <xsl:import href="file:themes/themesalta.xsl"/>
  <xsl:output method="html"/>
  <xsl:variable name="themeName">client199</xsl:variable>
  <xsl:variable name="clientDirectory">
    <xsl:value-of select="resolver:get-image-client-
directory($themeName)"/>
  </xsl:variable>
  <xsl:variable name="volume_img"><xsl:value-of
select="$glogUrlPrefix"/>/images/<xsl:value-of
select="$clientDirectory"/>/NewVolume.gif</xsl:variable>
</xsl:stylesheet>
```

When a user is set to use this theme they will see all of the default images defined by the themesalta theme except for the volume image. The volume image will be the new branded image.

Continue on doing this for all necessary images.

If you cannot find the image in this manner then it is defined in the .css file. The easiest way to find these images is to go into the images directory using Windows Explorer, change the view type to Thumbnails, and search for the image. If you are not using Windows, then the easiest way is to determine which .css class is being used and look for it within the .css file.

The image location is relative to the css location.

Scenario

You want to change the background image of the global area. This is the style:

```
.globalArea.header { background-image:
url(../../images/themes/themesalta/headerBg.jpg); }
```

You would place the following in your custom css file:

```
.globalArea.header { background-image: url(../../images/<glog.customPath
property>/<theme name>/<new image filename>); }
```

Creating Themes for a Locale

Oracle Transportation Management allows for branding of certain attributes based on locale (language and country). CSS files can be created for each locale, adjusting for font styles and sizes, as well as color preferences. For example, you might want to brand by locale to add more space for double-byte languages like Chinese.

Double-byte Character Sets

Because double-byte character sets (ideographs like in Chinese) consists of much more details than normal ASCII characters, you need to adapt your stylesheets. Oracle Transportation Management ships with a supported theme adapted for pictograph languages (`themesalta.css`). They are located in: `/css/themes/pict`.

Apply Branding Based On Locale

To implement internationalized branding:

1. Log in to Oracle Transportation Management as DBA.ADMIN.
2. Go to the label manager and search for the Label ID "`css.root_dir`". Learn more about the label manager in the online help.
3. Edit the `css.root_dir` record you found.
4. Add a **language**, **country**, and **domain** as required for what you want to brand. For example, if you want to create a web server wide CSS stylesheet for Chinese, add Chinese as language, China as Country, and * as domain name. The country code is optional, since many countries have a national language.

Note: If your language is not listed, contact Oracle Support for help.

5. As **text** enter `/DIR/` where DIR will be the directory in which you will place the localized CSS files. A good naming convention would be to use the LANGUAGE_COUNTRY of the file you are editing. Examples: `fr_CA` is French Canadian, `zh` is Chinese.
6. Click **Save**.
7. Click **Finished**.
8. In `<otm_install_dir>/web/htdocs/css/{custom directory}/{client ID or client ID/subdirectory}/themes/`, create a directory with the same name you entered in `css.root.dir`.
9. Copy your default themes directory, including all CSS file to `<otm_install_dir>/web/htdocs/css/{custom directory}/{client ID or client ID/subdirectory}/themes/<DIR>/`.
10. Edit the file to create the new, branded look.
11. Test your locale specific theme by logging into Oracle Transportation Management and setting your user preferences to the country and language you have branded for. See the online help for more information on how to do this. Your new look and feel should be visible after pressing the reload button in your browser.

Translations

You may wish to change some translations in the Oracle Transportation Management system. For example, you can update "OTM" to "My Company Name".

If you only want to make a few changes, you can use the Label Manager in Oracle Transportation Management (**Configuration and Administration > User Configuration > Label Manager**).

Note: This feature is only available to users who are logged in as administrators.

If you need to change large amounts of phrases in Oracle Transportation Management, consider using CSV files to upload your changes to the TRANSLATION_D table in the database.

CSS Descriptions

The following are descriptions of the classes defined in the themesalta.css file.

HTML tag styles

These are styles applied directly to the definition of an HTML element.

Class Name / Tag Name	Description	Notes
body	This contains the default values of the <body> tag.	
a	This contains the default values of the <a> tag.	Modified in 6.4.2
input	This contains the default values of the <input> tag. The [type=radio] and [type=submit] classes are Firefox-specific and are for radio buttons and submit buttons, respectively.	Modified in 6.3 Modified in 6.4.2
num	Used specifically for <input> tags. Defined on number fields.	
select	Default for <select> tag.	Modified in 6.0 Modified in 6.3.4 Modified in 6.4.2
textarea	Default for <textarea> tag.	
option	Default for <option> tag.	Modified in 6.4.2
form	Default for <form> tag.	
hr	Default for <hr> tag	New in 5.5 CU3

Generic Classes

These are generic classes that are often used in conjunction with other classes.

Class Name / Tag Name	Description	Notes
.bold	Generic class used for bold text.	
.required	Generic class used for required text.	
.w100	Generic class used to define an element to have a width of 100%.	
.wa	Generic class used to define an element to have a width of auto.	

Class Name / Tag Name	Description	Notes
.error	Generic class used for error text	
.success	Generic class used for success text	New in 5.5 CU4
.nw	Generic class used to define an element to remove text wrapping.	
.cl	Generic class used to remove any float definitions.	
.it	Generic class used for italic text.	New in 5.5 CU3
.curDefault	Generic class for the default cursor (used mainly on trees)	New in 5.5 CU4

Body Classes

These are classes used on the <body> tag.

Class Name / Tag Name	Description	Notes
.body1	Used on almost all screens.	Modified in 6.3 Modified in 6.3.4
.body2	Used on screens without a header section.	Modified in 6.3
.sbody	Stands for Standard body. This is used on the finder buttons and result header screens. The original intention was for it to be used when the spacing of body1 and body2 did not fit.	

Header Classes

These classes are used in the header section of the OTM manager and action pages.

Class Name / Tag Name	Description	Notes
.bodyHeaderCont	Container of the header section.	Modified in 6.3.4
.hdTitle	Header text.	Modified in 6.4.2
.hdLine	The line under the header title.	Modified in 6.4.2

Body Data Classes

These classes are used in the data section OTM manager and action pages.

Class Name / Tag Name	Description	Notes
bodyTabDataCont	Container of the data section of tabular pages. Tabular pages are used for new and edit pages (including single tab pages and second page data even though they may not/do not have any tabs associated with them).	Modified in 6.1 Modified in 6.3 Modified in 6.4.2
bodyDataCont	Container of the data section of non-tabular pages. These include view pages, action/ask Oracle input pages and action/ask Oracle result pages.	Modified in 6.3 Modified in 6.3.4 Modified in 6.4.2
bodyData	Subcontainer for the data section.	Added in 6.3.4 Modified in 6.3.5 Modified in 6.4.2

Header Fields

These classes are used in the line right under the tabs on edit/new pages.

Class Name / Tag Name	Description	Notes
headerFieldsCont	Container of the header fields section for tabs	Modified in 6.3 Modified in 6.4.2
subHeaderFieldsCont	Container of the header fields section for sub tabs	Modified in 6.3 Modified in 6.3.4 Modified in 6.4.2
headerField	Header field (contains a label and data)	
hfLabel	Header field label	
hfData	Header field data value	

Body Footer

The footer section of the page

Class Name / Tag Name	Description	Notes
bodyDataFooterCont	Container of the footer section	Modified in 6.3 Modified in 6.3.4

Section Definitions

The data inside the body data section is split into individual sections.

Class Name / Tag Name	Description	Notes
.bodySubTabSectCont	Container for a sub tab section	Modified in 6.3.4
.bodySubDataCont	Container for the data within a sub tab section	Modified in 5.5 CU3 Modified in 6.1 Modified in 6.4.2
.bodySectsCont	Container for sections that appear side-by-side	
.bodySectsInCont	Inner container for sections that appear side-by-side	
.bodySectHorizSpacer	Used to space out sections that appear side-by-side	
.bodySectFFCont	Free-form section container. Current uses include the confirmation page, error page, and results page.	Modified in 6.3 Modified in 6.4.2
.bodySectCont	Section container	Modified in 6.4.2
.bodySectBG	Defines the background color of a section (when used).	Modified in 6.4.2
.bodySectInCont .bodyInputAlign	Aligns buttons with an input HTML tag within a section.	Modified in 6.3.4
.bodySectInCont	The inner container of a body section. This is used for field sections.	
.noTbSp	No table spacing. Used on table elements where we don't want table spacing defined.	Modified in 6.4.2

Section Label Classes

The labels for a data section

Class Name / Tag Name	Description	Notes
.sectLabel	Section label	Changed in 5.5 CU3 Modified in 6.0. Modified in 6.4.2
.sectLabel input	Input elements within a section label.	Changed in 5.5 CU3

Grid Classes

Inline and second page grids

Class Name / Tag Name	Description	Notes
.grid	Grid container	Modified in 6.0.
.gridColGroupRow	Grid column group row	Modified in 5.5 CU3
.gridColGroupRow .gridColGroupLabelCell	Grid column group row label cell	
.gridColGroupRow .gridColGroupLabel	Grid column group row label	
.gridColGroupRow .gridColGroupDataCell	Grid column group row data cell	
.gridColGroupRow .gridColGroupData	Grid column group row data	
.grid .gridHeadCell	Grid header column	Modified in 6.4.2
.grid .gridHeadBtnsCell	Grid header column for buttons (used with .gridHeadCell)	
.grid .gridHeadImgCell	Grid header column for images (used with .gridHeadCell)	
.grid .gridHeadCheckCell	Grid header column for checkboxes (used with .gridHeadCell)	

Class Name / Tag Name	Description	Notes
.grid .gridHeadLabel	Grid header column for labels (used with .gridHeadCell)	Modified in 5.5 CU3 Modified in 6.3 Modified in 6.4.2
.grid .gridHeadRequired	Used on the * (required) symbol on a grid header column	
.grid .rowHead	Grid body header row	New in 5.5 CU3
.grid .rowOdd	Grid body row (odd)	Modified in 6.4.2
.grid .rowEvent	Grid body row (even)	
.rowSelected	Selected grid body row	
.rowHighlighted	Highlighted grid body row	
.rowTotal	Grid total row	
.gridBodyCell	Grid body cell (all subsequent body columns are used with this class)	Modified in 6.4.2
.gridBodyCell pre	Grid body preformatted text cell	New in 5.5 CU3
.gridBodyDetCell	Grid body detail cell. Used for row detail sections.	New in 5.5 CU4
.gridBodyDurCell	Grid body duration cell	Changed in 5.5 CU3
.gridBodyNumCell	Grid body number cell	
.gridBodyUomCell	Grid body unit of measure cell (excluding duration)	
.gridBodyDateCell	Grid body date cell	
.gridBodyImgCell	Grid body image cell	
.gridBodyRadioCell	Grid body radio button cell	Changed in 5.5 CU3
.gridBodyCheckCell	Grid body checkbox cell	
.gridBodyBtnsCell	Grid body buttons cell	
.gridBodyLabelCell	Grid body label cell	
.gridBodyErrorCell	Grid body error cell	

Class Name / Tag Name	Description	Notes
.gridBodyEmptyCell	Grid body empty cell	
.gridBodyFocusCell	Grid body focus cell	
.gridBodyBlackedCell	Grid body blackened cell	
.gridBodyFixedCell	Grid body fixed cell	
.gridBodyEditedCell	Grid body edited cell	
.gridBodyDisabledCell	Grid body disabled cell	
.gridBodyInfeasibleCell	Grid body infeasible cell	
.gridBodyCurrentCell	Grid body current cell	
.gridFooterCont	Container for the grid footer	Modified in 5.5 CU3 Modified in 6.4.2
.gridButtonsCont	Container for buttons within a grid	Modified in 6.3
.gridBodyMediumAlertCell	Grid body medium alert cell. Exclusive to the Yard Manager.	New in 5.5 CU4
.gridBodyHighAlertCell	Grid body high alert cell. Exclusive to the Yard Manager.	New in 5.5 CU4

Field Data Classes

These classes are used in fields including Pick List, Volume, Weight, Droplets, etc.

Class Name / Tag Name	Description	Notes
.utilization	The utilization field	Modified in 5.5 CU3 Modified in 6.3.4
.utilizationFill	The filled-in portion of the utilization field.	Modified in 5.5 CU3 Modified in 6.3.4
.fieldsCont	Multiple field container	New in 5.5 CU3
.fieldCont	Data field container.	

Class Name / Tag Name	Description	Notes
.fieldLabel	Label for a top-bottom data field	Modified in 6.4.2
.fieldLRLabel	Label for a left-right read-only data field.	
.fieldLRLabel2	Label for a left-right input data field	New in 5.5 CU3 Modified in 6.4.2
.fieldData	Data value for a data field	Modified in 5.5 CU3 Modified in 6.4.2
.fieldData pre	Preformatted data value for a data field	Modified in 5.5 CU3 Modified in 6.4.2
.fieldLRData	Data value for a left-right data field.	Modified in 6.4.2
.fieldRadioContOut	Outer container for a group of radio buttons	
.fieldRadioCont	Container for a group of radio buttons	Removed in 5.5 CU3
.fieldCbsContOut	Outer container for a group of checkboxes	New in 5.5 CU3
.fieldCbsCont	Container for a group of checkboxes	New in 5.5 CU3
.queryCtlCont	Container around the query controls on the finder page.	Modified in 6.4.2

Auto Complete Classes

Pick List auto complete

Class Name / Tag Name	Description	Notes
.acData	Container for the auto complete control	New in 6.0
.acTable	Table container for the auto complete control. Replaces .popupFrame	New in 6.0
.acItem	Row item. Replaces .popupItem	New in 6.0
.acSelItem	Selected row item. Replaces .pItemSel	New in 6.0

Text

Free-form text

Class Name / Tag Name	Description	Notes
.text	Normal text	Modified in 5.5 CU3
.errorText	Error text	
.exceptionText	Exception text	Modified in 6.3

Message Box

Messages

Class Name / Tag Name	Description	Notes
.msgSectCont	Message section container	Modified in 6.3.4
.msgCont	Message container	
.msgMain	Horizontally, the message is made up of 3 pieces: Left, Main (this is where the message text resides), and Right.	Changed in 5.5 CU3 Modified in 6.4.2
.msgMain .bodySectInCont	Redefine of the bodySectInCont for within .msgMain	
.msgMain a	Redefine of anchors within .msgMain	
.msgTopBg	Background of the message top	Modified in 6.4.2
.msgBtmBg	Background of the message bottom	Modified in 6.4.2
.msgMainL	Left piece of the message main	Modified in 6.4.2
.msgMainR	Right piece of the message main	Modified in 6.4.2
.msgHead	Message header	New in 5.5 CU3 Modified in 6.4.2
.msgHeadErr	Message header error text	New in 5.5 CU3 Modified in 6.4.2
.msgHeadWarn	Message header warning text	New in 5.5 CU3

Class Name / Tag Name	Description	Notes
.msgHeadInfo	Message header information text	New in 5.5 CU3
.msgError	Message error text	New in 6.4.2
.msgWarning	Message warning text	New in 6.4.2
.msgInformation	Message information text	New in 6.4.2
.msgConfirmation	Message confirmation text	New in 6.4.2
.msgHeadConfirm	Message header confirmation text	New in 5.5 CU3
.msgSub	Message subject	Changed 5.5 in CU3 Modified in 6.4.2
.msgBodyCont	Message body container	Changed 5.5 in CU3 Modified in 6.4.2
.msgLine	Message body line of text	Changed 5.5 in CU3 Modified in 6.4.2

Miscellaneous

Class Name / Tag Name	Description	Notes
#userMenuBody	ID of the user menu frame	New in 5.5 CU4
#bodyimage	Container for the navigation wheel on the start page.	
#tooltip	Not used	
.box	A generic box. Uses include the saved query section on the finder and finder results screens and legends.	Modified in 6.3 Modified in 6.4.2
.popMask	Used on the finder results. This disables the screen on certain operations.	
#processingDiv	Used on the finder results. Container for the message displayed during screen disabling.	
.popmenu	Not used	

Class Name / Tag Name	Description	Notes
.breadCrumbTrail	Container for the bread crumb trail	New in 6.2
.TMPageProcessor	Popup page processing message box for synchronous AJAX calls	New in 6.3.4

Various Icons

List of classes used to display various icons

Class Name / Tag Name	Description	Notes
.folderIconImage	Folder icon, used in tree structure	New in 6.4.2
.arrowMoveLeftButtonImage	Move left image, used in tree structure	New in 6.4.2
.arrowMoveRightButtonImage	Move right image, used in tree structure	New in 6.4.2
.arrowMoveUpButtonImage	New move up image, used in tree structure	New in 6.4.2
.arrowMoveDownButtonImage	New move down image, used in tree structure	New in 6.4.2
.xRemoveButtonImage	Remove button image, used in tree structure	New in 6.4.2
.plusAddButtonImage	Plus button image, used in tree structure	New in 6.4.2
.editButtonImage	Edit button image, used in tree structure	New in 6.4.2
.radioRowSelected	When a radio row is selected, used in tree structure	New in 6.4.2
.pickListFinderLink	Picklist finder icon	New in 6.4.2
.pickListNewLink	Picklist new icon	New in 6.4.2
.pickListViewLink	Picklist view icon	New in 6.4.2
.relatedLinksImage	Related link icon	New in 6.4.2
.edit2_img	Edit 2 icon	New in 6.4.2
.delete2_img	Delete 2 icon	New in 6.4.2
.infoImgClass	Information icon	New in 6.4.2
.agentActionsNodeLabelCSSclass	Used for agent header >> Actions	New in 6.4.2
.agentActionsIconsSpan	Used for agent header >> Actions icons	New in 6.4.2

Class Name / Tag Name	Description	Notes
.moveRightEnabledImg	Move right icon	New in 6.4.2
.moveAllRightEnabledImg	Move all right icon	New in 6.4.2
.moveLeftEnabledImg	Move left icon	New in 6.4.2
.moveAllLeftEnabledImg	Move all left icon	New in 6.4.2
.sortedUpImg	Sort up icon	New in 6.4.2
.sortedDownImg	Sort down icon	New in 6.4.2
.moveUpEnabledImg	Move up icon	New in 6.4.2
.moveDownEnabledImg	Move down icon	New in 6.4.2
.moveTopEnabledImg	Move to the top icon	New in 6.4.2
.moveBottomEnabledImg	Move to the bottom icon	New in 6.4.2
.addImg	Add icon	New in 6.4.2
.volumeImg	Volume icon	New in 6.4.2
.saveImg	Save icon	New in 6.4.2
.undoImg	Undo icon	New in 6.4.2
.batchUpdateImg	Batch update icon	New in 6.4.2
.saveConfigImg	Save configuration icon	New in 6.4.2
.actions_img_default	Actions icon	New in 6.4.2
.page_img_default	Page icon	New in 6.4.2
.edit2_img_default	Edit 2 icon	New in 6.4.2
.viewImgCont	View icon	New in 6.4.2

Power Data Classes

Power data menu screens

Class Name / Tag Name	Description	Notes
.pdCont	Container for the entire power data menu and links	Modified in 6.4.2

Class Name / Tag Name	Description	Notes
.pdSubMenu	Power Data submenu and links	Modified in 6.4.2
.pdSubMenuTitle	The title of a submenu	Modified in 6.4.2

Tab Classes

Class Name / Tag Name	Description	Notes
.tabLabelCont	Container for a tab label	Modified in 6.4.2
.subTabLabelCont	Container for a sub tab label	Modified in 6.4.2
.tabCur	Current tab	Modified in 6.4.2
.subTabCur	Current sub tab	Modified in 6.4.2
.tabDim	Non-current tab	Modified in 6.4.2
.subTabDim	Non-current sub tab	Modified in 6.4.2

Unified Global Header Classes

The classes used for the Navigator menu, Global Search, Favorites icon, Business Monitor icon, Notifications icon, Help icon, and Settings and Actions link are found in the Unified Global Header.

Class Name / Tag Name	Description	Notes
.globalArea	The unified global header	Modified in 5.5 CU4 Modified in 6.2 Modified in 6.4.2
.msgCntChanged	Style for when the message count dynamically changes	New in 5.5 CU4
#version	ID of the Version	New in 5.5 CU4 Modified in 6.2
#welcome	ID of the Welcome	New in 5.5 CU4 Modified in 6.2

Class Name / Tag Name	Description	Notes
#role	ID of the Role text	New in 5.5 CU4 Modified in 6.2
#msgCenter	ID of the Message Center	New in 5.5 CU4
.globalArea .brandingArea	Container for the branding area	New in 6.2
.globalArea .topRight	Container for the section holding the message center and user information	New in 6.2
#closewindowicon	Close icon on the global area within a window when 'opened in a new window'	
#gc3helpicon2	Help icon on the global area within a window when 'opened in a new window'	

Ask Oracle Classes

Ask Oracle tool bar

Class Name / Tag Name	Description	Notes
#askarrow	Ask arrow	
#askglog	Ask OTM text	
#navwheelsm	Navigation Wheel	
#co	Container Optimization text	
#containerbox	Container image	
#airschedules	Air Schedule text	
#airschedulesbox	Air Schedule image	
#vesselsch	Vessel Schedule text	
#vesselbox	Vessel Schedule image	
#groundsch	Ground Schedule text	
#groundbox	Ground Schedule image	
#glogriq	Rates text	
#glogriqbox	Rates image	

Class Name / Tag Name	Description	Notes
#iriq	International Rates text	
#iriqbox	International Rates image	
#airport	Airport text	
#airportbox	Airport image	
#port	Port text	
#portbox	Port image	
#time	Time text	
#timebox	Time image	
#currency	Currency text	
#currencybox	Currency image	
#distance	Distance text	
#distancebox	Distance image	
#logisticsguide	Logistics Guide text	
#logisticsguidebox	Logistics Guide image	
#routingrule	Routing Rule text	
#routingrulebox	Routing Rule image	
.footer1	Used on Container Optimization text	
.footer2	Used on Container Optimization text	Not Mentioned but was still there

Calendar Classes

Calendar popup

Class Name / Tag Name	Description	Notes
.calendarIcon	Icon to display calendar	New in 6.4.2
.calendarSelectMonth	Calendar month	New in 6.4.2

Class Name / Tag Name	Description	Notes
.cal	Container for the calendar	New in 5.5 CU5; Changed in 6.0 Modified in 6.4.2
.calDOWRow	Day of week row	Modified in 6.4.2
.calDOWTitle	Text for each day of week	Modified in 5.5 CU5 Modified in 6.4.2
.calPM	Previous month button	New in 5.5 CU5 Modified in 6.4.2
.calNM	Next month button	Modified in 6.4.2
.calGrid	Calendar body (days)	New in 6.0 Modified in 6.4.2
.calBody	Calendar body (days)	Changed in CU3
.calDay	Day	Modified in 6.4.2
.calDayCur	Current day	Modified in 6.4.2
.calDayDis	Days from the previous months	Modified in 6.4.2
.tm_chooseDate_spinbox	Spin box to choose the year	New in 6.0 Modified in 6.4.2
.tm_chooseDate_spinbox-content	Content of the spin box	New in 6.0 Modified in 6.4.2
.tm_chooseDate_increment-cell	Increment cell of the spin box	New in 6.0 Modified in 6.4.2
.tm_chooseDate_decrement-cell	Decrement cell of the spin box	New in 6.0 Modified in 6.4.2
.tm_chooseDate_spinbox-cell	Not implemented	New in 6.0
.tm_chooseDate_spinbox-incrementor-icon-style	Increment icon link of the spin box	New in 6.0 Modified in 6.4.2

Class Name / Tag Name	Description	Notes
.tm_chooseDate_spinbox-decrementor-icon-style	Decrement icon cell of the spin box	New in 6.0 Modified in 6.4.2

Volume Classes

Volume popup

Class Name / Tag Name	Description	Notes
.vol	Container for the volume popup	New in 6.3.7

Login Classes

Login page

Class Name / Tag Name	Description	Notes
.loginframe	Container for the login form	
.loginbutton	Login button	Modified in 6.4.2
.copyright	Copyright text	Modified in 6.4.2
.signInText	Sign in text	New in 6.4.2
.otmText	OTM text	New in 6.4.2
.loginHeaderText	Login header text	New in 6.4.2
.loginScreenFirstRow	Login screen first row	New in 6.4.2
.loginScreenSecondRow	Login screen second row	New in 6.4.2
.loginScreenTextUsernameAndPassword	Login screen username and password	New in 6.4.2
velocitySplashImage	Velocity splash image	New in 6.4.2
velocitySplashImageWithShadow	Velocity splash image with shadow	New in 6.4.2
oracleTradeMarkImage	Trademark image	New in 6.4.2

Scroll Grid Classes

Finder Results Grid

Class Name / Tag Name	Description	Notes
.sgContainer	Grid & toolbar container	Modified in 6.3
.sgContainerRow	Grid container row (used for captions)	Modified in 6.4.2
.sgTable	Grid container	New in 6.3 Modified in 6.4.2
.sgSection	Grid section	Modified in 6.3
.sgSecBordLeft	Grid section left border	
.sgSubSection	Grid subsection	Modified in 6.3
.sgBodyRow	Grid body row	Modified in 5.5 CU4 Modified in 6.3 Modified in 6.4.2
.sgTotalRow	Grid total row	Modified in 6.3
.sgTreeRow	Grid tree row	
.sgBodyRowHighlighted	Highlighted grid body row	Modified in 6.4.2
.sgBodyRowOdd	Grid body row (odd)	Modified in 6.4.2
.sgBodyRowEven	Grid body row (even)	Modified in 6.4.2
.sgBodyRowSelected	Selected grid body row	Modified in 6.4.2
.sgBodyRowHighlightedAndSelected	Highlighted and selected grid body row	Modified in 6.4.2
.sgBodyCol	Grid body column	Modified in 5.5 CU4 Modified in 6.3 Modified in 6.4.2
.sgBodyCol2 a	Added onto sgBodyCol (changes the anchor style)	
.sgTreeCol	Tree column	

Class Name / Tag Name	Description	Notes
.sgBodyColFocus (and sgBodyCol:focus)	Grid body column that has focus. The former is for IE, the latter for Firefox	
.sgBodyColEdited	Grid body column that has been changed (not saved)	
.sgBodyColError	Grid body column that has an error	
.sgBodyCheckCol	Grid body checkbox column	Modified in 6.2 Modified in 6.3.4 Modified in 6.4.2
.sgBodyDurCol	Grid body duration column	New in 5.5 CU4
.sgBodyNumCol	Grid body number column	New in 5.5 CU4
.sgBodyUOMCol	Grid body UOM column	New in 5.5 CU4
.sgBodyImgCol	Grid body image column	New in 5.5 CU4 Modified in 6.3 Modified in 6.4.2
.sgBodyCheck	Grid body checkbox (applied to the <input> tag)	Modified in 6.3.4
.sgSortAsc	Grid header ascending sort image	Modified in 6.4.2
.sgSortDes	Grid header descending sort image	Modified in 6.4.2
.sgCaptionCol	Grid caption column	
.sgCaptionColImg	Grid caption column image	Modified in 5.5 CU4
.sgCaptionColImg2	Grid caption column image	
.sgScroll	Scroller container	New in 6.3
.sgScrollSpace	Scroller content area	New in 6.3
.sgHeadRow	Grid header row	Modified in 5.5 CU4 Modified in 6.0 Modified in 6.3 Modified in 6.4.2

Class Name / Tag Name	Description	Notes
.sgHeadCol0	Grid header column for the first column in a section	Modified in 6.0 Modified in 6.3 Modified in 6.4.2
.sgHeadCol1	Grid header column for each subsequent columns	Modified in 6.0 Modified in 6.2 Modified in 6.3 Modified in 6.4.2
.sgHeadColVal	Grid header column value	Modified in 6.3 Modified in 6.4.2
.sgHeadColVal2 a	Added onto sgHeadColVal (changes the anchor style)	
.sgHeadColValS	Grid header column sortable value	Modified in 5.5 CU3 Modified in 6.0 Modified in 6.3 Modified in 6.4.2
sgHeadColValHighlighted	Currently unused	
.sgHeadCheck	Grid header checkbox	Modified in 6.2 Modified in 6.3
.sgImageButtonOn	Not used	
.sgDivider	Not used	
.sgEditCD	Grid editable control	
div.sgMsg	Grid message box	
.sgRI	Column resize line	New in 6.3

Finder Results Grid Images/Icons

Class Name / Tag Name	Description	Notes
.sgConfigureResultsImgAlta	Configure results icon	New in 6.4.2

Class Name / Tag Name	Description	Notes
.sgSaveConfigImgAlta	Save configuration icon	New in 6.4.2
.sgRerunQueryImgAlta	Rerun query icon	New in 6.4.2
.sgCreatePrintImgAlta	Print icon	New in 6.4.2
.sgAddImgAlta	Add icon	New in 6.4.2
.sgViewImgAlta	View icon	New in 6.4.2
.sgEditImgAlta	Edit icon	New in 6.4.2
.sgDeleteImgAlta	Delete icon	New in 6.4.2
.sgViewCriteriaImgAlta	View criteria icon	New in 6.4.2
.finderActionButtonImg	Finder button icon	New in 6.4.2
.finderToolBarSepImg	Finder toolbar separator image	New in 6.4.2
.finderButtonOnClick	Finder button after click	New in 6.4.2

Tree Control Classes

Class Name / Tag Name	Description	Notes
.treeCont	Tree Container	New in 5.5 CU4 Modified in 6.3
.tree	Tree	Modified in 5.5 CU4 Modified in 6.4.2
.tree .wrap	Used for wrappable nodes	New in 5.5 CU4
.tree .nodeInactiveL	Inactive node (text section)	New in 5.5 CU4 Modified in 6.3 Modified in 6.4.2
.tree .nodeInactiveR	Inactive node (button section)	New in 5.5 CU4 Modified in 6.3 Modified in 6.4.2

Class Name / Tag Name	Description	Notes
.tree .nodeSelectedL	Selected node (text section)	New in 5.5 CU4 Modified in 6.3 Modified in 6.4.2
.tree .nodeSelectedR	Selected node (button section)	New in 5.5 CU4 Modified in 6.3 Modified in 6.4.2
.tree .nodeFocused	Focused node (text only)	New in 5.5 CU4 Modified in 6.3 Modified in 6.4.2
.tree .nodeFocusedL	Focused node (text section)	New in 5.5 CU4 Modified in 6.3 Modified in 6.4.2
.tree .nodeFocusedR	Focused node (button section)	New in 5.5 CU4 Modified in 6.3 Modified in 6.4.2
.tree .nodeDisabled	Disabled node	New in 5.5 CU4
.tree .nodeCancelled	Cancelled node	New in 5.5 CU4
.tree .node	Node	New in 5.5 CU4 Modified in 6.3 Modified in 6.4.2
.tree .node pre	Preformatted node text	New in 5.5 CU4
.tree .node .oc	Open / Close image container	New in 5.5 CU4 Modified in 6.3 Modified in 6.4.2

Class Name / Tag Name	Description	Notes
.tree .node .e	Empty image container (used when no open/close image)	New in 5.5 CU4 Modified in 6.3 Modified in 6.4.2
.tree .node .i	Icon container	New in 5.5 CU4 Modified in 6.3 Modified in 6.4.2
.tree .node .l	Label (text) container	New in 5.5 CU4 Modified in 6.3 Modified in 6.4.2
.tree .node .b	Buttons container	New in 5.5 CU4 Modified in 6.3 Modified in 6.4.2
.tree .childPadding	Used to indent the tree node children	New in 6.3 Modified in 6.4.2

Simple Tree Control Classes

Class Name / Tag Name	Description	Notes
.simTreeCont	Tree container	New in 5.5 CU4 Modified in 6.4.2
.simTree	Tree	Modified in 5.5 CU4 Modified in 6.4.2
.simTree ul	Tree / Sub tree node container	New in 5.5 CU3
.simTree li	Node	Modified in 5.5 CU4 Modified in 6.4.2
.simTree .nodeSelected	Selected node	New in 5.5 CU4
.simTree .nodeFocused	Focused node	New in 5.5 CU4

Class Name / Tag Name	Description	Notes
.simTree li pre	Preformatted node text	New in 5.5 CU4
.simTree .nodeCl	Closed node	New in 5.5 CU3

Simple Tree 2 Control Classes

Used for trees without any decorations other than list styles

Class Name / Tag Name	Description	Notes
.simTree2Cont	Tree container	New in 5.5 CU4
.simTree2	Tree	Modified in 5.5 CU4
.simTree2 ul	Tree / Sub tree container	New in 5.5 CU3
.simTree2 li	Node	Modified in 5.5 CU4
.simTree2.nodeSelected	Selected node	New in 5.5 CU4
.simTree2.nodeFocused	Focused node	New in 5.5 CU4
.simTree2 li pre	Preformatted node text	New in 5.5 CU4
.simTree2 .nodeCl	Closed node	New in 5.5 CU3
.draggable	Drag container	New in 5.5 CU4

Main Menu Classes

These classes have been deprecated in version 6.4.2 and replaced with the Springboard.

Class Name / Tag Name	Description	Notes
.mainMenuCont	Menu container	New in 6.3
.mainMenuTopNode	Container for top level nodes	New in 6.3
.mainMenuChildCont	Container for top level children	New in 6.3
.mainMenuChildNode	Container for top level child nodes	New in 6.3
.clFold	Container for the links	New in 6.3
.clFoldSub	Container for sublinks	New in 6.3

Class Name / Tag Name	Description	Notes
.clFoldSub2	Container for end links	New in 6.3
.mainMenuNode1	Top level links	New in 6.3
.mainMenuNode1 .disabled	Disabled top level links	New in 6.3
.mainMenuNode2	Second level links	New in 6.3
.mainMenuNode2.disabled	Disabled second level links	New in 6.3
.mainMenuNode3	End links	New in 6.3
.mainMenuNode3.disabled	Disabled end level links	New in 6.3

Button Classes

Buttons

Class Name / Tag Name	Description	Notes
.buttonsCont	Container for a group of buttons	Modified in 6.3
.buttonCont	Container for a button	Modified in 6.4.2
.submitButtonBoxEnable	Enabled submit button	Modified in 6.3
.submitButtonEnable	Combined with submitButtonBoxEnable	
.buttonCont .enButton	Enabled button	Modified in 6.3 Modified in 6.4.2
.buttonCont .disButton	Disabled button	Modified in 6.3 Modified in 6.4.2

Context Menu Classes

Includes Smart Links and other context menus

Class Name / Tag Name	Description	Notes
.contextMenu	Menu Container	Modified in 5.5 CU4
.contextMenuContent	Content	Modified in 5.5 CU4
.contextMenuContent .menuTree	Tree within the context menu	New in 5.5 CU4

IWindow classes

Used for internal windows such as Mass Update, Configure Results, Action Menu, SmartLinks, etc.

Class Name / Tag Name	Description	Notes
.iWin	Window container	New in 5.5 CU4 Modified in 6.4.2
.iWinFrame	Window container (for use of <iframe>'s)	New in 5.5 CU4
.iWinFrameBody	Window body (for use of <iframe>'s)	New in 5.5 CU4
.iWinHeader	Window header container	New in 5.5 CU4 Modified in 6.3 Modified in 6.4.2
.iWinTitle	Window title container	New in 5.5 CU4 Modified in 6.4.2
.iWinContent	Window content	New in 5.5 CU4 Modified in 6.2
.iWinContentFit	Window content (window resizes to fit the content)	New in 5.5 CU4
.iWinFooter	Window footer container	New in 5.5 CU4 Modified in 6.3.4
.iWinHelp	Window help	New in 5.5 CU4 Modified in 6.3 Modified in 6.4.2
.iWinClose	Window close	New in 5.5 CU4 Modified in 6.3 Modified in 6.4.2

Dock Scheduling / Decision Control Center / Advanced Layout Manager

Classes used by the Dock Scheduling, Decision Control Center, and Advanced Layout Manager screens.

Multiple Class Selectors

Class Name / Tag Name	Description	Notes
.p_TMMaximized	Maximized	New in 5.5 CU5
.TMVisualRoot	Visual Root	New in 5.5 CU5
.p_TMSelected	Selected	New in 5.5 CU5
.p_TMinactive	Inactive	New in 5.5 CU5
.p_TMFocused	Focused	New in 5.5 CU5
.p_TMTextOnly	Not implemented	New in 6.0
.p_TMEndOverflow	Overflow items	New in 6.0
.p_TMDropTarget	Drop target	New in 5.5 CU5
p_TMBusy	Busy cursor	New in 6.1
p_TMSorted	Sorted	New in 6.2
p_TMTextHighlight	Used by IE8 for text highlighting	New in 6.3.3

Class Name / Tag Name	Description	Notes
.tm_document	Added to the <body> element	New in 5.5 CU5 Modified in 6.1 Modified in 6.4.2
.tm_form	Added to the <form> element	New in 5.5 CU5
.RichUIBlockingDiv	Used in creating the div that blocks input	New in 5.5 CU5

Panel Stretch Layout

Splits a layout that enables the content in the center to stretch to fill all available space

Class Name / Tag Name	Description	Notes
.tm_panelStretchLayout	Panel stretch layout container	New in 5.5 CU5

Panel Group Layout

This section included the Layout element that arranges its children horizontally or vertically.

Class Name / Tag Name	Description	Notes
.tm_panelGroupLayout	Panel group layout container	New in 5.5 CU5

Panel Form Layout

Positions input form controls

Also used on the volume control

Class Name / Tag Name	Description	Notes
.tm_panelFormLayout	Panel Form Layout container	New in 5.5 CU5
.TMPanelFormLayoutContentCell	Cell within the layout	New in 5.5 CU5 Modified in 6.4.2
.TMPanelFormLayoutButtonContentCell	Cell containing a button within the layout	New in 5.5 CU5

Button Group

Groups buttons together

Class Name / Tag Name	Description	Notes
.tm_buttonGroup	Button group container	New in 5.5 CU5
.tm_buttonGroup_button-cell	Cell within a button group	New in 5.5 CU5

Command Button

Button containing text, image, or text with an image

Class Name / Tag Name	Description	Notes
------------------------------	--------------------	--------------

Class Name / Tag Name	Description	Notes
.tm_commandButton	Button	New in 5.5 CU5 Modified in 6.0 Modified in 6.3 Modified in 6.3.3 Modified in 6.3.4

Table

Displays tabular data.

Class Name / Tag Name	Description	Notes
.tm_table	Table container	New in 5.5 CU5
.tm_column_column-header	Header	New in 5.5 CU5
.tm_column_select-all-header	Header select all cell	New in 6.0
.tm_column_column-header-fixed-table	Header fixed table	New in 5.5 CU5
.tm_column_column-header-cell-sizer	Header size cell	New in 5.5 CU5 Modified in 6.3
.tm_column_column-header-cell	Header cell	New in 5.5 CU5 Modified in 6.0 Modified in 6.2
.tm_column_column-header-scroll-div	Header scroll div	New in 5.5 CU5
.tm_column_column-header-scroll-table	Header scroll table	New in 5.5 CU5
.tm_column-sort-ascending-icon-style	Ascending sort icon	New in 6.2
.tm_column-sort-descending-icon-style	Descending sort icon	New in 6.2
.tm_column-sort-indicator	Sort container for unsorted column	New in 6.2
.tm_column-sortable-column-header-container	Sort container for sorted column	New in 6.2

Class Name / Tag Name	Description	Notes
.tm_table_data-table	Data table	New in 5.5 CU5 Modified in 6.3.4
.tm_table_data-table-noV	Data (no vertical lines)	New in 6.0 Modified in 6.3.4
.tm_table_data-row-odd	Data row (odd number)	New in 5.5 CU5; Modified in 6.0
.tm_table_data-row-even	Data row (even number)	New in 5.5 CU5; Modified in 6.0
.tm_column_data-cell	Data cell	New in 5.5 CU5
.tm_column_data-cell1	Data cell (no border)	New in 5.5 CU5
.tm_column_data-cell2	Data cell (no left border)	New in 5.5 CU5
.tm_column_data-cell3	Data cell (no right border)	New in 5.5 CU5
.tm_column_data-cell-current	Current data cell (used for Dock Scheduling)	New in 5.5 CU5
.tm_column_data-cell-fixed	Fixed data cell (used for Dock Scheduling)	New in 5.5 CU5
.tm_column_data-cell-disabled	Disabled data cell (used for Dock Scheduling)	New in 5.5 CU5
.tm_column_data-cell-infeasible	Infeasible data cell (used for Dock Scheduling)	New in 5.5 CU5
.tm_column_data-cell-blocked	Blocked data cell (used for Dock Scheduling)	New in 5.5 CU5
.tm_column_data-cell-edited	Edited data cell (used for Dock Scheduling)	New in 5.5 CU5
.tm_column_data-cell-standing	Standing data cell (used for Dock Scheduling)	New in 5.5 CU5
.tm_column_data-cell-uom	UOM data cell	New in 5.5 CU5
.tm_column_data-cell-num	Number data cell	New in 5.5 CU5
.tm_column_data-cell-dur	Duration data cell	New in 5.5 CU5
.tm_column_data-cell-img	Image data cell	New in 5.5 CU5

Class Name / Tag Name	Description	Notes
.tm_column_data-cell-db-ship	Shipment data cell	New in 6.0 Modified in 6.3
.tm_column_data-cell-db-unavail	Unavailable data cell (used for Dispatch Board)	New in 6.0 Modified in 6.3
.tm_column_data-cell-db-avail	Available data cell (used for Dispatch Board)	New in 6.0 Modified in 6.3
.tm_column_data-cell-db-work	Working data cell (used for Dispatch Board)	New in 6.0 Modified in 6.3
.tm_column_data-cell-db-notwork	Not working data cell (used for Dispatch Board)	New in 6.0 Modified in 6.3
.tm_column_data-cell-bl	Data cell (border left)	New in 6.0
.tm_column_data-cell-br	Data cell (border right)	New in 6.0
.tm_table_data-body	Data body	New in 5.5 CU5
.tm_column_row-header-cell	Row header cell	New in 5.5 CU5
.tm_table_data_scroll_div	Data scroll section div	New in 5.5 CU5
.tm_table_data_scroll_table	Data scroll section table	New in 5.5 CU5
.tm_column_frozen_border	Border that differentiates the frozen and scrollable portions of the table	New in 5.5 CU5
.tm_column_day_border	Border that differentiates between different days	New in 5.5 CU5
.tm_table_column-resize-indicator	Column resize indicator	New in 5.5 CU5
.tm_table_status_message	Status message container	New in 6.1

Menu

A vertical menu component

Class Name / Tag Name	Description	Notes
.tm_menu_child-container	Menu child container	New in 5.5 CU5

Class Name / Tag Name	Description	Notes
.tm_menu_separator-row	Separator row	New in 6.0
.tm_menu_item-empty-cell	Not implemented	New in 6.0
.tm_menu_separator	Menu item separator	New in 6.0
.tm_menu_scroll-box	Menu scroll box container	New in 6.0
.tm_menu_scroll-up-icon-style	Scroll box up	New in 6.0 Modified 6.3
.tm_menu_scroll-down-icon-style	Scroll box down	New in 6.0 Modified in 6.3
.tm_menu_submenu-icon-style	Submenu icon	New in 6.0
.tm_menu_submenu	Submenu container	New in 6.1
.tm_menu_submenu_text	Submenu text	New in 6.1
.tm_menu_submenu-open-indicator	Submenu open indicator	New in 6.1
.tm_menu_submenu-open-icon-style	Submenu open icon	New in 6.1

Command Menu

Item in a menu

Class Name / Tag Name	Description	Notes
.tm_commandMenuItem_menu-item	Menu item container	New in 5.5 CU5
.tm_commandMenuItem_menu-item-text	Menu item text	New in 5.5 CU5
.tm_commandMenuItem_menu-item-accelerator	Menu item accelerator	New in 5.5 CU5
.tm_commandMenuItem_menu-item-open-indicator	Menu item open indicator	New in 5.5 CU5
.tm_commandMenuItem_menu-item-icon-style	Menu item icon	New in 5.5 CU5
.tm_commandMenuItem_menu-item-check-icon-style	Menu item checkbox icon	New in 5.5 CU5 Modified in 6.3
.tm_commandMenuItem_menu-item-radio-icon-style	Menu item radio button icon	New in 5.5 CU5 Modified in 6.3

Class Name / Tag Name	Description	Notes
.tm_commandMenuItem_menu-item-empty-cell	Empty space	New in 5.5 CU5

Show Detail Header

Provides a means of toggling the contents under a header from being shown or hidden

Class Name / Tag Name	Description	Notes
.tm_showDetailHeader0 - .tm_showDetailHeader5	Show Detail Header container (levels 0 - 5)	New in 5.5 CU5
.tm_showDetailHeader_table0 - .tm_showDetailHeader_table5	Show Detail Header table (levels 0 - 5)	New in 5.5 CU5
.tm_showDetailHeader_title0 - .tm_showDetailHeader_title5	Show Detail Header title (levels 0 - 5)	New in 5.5 CU5
.tm_showDetailHeader_disclosure-icon-container	Disclosure icon container	New in 5.5 CU5
.tm_showDetailHeader_disclosure-link	Disclosure link	New in 5.5 CU5
.tm_showDetailHeader_title-text0 - .tm_showDetailHeader_title-text5	Show Detail Header title text (levels 0 - 5)	New in 5.5 CU5
.tm_showDetailHeader_title-content0 - .tm_showDetailHeader_title-content5	Show Detail Header title content (levels 0 - 5)	New in 5.5 CU5
.tm_showDetailHeader_title-start0 - .tm_showDetailHeader_title-start5	Show Detail Header title start (levels 0 - 5)	New in 5.5 CU5
.tm_showDetailHeader_title-end0 - .tm_showDetailHeader_title-end5	Show Detail Header title end (levels 0 - 5)	New in 5.5 CU5
.tm_showDetailheader_context-container	Context container	New in 5.5 CU5
.tm_showDetailHeader_dynamic-help-icon-container	Show Detail Header help icon container	New in 5.5 CU5
.tm_showDetailHeader_dynamic-help-icon-style	Show Detail Header help icon	New in 5.5 CU5 Modified in 6.3

Navigation Pane

A series of navigation items

Class Name / Tag Name	Description	Notes
.tm_navigationPane	Navigation pane container	New in 5.5 CU5
.tm_navigationPane-bar	Navigation pane bar	New in 5.5 CU5
.tm_navigationPane-bar_icon-style	Not implemented	New in 5.5 CU5
.tm_navigationPane-bar_link	Not implemented	New in 5.5 CU5
.tm_navigationPane-bar_start-overflow-indicator	Not implemented	New in 5.5 CU5
.tm_navigationPane-bar_end-overflow-indicator	Not implemented	New in 5.5 CU5
.tm_navigationPane-bar_overflow-container	Not implemented	New in 5.5 CU5
.tm_navigationPane-bar_overflow_spacer	Not implemented	New in 5.5 CU5
.tm_navigationPane-bar_body	Navigation pane bar body	New in 5.5 CU5
.tm_navigationPane-bar_access-key	Not implemented	New in 5.5 CU5

Message

Displays a message

Class Name / Tag Name	Description	Notes
.tm_message	Message container	New in 5.5 CU5
.tm_message_type	Type of message (Error, Warning, Information)	New in 5.5 CU5
.tm_message_detail	Message content	New in 5.5 CU5

Panel Header

Similar to the Show Detail Header without the toggling

Class Name / Tag Name	Description	Notes
.tm_panelHeader_table0 - .tm_panelHeader_table5	Panel header container (levels 0 - 5)	New in 5.5 CU5

Class Name / Tag Name	Description	Notes
.tm_panelHeader_title0 - .tm_panelHeader_title5	Panel header title (levels 0 – 5)	New in 5.5 CU5 Modified in 6.3
.tm_panelHeader_title-text0 - .tm_panelHeader_title-text5	Panel header title text (levels 0 – 5)	New in 5.5 CU5
.tm_panelHeader_content0 - .tm_panelHeader_content5	Panel header content (levels 0-5)	New in 5.5 CU5
.tm_panelHeader_title_start0 - .tm_panelHeader_title_start5	Panel header title start (levels 0 – 5)	New in 5.5 CU5
.tm_panelHeader_title_end0 - .tm_panelHeader_title_end5	Panel header title end (levels 0 – 5)	New in 5.5 CU5
.tm_panelHeader_context-container	Context container	New in 5.5 CU5
.tm_panelHeader_dynamic-help-icon-container	Panel header help icon container	New in 5.5 CU5 Modified in 6.3
.tm_panelHeader_dynamic-help-icon-style	Panel header help icon	New in 5.5 CU5 Modified in 6.0 Modified in 6.3 Modified in 6.4.2
.tm_panelHeader_toolbar	Panel header toolbar	New in 6.0

Panel Collection

Surrounds a table to display menus, toolbars, and status bar items.

Class Name / Tag Name	Description	Notes

Class Name / Tag Name	Description	Notes
.tm_panelCollection	Panel collection container	New in 6.0 Modified in 6.1 Modified in 6.3.4
.tm_panelCollection_statusbar-text-item	Statusbar text	New in 6.0 Modified in 6.3
.tm_panelCollection_statusbar-count-item	Status bar count text	New in 6.0 Modified in 6.3

Toolbox

A container for Toolbars and Menu Bars

Class Name / Tag Name	Description	Notes
.tm_toolbox	Toolbox container	New in 6.0
.tm_toolbox_body	Toolbox body	New in 6.0
.tm_toolbox_row	Toolbox row	New in 6.0
.tm_toolbox_last-row		Modified in 6.3
.tm_toolbox_leading-cell	Toolbox leading cell	New in 6.0 Modified in 6.3
.tm_toolbox_last-cell	Toolbox last cell	New in 6.0

Menu Bar

Container for a menu

Class Name / Tag Name	Description	Notes
.tm_menuBar	Menu bar container	New in 6.0
.tm_menuBar_enabled	Not implemented	New in 6.0
.tm_menuBar_selected	Not implemented	New in 6.0
.tm_menuBar_separator	Not implemented	New in 6.0

Class Name / Tag Name	Description	Notes
.tm_menuBar_body	Not implemented	New in 6.0
.tm_menuBar_title	Not implemented	New in 6.0
.tm_menuBar_empty	Not implemented	New in 6.0
.tm_menu_bar-item-content	Not implemented	New in 6.0
.tm_menu_bar-item-open-icon-style	Not implemented	New in 6.0
.tm_menu_bar-item-access-key	Not implemented	New in 6.0
.tm_menu_bar-item	Not implemented	New in 6.0
.tm_menu_bar-item-text	Not implemented	New in 6.0

Toolbar

Container for Command Toolbar Buttons

Class Name / Tag Name	Description	Notes
.tm_toolbar_overflow-container	Toolbar overflow container	New in 6.0
.tm_toolbar_overflow-indicator	Toolbar overflow indicator	New in 6.0
.tm_toolbar_overflow-spacer	Toolbar overflow spacer	New in 6.0
.tm_toolbar	Toolbar container	New in 6.0
.tm_toolbar_body	Toolbar body	New in 6.0
.tm_toolbar_item	Toolbar item	New in 6.0
.tm_toolbar_separator	Toolbar separator	New in 6.0 Modified in 6.3

Command Toolbar Button

Buttons in a toolbar

Class Name / Tag Name	Description	Notes
.tm_commandToolbarButton_image-hover	Not implemented	New in 6.0

Class Name / Tag Name	Description	Notes
.tm_commandToolBarButton_image-depressed	Not implemented	New in 6.0
.tm_commandToolBarButton	Command toolbar container	New in 6.0 Modified in 6.3.4
.tm_commandToolBarButton_link	Command toolbar link (text)	New in 6.0 Modified in 6.3
.tm_commandToolBarButton_text	Not implemented	New in 6.0
.tm_commandToolBarButton_dropdown-cell	Not implemented	New in 6.0 Modified in 6.3
.tm_commandToolBarButton_dropdown-icon-style	Not implemented	New in 6.0 Modified in 6.3
.tm_commandToolBarButton_image	Not implemented	New in 6.0

Panel Splitter

Divides a region into two parts with a repositional divider

Class Name / Tag Name	Description	Notes
.tm_panelSplitter	Panel splitter container	New in 6.0
.tm_panelSplitter_vertical-icon-style	Panel splitter vertical icon	New in 6.0
.tm_panelSplitter_horizontal-icon-style	Panel splitter horizontal icon	New in 6.0
.tm_panelSplitter_pane	Panel splitter pane	New in 6.0
.tm_panelSplitter_horizontal-divider	Panel splitter horizontal divider	New in 6.0 Modified in 6.3
.tm_panelSplitter_vertical-divider	Panel splitter vertical divider	New in 6.0 Modified in 6.3
.tm_panelSplitter_horizontal-highlighter	Panel splitter horizontal (highlighted)	New in 6.0 Modified in 6.3

Class Name / Tag Name	Description	Notes
.tm_panelSplitter_vertical-highlighter	Panel splitter vertical (highlighted)	New in 6.0 Modified in 6.3

Miscellaneous

Class Name / Tag Name	Description	Notes
.tm_input_label	Input control label	New in 6.0
.tm_input_label-LR	Input control label for left (label)-right (input field) controls	New in 6.3
.tm_commandLink	Link to launch internal window	New in 6.0 Modified in 6.3
.tm_goLink	Link to launch external window	New in 6.3.2 Modified in 6.3.4

Panel Tabbed

Collection of tabs

Class Name / Tag Name	Description	Notes
.tm_panelTabbed_tab-boundary	Not implemented	New in 6.1
.tm_panelTabbed	Tab collection container	New in 6.1
.tm_panelTabbed_header	Container for tab collection for tabs showing at top	New in 6.1
.tm_panelTabbed_footer	Not implemented	New in 6.1
.tm_panelTabbed_body	Tab collection body	New in 6.1
.tm_panelTabbed_tab	Tab container	New in 6.1
.tm_panelTabbed_tab-selected	Current tab	New in 6.1
.tm_panelTabbed_cell-start	Start of tab	New in 6.1
.tm_panelTabbed_cell-end	End of tab	New in 6.1

Class Name / Tag Name	Description	Notes
.tm_panelTabbed_tab-start	Start of collection of tabs	New in 6.1
.tm_panelTabbed_tab-end	End of collection of tabs	New in 6.1
.tm_panelTabbed_tab-content	Tab content	New in 6.1
.tm_panelTabbed_icon-style	Not implemented	New in 6.1
.tm_panelTabbed_tab-text-link	Not implemented	New in 6.1
.tm_panelTabbed_disclosed-remove-icon-style	Not implemented	New in 6.1
.tm_panelTabbed_undisclosed-remove-icon-style	Not implemented	New in 6.1
.tm_panelTabbed_tab-start	Start of tab	New in 6.1
.tm_panelTabbed_tab-end	End of tab	New in 6.1
.tm_panelTabbed_overflow-container	Tab container overflow container	New in 6.1
.tm_panelTabbed_overflow-spacer	Tab container overflow spacer	New in 6.1
.tm_panelTabbed_start-overflow-indicator	Tab container start overflow	New in 6.1
.tm_panelTabbed_end-overflow-indicator	Tab container end overflow	New in 6.1

Tree

Class Name / Tag Name	Description	Notes
.tm_tree_node-stamp-text	Node text	New in 6.1
.tm_tree_data-row	Node row	New in 6.1
.tm_tree_expanded-icon-style	Expand icon	New in 6.1
.tm_tree_collapsed-icon-style	Collapse icon	New in 6.1
.tm_tree_leaf-icon-style	Leaf icon	New in 6.1 Modified in 6.3
.tm_tree_node-anim-icon-style	Node animation icon	New in 6.1
.tm_tree_selector-icon-style	Not implemented	New in 6.1
.tm_tree	Tree container	New in 6.1

Class Name / Tag Name	Description	Notes
.tm_tree_status-message	Not implemented	New in 6.1
.tm_tree_data-cell	Node container	New in 6.1

Map

These only affect maps in the Advanced Layout and related actions. To change Workbench related maps, refer to the online help and related Logic Configuration parameters.

Class Name / Tag Name	Description	Notes
.tm_map	Map container	New in 6.3
.tm_map-distAreaPanel	Map distance/area content	New in 6.3
.tm_map-infoPanelLeft	Map lat/long information left cell	New in 6.3
.tm_map-infoPanelRight	Map lat/long information right cell	New in 6.3
.tm_map-infoPanelCenter	Map lat/long information content cell	New in 6.3
.tm_map_xPanel	Map lat/long latitude content	New in 6.3
.tm_map_yPanel	Map lat/long longitude content	New in 6.3
.tm_map-infoWindowTitle	Map FOI info window title	New in 6.3
.tm_map-infoWindowTable	Map FOI info window content	New in 6.3
.tm_map-infoWindowSwatch	Not used	
.tm_map-copyrightText	Map copyright text	New in 6.3
.tm_map-mapSwitchOver	Used for switching map views. Not implemented	New in 6.3
.tm_map-mapSwitchSelect	Used for switching map views. Not implemented	New in 6.3
.tm_map-mapSwitchNotSelect	Used for switching map views. Not implemented	New in 6.3
.tm_mapToolbar	Map toolbar	New in 6.3
.tm_mapToolbar-separator	Map toolbar separator	New in 6.3
.tm_map-builtin-large	System default large marker	New in 6.3
.tm_map-builtin-large-text	System default large marker text	New in 6.3

Class Name / Tag Name	Description	Notes
.tm_map-builtin-medium	System default medium marker	New in 6.3
.tm_map-builtin-medium-text	System default medium marker text	New in 6.3
.tm_map-builtin-small	System default small marker	New in 6.3
.tm_map-builtin-small-text	System default small marker text	New in 6.3
.tm_map-builtin-ball	System default ball marker	New in 6.3
.tm_map-builtin-ball-text	System default ball marker text	New in 6.3

Select Controls

Class Name / Tag Name	Description	Notes
.tm_selectManyListbox-content-input	Input control	New in 6.3
.tm_selectManyListbox-options	Options	New in 6.3
.tm_selectManyListbox-item	Item	New in 6.3
.tm_selectManyListbox-separator	Separator	New in 6.3
.tm_selectManyChoice-content-input	Input control	New in 6.3
.tm_selectManyChoice-item	Item	New in 6.3
.tm_selectManyChoice-dropdown	Dropdown container	New in 6.3
.tm_selectManyChoice-dropdown-icon-style	Dropdown icon	New in 6.3
.tm_selectOneChoice-dropdown	Dropdown container	New in 6.3
.tm_selectOneChoice-content	Content container	New in 6.3
.tm_selectOneChoice-compact-dropdown	Compact-version dropdown	New in 6.3
.tm_selectOneChoice-compact-dropdown-icon-style	Compact version dropdown icon	New in 6.3

Popup

Container control used in popup windows

Class Name / Tag Name	Description	Notes
------------------------------	--------------------	--------------

Class Name / Tag Name	Description	Notes
.TMPopupMenuPopup	Popup container	New in 5.5 CU5 Modified in 6.3.7
.TMPopupMenuContent	Popup content	New in 5.5 CU5
.TMPopupSelector	Popup window used to display controls as a popup selector. E.g., the Selection Configuration popup on an advanced layout map. This is the container. Update this text maybe.	New in 6.3 Modified in 6.3.7 Modified in 6.4.2
.TMPopupSelectorHeader	Header center column	New in 6.3 Modified in 6.4.2
.TMPopupSelectorHeaderStart	Header start column	New in 6.3 Modified in 6.4.2
.TMPopupSelectorHeaderEnd	Header end column	New in 6.3 Modified in 6.4.2
.TMPopupSelectorContentStart	Content start column	New in 6.3 Modified in 6.4.2
.TMPopupSelectorContentEnd	Content end column	New in 6.3 Modified in 6.4.2
.TMPopupSelectorFooter	Footer center column	New in 6.3
.TMPopupSelectorFooterStart	Footer start column	New in 6.3
.TMPopupSelectorFooterEnd	Footer end column	New in 6.3
.TMPopupSelector .TMPopupMenuPopup	Container for popup selector menu pop-ups	New in 6.3 Modified in 6.3.7 Modified in 6.4.2

Class Name / Tag Name	Description	Notes
.TModalGlassPane	Glass pane for modal pop-ups	New in 6.3 Modified in 6.3.4
.TMZOrderLayerContainer	Z-Order container	New in 5.5 CU5 Modified in 6.3
.TMZOrderLayer	Z-Order layer	New in 5.5 CU5

Dialog

Dialog window (also used on the Results Page)

Class Name / Tag Name	Description	Notes
.tm_dialog	Dialog container	New in 6.0
.tm_dialog_main	Dialog main table	New in 6.0
.tm_dialog_header-start	Dialog header start (left)	New in 6.0 Modified in 6.4.2
.tm_dialog_header	Dialog header content	New in 6.0 Modified in 6.4.2
.tm_dialog_header-end	Dialog header end (right)	New in 6.0 Modified in 6.4.2
.tm_dialog_header-content-center	Dialog header content center	New in 6.0
.tm_dialog_title	Dialog title	New in 6.0 Modified in 6.4.2
.tm_dialog_icon-region	Dialog icon region	New in 6.0
.tm_dialog_close-icon	Not implemented	New in 6.0
.tm_dialog_close-icon-style	Dialog close icon	New in 6.0 Modified in 6.4.2
.tm_dialog_content-start	Dialog content start (left)	New in 6.0 Modified in 6.4.2

Class Name / Tag Name	Description	Notes
.tm_dialog_content	Dialog main content	New in 6.0 Modified in 6.4.2
.tm_dialog_content-end	Dialog end (right)	New in 6.0 Modified in 6.4.2
.tm_dialog_footer-start	Dialog footer start (left)	New in 6.0 Modified in 6.4.2
.tm_dialog_footer	Dialog footer	New in 6.0 Modified in 6.4.2
.tm_dialog_footer-end	Dialog footer end (right)	New in 6.0 Modified in 6.4.2
.tm_dialog_footer-content	Dialog footer content	New in 6.0 Modified in 6.4.2
.tm_dialog_footer-button	Dialog footer button	New in 6.0 Modified in 6.3.3 Modified in 6.3.4 Modified in 6.4.2
.tm_dialog_inactive-background		New in 6.0
.tm_dialog_resize_ghost	Not implemented	New in 6.3

Panel Window

Panel Window

Class Name / Tag Name	Description	Notes
.tm_panelWindow	Panel window container	New in 6.3
.tm_panelWindow main	Panel window main table	New in 6.3
.tm_panelWindow_header-start	Panel window header start (left)	New in 6.3 Modified in 6.4.2

Class Name / Tag Name	Description	Notes
.tm_panelWindow_header	Panel window header content	New in 6.3 Modified in 6.4.2
.tm_panelWindow_header-end	Panel window header end (right)	New in 6.3 Modified in 6.4.2
.tm_panelWindow_header-content-center	Panel window header content center	New in 6.3
.tm_panelWindow_title	Panel window title	New in 6.3 Modified in 6.4.2
.tm_panelWindow_icon-region	Panel window icon region	New in 6.3
.tm_panelWindow_close-icon-style	Panel window close icon	New in 6.3 Modified in 6.4.2
.tm_panelWindow_content-start	Panel window content start (left)	New in 6.3 Modified in 6.4.2
.tm_panelWindow_content	Panel window main content	New in 6.3 Modified in 6.4.2
.tm_panelWindow_content-center	Panel window content center	New in 6.3
.tm_panelWindow_content-end	Panel window end (right)	New in 6.3 Modified in 6.4.2
.tm_panelWindow_footer-start	Panel window footer start (left)	New in 6.3 Modified in 6.4.2
.tm_panelWindow_footer	Panel window footer	New in 6.3 Modified in 6.4.2
.tm_panelWindow_footer-end	Panel window footer end (right)	New in 6.3 Modified in 6.4.2
.tm_panelWindow_footer-content	Panel window footer content	New in 6.3
.tm_panelWindow_footer-button	Panel window footer button	New in 6.3
.tm_panelWindow_inactive-background		New in 6.3

Class Name / Tag Name	Description	Notes
.tm_panelWindow_resize-icon-region	Not implemented	New in 6.3
.tm_panelWondow_resize-icon-style	Not implemented	New in 6.3
.tm_panelWindow_resize-ghost	Not implemented	New in 6.3

How to Find out which CSS Style Is Used

Today's browsers come with their own developer tools. The window can be invoked with the F12 key or by finding it within the browser's menu. From there you can use the selection tool to select an element on the page to see how the element is styled.

Example: On the Login page:

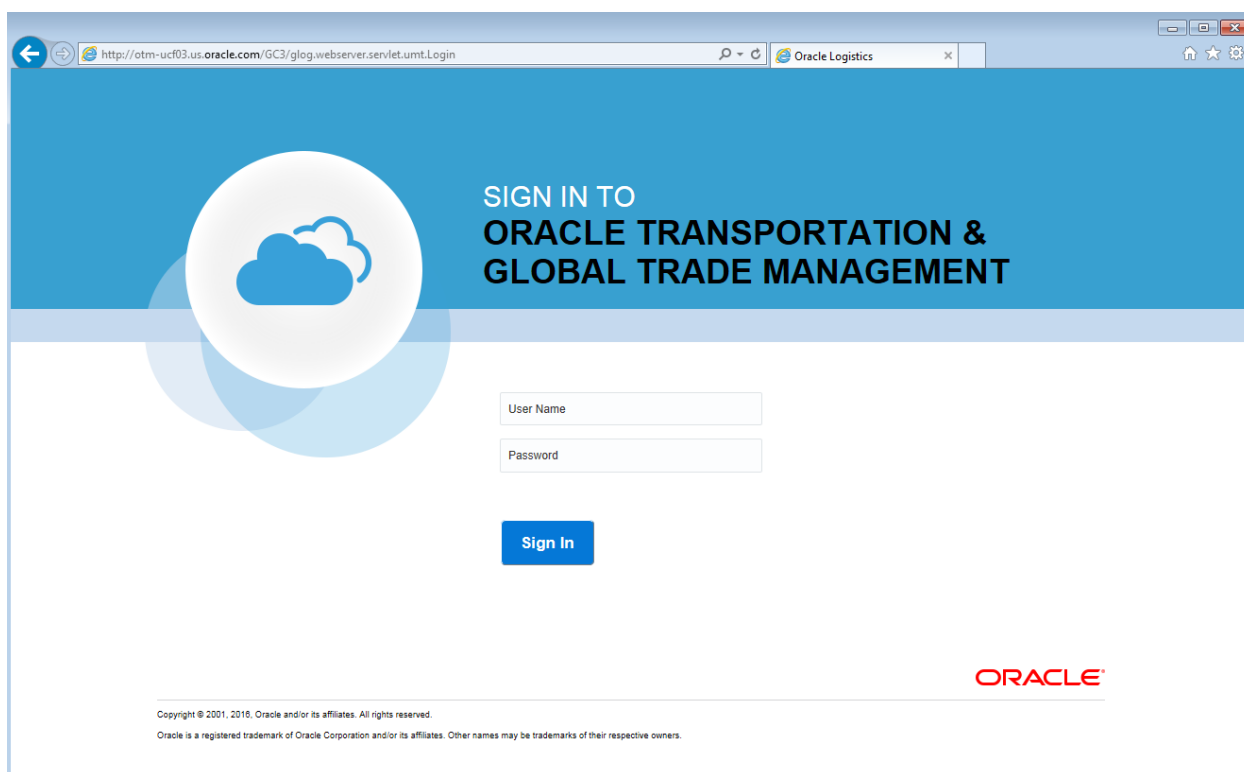


Figure 4-1: Logon Page

Open the developer tools window (F12) and select the copyright text.

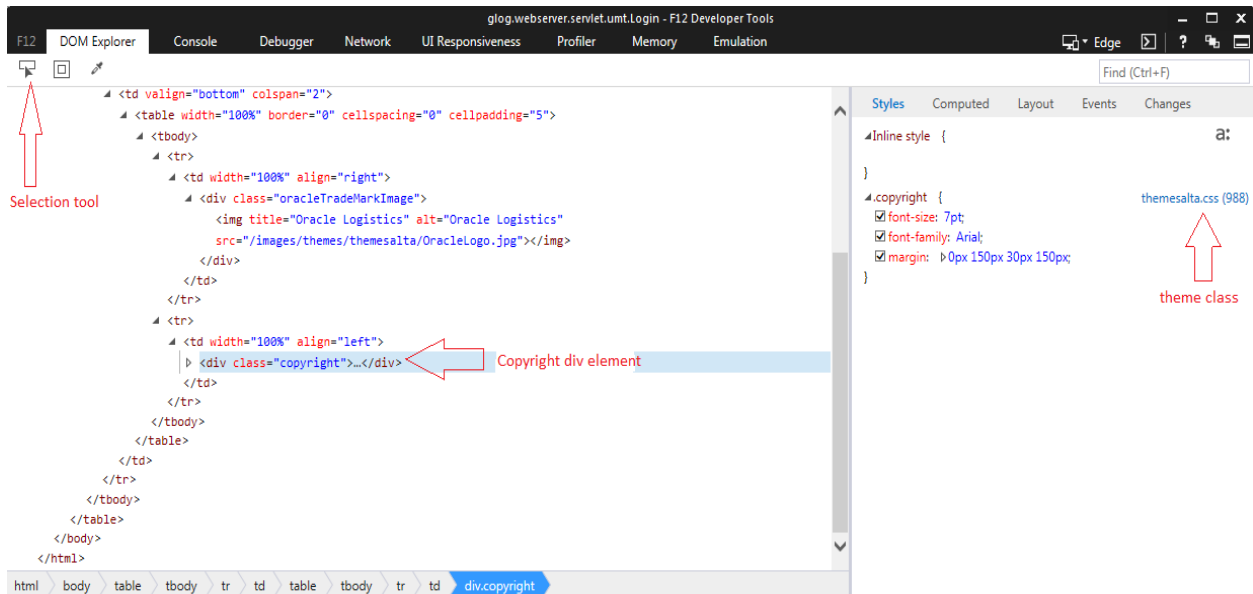


Figure 4-2: Developer Tools

This brings you to the `<td>` surrounding the text. Drill down one level and the first child is a span with a "copyright" class. This is a class that can be customized in the CSS file to make the copyright text styled as you wish.

Unified Global Header Image and URL

The image and text in the upper, left-hand corner of the unified global header and URL behind it are defined by the following two xsl variables defined in the theme file:

- `branding_logo_img`: sets the image
- `branding_url`: Controls the URL
- `branding_title`: Controls the text displayed next to the logo

You can customize these variables in your theme file to use your own image and URL. See the [BRANDING AN XSL FILE](#) and [BRANDING AN IMAGE](#) sections for how to do this.

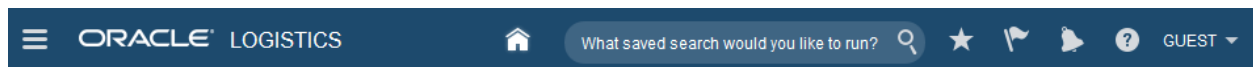


Figure 4-3: Unified Global Header

5. Branding Other Parts of Oracle Transportation Management

Emails

All emails contain an Oracle Transportation Management logo. If all you want to do is change the logo that appears in all these emails, follow these steps:

1. Copy your new logo to your Oracle Transportation Management Web Server under `<otm_install_dir>/web/htdocs/images/<glog.customPath>/mail`.
2. Open your `glog.properties` file or CUSTOM property set for editing.
3. Add the property `glog.mail.logo.filename=<logoFileName.gif>`.
4. Add the property `glog.mail.logo.height=<height of image in pixels>`. Oracle Transportation Management stretches your image to this height.
5. Add the property `glog.mail.logo.width=<width of image in pixels>`. Oracle Transportation Management stretches your image to this width.

Note: You might want to keep your new logo at the same or similar size as the original Oracle Transportation Management logo of 96 pixels wide x 62 pixels high.

Your changes take effect the next time you restart Oracle Transportation Management.

Maps

Location icons on the map correspond to the location's role. Default icons are provided for each role. The icons associated to each role can be configured to use custom images.

Note: This is for non-Workbench maps only.

In order to use custom image icons, follow these steps:

1. Copy your custom images to your Oracle Transportation Management Web Server under `<otm_install_dir>/web/htdocs/images/icons/<glog.customPath>/map_icons`.
2. Open your `glog.properties` file or CUSTOM property set for editing.
3. Each location role has a property pointing to the default icon image using the following format:

```
glog.map.style.icon.<LOCATION_ROLE>=<image_location_path>
```

e.g. `glog.map.style.icon.WAREHOUSE=/images/icons/map_icons/BillTo.gif`

4. Modify the icon image path to point to your custom images.

Note: You might want to keep your new logo at the same or similar size as the original Oracle Transportation Management logo of 24 pixels wide x 24 pixels high.

Your changes take effect the next time you restart Oracle Transportation Management.

6. User Interfaces

When logged into OTM as a user with DBA access, you can access the Branding pages (Configuration and Administration > Branding) explained below. See the online help for more details.

Note for Cloud installations: The Theme Management pages are the only way to customize the look and feel of OTM/GTM.

Theme Management

This page allows you to create and modify theme details for the standard user interface. Customizable details include images and URLs. Currently, the only variables that can be customized revolve around the logo.

Upload Mail and User-Defined Images

This page allows you to directly upload images used for emails and user defined images.

7. Branding Fusion Transportation Intelligence

Fusion Transportation Intelligence (FTI) uses the add-on component of Oracle Business Intelligence Enterprise Edition (OBI EE). Additional branding is needed on the OBI EE side to get a similar look and feel as that of branded Oracle Transportation Management.

For branding OBI EE, users must consult the OBI EE manual.

Note: Oracle Transportation Management's Oracle branding is also OBI EE's default. If you stay with Oracle Transportation Management Oracle, no additional changes are needed on OBI EE.

8. Appendix A: Additional Resources

XML Resources

- W3C XML Page (<http://www.w3.org/XML/>)
- XML.com (<http://www.xml.com>)
- The XML FAQ (<http://www.ucc.ie/xml/>)

XSL Resources

- W3C XSL Page (<http://www.w3.org/Style/XSL/>)
- XSL (from XML files) (<http://www.xmlfiles.com/xsl/>)

CSS Resources

- Cascading Style Sheets, Level 2 (<http://www.w3.org/TR/REC-CSS2>)
- Introduction to CSS2 (<http://www.w3.org/TR/REC-CSS2/intro.html>)
- CSS2 Reference (<http://www.w3schools.com/cssref/>)

