

**Oracle® Communications
User Data Repository**

Related Publications Reference

Release 12.1

E71762 Revision 02

May 2016

Oracle Communications User Data Repository Related Publications Reference, Release 12.1

Copyright © 2014, 2016, Oracle and/or its affiliates. All rights reserved.

This software and related documentation are provided under a license agreement containing restrictions on use and disclosure and are protected by intellectual property laws. Except as expressly permitted in your license agreement or allowed by law, you may not use, copy, reproduce, translate, broadcast, modify, license, transmit, distribute, exhibit, perform, publish, or display any part, in any form, or by any means. Reverse engineering, disassembly, or decompilation of this software, unless required by law for interoperability, is prohibited.

The information contained herein is subject to change without notice and is not warranted to be error-free. If you find any errors, please report them to us in writing.

If this is software or related documentation that is delivered to the U.S. Government or anyone licensing it on behalf of the U.S. Government, then the following notice is applicable:

U.S. GOVERNMENT END USERS: Oracle programs, including any operating system, integrated software, any programs installed on the hardware, and/or documentation, delivered to U.S. Government end users are "commercial computer software" pursuant to the applicable Federal Acquisition Regulation and agency-specific supplemental regulations. As such, use, duplication, disclosure, modification, and adaptation of the programs, including any operating system, integrated software, any programs installed on the hardware, and/or documentation, shall be subject to license terms and license restrictions applicable to the programs. No other rights are granted to the U.S. Government.

This software or hardware is developed for general use in a variety of information management applications. It is not developed or intended for use in any inherently dangerous applications, including applications that may create a risk of personal injury. If you use this software or hardware in dangerous applications, then you shall be responsible to take all appropriate fail-safe, backup, redundancy, and other measures to ensure its safe use. Oracle Corporation and its affiliates disclaim any liability for any damages caused by use of this software or hardware in dangerous applications.

Oracle and Java are registered trademarks of Oracle and/or its affiliates. Other names may be trademarks of their respective owners.

Intel and Intel Xeon are trademarks or registered trademarks of Intel Corporation. All SPARC trademarks are used under license and are trademarks or registered trademarks of SPARC International, Inc. AMD, Opteron, the AMD logo, and the AMD Opteron logo are trademarks or registered trademarks of Advanced Micro Devices. UNIX is a registered trademark of The Open Group.

This software or hardware and documentation may provide access to or information about content, products, and services from third parties. Oracle Corporation and its affiliates are not responsible for and expressly disclaim all warranties of any kind with respect to third-party content, products, and services unless otherwise set forth in an applicable agreement between you and Oracle. Oracle Corporation and its affiliates will not be responsible for any loss, costs, or damages incurred due to your access to or use of third-party content, products, or services, except as set forth in an applicable agreement between you and Oracle.

Table of Contents

Chapter 1: Introduction.....	4
Overview.....	5
Scope and Audience.....	5
Manual Organization.....	5
Documentation Admonishments.....	5
Related Publications.....	6
Locate Product Documentation on the Oracle Help Center Site.....	6
Customer Training.....	6
My Oracle Support (MOS).....	7
Emergency Response.....	7
Chapter 2: Related Publications.....	8
Oracle Communications User Data Repository Documentation Set.....	9
Glossary.....	11

Chapter 1

Introduction

Topics:

- *Overview.....5*
- *Scope and Audience.....5*
- *Manual Organization.....5*
- *Documentation Admonishments.....5*
- *Related Publications.....6*
- *Locate Product Documentation on the Oracle Help Center Site.....6*
- *Customer Training.....6*
- *My Oracle Support (MOS).....7*
- *Emergency Response.....7*

The Introduction chapter explains the purpose and organization of this document, defines the document's audience and admonishments, and provides information about technical support, training, and how to locate related publications.

Overview

All of the publications in the Oracle Communications User Data Repository documentation set are listed in this reference document.

Scope and Audience

This document is intended for all users of the Oracle Communications User Data Repository platform.

Manual Organization




This manual is organized into the following chapters:


1. [Introduction](#) explains the purpose and organization of the documentation, its audience, defines admonishments, and provides information about training, technical support, and how to locate this documentation on the Oracle Technology Network Site.
2. [Related Publications](#) lists all of the publications in the Oracle Communications User Data Repository documentation set.

Documentation Admonishments

Admonishments are icons and text throughout this manual that alert the reader to assure personal safety, to minimize possible service interruptions, and to warn of the potential for equipment damage.

Table 1: Admonishments

Icon	Description
 DANGER	Danger: (This icon and text indicate the possibility of <i>personal injury</i> .)
 WARNING	Warning: (This icon and text indicate the possibility of <i>equipment damage</i> .)
 CAUTION	Caution: (This icon and text indicate the possibility of <i>service interruption</i> .)

Icon	Description
	<p>Topple: (This icon and text indicate the possibility of <i>personal injury and equipment damage.</i>)</p>

Related Publications

For information about additional publications that are related to this document, refer to the *Related Publications Reference* document, which is published as a separate document on the Oracle Help Center site. See [Locate Product Documentation on the Oracle Help Center Site](#) for more information.

Locate Product Documentation on the Oracle Help Center Site

Oracle Communications customer documentation is available on the web at the Oracle Help Center (OHC) site, <http://docs.oracle.com>. You do not have to register to access these documents. Viewing these files requires Adobe Acrobat Reader, which can be downloaded at <http://www.adobe.com>.

1. Access the Oracle Help Center site at <http://docs.oracle.com>.
2. Click **Industries**.
3. Under the Oracle Communications subheading, click the **Oracle Communications documentation** link.
The Communications Documentation page appears. Most products covered by these documentation sets will appear under the headings “Network Session Delivery and Control Infrastructure” or “Platforms.”
4. Click on your Product and then the Release Number.
A list of the entire documentation set for the selected product and release appears.
5. To download a file to your location, right-click the **PDF** link, select **Save target as** (or similar command based on your browser), and save to a local folder.

Customer Training

Oracle University offers training for service providers and enterprises. Visit our web site to view, and register for, Oracle Communications training:

<http://education.oracle.com/communication>

To obtain contact phone numbers for countries or regions, visit the Oracle University Education web site:

www.oracle.com/education/contacts

My Oracle Support (MOS)

MOS (<https://support.oracle.com>) is your initial point of contact for all product support and training needs. A representative at Customer Access Support (CAS) can assist you with MOS registration.

Call the CAS main number at 1-800-223-1711 (toll-free in the US), or call the Oracle Support hotline for your local country from the list at <http://www.oracle.com/us/support/contact/index.html>. When calling, make the selections in the sequence shown below on the Support telephone menu:

1. Select **2** for New Service Request
2. Select **3** for Hardware, Networking and Solaris Operating System Support
3. Select one of the following options:
 - For Technical issues such as creating a new Service Request (SR), Select **1**
 - For Non-technical issues such as registration or assistance with MOS, Select **2**

You will be connected to a live agent who can assist you with MOS registration and opening a support ticket.

MOS is available 24 hours a day, 7 days a week, 365 days a year.

Emergency Response

In the event of a critical service situation, emergency response is offered by the Customer Access Support (CAS) main number at 1-800-223-1711 (toll-free in the US), or by calling the Oracle Support hotline for your local country from the list at <http://www.oracle.com/us/support/contact/index.html>. The emergency response provides immediate coverage, automatic escalation, and other features to ensure that the critical situation is resolved as rapidly as possible.

A critical situation is defined as a problem with the installed equipment that severely affects service, traffic, or maintenance capabilities, and requires immediate corrective action. Critical situations affect service and/or system operation resulting in one or several of these situations:

- A total system failure that results in loss of all transaction processing capability
- Significant reduction in system capacity or traffic handling capability
- Loss of the system's ability to perform automatic system reconfiguration
- Inability to restart a processor or the system
- Corruption of system databases that requires service affecting corrective actions
- Loss of access for maintenance or recovery operations
- Loss of the system ability to provide any required critical or major trouble notification

Any other problem severely affecting service, capacity/traffic, billing, and maintenance capabilities may be defined as critical by prior discussion and agreement with Oracle.

Chapter 2

Related Publications

Topics:

- [Oracle Communications User Data Repository Documentation Set.....9](#)

This chapter provides a list of publications related to the operation of the Oracle Communications User Data Repository software and hardware.

Oracle Communications User Data Repository Documentation Set

The Oracle Communications User Data Repository (UDR) documentation set includes the following publications, which provide information for the configuration and use of UDR and its related applications. The current release of each document is available through the Oracle Help Center.

Release Notes provides feature descriptions, supported hardware baseline, media and documentation pack contents, supported upgrade paths, and resolved and customer known bugs related to this release.

Enhanced Subscriber Profile Repository User's Guide describes the UDR platform and the Oracle Communications Enhanced Subscriber Profile Repository (ESPR) application that runs on it. This documentation provides an overview of the system architecture and functions, and explains how to use the UDR GUI pages to manage the configuration and maintenance of subscriber and profile data. This includes how to configure subscriber provisioning options and connections, UDR back end options, subscribing client permissions, auto enrollment, and command log export; configure entities and transparent entities, and perform mappings between entities and transparent entities; and monitor subscriber data, connections, import/export processes, client host data, and processed commands, manage quota reset tasks, and audit subscriber and pool databases for inconsistencies.

Operation, Administration, and Maintenance (OAM) User's Guide describes the system-level configuration and administration graphic user interface (GUI) pages, which are accessed from the **Administration, Configuration, Alarms and Events, Security Log, Status and Manage**, and **Measurements** menus. This guide also provides procedures for initial system setup and maintenance.

Alarms, KPIs, and Measurements Reference provides detailed descriptions of alarms, events, key performance indicators (KPIs), and measurements; indicates actions to take to resolve an alarm, event, or unusual measurement value; and explains how to generate reports containing current alarm, event, KPI, and measurement information.

Installation and Configuration Guide describes how to install UDR within a customer network. It covers the network configuration steps for NOAMP, SOAM, and MP servers, which includes validation of configuration.

Cloud Installation Guide defines steps to install UDR in virtualized and cloud-based environments.

Cloud Resource Profile provides information needed for creating UDR servers in virtualized and cloud-based environments.

Network Interconnect Reference specifies point-to-point interconnection of network elements for blade and rack mount server systems for supported topologies and their variants.

Network Impact Report provides changes in the product that may impact customer network operations and that should be considered during planning for this release.

Software Upgrade Procedure describes methods used and procedures executed to perform a major upgrade from one release of UDR to another. This document provides step-by-step instructions to execute a software upgrade.

Disaster Recovery Guide describes procedures used to execute disaster recovery for UDR. This includes recovery of a partial or complete loss of one or more servers (Primary or Disaster Recovery).

Cloud Disaster Recovery Guide describes procedures used to execute disaster recovery for cloud-based UDR.

Communication Agent User's Guide explains how to use the Communication Agent GUI pages to configure remote servers, connection groups, and routed servers, and to maintain configured connections.

Diameter Common User's Guide explains how to use the Diameter Common GUI pages to configure Message Processor (MP) profiles and profile assignments, how to use the bulk import and export functions for exporting configuration data on-demand and at scheduled intervals, and for importing configuration data from exported files.

Diameter User's Guide explains how to use the Diameter GUI pages to configure and maintain diameter protocol-related features that are common across products and applications. These features include local and peer nodes, connections, configuration sets, application route tables, system options, and Domain Name System (DNS) options. Also described are the diagnostic reports and the Attribute-Value Pair (AVP) dictionary functions.

Security Guide provides guidelines and recommendations for configuring UDR to enhance the security of the system. These recommendations are optional and should be considered along with your organization's approved security strategies.

SOAP Provisioning Interface Specification describes the Simple Object Access Protocol/eXtensible Markup Language (SOAP/XML) provisioning interface, its capabilities, SOAP/XML commands and their attributes, and SOAP/XML system variables.

REST Provisioning Interface Specification describes the Representational State Transfer (REST) provisioning interface, its capabilities, REST commands and their attributes, and REST system variables.

Bulk Import/Export File Specification describes the bulk import/export file interface, used by local and remote provisioning client applications to administer the provisioning database of the UDR system. Through the bulk import and export of files, an external provisioning system (supplied and maintained by the network operator) may add, change, or delete subscriber/pool information in the UDR database.

Licensing Information User Manual outlines program editions, entitlements, restrictions, prerequisites, special license rights, and/or separately licensed third party technology terms associated with UDR.

A

AVP

Attribute-Value Pair

The Diameter protocol consists of a header followed by one or more attribute-value pairs (AVPs). An AVP includes a header and is used to encapsulate protocol-specific data (for example, routing information) as well as authentication, authorization or accounting information.

D

DNS

Domain Name System

A system for converting Internet host and domain names into IP addresses.

G

GUI

Graphical User Interface

The term given to that set of items and facilities which provides you with a graphic means for manipulating screen data rather than being limited to character based commands.

M

MP

Message Processor - The role of the Message Processor is to provide the application messaging protocol interfaces and processing. However, these servers also have OAM components. All Message Processors replicate from their Signaling OAM's database and generate faults to a Fault Management System.

O

OAM

Operations, Administration, and Maintenance. These functions are generally managed by individual applications and not managed by a platform management application, such as PM&C.

Operations – Monitoring the environment, detecting and determining faults, and alerting administrators.

Administration – Typically involves collecting performance statistics, accounting data for the purpose of billing, capacity planning, using usage data, and maintaining system reliability.

Maintenance – Provides such functions as upgrades, fixes, new feature enablement, backup and restore tasks, and monitoring media health (for example, diagnostics).

R

REST

Representational State Transfer

Used by the provisioning system to send HTTP requests (GET, POST, PUT) to manipulate and query data in the provisioning database.

S

SOAP

Simple Object Access Protocol

X

XML

eXtensible Markup Language

A version of the Standard Generalized Markup Language (SGML) that allows Web developers to create customized tags for additional functionality.