

Oracle® Communications Policy Management

Troubleshooting Reference

Release 9.7.4

E70979 Revision 01

April 2016

This software and related documentation are provided under a license agreement containing restrictions on use and disclosure and are protected by intellectual property laws. Except as expressly permitted in your license agreement or allowed by law, you may not use, copy, reproduce, translate, broadcast, modify, license, transmit, distribute, exhibit, perform, publish, or display any part, in any form, or by any means. Reverse engineering, disassembly, or decompilation of this software, unless required by law for interoperability, is prohibited.

The information contained herein is subject to change without notice and is not warranted to be error-free. If you find any errors, please report them to us in writing.

If this is software or related documentation that is delivered to the U.S. Government or anyone licensing it on behalf of the U.S. Government, then the following notice is applicable:

U.S. GOVERNMENT END USERS: Oracle programs, including any operating system, integrated software, any programs installed on the hardware, and/or documentation, delivered to U.S. Government end users are "commercial computer software" pursuant to the applicable Federal Acquisition Regulation and agency-specific supplemental regulations. As such, use, duplication, disclosure, modification, and adaptation of the programs, including any operating system, integrated software, any programs installed on the hardware, and/or documentation, shall be subject to license terms and license restrictions applicable to the programs. No other rights are granted to the U.S. Government.

This software or hardware is developed for general use in a variety of information management applications. It is not developed or intended for use in any inherently dangerous applications, including applications that may create a risk of personal injury. If you use this software or hardware in dangerous applications, then you shall be responsible to take all appropriate fail-safe, backup, redundancy, and other measures to ensure its safe use. Oracle Corporation and its affiliates disclaim any liability for any damages caused by use of this software or hardware in dangerous applications.

Oracle and Java are registered trademarks of Oracle and/or its affiliates. Other names may be trademarks of their respective owners.

Intel and Intel Xeon are trademarks or registered trademarks of Intel Corporation. All SPARC trademarks are used under license and are trademarks or registered trademarks of SPARC International, Inc. AMD, Opteron, the AMD logo, and the AMD Opteron logo are trademarks or registered trademarks of Advanced Micro Devices. UNIX is a registered trademark of The Open Group.

This software or hardware and documentation may provide access to or information about content, products, and services from third parties. Oracle Corporation and its affiliates are not responsible for and expressly disclaim all warranties of any kind with respect to third-party content, products, and services unless otherwise set forth in an applicable agreement between you and Oracle. Oracle Corporation and its affiliates will not be responsible for any loss, costs, or damages incurred due to your access to or use of third-party content, products, or services, except as set forth in an applicable agreement between you and Oracle.

Table of Contents

Chapter 1: Introduction.....	34
About this Guide.....	35
How This Guide Is Organized.....	35
Scope and Audience.....	35
Documentation Admonishments.....	36
Related Publications.....	36
Locate Product Documentation on the Oracle Help Center Site.....	36
Customer Training.....	37
My Oracle Support (MOS).....	37
Emergency Response.....	38
 Chapter 2: Incidents, Notifications, and Logs Overview.....	 39
About Incidents.....	40
About Notifications.....	40
About Logs.....	40
Viewing Policy Server Logs.....	41
Viewing the Trace Log.....	41
Syslog Support.....	43
The SMS Log.....	43
The SMPP Log.....	43
The SMTP Log.....	44
The HTTP Log.....	44
Configuring Log Settings.....	44
Activity Logs per Subscriber.....	48
 Chapter 3: Trace Log Notifications.....	 49
Expanded List.....	50
1 – BoD TraceLog Init	50
2 – OSSI Collector Conn Establish.....	50
3 – OSSI Collector Error.....	50
4 – OSSI Collector Start.....	51
5 – OSSI Collector End.....	51
6 – OSSI Collector Abort.....	52

7 – OSSI Collector Config Read Error.....	52
8 – OSSI Collector Connection Success.....	52
9 – OSSI Collector Connection Fail.....	53
10 – OSSI Collector No CMTS Nodes.....	53
11 – OSSI Collector No Subs for CMTS.....	54
12 – OSSI Collector Config Param Not Found.....	54
13 – OSSI Collector Validate Error.....	54
14 – DC Started.....	55
21 – Subnet SNMP Coll Task Start.....	55
22 – Subnet SNMP Coll Task Timeout.....	55
23 – Subnet SNMP Coll Task Error.....	56
24 – Subnet SNMP Coll Task Skip.....	56
25 – BOD Classifier Not Active.....	57
26 – BOD Classifier Active Exit Sub IP.....	57
38 – Subnet SNMP Collector Task Status.....	58
39 – Subnet SNMP Collector Task End.....	58
41 – DC SNMP Collector Start.....	58
42 – DC Collect Timeout.....	59
43 – DC Collect Error.....	59
44 – DC Empty Community.....	60
50 – BOD HTTP Request Success.....	60
58 – DC SNMP Collector Status.....	60
59 – DC SNMP Collector Stop.....	61
61 – SNMP Collector Task Start.....	61
62 – SNMP Timeout	62
63 – SNMP Error.....	62
64 – Invalid Cable Modem MAC.....	62
65 – Invalid Cable Modem IP.....	63
66 – Invalid CPE IP.....	63
68 – SNMP Community Empty.....	64
70 – BOD SOAP Request Failure.....	64
78 – SNMP Collector Task Status.....	64
79 – SNMP Collector Task End.....	65
80 – BOD SOAP Request Success.....	65
81 – DC CMTS Distributor Task Start.....	66
82 – DC CMTS Error.....	66
98 – DC CMTS Distributor Task Status.....	66
99 – DC CMTS Distributor Task Stop.....	67
100 – BOD Conn.....	67
101 – Sub Distributor Task Start.....	67
102 – Sub Distributor Task Delete Error.....	68

103 – Sub Distributor Task Update Error.....	68
104 – Sub Distributor Task Send Reconfig Error.....	69
105 – Sub Distributor Task Send Refresh Chann Error.....	69
106 – Sub Distributor Task Send Refresh Acct Error.....	69
107 – Sub Distributor Task Send Tier Error.....	70
108 – Sub Distributor Task Send Channel Error.....	70
118 – Sub Distributor Task Status.....	71
119 – Sub Distributor Task End.....	71
121 – OSSI Distributor Task Start.....	71
122 – OSSI Distributor Task Error.....	72
123 – OSSI Distributor Task Abort.....	72
124 – OSSI Distributor Task Remote MA Error.....	72
125 – OSSI Distributor Task Update Acct Error.....	73
126 – OSSI Distributor Task Update CMTS Error.....	73
127 – OSSI Distributor Task Update Tiers Error.....	74
128 – OSSI Distributor Task Update Entitle Error.....	74
139 – OSSI Distributor Task End.....	74
141 – CMTS MA Collector Task Start.....	75
142 – CMTS MA Collector Task Error.....	75
157 – CMTS MA Collector Task Status MAS.....	75
158 – CMTS MA Collector Task Status CMTS.....	76
159 – CMTS MA Collector Task End.....	76
161 – PCMM Dist Task Start.....	77
177 – PCMM Dist Task MPE Status.....	77
178 – PCMM Dist Task Status.....	77
179 – PCMM Dist Task End.....	78
180 – DC Manual Task Start.....	78
201 – Healthchecker Task Start.....	78
219 – Healthchecker Task End.....	79
220 – DC AlertAging Task Start.....	79
239 – DC AlertAging Task End.....	80
240 – OM Stats Task Start.....	80
241 – OM Stats Task Data Available.....	80
243 – OM Stats Task Missing MPE.....	81
244 – OM Stats Task Missing Stats.....	81
245 – OM Stats task Missing MPE DB.....	82
247 – OM Stats Task Retrieve Error.....	82
248 – OM Stats Task Retrieve Fail.....	82
249 – OM Stats Task Retrieve Incomplete.....	83
250 – OM Stats Task Proxy Fail.....	83
251 – OM Stats Task Retrieve Error2.....	84

252 – BoD DB Backup Fail.....	84
253 – BOD DB Backup Start.....	84
254 – BoD DB Backup End.....	85
256 – OM Stats Task Success.....	85
257 – OM Stats Task Warn.....	85
258 – OM Stats Task Failed.....	86
259 – OM Stats Task Finish.....	86
260 – BoD Cluster Reinit.....	87
261 – Bad WGET Status.....	87
276 – Stat Rsync Clean Task Success.....	87
278 – Stat Rsync Clean Task Failed.....	88
279 – Stat Rsync Cleanup Task Finish.....	88
280 – Subscription Aging Task Start.....	89
289 – Subscription Aging Task End.....	89
300 – BoD Send.....	89
301 – BoD Received Debug.....	90
302 – BoD Request Timed Out.....	90
303 – Quota Aging Task Start.....	90
304 – Quota Aging Task End.....	91
310 – BOD XML Syntax Error PCM.....	91
311 – BOD Missing Service Fields.....	92
312 – BOD XML Syntax Error.....	92
313 – BOD Service Index Exists.....	92
314 – BOD Same Service Mult Times.....	93
400 – BOD MAC Translate Conn Fail.....	93
401 – Stats Files Gen Task Start.....	93
402 – Stats File Gen Task Success.....	94
403 – Stats File Gen Task Failed.....	94
404 – Stats File Gen Task Finish.....	95
405 – Stats File Gen Task Not Execute.....	95
406 – Stats File Gen Task Fail Sync Blade.....	95
407 – Stats File Gen Task Fail Delete File.....	96
408 – Stats File Gen Task Fail NoStatsType.....	96
500 – BoD RDR Service Start Msg Received.....	97
501 – BoD RDR Unmapped Skip.....	97
502 – Stats Sync Task Success.....	97
503 – Stats Sync Task Fail.....	98
504 – Stats Sync Task End.....	98
505 – Stats Sync Task Repository Missing.....	99
506 – Stats Sync Task Repository Fail.....	99
507 – BoD Start Msg Processing Warn.....	100

508 – BOD RDR Parse Fail.....	100
509 – BoD Drop RDR Service.....	100
510 – BoD RDR Service Stop Msg Received.....	101
512 – BoD Drop RDR Bucket.....	101
513 – BoD RDR Unmapped Skip2.....	101
514 – BoD RDR Quota Msg Received.....	102
515 – BoD RDR Quota Msg Processing Warn Info Debug.....	102
550 – XML Request Initiated.....	103
552 – Account Send Error.....	103
553 – XML Export Results.....	103
554 – XML Export Failure.....	104
555 – XML Request Complete.....	104
600 – Invalid Login Threshold.....	105
620 – Push Init.....	105
621 – Push Done.....	105
625 – Subscriber Acct Start.....	106
626 – Subscriber Acct End.....	106
653 – RC Apply Change.....	107
1001 – CMTS Conn Lost Clear.....	107
1002 – CMTS Conn Lost.....	107
1003 – AM Conn Lost Clear.....	108
1004 – AM Conn Lost Set.....	108
1010 – PCMM Received AM.....	109
1011 – PCM Send.....	109
1012 – PCM Receive Warn.....	110
1013 – PCM Send AM Warn.....	110
1014 – PCMM Fail Send Message Error.....	110
1015 – PCMM Success Send Message.....	111
1016 – PCMM Fail Over RKS.....	111
1017 – PCMM Fail Too Busy.....	112
1020 – PCM Reject No PEP.....	112
1021 – PCMM Reject Invalid Gate.....	113
1022 – PCMM Reject AMID Mismatch.....	113
1023 – PCMM Reject SubId Mismatch.....	114
1024 – PCMM Reject Unknown Subscriber.....	114
1025 – PCMM Reject Unauth AMID.....	115
1026 – PCMM Reject Unknown Service.....	115
1027 – PCMM Reject Incompat Envelop	116
1028 – PCMM Reject Exceed CMTS Limit.....	117
1029 – PCMM Failed To Send Gate Message.....	117
1050 – Policy Reject2.....	118

1051 – Policy Reject.....	118
1101 – DQOS Downstream Connection Closed.....	119
1102 – MSC Conn Lost.....	119
1104 – DQOS AM Connection Closed Clear.....	119
1110 – DQOS Received CMS.....	120
1111 – DQOS Sending.....	120
1112 – DQOS Received.....	121
1113 - DQOS Send CMS Warn.....	121
1120 - DQOS Reject No CMTS.....	121
1121 – DQOS Reject Gate.....	122
1123 – DQOS Reject Sub ID.....	122
1124 – DQOS Reject Subscriber.....	123
1129 - DQOS Reject.....	123
1150 - DQOS Policy Reject.....	124
1204 - SPC Conn Closed.....	124
1209 - SPC DQOS Gate Delete.....	124
1210 - SPC DQOS Received.....	125
1213 - SPC DQOS Send CMS Warn.....	125
1221 - SPC DQOS Global Session Reject.....	126
1231 - SPC DQOS Ingress Reject.....	126
1232 - SPC DQOS Gate Reject.....	126
1233 - SPC DQOS Gate Drop.....	127
1250 - SPC DQOS Policy Reject.....	127
1370 - BRAS IP Declared Static.....	128
1401 – Diam Conn Opened W Peer.....	128
1402 – Connectivity Lost.....	129
1403 – Connectivity Degraded.....	129
1404 – Send Message Debug Info.....	130
1405 – Receive Message	130
1406 – Receive Message EXC.....	130
1407 – Peer Status Change Notice Warn.....	131
1408 – New Conn Rejected.....	131
1409 – Reject Missing AVP.....	132
1410 – Message Timeout.....	132
1411 – Duplicate Message.....	133
1412 – Send Response Info Warn Debug.....	133
1413 – Receive Response Info Warn Debug.....	134
1414 - SCTP Path Status Changed.....	134
1420 – Diam Reject No PCEF Error Warn.....	134
1421 – Diam Missing Profile For Media.....	135
1440 – Diam No Associated NE.....	135

1441 – Rule Fail.....	136
1442 – Rule Retry.....	136
1443 – Retry Fail Error.....	137
1444 – Rule Retry Canceled.....	137
1445 – Rule Retry Error Too Many.....	138
1446 – Max PDN Connections.....	138
1447 – Diam Too Many Sessions.....	139
1450 – SCE GX No Profile.....	139
1470 – Diam Session Cleanup Start.....	139
1471 – Diam Session Cleanup Send RARs.....	140
1472 – Diam Session Cleanup Complete.....	140
1473 – PCMM Session Cleanup Send GateInfos.....	141
1474 – PCMM Session Cleanup Start.....	141
1475 – PCMM Session Cleanup Complete.....	141
1476 – Diam Session Cleanup Built Complete.....	142
1477 – PCMM Session Cleanup Built Complete.....	142
1600 – DBPLUGIN No Match Warn.....	142
1601 – LDAP Conn To.....	143
1602 – LDAP Closing Conn To.....	143
1605 – LDAP Conn Failed.....	144
1610 – LDAP Search Fail.....	144
1611 – LDAP Search.....	144
1612 – LDAP Search Results.....	145
1613 – LDAP Search No Matches.....	145
1614 – LDAP Multi Match.....	146
1615 – LDAP Search Fail2.....	146
1617 – LDAP Modify Entry.....	146
1619 – LDAP Modify Unexpected Error.....	147
1620 – LDAP Queue Distress.....	147
1621 – LDAP Queue Cleared.....	148
1622 – LDAP Queue Full.....	148
1623 – LDAP Modify Fail2.....	148
1624 – LDAP Modify Fail.....	149
1626 – No Configured Data Sources.....	149
1630 – DHCP Unexpected Event ID Set Clear.....	150
1631 – DHCP Unable To Bind Event ID.....	150
1632 – DHCP Response Timeout Event ID.....	150
1633 – Bad Relay Address Event ID Set Clear.....	151
1634 – Bad Primary Address Event ID Set Clear.....	151
1635 – Bad Secondary Address Event ID Set Clear.....	151
1641 – Searching Event ID.....	152

1642 – Results Event ID.....	152
1661 – EL Bad Realm.....	153
1662 – EL Bad Address.....	153
1663 – EL Searching.....	153
1664 – EL Search Results.....	154
1665 – EL No Matches.....	154
1666 – EL Unexpected Search Failure.....	154
1667 – EL Subscribing.....	155
1668 – EL Subscribe Results.....	155
1669 – EL Subscribe Fail.....	155
1670 – EL Unsubscribing.....	156
1671 – EL Unsubscribe Results.....	156
1672 – EL Unsubscribe Failure.....	157
1673 – EL Notification.....	157
1674 - EL Updating.....	157
1675 - EL Update Failure.....	158
1676 - EL Update Out of Sync.....	158
1681 – MSR Connection.....	158
1682 – MSR Connection Closing.....	159
1684 – SPR Connection Closed.....	159
1685 – MSR DB Not Reachable.....	160
1686 – MSR Search.....	160
1687 – MSR Search Result.....	160
1690 – MSR Search Fail.....	161
1691 – MSR Update.....	161
1692 – MSR Update Result.....	161
1693 – MSR Update Fail.....	162
1694 – MSR Sub.....	162
1695 – MSR Sub Result.....	163
1696 – MSR Sub Fail.....	163
1697 – MSR Unsub.....	163
1698 – MSR Unsub Result.....	164
1699 – MSR Unsub Fail.....	164
1711 – BRAS Handle DRQ.....	165
1801 – PCMM No PCEF.....	165
1805 - PCMM No Connection PCEF.....	165
2198 – SMSR SMSC Switched to Primary.....	166
2199 - SMSR SMSC Switched to Secondary.....	166
2210 - Reached Max Gates Event ID Clear.....	167
2211 – Reached Max GPI Event ID Set Clear.....	167
2212 - Incrementing GPI Event ID.....	167

2213 – Decrementing GPI Event ID.....	168
2300 – Time Period Changed.....	168
2301 – Transition Started.....	169
2302 – Transition Aborted.....	169
2303 – Transition Succeeded.....	169
2304 – Transition Failed.....	170
2305 – Transition Aborted On Demand.....	170
2306 – Tasks Scheduled On Demand.....	171
2547 – SMS Delivery Date In Past.....	171
2548 – SMS Send Global Billing Day.....	171
2549 – SMSR Queue Full.....	172
2550 – SMS Not Enabled.....	172
2551 – SMS Config Endpoint.....	173
2552 – SMS Send Success.....	173
2553 – SMS Invalid Date Send Failure.....	173
2554 – SMS Send Delivery Date.....	174
2555 – SMS Send Error.....	174
2556 – SMS Send Failure.....	175
2557 – SMS Failure No MSISDN.....	175
2558 – SMS Connection Established To SMSC.....	175
2559 – SMSR SMSC Conn Closed.....	176
2560 – Email Not Enabled Warn.....	176
2561 – Email Config Endpoint.....	176
2562 – Email Send Success.....	177
2563 – Email Send Error.....	177
2564 – Email Send Failure.....	178
2565 – SMSR SMTP Conn Closed.....	178
2566 – SMTP Connection Established Warn.....	178
2567 – SMTP Connection Error.....	179
2568 – HTTP Connection Established.....	179
2569 – HTTP Connection Error.....	180
2570 – HTTP Queue Clear Size Reached.....	180
2571 – Generic Notification Send Error.....	180
2611 – MSR Receive Notification.....	181
2700 – Binding Created.....	181
2701 – Binding Released.....	182
2702 – Binding Found.....	182
2703 – Binding Not Found.....	182
2704 – Binding Release Task.....	183
2705 – Duplicate Bindings	183
2706 – Suspect Cleanup Start.....	184

2707 – Suspect Cleanup Finished.....	184
2708 – DRA Cleanup Task Finished Iter.....	184
2710 – RADIUS Cleanup RADIUS Server Stop.....	185
2711 – RADIUS Cleanup Failed.....	185
2712 – RADIUS Cleanup Started.....	186
2713 – RADIUS Rejected On TDF Failure RADIUS Send Failure.....	186
2720 – Mapping Cleanup Start.....	186
2721 – Mapping Cleanup Finished.....	187
2900 – ADMISSION Protocol Busy Event.....	187
2901 – ADMISSION Protocol Clear Event.....	188
2902 – ADMISSION Component Busy Event.....	188
2903 – ADMISSION Component Clear Event.....	188
2904 – Diameter Too Busy Set Clear.....	189
2905 – RADIUS Too Busy Clear.....	189
3000 – Trace Log Rate Limit.....	190
3100 – Cert Interval Days.....	190
3101 – Cert Interval.....	191
4000 – Policy Critical Alarm Clear.....	191
4001 – Policy Major Alarm Clear.....	191
4002 – Policy Minor Alarm Clear.....	192
4048 – PCMM Unknown GateID.....	192
4063 – NAC Session Context Format Error.....	193
4069 – CAC Remove Fail.....	193
4080 – NAC Session Lookup Fail.....	193
4143 – CAC DB Write Fail.....	194
4154 – NAC VOD Server Activate.....	194
4155 – NAC VOD Server Deactivate.....	194
4156 – PCMM Unknown.....	195
4157 – PCMM Protocol Error.....	195
4208 – CAC Dupe Session Status.....	196
4300 - RC Conn Lost.....	196
4301 - RC Conn Restore.....	196
4302 – RC Unreachable.....	197
4303 – RC Log Download Fail.....	197
4550 – Policy Info.....	197
4551 – Policy Warn.....	198
4552 – Policy Debug.....	198
4560 – Policy Trace Action Emergency.....	199
4561 – Policy Trace Action Alert.....	199
4562 – Policy Trace Action Critical.....	199
4563 – Policy Trace Action Error.....	200

4564 – Policy Trace Action Warning.....	200
4565 – Policy Trace Action Notice.....	200
4566 – Policy Trace Action Info.....	201
4567 – Policy Trace Action Debug.....	201
4600 – Secondary Connection Rejected.....	202
4601 – Secondary Connection Reverted.....	202
4610 – SH Connection OPT.....	203
4700 – UME CMD Return Msg.....	203
4701 – Diam Msg Send Failed.....	203
6000 – Sync Log Wireline Subact Log.....	204
6001 – Subact Log Wireline Sync Log.....	204
6102 – State Sync Mgr Endpoint.....	205
6103 – VOD Terminate CAC Session.....	205
6105 – PCMM XML Syntax Error.....	206
6200 – NAC Abnormal Session Delete.....	206
6201 – NAC Normal Session Delete.....	206
6202 – NAC Allow Session.....	207
6203 – NAC Reject No Path.....	207
6204 – NAC Reject Sub.....	208
6205 – NAC Allow Sub.....	208
6206 – NAC Missing Sub Account.....	209
6207 – NAC Unknown Sub.....	209
6208 – NAC Policy Reject.....	210
6209 – NAC Static Dynamic Defn.....	210
6210 – NAC Reject No Endpoint.....	211
6211 – IP Already Static.....	211
6212 – IP Already Static.....	212
6400 – BRAS Extension.....	212
6401 – BRAS Contraction.....	213
6402 – BRAS Overflow.....	213
6403 – COPS Connection Accepted.....	214
6404 – BRAS Connection Closed Clear.....	214
6405 – COPS Unknown Gateway Clear.....	215
6406 – BRAS Conn Closed.....	215
6407 – BRAS Handle OPN.....	216
6408 – BRAS Send Dec Debug	216
6409 – BRAS Send SSQ.....	216
6410 – BRAS State Sync Complete.....	217
6411 – BRAS Endpoint.....	217
6412 – BRAS Handle DRQ Msg.....	218
6413 – NAC Stale BRAS Endpoint.....	218

6414 – BRAS Send DEC.....	219
6415 – Update Session.....	219
6416 – Handle Delete.....	219
6417 – Handle Ack.....	220
6418 – State Sync Mgr Sync Start.....	220
6419 – State Sync Mgr Gateway.....	221
6420 – State Sync Mgr Cold Reboot.....	221
6421 – Handle Delete Subscriber.....	222
6422 – State Sync Mgr Delete Stale.....	222
6423 – State Sync Mgr Warn Reboot.....	223
6424 – State Sync Mgr AYT.....	223
6425 – State Sync Mgr AWD.....	224
6426 – BRAS Drop.....	224
6427 – BRAS Scrubber Logout.....	225
7001 – CAC Session Create Error.....	225
7002 – CAC Sync Session Recreate.....	225
7003 – CAC Session Recreate Fail.....	226
7010 – CAC Session ID List Read Error.....	226
7011 – CAC Session Create Fail.....	227
7013 – CAC Sync Error2.....	227
7014 – CAC Remove Session Failed.....	228
7015 – CAC Resource Release Fail.....	228
7019 – CAC Session Create.....	228
7023 – NAC VOD Server Sync.....	229
7025 – NAC Handle Error.....	229
7027 – NAC Send Error Reply.....	230
7031 – Exception Writing Session.....	230
7032 – CAC Resource Error.....	230
7034 – CAC Session Remove Sync Mismatch.....	231
7035 – CAC Session Remove Sync Timeout.....	231
7036 – CAC Sync Mismatch Session Removal.....	232
7038 – NAC VOD Synchronizer Activate.....	232
7039 – NAC VOD Synchronizer Deactivate.....	232
7047 – CAC Sync Start.....	233
7048 – CAC Sync End.....	233
7052 – CAC Resource Reserve Fail.....	234
7054 – CAC Dupe Session.....	234
7055 – CAC Session Missing.....	235
7056 – CAC Session Missing Remove.....	235
7057 – CAC Keep Alive Request.....	236
7058 – CAC Session List Status.....	236

7059 – CAC Session Detail Status.....	236
7060 – CAC Version Status Report.....	237
7061 – CAC Reserve Session Status.....	237
7062 – CAC Session Release Status.....	238
7063 – CAC Keep Alive No Response.....	238
7064 – CAC Session Release Error.....	239
7065 – CAC Session Release.....	239
7066 – CAC Version Status.....	239
7067 – CAC Version Report.....	240
7068 – CAC Invalid Version Report.....	240
7069 – CAC Keep Alive Send.....	241
7070 – CAC Keep Alive Response.....	241
7071 – CAC Sync Mismatch.....	242
7072 – CAC Sync Mismatch VOD.....	242
7073 – Invalid Bit Rate.....	242
7075 – CAC Session Create VOD Fail.....	243
7076 – CAC Sync Error.....	243
7078 – CAC Session List Error.....	244
7079 – VOD Sync Now.....	244
7080 – CAC Sync Start Server.....	245
7081 – CAC Sync Status.....	245
7082 – CAC Max Sync Fail.....	246
7083 – CAC Dupe Session Status Info.....	246
7084 – CAC Sync VOD Session.....	246
7085 – CAC Sync Session.....	247
8001 – BoD Initial Event Log.....	247
8020 – BoD Missing Params HTTP.....	248
8021 – BoD Failure HTTP.....	248
8022 – BoD Unknown SVC Name HTTP.....	248
8023 – BoD Expected Params HTTP.....	249
8024 – BoD Classifier Already Active HTTP.....	249
8025 – BoD Classifier Not Active HTTP.....	250
8050 – BoD Success HTTP.....	250
8070 – BoD Failure SOAP.....	250
8080 – BoD Success SOAP.....	251
8100 – BoD Establish Connection PS.....	251
8102 – BOD Retry Connection PS.....	252
8103 – BOD Drop Connection PS.....	252
8104 – BoD Disconnect Connection PS.....	252
8105 – BoD Disconnect Connection Failure PS.....	253
8106 – BoD Establish Connection Failure PS.....	253

8200 - BoD Change Event Log Level.....	254
8250 – BoD Start Session Cleanup Task.....	254
8251 – BoD Complete Session Cleanup Task.....	255
8252 – BoD Database Backup Failed.....	255
8253 – BoD Start Database Backup.....	255
8254 – BoD Finish Database Backup.....	256
8260 – BoD Cluster Reinitialized.....	256
8300 – BoD Send Message Debug.....	256
8301 – BoD Receive Message Debug Warning.....	257
8302 – BoD Request Timeout.....	257
8310 – BoD PCMM Incorrect Service XML Syntax.....	258
8311 – BoD PCMM Miss Required Fields.....	258
8312 – BoD Diameter Incorrect Service XML Syntax.....	258
8313 – BoD Duplicate Service.....	259
8314 – BoD Service Multiple Used.....	259
8315 – BoD Active Session Existed.....	260
8320 – BoD PCMM Create Session Failed.....	260
8321 – BoD PCMM Delete Session Failed.....	260
8400 – BoD MAC Translation Failed Due to Session ID Connection Failed.....	261
8401 – BoD MAC Translation Succeeded.....	261
8402 – BoD MAC Translation Failed Due To No IP Address For Session ID.....	262
8403 – BoD MAC Translation Failed Due To Response Failed For Session ID.....	262
8404 – BoD MAC Translation Failed Due To Incorrect MAC Translation URL for Session ID.....	262
8405 – BoD MAC Translation Failed Due To MAC Address Connection Failure.....	263
8406 – BoD MAC Translation Failed Due To No IP Address For MAC Address.....	263
8407 – BoD MAC Translation Failed Due To Response Failed For MAC Address.....	264
8408 – BoD MAC Translation Failed Due To Incorrect MAC Translation URL For MAC Address.....	264
8410 – BoD MAC Translation Failed Due to Configuration Error.....	264
8411 – BoD Session Notification Return Success.....	265
8412 – BoD Session Notification Return Other Status.....	265
8413 – BoD Session Notification Expire.....	265
8414 – BoD Session Notification Retry.....	266
8420 – IPv6 Subnets Filtering Stats.....	266
8421 – IPv6 Subnets Filtering Stats All.....	267
8422 - IPv6 Subnets Aggregation Stats.....	267
8423 - IPv6 Subnets Aggregation Stats All.....	267
8424 – IPv6 Subnets Setting To MA Success.....	268
8425 – IPv6 Subnet Setting To MA Failure.....	268
8426 – Subnets Overlapped Details.....	269

8427 – Subnet Overlap Detect Task Start.....	269
8428 – Subnet Overlap Detect Task End.....	269
8429 – IPv4 Subnets Filtering Stats All.....	270
8431 – OSSI Triggered CMTS Rediscovery.....	270
8500 – MA Server Start.....	271
8501 – BoD HTTP Request Fail.....	271
8502 – BoD Classifier Active SubIP.....	271
8503 – BoD PS Conn Drop.....	272
8504 – BoD Disconn.....	272
8505 – BoD Disconn Fail.....	273
8506 – BoD Conn Fail.....	273
8507 – BoD DB Auto Delete Start.....	273
8508 – BoD DB Auto Delete End.....	274
8509 – BoD Send Debug.....	274
8510 – BoD Received Info.....	275
8511 – BoD Received Warn.....	275
8512 – BoD MAC Translate Success.....	275
8513 – BoD MAC Translate IP Fail.....	276
8514 – BoD MAC Translate Parse Fail.....	276
8515 – BoD MAC Translate MAC Fail.....	277
8516 – BoD MAC Translate Conn MAC Fail.....	277
8517 – BoD MAC Translate IP MAC Fail.....	277
8518 – BoD MAC Translate Parse MAC Fail.....	278
8519 – BoD MAC Translate Incorrect MAC Fail.....	278
8520 – BoD Service Parse Fail.....	279
8521 – BoD Socket Closed.....	279
8522 – BoD RDR Start Error.....	279
8523 – BoD RDR Port Busy.....	280
8524 – BoD RDR Fatal Error.....	280
8525 – BoD Start MSG Processing Debug.....	280
8526 – BoD Stop MSG Processing.....	281
8527 – BoD Start MSG Processing Info	281
8528 – Edge OAM Device Discovered.....	282
8529 – PCM Send AM Info.....	282
8530 – PCM Receive.....	282
8531 – DQOS Send CMS Info.....	283
8532 – SPC DQOS Send CMS Info.....	284
8534 – BoD RDR Quota MSG Processing Debug.....	284
8535 – BoD RDR Quota MSG Processing Info.....	284
8600 – BoD Invalid Session ID Arg.....	285
8601 – BoD PCMM Request Reject.....	285

8602 – BoD PCMM Mode Not Enabled.....	286
8603 – BoD Diameter Mode Not Enabled.....	286
8700 – BoD Admission Protocol Busy Event.....	286
8701 – BoD Admission Protocol Clear Event.....	287
8702 – BoD Admission Component Busy Event.....	287
8703 – BoD Admission Component Clear Event.....	288
8704 – BoD PCMM Too Busy Set Clear.....	288
10000 – ADS Connection Established.....	288
10001 - ADS Connection Closed.....	289
10002 - ADS Connection Lost Set Clear.....	289
10003 – ADS Receive Error.....	290
10004 – ADS Send Error.....	290
10005 – ADS Error.....	290
10006 – Sy Receive Notification.....	291
10007 – Sy Bad Realm	291
10008 – Sy Bad Address	292
10009 – Sy Search.....	292
10010 – SY Search Results.....	292
10012 – Sy Search Error.....	293
10013 – Bad XML from SPR.....	293
10014 – TDF Connection Closed.....	293
10020 – CMP started.....	294
10021 – Import XML add.....	294
10022 – Import XML update.....	295
10023 – Import XML delete.....	295
10024 – Import XML fail.....	295
10025 – XML add fail.....	296
10026 – RC proxy apply2.....	296
10027 – RC proxy apply.....	297
10028 – RC proxy send.....	297
10029 – Stat Rsync Clean Task Start.....	297
10031 – Diam Service Invalid XML File.....	298
10032 – Stats Sync Task Start.....	298
10033 – Stats Sync Task Repository Success.....	298
10036 – Retry fail.....	299
10037 – DBPLUGIN No Match Debug.....	299
10038 – Email Not Enabled Info.....	300
10039 – RADIUS Server Init.....	300
10040 – RADIUS Server Start Notice.....	300
10041 – RADIUS Drop Invalid Warn.....	301
10042 – RADIUS Drop Bad MD5 Warn.....	301

10043 – RADIUS Sent	302
10044 – Policy event.....	302
10045 – RADIUS Server Start Fail	302
10046 – RADIUS Received.....	303
10048 – SCTP Path Status.....	303
10100 – Avg Sess Size Exceeds Projected Set.....	303
10101 – Avg Sess Size Exceeds Projected Clear.....	304
10102 – Sess Size Reached Threshold Set.....	304
10103 – Sess Size Reached Threshold Clear.....	305
10104 – Avg Bind Size Exceeds Projected Set.....	305
10105 – Avg Bind Size Exceeds Projected Clear	305
10106 – Bind Size Reached Threshold Set.....	306
10107 – Bind Size Reached Threshold Clear.....	306
10108 – ReplicationStats Task Start.....	307
10109 – ReplicationStats Task Failed.....	307
10110 – ReplicationStats Task Success.....	307
10111 – ReplicationStats Task Finish.....	308
10112 – ReplicationStats Task Data Available.....	308
10113 – Sy On Demand Policy Action Failure.....	308
10114 – Diam Session Cleanup Results.....	309
10115 – Diameter Invalid Ancids Warning.....	309
10116 – PCEF Report Timeout.....	310
10117 – Subtrace Disabled Busy State.....	310
10118 – Subtrace Enabled Normal State.....	310
10119 – X1 Connection Lost.....	311
10120 – Duplicate Default Bearer Rule.....	311
10121 – Invalid Traffic Profile.....	311
10122 – X2 Connection Lost.....	312
10123 – Policy Logging Overflow.....	312
10124 – Subtrace Policy Logging Overflow.....	313
10125 – AN GW Failed.....	313
10126 – Max Wait Time Exceeded.....	313
10127 – Diameter Newer Session Detected.....	314
10128 – SY Reconciliation Status.....	314
10129 – Sy Reconciliation Stats.....	315
10130 – Unauthorized Non Emergency Session.....	315
10131 – PCEF Initiated Emergency Request.....	315
10132 – Sy Reconciliation QP Notif.....	316
11001 – Remote Diversion Set Clear.....	316
15000 – SCMP Sync Trace Succ.....	317
15010 – SCMP Init Succ.....	317

15101 – Mediation SPR Connection Exception.....	317
15102 – Mediation SPR Connection Timeout.....	318
15103 – Mediation SOAP Parameter Error.....	318
15104 – Mediation Open COMCOL Error.....	318
15105 – Mediation Operate COMCOL Error.....	319
15106 – Mediation SOAP Result Error.....	319
15107 – Mediation SPR Connection Request.....	319
15108 – Mediation SPR Connection Response.....	320
15109 – Mediation SOAP Request.....	320
15110 – SPR Connection Failed.....	321
15111 – SPR Connection Failed Clear.....	321
15112 – SPR License Limit Set.....	321
15113 – SPR License Limit Clear.....	322
15114 – SPR Timeout Error.....	322
15115 – Mediation Admission Protocol Busy Event.....	322
15116 – Mediation Admission Protocol Clear Event.....	323
15117 – Mediation Admission Component Busy Event.....	323
15118 – Mediation Admission Component Clear Event.....	324
15119 – Mediation SOAP Too Busy Set Clear.....	324
15120 – Mediation SOAP Response.....	324
15121 – Sync Server Error.....	325
15122 – Sync Stop Server Error.....	325
15123 – Sync Thread Uncaught Exception.....	325
15124 – Sync Exec CMD Fail.....	326
15125 – Sync Exec CMD Error.....	326
15126 - Sync Accept App Sync Request.....	327
15127 - Sync Reject App Sync Request.....	327
15128 - Sync App Sync Request Exception.....	327
15129 - Sync App Sync Response.....	328
15130 - Sync App Sync Response Exception.....	328
15131 - Sync TooBusy Reject Request.....	328
15132 - Sync Invalid Request.....	329
15133 – Sync Handle Request Exception.....	329
15134 - Sync Accept Sync Request.....	330
15135 - Sync Open COMCOL Fail.....	330
15136 - Sync Close COMCOL Fail.....	330
15137 – Sync Verify Success.....	331
15138 - Sync Verify Fail.....	331
15139 – Sync Resolve Success.....	331
15140 - Sync Resolve Fail.....	332
15141 – Sync Create DATS Success.....	332

15142 - Sync Create DATS Fail.....	332
15143 - Do Sync Fail.....	333
15144 - Sync Create Sync Response.....	333
15145 - Sync Handle Response Exception.....	334
15146 - Sync Disk Quota Exceed.....	334
15147 - Sync Disk No Space.....	334
15148 - Sync Disk No Space Clear.....	335
15149 - MRA Sig Device Filter Changed.....	335
15150 - DRA: Rejecting non-authorized.....	336
15151 - Accept Authorized Connection.....	336
15152 - Rerouting Message.....	336
15153 - MPE Sig Device Filter Changed.....	337
15160 - Batch Operation Error	337
15161 - Batch Request Validation.....	337
15162 - Batch Handle Result	338
15163 - Batch Disk Quota Exceed.....	338
15164 - Batch Disk No Space.....	339
15165 - Batch Clean Up.....	339
15166 - Scheduled Task RAR Sent.....	339
15167 - Rebuild Diameter Peers.....	340
15200 - PM Gen Stats Sync Task Start.....	340
15201 - PM Gen Stats Sync Task Success.....	340
15202 - PM Gen Stats Sync Task Fail.....	341
15203 - PM Gen Stats Sync Task End.....	341
15204 - PM Stats Sync Task Start.....	341
15205 - PM Stats Sync Task Success.....	342
15206 - PM Stats Sync Task Fail.....	342
15207 - PM Stats Sync Task End.....	343
15208 - PM Stats Sync Task Repository Success.....	343
15209 - PM Stats Sync Task Repository Fail.....	343
15300 - DIAM Invalid AppDetecInfo Warning.....	344
15301 - SMS Stats Sync Task Start.....	344
15302 - SMS Stats Sync Task Success.....	344
15303 - SMS Stats Sync Task Fail.....	345
15304 - SMS Status Sync Task End.....	345
15305 - SMS Stats Sync Task Repository Success.....	346
15306 - SMS Stats Sync Task Repository Fail.....	346
17100 - MDF Soap Result Error.....	346
17102 - MDF Soap Parameter Error.....	347
17103 - MDF No QP Name Error.....	347
17104 - MDF Soap Illegal OPMD Change.....	348

17105 – MDF Soap Client Result Error.....	348
17106 – MDF Cannot Parse SDM Response.....	348
17107 – MDF IMSI Not In Range.....	349
17108 – MDF Soap Client Request.....	349
17109 – MDF Soap Client Response.....	349
17110 – MDF SPR Message.....	350
17111 – MDF Get Subscriber.....	350
17112 – MDF Illegal NotifySubscriber.....	350
17113 – MDF Soap Request.....	351
17114 – MDF Soap Response.....	351
17115 – MDF Out SPR Message.....	352
17116 – MDF IMSI Not In SPR.....	352
17118 – MDF IMSI In SPR.....	352
17119 – MDF IMSI In S-SPR.....	353
17120 – MDF DYQ Was Expired.....	353
17121 – MDF Quota Was Expired.....	353
17122 – MDF Failed to deduct usage.....	354
17123 – MDF Deductible Quotas	354
17124 – MDF Reset For Deduct	354
17125 – MDF Do Deduct Usage.....	355
17301 – Clearance Started.....	355
17302 – Clearance Duplicating.....	356
17303 – Clearance Abort.....	356
17304 – Clearance Session Terminate.....	356
17305 – Clearance Finished.....	357
17306 – KT Reject Invalid Sub.....	357
17307 – PUA Failure of Reset.....	357

Chapter 4: Alarms and Events.....359

Alarms formatting information.....	360
Alarm and event types.....	360
Alarm and Event Severity Levels.....	362
Platform (31000-32800).....	362
31000 - S/W fault.....	362
31001 - S/W status.....	363
31002 - Process watchdog failure.....	363
31003 - Tab thread watchdog failure.....	363
31100 - Database replication fault.....	364
31101 - Database replication to slave failure.....	364
31102 - Database replication from master failure.....	365

31103 - DB Replication update fault.....	365
31104 - DB Replication latency over threshold.....	365
31105 - Database merge fault.....	366
31106 - Database merge to parent failure.....	366
31107 - Database merge from child failure.....	366
31108 - Database merge latency over threshold.....	367
31109 - Topology config error.....	367
31110 - Database audit fault.....	368
31111 - Database merge audit in progress.....	368
31112 - DB replication update log transfer timed out.....	368
31113 - DB replication manually disabled.....	369
31114 - DB replication over SOAP has failed.....	369
31115 - Database service fault.....	369
31116 - Excessive shared memory.....	370
31117 - Low disk free.....	370
31118 - Database disk store fault.....	371
31119 - Database updatelog overrun.....	371
31120 - Database updatelog write fault.....	371
31121 - Low disk free early warning.....	372
31122 - Excessive shared memory early warning.....	372
31123 - Database replication audit command complete.....	372
31124 - ADIC error.....	373
31125 - Database durability degraded.....	373
31126 - Audit blocked.....	374
31127 - DB Replication Audit Complete.....	374
31128 - ADIC Found Error.....	374
31129 - ADIC Found Minor Issue.....	375
31130 - Network health warning.....	375
31131 - DB Ousted Throttle Behind.....	375
31140 - Database perl fault.....	376
31145 - Database SQL fault.....	376
31146 - DB mastership fault.....	376
31147 - DB upsynclog overrun.....	377
31148 - DB lock error detected.....	377
31200 - Process management fault.....	378
31201 - Process not running.....	378
31202 - Unkillable zombie process.....	378
31206 - Process mgmt monitoring fault.....	379
31207 - Process resource monitoring fault.....	379
31208 - IP port server fault.....	379
31209 - Hostname lookup failed.....	380

31213 - Process scheduler fault.....	380
31214 - Scheduled process fault.....	381
31215 - Process resources exceeded.....	381
31216 - SysMetric configuration error.....	381
31220 - HA configuration monitor fault.....	382
31221 - HA alarm monitor fault.....	382
31222 - HA not configured.....	382
31223 - HA Heartbeat transmit failure.....	383
31224 - HA configuration error.....	383
31225 - HA service start failure.....	383
31226 - HA availability status degraded.....	384
31227 - HA availability status failed.....	384
31228 - HA standby offline.....	385
31229 - HA score changed.....	385
31230 - Recent alarm processing fault.....	385
31231 - Platform alarm agent fault.....	386
31232 - Late heartbeat warning.....	386
31233 - HA Path Down.....	386
31234 - Untrusted Time Upon Initialization	387
31235 - Untrusted Time After Initialization	387
31236 - HA Link Down.....	388
31240 - Measurements collection fault.....	388
31250 - RE port mapping fault.....	389
31260 - SNMP Agent.....	389
31270 - Logging output.....	389
31280 - HA Active to Standby transition.....	390
31281 - HA Standby to Active transition.....	390
31282 - HA Management Fault.....	390
31283 - Lost Communication with server.....	391
31284 - HA Remote Subscriber Heartbeat Warning.....	391
31285 - HA Node Join Recovery Entry.....	392
31286 - HA Node Join Recovery Plan.....	392
31287 - HA Node Join Recovery Complete.....	392
31290 - HA Process Status.....	393
31291 - HA Election Status.....	393
31292 - HA Policy Status.....	393
31293 - HA Resource Link Status.....	394
31294 - HA Resource Status.....	394
31295 - HA Action Status.....	395
31296 - HA Monitor Status.....	395
31297 - HA Resource Agent Info.....	395

31298 - HA Resource Agent Detail.....	396
31299 - HA Notification Status.....	396
31300 - HA Control Status.....	396
31301 - HA Topology Events.....	397
32113 - Uncorrectable ECC memory error.....	397
32114 - SNMP get failure.....	398
32115 - TPD NTP Daemon Not Synchronized Failure.....	398
32116 - TPD Server's Time Has Gone Backwards.....	398
32117 - TPD NTP Offset Check Failure.....	399
32300 - Server fan failure.....	399
32301 - Server internal disk error.....	400
32303 - Server Platform error.....	400
32304 - Server file system error.....	400
32305 - Server Platform process error.....	401
32307 - Server swap space shortage failure.....	401
32308 - Server provisioning network error.....	402
32312 - Server disk space shortage error.....	402
32313 - Server default route network error.....	403
32314 - Server temperature error.....	403
32315 - Server mainboard voltage error.....	404
32316 - Server power feed error.....	404
32317 - Server disk health test error.....	405
32318 - Server disk unavailable error.....	406
32320 - Device interface error.....	406
32321 - Correctable ECC memory error.....	406
32322 - Power Supply A error.....	407
32323 - Power Supply B error.....	407
32324 - Breaker panel feed error.....	408
32325 - Breaker panel breaker error.....	408
32326 - Breaker panel monitoring error.....	410
32327 - Server HA Keepalive error.....	411
32331 - HP disk problem.....	412
32332 - HP Smart Array controller problem.....	412
32333 - HP hpacucliStatus utility problem.....	412
32335 - Switch link down error.....	413
32336 - Half Open Socket Limit.....	413
32337 - Flash Program Failure.....	414
32338 - Serial Mezzanine Unseated.....	414
32339 - Max pid limit.....	415
32340 - Server NTP Daemon Lost Synchronization For Extended Time.....	415
32341 - Server NTP Daemon Never Synchronized Error.....	415

32342 - NTP Offset Check Error.....	416
32343 - RAID disk problem.....	416
32344 - RAID controller problem.....	417
32345 - Server Upgrade snapshot(s) invalid.....	417
32346 - Server Hardware Problem.....	417
32347 - Oracle hwmgmtcliStatus Problem.....	418
32348 - FIPS subsystem problem.....	418
32349 - File Tampering.....	419
32350 - Security Process Terminated.....	419
32500 - Server disk space shortage warning.....	419
32501 - Server application process error.....	420
32502 - Server hardware configuration error.....	420
32505 - Server swap space shortage warning.....	421
32506 - Server default router not defined.....	421
32507 - Server temperature warning.....	422
32508 - Server core file detected.....	422
32509 - Server NTP Daemon not synchronized.....	423
32510 - CMOS battery voltage low.....	423
32511 - Server disk self test warning.....	424
32512 - Device warning.....	424
32513 - Device interface warning.....	425
32514 - Server reboot watchdog initiated.....	425
32515 - Server HA failover inhibited.....	425
32516 - Server HA Active to Standby transition.....	426
32517 - Server HA Standby to Active transition.....	426
32518 - Platform Health Check failure.....	427
32519 - NTP Offset Check failure.....	427
32520 - NTP Stratum Check failure.....	427
32521 - SAS Presence Sensor Missing.....	428
32522 - SAS Drive Missing.....	428
32524 - HP disk resync.....	429
32525 - Telco Fan Warning.....	429
32526 - Telco Temperature Warning.....	430
32527 - Telco Power Supply Warning.....	430
32528 - Invalid BIOS value.....	431
32529 - Server Kernel Dump File Detected.....	431
32530 - Server Upgrade Fail Detected.....	431
32531 - Half Open Socket Warning.....	432
32532 - Server Upgrade Pending Accept/Reject.....	432
32533 - Max pid warning.....	433
32534 - NTP Source Server Is Not Able To Provide Correct Time.....	433

32535 - RAID disk resync.....	433
32536 - Server Upgrade snapshot(s) warning.....	434
32540 - Power limit mismatch.....	434
32700 - Telco Switch Notification.....	435
32701 - HIDS Initialized.....	435
32702 - HIDS Baseline Deleted.....	435
32703 - HIDS Enabled.....	436
32704 - HIDS Disabled.....	436
32705 - HIDS Monitoring Suspended.....	436
32706 - HIDS Monitoring Resumed.....	437
32707 - HIDS Baseline Updated.....	437
QBus Platform (70000-70999).....	437
70001 - QP_procmgr failed.....	438
70002 - QP Critical process failed.....	438
70003 - QP Non-critical process failed.....	438
70004 - QP Processes down for maintenance.....	439
70005 - QP Cluster Status.....	439
70006 - QP Blade Status.....	440
70008 - QP Database Service Failed.....	440
70009 - QP Topology Configuration Mismatch.....	441
70010 - QP Failed Server-backup Remote Archive Rsync.....	441
70011 - QP Failed System-backup Remote Archive Rsync.....	442
70012 - QP Failed To Create Server Backup.....	442
70013 - QP Failed To Create System Backup.....	442
70015 - Route Add Failed.....	443
70016 - No Available VIP Route	443
70017 - No Available Static IP.....	444
70020 - QP Master database is outdated.....	444
70021 - QP slave database is unconnected to the master.....	445
70022 - QP Slave database failed to synchronize.....	445
70023 - QP Slave database lagging the master.....	445
70024 - QP Slave database is prevented from synchronizing with the master.....	446
70025 - QP Slave database is a different version than the master.....	446
70026 - QP Server Symantec NetBackup Operation in Progress.....	447
70028 - QP bonded interface is down.....	447
70029 - QP peer node bonded interface is down.....	448
70030 - QP backplane bonded interface is down.....	448
70031 - QP degrade because one or more interfaces are down.....	448
70032 - QP direct link does not work as configuration.....	449
70038 - QP has blocked IPv4 traffic on an OAM interface.....	449
70039 - QP has blocked IPv4 traffic on all interfaces.....	450

70040 – Failure to block IPv4 on the OAM interface.....	450
70041 – Failure to block IPv4 on the all interfaces.....	450
70042 – Failure to remove OAM IPv4 addresses from the cluster/site.....	451
70043 – Failure to remove all IPv4 addresses from the cluster/site.....	451
70044 – Failure to rollback changes for removing IPv4 addresses.....	451
70045 – DNS Server is not available.....	452
70050 – QP Timezone change detected.....	452
70500 – System Mixed Version.....	453
70501 – Cluster Mixed Version.....	453
70502 – Cluster Replication Inhibited.....	454
70503 – Server Forced Standby.....	454
70505 – ISO Mismatch.....	454
70506 – Upgrade Operation Failed.....	455
70507 – Upgrade In Progress.....	455
70508 – Server Is Zombie.....	456
Policy Server Alarms (71000-79999).....	456
71001 – Remote Diversion Not Possible.....	456
71002 – OM Stats Parse Error.....	457
71003 – OM Stats Exception Error.....	457
71004 – AM Conn Lost.....	457
71005 – OM Stats Value Exceed Error.....	458
71101 – DQOS Downstream Connection Closed.....	458
71102 – MSC Conn Lost.....	458
71103 – PCMM Conn Lost.....	459
71104 – DQOS AM Connection Closed.....	459
71204 – SPC Conn Closed.....	460
71402 – Connectivity Lost.....	460
71403 – Connectivity Degraded.....	460
71408 – Diameter New Conn Rejected.....	461
71414 – SCTP Path Status Changed.....	461
71605 – LDAP Conn Failed.....	462
71630 – DHCP Unexpected Event ID.....	462
71631 – DHCP Unable to Bind Event ID.....	462
71632 – DHCP Response Timeout Event ID.....	463
71633 – DHCP Bad Relay Address Event ID.....	463
71634 – DHCP Bad Primary Address Event ID.....	464
71635 – DHCP Bad Secondary Address Event ID.....	464
71684 – SPR Connection Closed.....	464
71685 – MSR DB Not Reachable.....	465
71702 – BRAS Connection Closed.....	465
71703 – COPS Unknown Gateway.....	465

71801 – PCMM No PCEF.....	466
71805 – PCMM Non Connection PCEF.....	466
72198 – SMSR SMSC Switched to Primary.....	467
72199 – SMSR SMSC Switched to Secondary.....	467
72210 – PCMM Reached Max Gates Event ID.....	467
72211 – PCMM Reached Max GPI Event ID.....	468
72501 – SCE Connection Lost.....	468
72549 – SMSR Queue Full.....	468
72559 – SMSR SMSC Connection Closed.....	469
72565 – SMSR SMTP Connection Closed.....	469
72575 – SMSR HTTP Connection Closed.....	470
72703 – RADIUS Server Failed.....	470
72706 - RADIUS Server Corrupt Auth.....	470
72904 – Diameter Too Busy.....	471
72905 – Radius Too Busy.....	471
74000 – Policy Server Critical Alarm.....	471
74001 – Policy Server Major Alarm.....	472
74002 – Policy Server Minor Alarm.....	472
74020 – Stats Files Generator Delete Expire Files.....	473
74021 – Files Synchronization Failure.....	473
74022 - Files Uploading Failure.....	473
74102 - CMTS Subnet Overlapped.....	474
74103 - NES Without CMTS IP.....	474
74602 - Multiple Active In Cluster Failure.....	475
74603 - Max Primary Cluster Failure Threshold.....	475
74604 - MPE Cluster Offline Failure.....	476
74605 - Subscriber Trace Backup Failure.....	476
75000 - Policy Library Loading Failed.....	476
77904 - BOD PCMM Too Busy.....	477
77905 - BOD DIAMETER Too Busy.....	477
78000 - ADS Connection Lost.....	478
78001 - Rsync Failed.....	478
79002 - Sess DB Size Reached Threshold	479
79003 - Avg Sess Size Reached Threshold.....	479
79004 - Bind DB Size Reached Threshold.....	479
79005 - Avg Bind Size Exceeded.....	480
79105 - Mediation SOAP Too Busy.....	480
79106 - SPR Connection Failed.....	481
79107 - Mediation Disk Quota Exceed.....	481
79108 - Mediation Disk No Space.....	481
79109 - SPR License Limit.....	482

79110 - Stats File Upload Fail.....	482
79120 - Batch Folder Disk Quota Exceeds.....	482
79995 - X1 Connection Lost.....	483
79996 - X2 Connection Lost.....	483
Policy Server Events (80000-89999).....	483
80001 - DB State Transition.....	483
80002 - MySQL Relay Log Dropped.....	484
80003 - QP MySQL DB Level.....	484
82704 - Binding Release Task.....	485
84004 - Policy Info Event.....	485
86001 - Application Is Ready.....	485
86100 - CMP User Login.....	486
86101 - CMP User Login Failed.....	486
86102 - CMP User Logout.....	486
86200 - CMP User Promoted Server.....	487
86201 - CMP User Demoted Server.....	487
86300 - Sh Enable Failed.....	487
86301 - Sh Disable Failed.....	488
86303 - NW-CMP Apply Failed.....	488
86304 - S-CMP Unreachable.....	488
86305 - S-CMP Split Brain.....	489
86306 - CMP Apply Failed.....	489
86307 - S-CMP Sync Fails.....	489
86308 - NCMP Ref Obj Miss.....	490

Appendix A: Possible Result Codes During Rx-to-PCMM

Operation.....	491
Error Codes and Conditions	492

Appendix B: Obsolete Alarms.....494

Obsolete Platform Alarms.....	495
32100 - Breaker Panel Feed Unavailable.....	495
32101 - Breaker Panel Breaker Failure.....	495
32102 - Breaker Panel Monitoring Failure.....	495
32103 - Power Feed Unavailable.....	496
32104 - Power Supply 1 Failure.....	496
32105 - Power Supply 2 Failure.....	496
32106 - Power Supply 3 Failure.....	497
32107 - Raid Feed Unavailable.....	497

32108 - Raid Power 1 Failure.....	497
32109 - Raid Power 2 Failure.....	498
32110 - Raid Power 3 Failure.....	498
32111 - Device Failure.....	498
32112 - Device Interface Failure.....	499
32302 - Server RAID disk error.....	499
32306 - Server RAM shortage error.....	500
32309 - Eagle Network A Error.....	500
32310 - Eagle Network B Error.....	500
32311 - Sync Network Error.....	501
32319 - Device error.....	501
32328 - DRBD is unavailable.....	501
32329 - DRBD is not replicating.....	502
32330 - DRBD peer problem.....	502
32334 - Multipath device access link problem.....	503
32503 - Server RAM shortage warning.....	503
32504 - Software Configuration Error.....	504
32523 - DRBD failover busy.....	504
32537 - FIPS subsystem warning event.....	504
Obsolete QBus Alarms.....	505
70005 – QP Cluster Status.....	505
70006 - QP Blade Status.....	505
70008 - QP DB Service Failed.....	506
70009 – QP Topology Configuration Mismatch.....	506
70027 – QP Server Network Config Error.....	507
Glossary.....	508

List of Figures

Figure 1: Breaker Panel LEDs.....409

Figure 2: Breaker Panel Setting.....410

List of Tables

Table 1: Admonishments.....	36
Table 2: Alarm and Event Types.....	360
Table 3: PCMM Error Codes to Diameter Result-Codes Mapping.....	492
Table 4: Non-PCMM Error Conditions to Diameter Result-Codes Mapping.....	493

Chapter 1

Introduction

Topics:

- [*About this Guide.....35*](#)
- [*How This Guide Is Organized.....35*](#)
- [*Scope and Audience.....35*](#)
- [*Documentation Admonishments.....36*](#)
- [*Related Publications.....36*](#)
- [*Locate Product Documentation on the Oracle Help Center Site.....36*](#)
- [*Customer Training.....37*](#)
- [*My Oracle Support \(MOS\).....37*](#)
- [*Emergency Response.....38*](#)

This chapter provides a content overview of this guide with a brief summary about incidents, notifications, and the ID ranges for alarms and events. It also includes contact information and how to locate product documentation on My Oracle Support.

About this Guide

The *Policy Management Troubleshooting Reference* compiles all available notifications, including any alarms or events generated by the system or a Policy action. Alarms alert an operator to action, while events provide information about an expected incident and can be used for debugging purposes. These notifications are sent from different areas of the Policy Management system and are stored for active viewing or historical purposes.

The *Policy Management Troubleshooting Reference* provides all available notifications that do not generate an alarm. Notifications use a 3-, 4-, or 5-digit ID, such as 401, 1683, or 10001.

Alarms and events are grouped under an ID range, which is associated with the type of alarm or event:

- [*Platform \(31000-32800\)*](#)
- [*QBus Platform \(70000-70999\)*](#)
- [*Policy Server Alarms \(71000-79999\)*](#)
- [*Policy Server Events \(80000-89999\)*](#)

How This Guide Is Organized

The information in this guide is presented in the following order:

- [*Introduction*](#)
- [*Incidents, Notifications, and Logs Overview*](#)
 - [*About Incidents*](#)
 - [*About Notifications*](#)
 - [*About Logs*](#)
- [*Trace Log Notifications*](#)
- [*Alarms and Events*](#)
 - [*Alarms formatting information*](#)
 - [*Alarm and Event Severity Levels*](#)
 - [*Platform \(31000-32800\)*](#)
 - [*QBus Platform \(70000-70999\)*](#)
 - [*Policy Server Alarms \(71000-79999\)*](#)
 - [*Policy Server Events \(80000-89999\)*](#)
- [*Possible Result Codes During Rx-to-PCMM Operation*](#)
- [*Obsolete Alarms*](#)





Scope and Audience

This guide is intended for trained and qualified system operators and administrators who are responsible for managing a Policy Management system.

Documentation Admonishments

Admonishments are icons and text throughout this manual that alert the reader to assure personal safety, to minimize possible service interruptions, and to warn of the potential for equipment damage.

Table 1: Admonishments

Icon	Description
 DANGER	Danger: (This icon and text indicate the possibility of <i>personal injury</i> .)
 WARNING	Warning: (This icon and text indicate the possibility of <i>equipment damage</i> .)
 CAUTION	Caution: (This icon and text indicate the possibility of <i>service interruption</i> .)
 TOPPLE	Topple: (This icon and text indicate the possibility of <i>personal injury and equipment damage</i> .)

Related Publications

For information about additional publications that are related to this document, refer to the *Related Publications Reference* document, which is published as a separate document on the Oracle Help Center site. See [Locate Product Documentation on the Oracle Help Center Site](#) for more information.

Locate Product Documentation on the Oracle Help Center Site

Oracle Communications customer documentation is available on the web at the Oracle Help Center (OHC) site, <http://docs.oracle.com>. You do not have to register to access these documents. Viewing these files requires Adobe Acrobat Reader, which can be downloaded at <http://www.adobe.com>.

1. Access the Oracle Help Center site at <http://docs.oracle.com>.
2. Click **Industries**.

3. Under the Oracle Communications subheading, click the **Oracle Communications documentation** link.
The Communications Documentation page appears. Most products covered by these documentation sets will appear under the headings “Network Session Delivery and Control Infrastructure” or “Platforms.”
4. Click on your Product and then the Release Number.
A list of the entire documentation set for the selected product and release appears.
5. To download a file to your location, right-click the **PDF** link, select **Save target as** (or similar command based on your browser), and save to a local folder.

Customer Training

Oracle University offers training for service providers and enterprises. Visit our web site to view, and register for, Oracle Communications training:

<http://education.oracle.com/communication>

To obtain contact phone numbers for countries or regions, visit the Oracle University Education web site:

www.oracle.com/education/contacts

My Oracle Support (MOS)

MOS (<https://support.oracle.com>) is your initial point of contact for all product support and training needs. A representative at Customer Access Support (CAS) can assist you with MOS registration.

Call the CAS main number at 1-800-223-1711 (toll-free in the US), or call the Oracle Support hotline for your local country from the list at <http://www.oracle.com/us/support/contact/index.html>. When calling, make the selections in the sequence shown below on the Support telephone menu:

1. Select **2** for New Service Request
2. Select **3** for Hardware, Networking and Solaris Operating System Support
3. Select one of the following options:
 - For Technical issues such as creating a new Service Request (SR), Select **1**
 - For Non-technical issues such as registration or assistance with MOS, Select **2**

You will be connected to a live agent who can assist you with MOS registration and opening a support ticket.

MOS is available 24 hours a day, 7 days a week, 365 days a year.

Emergency Response

In the event of a critical service situation, emergency response is offered by the Customer Access Support (CAS) main number at 1-800-223-1711 (toll-free in the US), or by calling the Oracle Support hotline for your local country from the list at <http://www.oracle.com/us/support/contact/index.html>. The emergency response provides immediate coverage, automatic escalation, and other features to ensure that the critical situation is resolved as rapidly as possible.

A critical situation is defined as a problem with the installed equipment that severely affects service, traffic, or maintenance capabilities, and requires immediate corrective action. Critical situations affect service and/or system operation resulting in one or several of these situations:

- A total system failure that results in loss of all transaction processing capability
- Significant reduction in system capacity or traffic handling capability
- Loss of the system's ability to perform automatic system reconfiguration
- Inability to restart a processor or the system
- Corruption of system databases that requires service affecting corrective actions
- Loss of access for maintenance or recovery operations
- Loss of the system ability to provide any required critical or major trouble notification

Any other problem severely affecting service, capacity/traffic, billing, and maintenance capabilities may be defined as critical by prior discussion and agreement with Oracle.

Chapter 2

Incidents, Notifications, and Logs Overview

Topics:

- [About Incidents.....40](#)
- [About Notifications.....40](#)
- [About Logs.....40](#)
- [Viewing Policy Server Logs.....41](#)
- [Activity Logs per Subscriber.....48](#)

This chapter describes the concepts of incidents, notifications, and logs, and provides a procedure for configuring log settings.

About Incidents

There are two types of incidents:

System incident	An occurrence in the system, such as establishing a connection to a remote server. The system incident is further divided into platform-level and application-level incidents. Platform-level system incidents send alarms and events; application-level system incidents send trace log notifications, and in some cases, alarms and events.
Policy Action incident	Occurs when an operator uses policy actions to generate notifications based on policy execution. Policy action incidents can send trace log notifications, syslog notifications, and alarms and events.

The incident definition contains details about all notifications, such as trace log severity, message text, and alarm or event information.

Incidents can generate notifications. An example incident is trace event ID 1004 PCMM: `Lost connection with AM {ID}` which can generate an event in the trace log and an alarm as well as an SNMP trap. Some incidents can generate more than one type of notification. For example, a trace log notification and an alarm. The ID number indicates the source of the alarm or event as shown in the ID ranges below:

- [Platform \(31000-32800\)](#)
- [QBus Platform \(70000-70999\)](#)
- [Policy Server Alarms \(71000-79999\)](#)
- [Policy Server Events \(80000-89999\)](#)

About Notifications

A notification is a message sent by an incident. There are various logging mechanisms that receive these notifications, as well as an alarm system to notify operators of issues that may need action. Notifications may generate a trace log, syslog, and an alarm or event.

About Logs

Log files receive various types of notifications and log them for historical purposes.

There are several types of logs:

- Trace Log
- Policy Log
- Syslog
- SMS Log
- SMPP Log
- SMTP Log

- HTTP Log
- Session Synchronization Log

Refer to the *CMP User Guide* for information on viewing logs.

Viewing Policy Server Logs

The log files trace the activity of a Policy Management device. The system handles log file writing, compression, forwarding, and rotation automatically. You can view and configure the logs for an individual cluster.

To view the log:

1. From the **Policy Server** section of the navigation pane, select **Configuration**.
The content tree displays a list of policy server groups.
2. From the content tree, select the Policy Management device.
The **Policy Server Administration** page opens in the work area.
3. Select the **Logs** tab.

Depending on your mode and release, you can configure the following logs:

- **Trace log** — Records application-level notifications.
- **Trace Log Forwarding** — Forwards cluster-level notifications.
- **Policy Log Settings** — Records the policy-level messages.
- **Policy Syslog Forwarding** — Records policy-processing activity. Supports the standard UNIX logging system, in conformance with RFC 3164.
- **SMS log** — Contains all Short Messaging Service messages sent by the MPE device as well as any ACK messages received from an SMS Center (SMSC) server or its equivalent
- **SMPP log** — Contains all Short Message Peer-to-Peer Protocol (SMPP) notifications sent by the MPE device as well as delivery receipts from a Short Message Service Center (SMSC) server.
- **SMTP log** — Contains all Simple Mail Transfer Protocol (SMTP) messages sent by the MPE device.
- **HTTP log** — Contains all Hypertext Transfer Protocol (HTTP) messages sent by the MPE device.
- **Session Synchronization log** — Contains information on Video on Demand (VoD) session synchronization.

Note: For more information about the **Session Synchronization log**, refer to the *CMP User's Guide* for your release.

Viewing the Trace Log

The trace log records Policy Management application notifications, such as protocol messages, policy messages, and custom messages generated by policy actions, for individual servers. Trace logs are not replicated between servers in a cluster, but they persist after failovers. You can use the trace log to debug problems by tracing through application-level messages.

The activity of the Policy Rules Engine is recorded in a trace log at eight levels: Emergency (ID 4560), Alert (ID 4561), Critical (ID 4562), Error (ID 4563), Warning (ID 4564), Notice (ID 4565) Info (ID 4566),

and Debug (ID 4567). You can configure the severity level of messages that are recorded in the trace log.

To view the Trace log:

1. Select the device to view:
 - To view an MPE device, from the **Policy Server** section of the navigation pane, select **Configuration**.
 - To view an MRA device, from the **MRA** section of the navigation pane, select **Configuration**.

The content tree displays a list of groups; the initial group is **ALL**.

2. From the content tree, select the device.
The appropriate **Administration** page opens in the work area.
3. On the **Administration** page, select the **Logs** tab.
Log information for the selected device is displayed.



4. Click **View Trace Log**.

While data is being retrieved, the in-progress message *Scanning Trace Logs* appears.

When the **Trace Log Viewer** window opens in a new browser window, all events contain the following information:

- **Date/Time** — Event timestamp. This time is relative to the server time.
- **Code** — The event code or ID number.
- **Severity** — Severity level of the event. Application-level trace log entries are not logged at a higher level than Error.
- **Message** — The message associated with the event. If additional information is available, the event entry shows as a link. Click the link to see additional detail in the frame below.

5. Filter the events displayed using the following:

- **Trace Log Viewer for Server** — Select the individual server within the cluster.
- **Start Date/Time** — Click , select the starting date and time, then click **Enter**.
- **End Date/Time** — Click , select the ending date and time, then click **Enter**.
- **Trace Codes** — Enter one or a comma-separated list of trace code IDs. Trace code IDs are integer strings up to 10 digits long.
- **Use timezone of remote server for Start Date/Time** — Select to use the time of a remote server (if it is in a different time zone) instead of the time of the CMP server.
- **Severity** — Filter by severity level. Events with the selected severity and higher are displayed. For example, if the severity selected is **Warning**, the trace log displays events with the severity level **warning** and higher.
- **Contains** — Enter a text string to search for. For example, if you enter **connection**, all events containing the word **connection** display.

Note: The **Start Date/Time** setting overrides the **Contains** setting. For example, if you search for events happening this month, and search for a string in events last month and this month, only results from this month are listed.

6. After entering the filtering information, click **Search**.
The selected events are displayed. By default, the window displays 25 events per page.
7. To change the number of events per page, select a value from the **Display results per page** list.
You can change this to 50, 75, or 100 events per page.

Note: Events that occur after the Trace Log Viewer starts are not visible until you refresh the display.

8. To refresh the display, click any of the following:
 - **Show Most Recent** — Applies filter settings and refreshes the display. This displays the most recent log entries that fit the filtering criteria.
 - **Next/Prev** — When the number of trace log entries exceeds the page limit, pagination is applied. Use the **Prev** or **Next** buttons to navigate through the trace log entries. When the **Next** button is not visible, you have reached the most recent log entries; when the **Prev** button is not visible, you have reached the oldest log entries.
 - **First/Last** — When the number of trace log entries exceeds the page limit, pagination is applied. Use the **First** and **Last** buttons to navigate to the beginning or end of the trace log. When the **Last** button is not visible, you have reached the end; when the **First** button is not visible, you have reached the beginning.
9. Click **Close**.
The trace log window closes.

Syslog Support

Notifications generated by policy actions are sent to the standard UNIX syslog. No other notifications are forwarded to the syslog. For information on policy actions, see the *Policy Wizard Reference*.

Note: This feature is separate from the TPD syslog support.

You can define multiple destinations for notifications and filter notifications by severity level. For more information, see [Configuring Log Settings](#).

The SMS Log

Note: This feature is not supported in Wireline mode.

The SMS log, `/var/Camiant/log/smsr.log`, contains all Short Message Service (SMS) messages sent by the MPE device as well as any ACK messages received from an SMS Center (SMSC) server or its equivalent. You can configure the severity level as well as the destination IP addresses of messages that are written to the SMS log. The default severity level is WARN. See [Configuring Log Settings](#) for more information.

The SMPP Log

Note: This feature is not supported in Wireline mode.

The SMPP log is a policy action-generated notification that contains all Short Message Peer-to-Peer Protocol notifications sent by the MPE device as well as delivery receipts from a Short Message Service Center (SMSC) server. In SMPP or XML mode, SMPP information appears on the **Logs** tab of the **Policy Server Administration** page. You can modify the severity of messages that are written to the SMPP log on the MPE configuration page. The default severity is WARN. See [Configuring Log Settings](#) to modify the settings.

The SMTP Log

Note: This feature is not supported in Wireline mode.

The SMTP log contains all Simple Mail Transfer Protocol (SMTP) messages sent by the MPE device, as well as any ACK messages received from a Mail Transfer Agent (MTA). In SMPP or XML mode, the SMTP log information appears on the **Logs** tab of the **Policy Server Administration** page. You can modify the severity level of messages that are written to the SMTP log on the MPE configuration page. The default severity is WARN. See [Configuring Log Settings](#) to modify the settings.

The HTTP Log

Note: This feature is not supported in Wireline mode.

The HTTP log contains all Hypertext Transfer Protocol (HTTP) messages sent by the MPE device. In SMPP or XML mode, the HTTP log information appears on the **Logs** tab of the **Policy Server Administration** page. You can modify the severity level of messages that are written to the HTTP log on the MPE configuration page. The default severity is WARN. See [Configuring Log Settings](#) for more information.

Configuring Log Settings

To configure the log settings for the servers in a cluster:

1. From the **Policy Server** section of the navigation pane, select **Configuration**.
The content tree displays a list of server groups; the initial group is **ALL**.
2. From the content tree, select the **ALL** group.
The **Policy Server Administration** page opens in the work area.
3. Select an MPE device from the list.
The **Policy Server Administration** page opens in the work area and details the configuration settings of the selected device.
4. Select the **Logs** tab.
The **Policy Server Administration** page opens and details the logs configuration settings for the specified device.
5. To edit the logs configuration settings, click **Modify**.
The editable fields open in the work area.
6. In the **Modify Trace Log Settings** section of the page, select the **Trace Log Level** from the list.
This setting indicates the minimum severity of messages that are recorded in the trace log. These severity levels correspond to the syslog message severities from RFC 3164 *The BSD syslog Protocol*. Adjusting this setting allows new notifications, at or above the configured severity, to be recorded in the trace log. The levels are:
 - **Emergency** — Provides the least amount of logging, recording only notification of events causing the system to be unusable.
 - **Alert** — Action must be taken immediately in order to prevent an unusable system.
 - **Critical** — Events causing service impact to operations.
 - **Error** — Designates error events which may or may not be fatal to the application.
 - **Warning** (default) — Designates potentially harmful situations.

- **Notice** — Provides messages that may be of significant interest that occur during normal operation.
- **Info** — Designates informational messages highlighting overall progress of the application.
- **Debug** — Designates information events of lower importance.



Caution: Before changing the default logging level, consider the implications. Lowering the **Trace Log Level** setting from its default value (for example, from **Warning** to **Info**) causes more notifications to be recorded in the trace log and can adversely affect performance. Similarly, raising the log level setting (for example, from **Warning** to **Alert**) causes fewer notifications to be recorded in the trace log, and may cause you to miss important notifications.

7. (Cable mode only) You can enable and configure **Trace Log Forwarding Settings** for individual clusters.

Note: The CMP system provides log forwarding configuration for all products that have trace logs: MPE, MRA, MA, BoD, and the CMP itself.

For each cluster, enter the following:

- a) Select to enable **Enable Trace Log Forwarding** in the **Modify Trace Log Forwarding Settings** section of the page.
The Trace Log Forwarding settings become editable.
- b) Enter a valid **Hostname/IP Address** for each device receiving the trace logs.

Note: The system validates the IP address is unique based on the literal value. It does not resolve the host name or check the short pattern IPv6 to the full pattern IPv6 address.

- c) Select the appropriate **Severity** level for the trace logs being forwarded for each cluster. See [Step 6](#) for a description of each level.

8. In the **Modify Policy Log Settings** section of the page, configure the **Policy Log Level**.

This setting indicates the minimum severity of messages that are recorded in the policy log for all policies. The levels are:

- **OFF** — No messages are recorded.
- **DEBUG** — All messages are recorded.
- **INFO** — Only informational messages are recorded.
- **WARN** (default) — Only messages designating potentially harmful situations are recorded.

9. (Wireline mode only) Configure the **Maximum Trace Log File Size** (in KB).

The system will maintain up to this number of trace log files, removing old files when it reaches this limit. The choices are 512, 1,024, 2,048, 4,096, 8,192, 16,384, or 32,678 KB. The default is 2,048 KB.

10. (Wireline mode only) Configure the **Maximum Trace Log File Count**. The system manages rotation of log files automatically.

The range is 2–8 files. The default is 8 files.

11. (Wireline mode only) To configure the trace log forwarding settings, for each system, enter the following:

- a) **Hostname/IP Addresses** — Remote system host name or IPv4 address.



Caution: Forwarding addresses are not checked for loops. If you forward events on System A to System B, and then forward events on System B back to System A, a message flood can result, causing dropped packets.

b) **Severity** — Filters the severity of notifications that are written to the log:

- **Emergency** — Provides the least amount of logging, recording only notification of events causing the system to be unusable.
- **Alert** — Action must be taken immediately in order to prevent an unusable system.
- **Critical** — Events causing service impact to operations.
- **Error** — Designates error events which may or may not be fatal to the application.
- **Warning** — Designates potentially harmful situations.
- **Notice** — Provides messages that may be of significant interest that occur during normal operation.
- **Info** (default) — Designates informational messages highlighting overall progress of the application.
- **Debug** — Designates information events of lower importance.

12. (Wireline mode only) In the **Policy Log Forwarding Configuration** section of the page, select **Enable Policy Log Forwarding** to forward the policy log to remote locations.

13. (Wireless mode only) To configure the **Modify Policy Syslog Forwarding Settings**, for each system, enter the following:

a) **Hostname/IP Addresses** — Remote system host name or IP address (either IPv4 or IPv6 format).



Caution: Forwarding addresses are not checked for loops. If you forward events on System A to System B, and then forward events on System B back to System A, a message flood can result, causing dropped packets.

b) **Facility** — Select from **Local0** (default) to **Local7**.

c) **Severity** — Filters the severity of notifications that are written to syslog:

- **Emergency** — Provides the least amount of logging, recording only notification of events causing the system to be unusable.
- **Alert** — Action must be taken immediately in order to prevent an unusable system.
- **Critical** — Events causing service impact to operations.
- **Error** — Designates error events which may or may not be fatal to the application.
- **Warning** (default) — Designates potentially harmful situations.
- **Notice** — Provides messages that may be of significant interest that occur during normal operation.
- **Info** — Designates informational messages highlighting overall progress of the application.
- **Debug** — Designates information events of lower importance.

14. (Wireless SMPP mode only) In the **Modify SMPP Log Settings** section of the page, configure the following:

a) **SMPP Log Level** — Indicates the severity of messages that are written to the file `SMPP.log`. Adjusting this setting allows any new events, at or above the configured severity, to be written to the SMPP log.

Note: You can optionally enable the syslog forwarding address for new logs.

Valid levels are:

- **OFF** — Turns off logging.
- **ERROR** — Designates error events which may or may not be fatal.
- **WARN** (default) — Designates potentially harmful situations.
- **INFO** — Designates informational messages highlighting overall progress.
- **DEBUG** — Designates information events of lower importance.
- **TRACE** — Designates informational events of very low importance.
- **ALL** — Records all logging levels.

- b) **SMPP Log Forwarding IP Addresses** — You can forward SMPP log entries to multiple syslog servers.

15. (Wireless SMPP mode only) In the **Modify SMTP Log Settings** section of the page, configure the **SMTP Log Level**.

This setting indicates the minimum severity of messages that are recorded in the SMTP log. These severity levels correspond to the syslog message severities from RFC 3164 *The BSD syslog Protocol*. Adjusting this setting allows new notifications, at or above the configured severity, to be recorded in the SMTP log. The levels are:

- **OFF** — Turns off logging.
- **ERROR** — Designates error events which may or may not be fatal.
- **WARN** (default) — Designates potentially harmful situations.
- **INFO** — Designates informational messages highlighting overall progress.
- **DEBUG** — Designates information events of lower importance.
- **TRACE** — Designates informational events of very low importance.
- **ALL** — Records all logging levels.

16. (Wireless mode only) In the **Modify HTTP Log Settings** section of the page, configure the **HTTP Log Level**.

This setting indicates the minimum severity of messages that are recorded in the HTTP log. Adjusting this setting allows new notifications, at or above the configured severity, to be recorded in the HTTP log. The levels are:

- **OFF** — Turns off logging.
- **ERROR** — Designates error events which may or may not be fatal.
- **WARN** (default) — Designates potentially harmful situations.
- **INFO** — Designates informational messages highlighting overall progress.
- **DEBUG** — Designates information events of lower importance.
- **TRACE** — Designates informational events of very low importance.
- **ALL** — Records all logging levels.

17. (Wireline mode only) To configure session synchronization log settings:

- a) In the **Modify Session Synchronization Log Settings** section of the page, select **Enable Session Synchronization Log** to enable the session synchronization log.
The **Number of Session Synchronization Log Files** field displays.
- b) Enter the **Number of Session Synchronization Log Files**.
The system manages rotation of log files automatically. The range is 2–10 files. The default is 10 files.

18. Click **Save**.

The log settings are configured.

Activity Logs per Subscriber

Note: Policy Management release 10.4.2 does not support this feature.

You can enhance the Policy Management monitoring capability by enabling users to input a subscriber ID that allows a log to capture all subscriber-related Policy device triggers and events received, policies evaluated and run, policy actions, and evaluations during the time frame defined while this Subscriber Activity Log is active.

Please refer to the appropriate *CMP User's Guide* for your system mode for more information about the Subscriber Activity Log.

Chapter 3

Trace Log Notifications

Topics:

- [Expanded List.....50](#)

This chapter lists Trace Log notifications. The incident ID number is also the Trace Log notification ID number. Trace Log notifications may have more than one severity. Each severity is listed with its applicable action. See [Viewing the Trace Log](#) for details.

Note: Trace log codes for all modes are represented in this list (cable, wireline, and wireless).

Expanded List

Note: The trace log number and title are derived from the Identifier and Defining Incident as defined in the system. Some trace log numbers and titles may be duplicated based on the system release and mode (that is, wireless, cable, or wireline).

1 – BoD TraceLog Init

Message	Initialized trace log.
Description	The CMP scheduler has initialized its interface to the trace log.
Severity	Info
Notification	Trace Log
Alarm	No
Trap	No
Server	DC
Group	Data Collection Task
Recovery	
	No action required.

2 – OSSI Collector Conn Establish

Message	OSSI collector establishing connection to <i>{type}</i> .
Description	The OSSI Collector is trying to connect to the specified database address.
Severity	Info
Notification	Trace Log
Alarm	No
Trap	No
Server	DC
Group	Data Collection Task
Recovery	
	No action required.

3 – OSSI Collector Error

Message	Error occurred during OSSI collector run: <i>{type}</i> .
----------------	---

Description	The application that collects information from the OSS has experienced an error.
Severity	Critical
Notification	Trace Log
Alarm	No
Trap	No
Server	DC
Group	Data Collection Task
Recovery	
Check that the OSS database is online and available.	

4 – OSSI Collector Start

Message	Starting OSSI Collector run.
Description	The OSSI Collector task is starting its scheduled run.
Severity	Info
Notification	Trace Log
Alarm	No
Trap	No
Server	DC
Group	Data Collection Task
Recovery	
No action required.	

5 – OSSI Collector End

Message	OSSI Collector run completed.
Description	The OSSI Collector task has finished its scheduled run.
Severity	Info
Notification	Trace Log
Alarm	No
Trap	No
Server	DC
Group	Data Collection Task
Recovery	
No action required.	

6 – OSSI Collector Abort

Message	OSSI collector run aborted.
Description	The application that collects information from the OSS has been canceled due to user intervention.
Severity	Critical
Notification	Trace Log
Alarm	No
Trap	No
Server	DC
Group	Data Collection Task
Recovery	No action required.

7 – OSSI Collector Config Read Error

Message	OSSI collector error reading configuration file: <i>{file name}</i> .
Description	The specified configuration file is not present or not readable.
Severity	Critical
Notification	Trace Log
Alarm	No
Trap	No
Server	DC
Group	Data Collection Task
Recovery	If the problem persists, contact My Oracle Support (MOS) .

8 – OSSI Collector Connection Success

Message	OSSI Collector established connection.
Description	The OSSI Collector has successfully connected to the OSS database.
Severity	Info
Notification	Trace Log
Alarm	No
Trap	No

Server	DC
Group	Data Collection Task
Recovery	
	No action required.

9 – OSSI Collector Connection Fail

Message	OSSI collector could not establish connection <i>{host name: port num}</i> .
Description	The application that collects information from the OSS cannot connect to the specified OSS network element.
Severity	Critical
Notification	Trace Log
Alarm	No
Trap	No
Server	DC
Group	Data Collection Task
Recovery	
	1. Check that the OSS database is online and available.
	2. If the problem persists, contact My Oracle Support (MOS) .

10 – OSSI Collector No CMTS Nodes

Message	OSSI collector did not find CMTS nodes for CMTS: <i>{name}</i> .
Description	The OSSI Collector did not find CMTS nodes for the specified CMTS.
Severity	Notice
Notification	Trace Log
Alarm	No
Trap	No
Server	DC
Group	Data Collection Task
Recovery	
	No action required.

11 – OSSI Collector No Subs for CMTS

Message	OSSI collector did not find Subscribers for CMTS node: <i>{name}</i> .
Description	The OSSI Collector did not find subscribers for the specified CMTS node.
Severity	Notice
Notification	Trace Log
Alarm	No
Trap	No
Server	DC
Group	Data Collection Task
Recovery	No action required.

12 – OSSI Collector Config Param Not Found

Message	OSSI collector did not find configuration parameter: <i>{parameter name}</i> .
Description	The specified parameter (for example, the host name, user name, or password) for the OSSI Collector task was not configured.
Severity	Notice
Notification	Trace Log
Alarm	No
Trap	No
Server	DC
Group	Data Collection Task
Recovery	If the problem persists, contact My Oracle Support (MOS) .

13 – OSSI Collector Validate Error

Message	Error validating <i>{field}</i> .
Description	The OSSI Collector task retrieved a field from the OSS database that is invalid (for example, a malformed subnet address).
Severity	Notice
Notification	Trace Log
Alarm	No

Trap	No
Server	DC
Group	Data Collection Task

Recovery

Check the field's value in the OSS database.

14 – DC Started

Message	Data Collector started.
Description	The Data Collector has initialized and started.
Severity	Info
Notification	Trace Log
Alarm	No
Trap	No
Server	DC
Group	Data Collection Task

Recovery

No action required.

21 – Subnet SNMP Coll Task Start

Message	Starting Subnet SNMP Collector task.
Description	The Subnet SNMP Collector task is starting its scheduled run.
Severity	Info
Notification	Trace Log
Alarm	No
Trap	No
Server	DC
Group	Data Collection Task

Recovery

No action required.

22 – Subnet SNMP Coll Task Timeout

Message	SNMP timeout while collecting {1} Subnet data from CMTS {name}.
----------------	---

Description	The Subnet SNMP Collector task timed out. The application requesting the specified subnet data from the network element did not receive a response from the specified network element.
Severity	Warning
Notification	Trace Log
Alarm	No
Trap	No
Server	DC
Group	Data Collection Task
Recovery	Check that the network element is online and available.

23 – Subnet SNMP Coll Task Error

Message	SNMP error <i>{type}</i> while collecting <i>{2}</i> Subnet data from CMTS <i>{name}</i> .
Description	The Subnet SNMP Collector task encountered an error. The application requesting the specified subnet data from the identified network element received an unexpected response.
Severity	Warning
Notification	Trace Log
Alarm	No
Trap	No
Server	DC
Group	Data Collection Task
Recovery	Check that the network element is online and available.

24 – Subnet SNMP Coll Task Skip

Message	Skipping <i>{1}</i> Subnet collection from CMTS <i>{name}</i> because the SNMP community string is empty.
Description	The Subnet SNMP Collector task cannot poll the specified CMTS because the SNMP community string is not configured for it.
Severity	Info
Notification	Trace Log
Alarm	No

Trap	No
Server	DC
Group	Data Collection Task

Recovery

If the message indicates any failures, check the system logs for specific cause.

25 – BOD Classifier Not Active

Message	Classifier not active for SUBIP={0}; SUBPORT={1}; DESTIP={2}; DESTPORT={3} - request ignored.
Description	The BoD Classifier for the specified subscriber IP address and port number is not active for the subscriber. The request was ignored.
Severity	Warning
Notification	Trace Log
Alarm	No
Trap	No
Server	BoD
Group	Data Collection Task

Recovery

If the problem persists, contact [My Oracle Support \(MOS\)](#).

26 – BOD Classifier Active Exit Sub IP

Message	Classifier already active for EXTSUBIP={0}; EXTSUBIPMASK={1}; EXTSUBPORTSTART={2}; EXTSUBPORTEND={3}; EXTDESTIP={4}; EXTDESTIPMASK={5}; EXTDESTPORTSTART={6}; EXTDESTPORTEND={7}
Description	The BoD Classifier is already active for the specified exit subscriber IP address.
Severity	Warning
Notification	Trace Log
Alarm	No
Trap	No
Server	BoD
Group	Data Collection Task

Recovery

If the problem persists, contact [My Oracle Support \(MOS\)](#).

38 – Subnet SNMP Collector Task Status

Message	Subnet Snmp Collector Task Status CMTSs Processed: <i>{num}</i> Failures: <i>{num}</i> Subnets Discovered: <i>{num}</i> Added: <i>{num}</i> Updated: <i>{num}</i> Removed: <i>{num}</i> Elapsed time: <i>{time}</i> sec.
Description	The number of CMTSes processed and the number of subnets discovered by the Subnet SNMP Collector task.
Severity	Info
Notification	Trace Log
Alarm	No
Trap	No
Server	DC
Group	Data Collection Task

Recovery

If the message indicates any failures, check the system logs for specific cause.

39 – Subnet SNMP Collector Task End

Message	Finishing Subnet Snmp Collector task.
Description	The Subnet SNMP Collector task finished its scheduled run.
Severity	Info
Notification	Trace Log
Alarm	No
Trap	No
Server	DC
Group	Data Collection Task

Recovery

No action required.

41 – DC SNMP Collector Start

Message	Starting Service Class Snmp Collector task.
Description	The Service Class SNMP Collector task is starting its scheduled run.
Severity	Info
Notification	Trace Log
Alarm	No

Trap	No
Server	DC
Group	Data Collection Task
Recovery	No action required.

42 – DC Collect Timeout

Message	SNMP timeout while collecting Service Class data from CMTS <i>{name}</i> .
Description	The application requesting the service class data from the network element did not receive a response from the identified network element.
Severity	Warning
Notification	Trace Log
Alarm	No
Trap	No
Server	DC
Group	Data Collection Task
Recovery	Check that the network element is online and available.

43 – DC Collect Error

Message	SNMP error <i>{type}</i> while collecting Service Class data from CMTS <i>{name}</i> .
Description	The application requesting the service class data from the network element received an unexpected response.
Severity	Warning
Notification	Trace Log
Alarm	No
Trap	No
Server	DC
Group	Data Collection Task
Recovery	Check that the network element is online and available.

44 – DC Empty Community

Message	Skipping Service Class collection from CMTS <i>{name}</i> because the SNMP community string is empty.
Description	The Service Class SNMP Collector task cannot poll the specified CMTS because the SNMP community string is not configured for it.
Severity	Info
Notification	Trace Log
Alarm	No
Trap	No
Server	DC
Group	Data Collection Task

Recovery

If the message indicates any failures, check the system logs for specific cause.

50 – BOD HTTP Request Success

Message	HTTP request success: <i>{ip address}</i>
Description	The BoD HTTP request was successful for the specified IP address.
Severity	Debug
Notification	Trace Log
Alarm	No
Trap	No
Server	DC
Group	Data Collection Task

Recovery

No action required.

58 – DC SNMP Collector Status

Message	Service Class Snmp Collector Task Status CMTSs Processed: <i>{num}</i> Failures: <i>{num}</i> Service Classes Discovered: <i>{num}</i> Added: <i>{num}</i> Updated: <i>{num}</i> Removed: <i>{num}</i> Elapsed time: <i>{time}</i> sec.
Description	The number of CMTSes processed and the number of service classes discovered by the Service Class SNMP Collector task.
Severity	Info

Notification	Trace Log
Alarm	No
Trap	No
Server	DC
Group	Data Collection Task

Recovery

If the message indicates any failures, check the system logs for specific cause.

59 – DC SNMP Collector Stop

Message	Finishing Service Class Snmp Collector task.
Description	The Service Class SNMP Collector task finished its scheduled run.
Severity	Info
Notification	Trace Log
Alarm	No
Trap	No
Server	DC
Group	Data Collection Task

Recovery

No action required.

61 – SNMP Collector Task Start

Message	Starting Subscriber Snmp Collector task.
Description	The Subscriber SNMP Collector task is starting its scheduled run.
Severity	Info
Notification	Trace Log
Alarm	No
Trap	No
Server	DC
Group	Data Collection Task

Recovery

No action required.

62 – SNMP Timeout

Message	SNMP timeout while collecting Subscriber data from CMTS <i>{name}</i> .
Description	The application requesting the subscriber data from the network element did not receive a response from the identified network element.
Severity	Warning
Notification	Trace Log
Alarm	No
Trap	No
Server	DC
Group	Data Collection Task

Recovery

Check that the network element is online and available.

63 – SNMP Error

Message	SNMP error <i>{type}</i> while collecting Subscriber data from CMTS <i>{name}</i> .
Description	The application requesting the subscriber data from the network element received an unexpected response.
Severity	Warning
Notification	Trace Log
Alarm	No
Trap	No
Server	DC
Group	Data Collection Task

Recovery

Check that the network element is online and available.

64 – Invalid Cable Modem MAC

Message	Invalid cable modem MAC address <i>{MAC address}</i> retrieved from CMTS <i>{name}</i> .
Description	The Subscriber SNMP Collector task retrieved an invalid cable modem IP address from the CMTS.
Severity	Notice
Notification	Trace Log

Alarm	No
Trap	No
Server	DC
Group	Data Collection Task
Recovery	

Check the field's value in the network element.

65 – Invalid Cable Modem IP

Message	Invalid cable modem IP address <i>{ip address}</i> for MAC <i>{mac address}</i> retrieved from CMTS <i>{name}</i> .
Description	The Subscriber SNMP Collector task retrieved an invalid cable modem IP address from the specified CMTS.
Severity	Notice
Notification	Trace Log
Alarm	No
Trap	No
Server	DC
Group	Data Collection Task
Recovery	

Check the field's value in the network element.

66 – Invalid CPE IP

Message	Invalid CPE IP address <i>{IP address}</i> behind cable modem <i>{MAC address}</i> retrieved from CMTS <i>{name}</i> .
Description	The Subscriber SNMP Collector task retrieved an invalid CPE IP address for the specified cable modem from the CMTS.
Severity	Notice
Notification	Trace Log
Alarm	No
Trap	No
Server	DC
Group	Data Collection Task
Recovery	

Check the field's value in the network element.

68 – SNMP Community Empty

Message	Skipping Subscriber collection from CMTS <i>{name}</i> because the SNMP community string is empty.
Description	The Subscriber SNMP Collector task cannot poll the specified CMTS because the SNMP community string is not configured for it.
Severity	Info
Notification	Trace Log
Alarm	No
Trap	No
Server	DC
Group	Data Collection Task

Recovery

If the message indicates any failures, check the system logs for specific cause.

70 – BOD SOAP Request Failure

Message	SOAP request failure: <i>{0}</i>
Description	The specified SOAP request failed.
Severity	Warning
Notification	Trace Log
Alarm	No
Trap	No
Server	BoD
Group	Data Collection Task

Recovery

If the problem persists, contact [My Oracle Support \(MOS\)](#).

78 – SNMP Collector Task Status

Message	Subscriber Snmp Collector Task Status CMTSs Processed: <i>{num}</i> Failures: <i>{num}</i> Accounts Discovered: <i>{num}</i> Added: <i>{num}</i> Updated: <i>{num}</i> Removed: <i>{num}</i> Elapsed time: <i>{time}</i> sec.
Description	The number of CMTSes processed and the number of accounts discovered by the Subscriber SNMP Collector task.
Severity	Info
Notification	Trace Log

Alarm	No
Trap	No
Server	DC
Group	Data Collection Task

Recovery

If the message indicates any failures, check the system logs for specific cause.

79 – SNMP Collector Task End

Message	Finishing Subscriber Snmp Collector task.
Description	The Subscriber SNMP Collector task finished its scheduled run.
Severity	Info
Notification	Trace Log
Alarm	No
Trap	No
Server	DC
Group	Data Collection Task

Recovery

No action required.

80 – BOD SOAP Request Success

Message	SOAP request success: {0}
Description	SOAP request is successful for the specified IP address.
Severity	Debug
Notification	Trace Log
Alarm	No
Trap	No
Server	BoD
Group	Data Collection Task

Recovery

No action required.

81 – DC CMTS Distributor Task Start

Message	Starting CMTS Distributor task.
Description	The CMTS Distributor task is starting its scheduled run.
Severity	Info
Notification	Trace Log
Alarm	No
Trap	No
Server	DC
Group	Data Collection Task
Recovery	No action required.

82 – DC CMTS Error

Message	Error while sending CMTS data to Policy Server: <i>{name}</i>
Description	The CMP server cannot connect to the specified policy server to push the network element data.
Severity	Warning
Notification	Trace Log
Alarm	No
Trap	No
Server	DC
Group	Data Collection Task
Recovery	Check that the policy server is online and available.

98 – DC CMTS Distributor Task Status

Message	CMTS Distributer Task Status Policy Server: <i>{name}</i> CMTS processed: <i>{num}</i> Added: <i>{num}</i> Updated: <i>{num}</i> Removed: <i>{num}</i> Elapsed time: <i>{time}</i> sec.
Description	The number of CMTSes processed by the CMTS Distributor task.
Severity	Info
Notification	Trace Log
Alarm	No
Trap	No

Server	DC
Group	Data Collection Task
Recovery	
	No action required.

99 – DC CMTS Distributor Task Stop

Message	Finishing the CMTS Distributor task.
Description	The CMTS Distributor task finished its scheduled run.
Severity	Info
Notification	Trace Log
Alarm	No
Trap	No
Server	DC
Group	Data Collection Task
Recovery	
	No action required.

100 – BOD Conn

Message	Established policy server connection to <i>{ip address}</i>
Description	A successful connection was established to the Policy Server at the specified IP address.
Severity	Warning
Notification	Trace Log
Alarm	No
Trap	No
Server	BoD
Group	Data Collection Task
Recovery	
	No action required.

101 – Sub Distributor Task Start

Message	Starting Subscriber Distributor task.
Description	The Subscriber Distributor task is starting its scheduled run.

Severity	Info
Notification	Trace Log
Alarm	No
Trap	No
Server	DC
Group	Data Collection Task
Recovery	
	No action required.

102 – Sub Distributor Task Delete Error

Message	Error while deleting Subscriber data from Policy Server: <i>{name}</i>
Description	The CMP server cannot connect to the specified policy server to modify the subscriber data.
Severity	Warning
Notification	Trace Log
Alarm	No
Trap	No
Server	DC
Group	Data Collection Task
Recovery	
	Check that the policy server is online and available.

103 – Sub Distributor Task Update Error

Message	Error while updating CMTS data on Policy Server: <i>{name}</i>
Description	The CMP server cannot connect to the specified Policy Server to modify the network element data.
Severity	Warning
Notification	Trace Log
Alarm	No
Trap	No
Server	DC
Group	Data Collection Task
Recovery	
	Check that the policy server is online and available.

104 – Sub Distributor Task Send Reconfig Error

Message	Error while sending "Reconfigure" message to Policy Server: <i>{name}</i>
Description	The CMP server cannot communicate a new configuration for the specified Policy Server.
Severity	Warning
Notification	Trace Log
Alarm	No
Trap	No
Server	DC
Group	Data Collection Task

Recovery

Check that the policy server is online and available.

105 – Sub Distributor Task Send Refresh Chann Error

Message	Error while sending "Refresh Channels" message to Policy Server: <i>{name}</i>
Description	A communication problem occurred between the CMP server/Management Agent and the specified Policy Server during a data refresh of a channel information change request.
Severity	Warning
Notification	Trace Log
Alarm	No
Trap	No
Server	DC
Group	Data Collection Task

Recovery

Check that the policy server is online and available.

106 – Sub Distributor Task Send Refresh Acct Error

Message	Error while sending "Refresh Accounts" message to Policy Server: <i>{name}</i>
Description	The Subscriber Distributor task request for a change to account information failed to send to the specified Policy Server.
Severity	Warning

Notification	Trace Log
Alarm	No
Trap	No
Server	DC
Group	Data Collection Task

Recovery

Check that the policy server is online and available.

107 – Sub Distributor Task Send Tier Error

Message	Error while sending Tier data to Policy Server: <i>{name}</i>
Description	The subscriber/account tier information configured in the CMP server did not push successfully to the specified Policy Server.
Severity	Warning
Notification	Trace Log
Alarm	No
Trap	No
Server	DC
Group	Data Collection Task

Recovery

Check that the policy server is online and available.

108 – Sub Distributor Task Send Channel Error

Message	Error while sending Channel data to Policy Server: <i>{name}</i>
Description	The CMP server experienced an error while sending channel information for a respective network element to the specified Policy Server.
Severity	Warning
Notification	Trace Log
Alarm	No
Trap	No
Server	DC
Group	Data Collection Task

Recovery

Check that the policy server is online and available.

118 – Sub Distributor Task Status

Message	Subscriber Distributor Task Status CMTs: <i>{num}</i> Accounts processed: <i>{num}</i> Added: <i>{num}</i> Updated: <i>{num}</i> Removed: <i>{num}</i> Elapsed time: <i>{time}</i> sec.
Description	The number of CMTs and accounts processed by the Subscriber Distributor task.
Severity	Info
Notification	Trace Log
Alarm	No
Trap	No
Server	DC
Group	Data Collection Task
Recovery	No action required.

119 – Sub Distributor Task End

Message	Finishing Subscriber Distributor task.
Description	The Subscriber Distributor task finished its scheduled run.
Severity	Info
Notification	Trace Log
Alarm	No
Trap	No
Server	DC
Group	Data Collection Task
Recovery	No action required.

121 – OSSI Distributor Task Start

Message	Starting OSSI Distributor task.
Description	The OSSI Distributor task is starting its scheduled run.
Severity	Info
Notification	Trace Log
Alarm	No
Trap	No

Server	DC
Group	Data Collection Task
Recovery	
	No action required.

122 – OSSI Distributor Task Error

Message	Error occurred during OSSI Distributor run: <i>{type}</i>
Description	Failed to send data to the Management Agents.
Severity	Critical
Notification	Trace Log
Alarm	No
Trap	No
Server	DC
Group	Data Collection Task
Recovery	
	If the problem persists, contact My Oracle Support (MOS) .

123 – OSSI Distributor Task Abort

Message	OSSI Distributor run aborted
Description	A user canceled the distribution of the OSS information within the CMP server to the appropriate Management Agents.
Severity	Critical
Notification	Trace Log
Alarm	No
Trap	No
Server	DC
Group	Data Collection Task
Recovery	
	No action required.

124 – OSSI Distributor Task Remote MA Error

Message	Error connecting to Remote MA: <i>{host name}</i>
Description	The CMP server could not establish a connection to the specified Management Agent.

Severity	Critical
Notification	Trace Log
Alarm	No
Trap	No
Server	DC
Group	Data Collection Task

Recovery

Check that the Management Agent is online and available.

125 – OSSI Distributor Task Update Acct Error

Message	Error updating Accounts to remote MA: <i>{host name}</i>
Description	The CMP server cannot connect to the specified Management Agent in order to update account information.
Severity	Critical
Notification	Trace Log
Alarm	No
Trap	No
Server	DC
Group	Data Collection Task

Recovery

Check that the Management Agent is online and available.

126 – OSSI Distributor Task Update CMTS Error

Message	Error updating CMTSs to remote MA: <i>{host name}</i>
Description	The CMP server cannot connect to the specified Management Agent to update the network element information.
Severity	Critical
Notification	Trace Log
Alarm	No
Trap	No
Server	DC
Group	Data Collection Task

Recovery

Check that the Management Agent is online and available.

127 – OSSI Distributor Task Update Tiers Error

Message	Error updating Tiers to remote MA: <i>{host name}</i>
Description	The CMP server cannot connect to the specified Management Agent to update the subscriber tier information.
Severity	Critical
Notification	Trace Log
Alarm	No
Trap	No
Server	DC
Group	Data Collection Task

Recovery

Check that the Management Agent is online and available.

128 – OSSI Distributor Task Update Entitle Error

Message	Error updating Entitlements to remote MA: <i>{host name}</i>
Description	The CMP server cannot connect to the specified Management Agent to update subscriber entitlement information.
Severity	Critical
Notification	Trace Log
Alarm	No
Trap	No
Server	DC
Group	Data Collection Task

Recovery

Check that the Management Agent is online and available.

139 – OSSI Distributor Task End

Message	Finishing OSSI Distributor task.
Description	The OSSI Distributor task is completing a scheduled run.
Severity	Info
Notification	Trace Log
Alarm	No
Trap	No

Server	DC
Group	Data Collection Task
Recovery	No action required.

141 – CMTS MA Collector Task Start

Message	Starting CMTS MA Collector task.
Description	The CMTS MA Collector task is starting its run.
Severity	Info
Notification	Trace Log
Alarm	No
Trap	No
Server	DC
Group	Data Collection Task
Recovery	No action required.

142 – CMTS MA Collector Task Error

Message	Error while collecting CMTS data from Management Agent: <i>{name}</i>
Description	The CMP server cannot collect the assigned network element information from the specified Management Agent.
Severity	Warning
Notification	Trace Log
Alarm	No
Trap	No
Server	DC
Group	Data Collection Task
Recovery	Check that the Management Agent is online and available.

157 – CMTS MA Collector Task Status MAS

Message	CMTS MA Collector Task Status# MA: <i>{num}</i> # CMTS processed: <i>{num}</i> Updated: <i>{num}</i> Skipped: <i>{num}</i> # Elapsed time: <i>{time}</i> sec.
Description	The CMP displays the CMTS MA Collector task status.

Severity	Info
Notification	Trace Log
Alarm	No
Trap	No
Server	DC
Group	Data Collection Task
Recovery	
	No action required.

158 – CMTS MA Collector Task Status CMTS

Message	CMTS MA Collector Task Status MAs processed: <i>{num}</i> Failed: <i>{num}</i> CMTS processed: <i>{num}</i> Updated: <i>{num}</i> Skipped: <i>{num}</i> Elapsed time: <i>{time}</i> sec.
Description	The CMTS MA Collector task results are displayed.
Severity	Info
Notification	Trace Log
Alarm	No
Trap	No
Server	DC
Group	Data Collection Task
Recovery	
	No action required.

159 – CMTS MA Collector Task End

Message	Finishing CMTS MA Collector task.
Description	The CMTS MA Collector task is ending.
Severity	Info
Notification	Trace Log
Alarm	No
Trap	No
Server	DC
Group	Data Collection Task
Recovery	
	No action required.

161 – PCMM Dist Task Start

Message	Starting PCMM Routing Distribution Task.
Description	The PCMM routing distribution task is starting.
Severity	Info
Notification	Trace Log
Alarm	No
Trap	No
Server	DC
Group	Data Collection Task
Recovery	No action required.

177 – PCMM Dist Task MPE Status

Message	Pcmm Distribution Task MPE Status# MPE: {n}# Status: {num}#
Description	The PCMM distribution task displays the status of the MPE device.
Severity	Info
Notification	Trace Log
Alarm	No
Trap	No
Server	DC
Group	Data Collection Task
Recovery	If the message indicates any failures, check the system logs for specific cause.

178 – PCMM Dist Task Status

Message	Pcmm Distribution Task Status# MPEs processed: {num}# Updated: {num}# Failed: {num}# Elapsed time: {time} sec.
Description	The PCMM Distribution task processed the indicated number of MPE devices, updated the specified number, and encountered the specified number of failures within the indicated elapsed number of seconds.
Severity	Info
Notification	Trace Log
Alarm	No

Trap	No
Server	DC
Group	Data Collection Task

Recovery

If the message indicates any failures, check the system logs for specific cause.

179 – PCMM Dist Task End

Message	Finishing PCMM Routing Distribution task.
Description	The PCMM routing distribution task is ending.
Severity	Info
Notification	Trace Log
Alarm	No
Trap	No
Server	DC
Group	Data Collection Task

Recovery

No action required.

180 – DC Manual Task Start

Message	Task "{task name}" was run manually.
Description	The operator ran the specified task manually.
Severity	Info
Notification	Trace Log
Alarm	No
Trap	No
Server	DC
Group	Data Collection Task

Recovery

If the message indicates any failures, check the system logs for specified cause.

201 – Healthchecker Task Start

Message	Starting HealthChecker task.
Description	HealthChecker task is starting its run.

Severity	Info
Notification	Trace Log
Alarm	No
Trap	No
Server	DC
Group	Data Collection Task
Recovery	
No action required.	

219 – Healthchecker Task End

Message	Finishing HealthChecker task.
Description	Healthchecker task is completing its run.
Severity	Info
Notification	Trace Log
Alarm	No
Trap	No
Server	DC
Group	Data Collection Task
Recovery	
No action required.	

220 – DC AlertAging Task Start

Message	Starting AlertAging task.
Description	The AlertAging task is starting its run.
Severity	Info
Notification	Trace Log
Alarm	No
Trap	No
Server	DC
Group	Data Collection Task
Recovery	
No action required.	

239 – DC AlertAging Task End

Message	Finishing AlertAging task.
Description	The AlertAging task is ending its run.
Severity	Info
Notification	Trace Log
Alarm	No
Trap	No
Server	DC
Group	Data Collection Task
Recovery	
No action required.	

240 – OM Stats Task Start

Message	Starting OM Statistics task.
Description	The OM Statistics task is starting its scheduled run.
Severity	Info
Notification	Trace Log
Alarm	No
Trap	No
Server	DC
Group	Data Collection Task
Recovery	
No action required.	

241 – OM Stats Task Data Available

Message	OM Statistics collection complete and data is available for request.
Description	Data has been saved and is available for OSSI requests, prior to final cleanup tasks.
Severity	Info
Notification	Trace Log
Alarm	No
Trap	No

Server	DC
Group	Data Collection Task
Recovery	
	No action required.

243 – OM Stats Task Missing MPE

Message	OM Statistics Task was unable to connect to MPE. UID: {0} {1}
Description	The OM Statistics Task was unable to connect to the specified MPE using the specified UID.
Severity	Info
Notification	Trace Log
Alarm	No
Trap	No
Server	DC
Group	Data Collection Task

Recovery

If the problem persists, contact [My Oracle Support \(MOS\)](#).

244 – OM Stats Task Missing Stats

Message	OM Statistics Task was unable to retrieve statistics from MPE: {name} at hostname: {host name}; Error: {error msg}
Description	The OM Stats task was unable to retrieve statistics from the specified MPE device at the specified host name and received the indicated error code.
Severity	Info
Notification	Trace Log
Alarm	No
Trap	No
Server	DC
Group	Data Collection Task

Recovery

If the problem persists, contact [My Oracle Support \(MOS\)](#).

245 – OM Stats task Missing MPE DB

Message	OM Statistics Task was unable to retrieve MPE from the database. UID: {0}
Description	The OM Statistics task was unable to retrieve the specified MPE device from the database.
Severity	Info
Notification	Trace Log
Alarm	No
Trap	No
Server	DC
Group	Data Collection Task

Recovery

If the problem persists, contact [My Oracle Support \(MOS\)](#).

247 – OM Stats Task Retrieve Error

Message	OM Statistics Task error detected while retrieving statistics from MPE: {name}. Request attempt: {num}
Description	The OM Statistics task encountered an error while retrieving data from the specified MPE device and indicates the number of attempted requests.
Severity	Warning
Notification	Trace Log
Alarm	No
Trap	No
Server	DC
Group	Data Collection Task

Recovery

If the problem persists, contact [My Oracle Support \(MOS\)](#).

248 – OM Stats Task Retrieve Fail

Message	OM Statistics Task failed to retrieve statistics from MPE: {name}. Request attempt: {num}
Description	The OM Statistics task failed to retrieve statistics from the specified MPE devices and indicates the number of attempted requests.
Severity	Warning

Notification	Trace Log
Alarm	No
Trap	No
Server	DC
Group	Data Collection Task

Recovery

If the problem persists, contact [My Oracle Support \(MOS\)](#).

249 – OM Stats Task Retrieve Incomplete

Message	OM Statistics Task retrieved an incomplete set of statistics from MPE: {name}. Request attempt: {num}
Description	The OM Statistics task retrieved an incomplete set of statistics from the specified MPE device and indicates the number of request attempts.
Severity	Warning
Notification	Trace Log
Alarm	No
Trap	No
Server	DC
Group	Data Collection Task

Recovery

If the problem persists, contact [My Oracle Support \(MOS\)](#).

250 – OM Stats Task Proxy Fail

Message	OM Statistics Task failed to retrieve proxy from MPE: {name}. Request attempt: {num}
Description	The OM Statistics task failed to retrieve proxy data from the specified MPE device and indicates the number of request attempts.
Severity	Warning
Notification	Trace Log
Alarm	No
Trap	No
Server	DC
Group	Data Collection Task

Recovery

If the problem persists, contact [My Oracle Support \(MOS\)](#).

251 – OM Stats Task Retrieve Error2

Message	OM Statistics Task error retrieving statistics from MPE: {name}. Request attempt: {num} Error: {error msg}
Description	The OM Statistics task encountered the specified error while retrieving statistics from the specified MPE device and the number of request attempts.
Severity	Warning
Notification	Trace Log
Alarm	No
Trap	No
Server	DC
Group	Data Collection Task

Recovery

If the problem persists, contact [My Oracle Support \(MOS\)](#).

252 – BoD DB Backup Fail

Message	BoD Database backup failed. The reason is : {msg}
Description	The BoD database failed to backup for the specified reason.
Severity	Error
Notification	Trace Log
Alarm	No
Trap	No
Server	BoD
Group	Data Collection Task

Recovery

If the problem persists, contact [My Oracle Support \(MOS\)](#).

253 – BOD DB Backup Start

Message	BoD Database backup started.
Description	BoD Database backup has started.
Severity	Warning
Notification	Trace Log

Alarm	No
Trap	No
Server	BoD
Group	Data Collection Task
Recovery	
No action required.	

254 – BoD DB Backup End

Message	BoD Database backup finished.
Description	The BoD Database backup has finished.
Severity	Warning
Notification	Trace Log
Alarm	No
Trap	No
Server	BoD
Group	Data Collection Task
Recovery	
No action required.	

256 – OM Stats Task Success

Message	OM Statistics Task completed successfully.
Description	The OM Statistics task completed successfully.
Severity	Info
Notification	Trace Log
Alarm	No
Trap	No
Server	MPE
Group	Data Collection Task
Recovery	
No action required.	

257 – OM Stats Task Warn

Message	OM Statistics Task completed with a warning.#{message}
----------------	--

Description	The OM Statistics Task completed with the specified warning message.
Severity	Warning
Notification	Trace Log
Alarm	No
Trap	No
Server	MPE
Group	Data Collection Task
Recovery	
	If the problem persists, contact My Oracle Support (MOS) .

258 – OM Stats Task Failed

Message	OM Statistics Task failed. {msg}
Description	The OM Statistics task failed with the indicated failure message.
Severity	Error
Notification	Trace Log
Alarm	No
Trap	No
Server	MPE
Group	Data Collection Task
Recovery	
	If the problem persists, contact My Oracle Support (MOS) .

259 – OM Stats Task Finish

Message	Finishing OM Statistics task.
Description	The OM Statistics task completed.
Severity	Info
Notification	Trace Log
Alarm	No
Trap	No
Server	CMP, DC
Group	Data Collection Task
Recovery	

No action required.

260 – BoD Cluster Reinit

Message	The BoD cluster has reinitialized. The indicated blade is now the primary.
Description	The BoD cluster has reinitialized. The indicated server is now the primary server.
Severity	Warning
Notification	Trace Log
Alarm	No
Trap	No
Server	BoD
Group	Data Collection Task
Recovery	No action required.

261 – Bad WGET Status

Message	Bad wget exit status "{code}" for name "{device}"
Description	Invalid status occurred on exit from wget with status <i>code</i> for the specified device.
Severity	Critical
Notification	Trace Log
Alarm	No
Trap	No
Server	BoD
Group	Data Collection Task
Recovery	If the problem persists, contact My Oracle Support (MOS) .

276 – Stat Rsync Clean Task Success

Message	Statistics Rsync Cleanup Task completed successfully.
Description	Statistics Rsync Cleanup task completed successfully.
Severity	Info
Notification	Trace Log

Alarm	No
Trap	No
Server	DC
Group	Data Collection Task
Recovery	
	No action required.

278 – Stat Rsync Clean Task Failed

Message	Statistics Rsync Cleanup Task failed.#{ <i>error message</i> }
Description	The Statistics Rsync Cleanup Task failed with the specified message.
Severity	Error
Notification	Trace Log
Alarm	No
Trap	No
Server	DC
Group	Data Collection Task
Recovery	
	If the problem persists, contact My Oracle Support (MOS) .

279 – Stat Rsync Cleanup Task Finish

Message	Finishing Statistics Rsync Cleanup Task.
Description	The Statistics Rsync Cleanup Task is finished.
Severity	Info
Notification	Trace Log
Alarm	No
Trap	No
Server	DC
Group	Data Collection Task
Recovery	
	No action required.

280 – Subscription Aging Task Start

Message	Starting Subscription Aging Task.
Description	The Subscription Aging Task is starting.
Severity	Info
Notification	Trace Log
Alarm	No
Trap	No
Server	DC
Group	Data Collection Task
Recovery	
	No action required.

289 – Subscription Aging Task End

Message	Finishing Subscription Aging Task.
Description	The Subscription Aging Task is finishing.
Severity	Info
Notification	Trace Log
Alarm	No
Trap	No
Server	DC
Group	Data Collection Task
Recovery	
	No action required.

300 – BoD Send

Message	Sending {0} to {1} {2}
Description	The BoD is sending the specified item to the specified locations.
Severity	Info
Notification	Trace Log
Alarm	No
Trap	No
Server	BoD

Group	Data Collection Task
--------------	----------------------

Recovery

No action required.

301 – BoD Received Debug

Message	Received <i>{msg}</i> from <i>{host name}</i> <i>{2}</i>
Description	The BoD has received the specified message from the specified origin host.
Severity	Debug
Notification	Trace Log
Alarm	No
Trap	No
Server	BoD
Group	Data Collection Task

Recovery

If the problem persists, contact [My Oracle Support \(MOS\)](#).

302 – BoD Request Timed Out

Message	<i>{0}</i> request to <i>{1}</i> timed out
Description	The specified request to the specified element has time out.
Severity	Warning
Notification	Trace Log
Alarm	No
Trap	No
Server	BoD
Group	Data Collection Task

Recovery

If the problem persists, contact [My Oracle Support \(MOS\)](#).

303 – Quota Aging Task Start

Message	Starting Quota Aging Task.
Description	Starting quota aging task.
Severity	Info

Notification	Trace Log
Alarm	No
Trap	No
Server	DC
Group	Data Collection Task
Recovery	
No action required.	

304 – Quota Aging Task End

Message	Finishing Quota Aging Task.
Description	The Quota Aging Task is finishing.
Severity	Info
Notification	Trace Log
Alarm	No
Trap	No
Server	DC
Group	Data Collection Task
Recovery	
No action required.	

310 – BOD XML Syntax Error PCM

Message	Incorrect XML syntax in PCMM services file <i>{file name} {error msg}</i>
Description	Incorrect XML syntax in PCMM
Severity	Error
Notification	Trace Log
Alarm	No
Trap	No
Server	BoD
Group	Data Collection Task
Recovery	
If the problem persists, contact My Oracle Support (MOS) .	

311 – BOD Missing Service Fields

Message	Missing required fields for services {0}# Details: #{1}
Description	Missing required fields for services.
Severity	Error
Notification	Trace Log
Alarm	No
Trap	No
Server	BoD
Group	Data Collection Task
Recovery	

If the problem persists, contact [My Oracle Support \(MOS\)](#).

312 – BOD XML Syntax Error

Message	Incorrect XML syntax in Diameter services file {file name}#{1}
Description	The specified Diameter services file contains incorrect XML syntax.
Severity	Error
Notification	Trace Log
Alarm	No
Trap	No
Server	BoD
Group	Data Collection Task
Recovery	

If the problem persists, contact [My Oracle Support \(MOS\)](#).

313 – BOD Service Index Exists

Message	Services or service indexes already exists # Details:#{0}
Description	Services or service indexes already exists.
Severity	Error
Notification	Trace Log
Alarm	No
Trap	No
Server	BoD

Group Data Collection Task

Recovery

If the problem persists, contact [My Oracle Support \(MOS\)](#).

314 – BOD Same Service Mult Times

Message Same services or service indexes used multiple times
#Details:#{0}

Description The same services or service indexes are used multiple times.

Severity Error

Notification Trace Log

Alarm No

Trap No

Server BoD

Group Data Collection Task

Recovery

If the problem persists, contact [My Oracle Support \(MOS\)](#).

400 – BOD MAC Translate Conn Fail

Message MAC Translation failed due to connection failure for session ID {num}; MAC address: {MAC address} {2}.

Description MAC Translation failed due to connection failure

Severity Warning

Notification Trace Log

Alarm No

Trap No

Server BoD

Group Data Collection Task

Recovery

If the problem persists, contact [My Oracle Support \(MOS\)](#).

401 – Stats Files Gen Task Start

Message Starting Stats Files Generator Task.

Description Starting Stats Files Generator Task in the DC process, which generates stats files from OSSI query.

Severity	Info
Notification	Trace Log
Alarm	No
Trap	No
Server	DC
Group	Data Collection Task
Recovery	
	No action required.

402 – Stats File Gen Task Success

Message	Stats Files Generator Task completed successfully.
Description	Stats Files Generator Task was completed successfully in the DC process.
Severity	Info
Notification	Trace Log
Alarm	No
Trap	No
Server	DC
Group	Data Collection Task
Recovery	
	No action required.

403 – Stats File Gen Task Failed

Message	Stats Files Generator Task failed. {#1, 2, 3, or 4}
Description	Error log indicating stats files generator task #1, 2, 3, or 4 failed. A Warning trace log is generated for troubleshooting.
Severity	Error
Notification	Trace Log
Alarm	No
Trap	No
Server	DC
Group	Data Collection Task
Recovery	
	Use the content of the Trace Log to troubleshoot the error.

404 – Stats File Gen Task Finish

Message	Finishing Stats Files Generator task.
Description	Info log generated at the completion of a stats files generator task. To verify these stat files, navigate to the local repository defined in this task configuration.
Severity	Info
Notification	Trace Log
Alarm	No
Trap	No
Server	DC
Group	Data Collection Task
Recovery	No action required.

405 – Stats File Gen Task Not Execute

Message	Stats Files Generator Task was not executed successfully.# There is not an enabled and non-empty Host Name/IP Address of Stats Files Synchronization Task.
Description	Stats Files Generator Task was not executed successfully.
Severity	Warning
Notification	Trace Log
Alarm	No
Trap	No
Server	DC
Group	Data Collection Task
Recovery	If the problem persists, contact My Oracle Support (MOS) .

406 – Stats File Gen Task Fail Sync Blade

Message	Sync utility failed to sync stats files to mates. Reason: #{reason}
Description	Error log generated when the synchronize utility failed to synchronize stats files to mates. The reason for failure is listed in the log message.
Severity	Error
Notification	Trace Log

Alarm	No
Trap	No
Server	DC
Group	Data Collection Task

Recovery

1. Based on the failure message, check the server exchange SSH Key in CMP site1 Cluster and site2 Cluster.
2. Check the network connection status to other servers in both Clusters.

407 – Stats File Gen Task Fail Delete File

Message	<i>{task name}</i> Task has removed some files which were not synced to remote servers{1}
Description	Warning log generated when a stats files generator task has removed some files which were not synchronized to remote servers, which includes remote server IP address. Stats files are kept for the period of time defined in the task setting. If these stats files have always been synchronized to the remote server, this task raises a Warning trace log.
Severity	Warning
Notification	Trace Log
Alarm	No
Trap	No
Server	DC
Group	Data Collection Task

Recovery

Check status of starting stats files synchronization #1,2,3,and 4, and ensure the Enabled stats were configured normally and successfully.

408 – Stats File Gen Task Fail NoStatsType

Message	Stats Files Generator Task was not configured any stats type.
Description	Stats Files Generator Task was not configured for any stats type.
Severity	Warning
Notification	Trace Log
Alarm	No
Trap	No
Server	DC

Group	Data Collection Task
--------------	----------------------

Recovery

1. Configure the Stats File Generator.
2. If the problem persists, contact [My Oracle Support \(MOS\)](#).

500 – BoD RDR Service Start Msg Received

Message	RDR: Start message received for Service Index <i>{index}</i> .
Description	RDR: Start message received for indicated Service Index.
Severity	Debug
Notification	Trace Log
Alarm	No
Trap	No
Server	RDR
Group	RDR
Recovery	No action required.

501 – BoD RDR Unmapped Skip

Message	RDR: Skipping unmapped RDR, Service Index: <i>{index}</i> from <i>{1}</i> .
Description	BOD RDR Unmapped Skip
Severity	Info
Notification	Trace Log
Alarm	No
Trap	No
Server	DC
Group	Data Collection Task
Recovery	If the problem persists, contact My Oracle Support (MOS) .

502 – Stats Sync Task Success

Message	<i>{task num}</i> Task completed successfully.
----------------	--

Description	Info log generated upon the successful completion of the stats files synchronization for task. The task name number (1 - 4) indicates different synchronization tasks.
Severity	Info
Notification	Trace Log
Alarm	No
Trap	No
Server	DC
Group	Data Collection Task
Recovery	No action required.

503 – Stats Sync Task Fail

Message	<i>{task num}</i> Task failed.#{1}
Description	Error log generated when stats files synchronization task fails; cause of failure is listed in log title. The task name and number (1 - 4) indicates the synchronization task during which the failure occurred.
Severity	Error
Notification	Trace Log
Alarm	No
Trap	No
Server	DC
Group	Data Collection Task
Recovery	Use content of trace log to troubleshoot error.

504 – Stats Sync Task End

Message	Finishing <i>{task num}</i> Task.
Description	Info log generated when the stats files synchronization process has finished.
Severity	Info
Notification	Trace Log
Alarm	No
Trap	No
Server	DC

Group	Data Collection Task
--------------	----------------------

Recovery

No action required.

505 – Stats Sync Task Repository Missing

Message	The Local Repository does not exist, you need to check whether Stats Files Generator Task was executed successfully or not.
----------------	---

Description	Error log generated when the local repository does not exist; check whether stats files generator task was executed successfully or not.
--------------------	--

Severity	Error
-----------------	-------

Notification	Trace Log
---------------------	-----------

Alarm	No
--------------	----

Trap	No
-------------	----

Server	DC
---------------	----

Group	Data Collection Task
--------------	----------------------

Recovery

Determine whether or not the stats files generator task was executed.

506 – Stats Sync Task Repository Fail

Message	<i>{task num}</i> Task still failed for sync local repository to remote server(<i>{host name}</i>) after retry <i>{num}</i> times
----------------	---

Description	Error log generated when a stats file synchronization task fails to synchroonize a local repository to a remote server after three retries.
--------------------	---

Severity	Error
-----------------	-------

Notification	Trace Log
---------------------	-----------

Alarm	No
--------------	----

Trap	No
-------------	----

Server	DC
---------------	----

Group	Data Collection Task
--------------	----------------------

Recovery

1. Determine if the remote server supports an SSH protocol connection.
2. Check the network connection status of the remote server.

507 – BoD Start Msg Processing Warn

Message	RDR: Start message processing {0}
Description	Warning log generated when a stats files synchronization task successfully synchronizes the local repository to a remote server after two retries.
Severity	Warning
Notification	Trace Log
Alarm	No
Trap	No
Server	DC
Group	Data Collection Task

Recovery

Check the network connection status of the remote server.

508 – BOD RDR Parse Fail

Message	RDR: Parsing Failed: {id} from {rdr}
Description	RDR failed to parse the indicated ID from the specified RDR.
Severity	Info
Notification	Trace Log
Alarm	No
Trap	No
Server	BoD
Group	Data Collection Task

Recovery

If the problem persists, contact [My Oracle Support \(MOS\)](#).

509 – BoD Drop RDR Service

Message	RDR: Dropping RDR {error message}, Service Index: {index} from {RDR}
Description	The BoD dropping the RDR Service with the indicated error.
Severity	Info
Notification	Trace Log
Alarm	No

Trap	No
Server	BoD
Group	Data Collection Task
Recovery	
	No action required.

510 – BoD RDR Service Stop Msg Received

Message	RDR: Stop message received for Service Index <i>{index}</i> .
Description	RDR received a Stop message for the indicated Service.
Severity	Debug
Notification	Trace Log
Alarm	No
Trap	No
Server	BoD
Group	Data Collection Task
Recovery	
	If the problem persists, contact My Oracle Support (MOS) .

512 – BoD Drop RDR Bucket

Message	RDR: Dropping RDR <i>{error msg}</i> , Bucket Id: <i>{num}</i> from <i>{RDR}</i>
Description	RDR is dropping RDR with the indicated error.
Severity	Info
Notification	Trace Log
Alarm	No
Trap	No
Server	BoD
Group	Data Collection Task
Recovery	
	No action required.

513 – BoD RDR Unmapped Skip2

Message	RDR: Skipping unmapped RDR, Bucket Id: <i>{id}</i> from <i>{rdr}</i> .
Description	The BoD is skipping the indicated unmapped RDR.

Severity	Info
Notification	Trace Log
Alarm	No
Trap	No
Server	BoD
Group	Data Collection Task
Recovery	
	No action required.

514 – BoD RDR Quota Msg Received

Message	RDR: Quota message received for Bucket Id <i>{id}</i> .
Description	A Quota message was received for the specified Bucket ID.
Severity	Debug
Notification	Trace Log
Alarm	No
Trap	No
Server	BoD
Group	Data Collection Task
Recovery	
	No action required.

515 – BoD RDR Quota Msg Processing Warn | Info | Debug

Message	RDR: Quota message processing <i>{bucket id}</i>
Description	A Quota message is processing for the specified Bucket ID.
Severity	Debug, Info, Warning
Notification	Trace Log
Alarm	No
Trap	No
Server	RDR
Group	RDR
Recovery	
	If the problem persists, contact My Oracle Support (MOS)

550 – XML Request Initiated

Message	OSSI XML Interface request initiated by: <i>{user name}</i>
Description	OSSI XML Interface request initiated by the specified user.
Severity	Info
Notification	Trace Log
Alarm	No
Trap	No
Server	CMP
Group	OSSI
Recovery	
	No action required.

552 – Account Send Error

Message	Error while sending Account data to Policy Server: <i>{name}</i>
Description	An error occurred while sending Account data to the specified Policy Server.
Severity	Warning
Notification	Trace Log
Alarm	No
Trap	No
Server	CMP/MPE
Group	Subscriber
Recovery	
	1. If the message indicates any failures, check the system logs for specific cause.
	2. If the problem persists, contact My Oracle Support (MOS) .

553 – XML Export Results

Message	File <i>{type}</i> Export executed by <i>{user name}</i> . # Status: <i>{status}</i> # Total: <i>{num}</i> xml files
Description	
Severity	Info
Notification	Trace Log
Alarm	No

Trap	No
Server	CMP
Group	OSSI
Recovery	
No action required.	

554 – XML Export Failure

Message	File <i>{type}</i> Export executed by <i>{user name}</i> . # Status: <i>{status}</i> # Failure Log Message: <i>{fail message}</i>
Description	OSSI XML export status for the indicated file type, exported by the indicated user.
Severity	Info
Notification	Trace Log
Alarm	No
Trap	No
Server	CMP
Group	OSSI
Recovery	
No action required.	

555 – XML Request Complete

Message	OSSI XML Interface request completed in <i>{mm:ss}</i> by: <i>{user name}</i> . <i>{2}</i>
Description	The completion of a user request to the XML Interface.
Severity	Info
Notification	Trace Log
Alarm	No
Trap	No
Server	CMP
Group	OSSI
Recovery	
No action required.	

600 – Invalid Login Threshold

Message	User "{ <i>user name</i> }" ({ <i>IP address</i> }) has hit the invalid login threshold.
Description	The number of allowed failed login tries for this user is equal to or greater than the configured login threshold allowed.
Severity	Warning
Notification	Trace Log
Alarm	No
Trap	No
Server	CMP
Group	Subscriber

Recovery

1. Contact the System Administrator to manually unlock the account.
2. If the problem persists, contact [My Oracle Support \(MOS\)](#).

620 – Push Init

Message	Push of pending account updates initiated by: { <i>user name</i> }
Description	The specified user initiated account updates.
Severity	Info
Notification	Trace Log
Alarm	No
Trap	No
Server	CMP/MPE
Group	Subscriber

Recovery

No action required.

621 – Push Done

Message	Push of pending account updates completed by: { <i>user name</i> } #{ <i>status</i> } #Total execution time { <i>time</i> }
Description	The push of pending accounts was completed with the specified status within the indicated time.
Severity	Info
Notification	Trace Log
Alarm	No

Trap	No
Server	CMP/MPE
Group	Subscriber
Recovery	
	No action required.

625 – Subscriber Acct Start

Message	Reapply of subscriber accounts initiated by <i>{user name}</i> for MPE <i>{name}</i>
Description	The indicated user initiated a reapply of subscriber accounts.
Severity	Info
Notification	Trace Log
Alarm	No
Trap	No
Server	CMP/MPE
Group	Subscriber
Recovery	
	No action required.

626 – Subscriber Acct End

Message	Reapply of subscriber accounts completed by <i>{user name}</i> for MPE <i>{name}</i> <i>{status}</i> Total execution time <i>{time}</i>
Description	Reapply of subscriber accounts completed.
Severity	Info
Notification	Trace Log
Alarm	No
Trap	No
Server	CMP/MPE
Group	Subscriber
Recovery	
	No action required.

653 – RC Apply Change

Message	Apply change of {1} to MPE(HostName:{host name}) From {2} to {3}
Description	Configuration change was applied to the specified MPE device.
Severity	Info
Notification	Trace Log
Alarm	No
Trap	No
Server	CMP/MPE
Group	Configuration
Recovery	No action required.

1001 – CMTS Conn Lost Clear

Message	PCMM: Established connection to {id},
Description	A new PCMM connection was established to the specified CMTS or downstream policy server.
Severity	Warning
Notification	Trace Log
Alarm	No
Trap	No
Server	MPE
Group	N/A
Recovery	If the problem persists, contact My Oracle Support (MOS) .

1002 – CMTS Conn Lost

Message	PCMM: Lost connection to {id}
Description	The connection was lost to the specified CMTS or downstream policy server.
Severity	Warning
Notification	Trace Log
Alarm	Yes
Trap	Yes

Server	MPE
Group	N/A

Recovery

1. Check configuration and availability of the network element.
2. Check the network element for a reboot or other service interruption.
3. If the element has not failed, make sure the network path from the MPE device to the element (port 3918) is operational.
4. If the problem persists, contact [My Oracle Support \(MOS\)](#).

1003 – AM Conn Lost Clear

Message	PCMM: Connection accepted from AM { <i>id</i> }
Description	<p>A new PCMM connection was accepted from the specified Application Manager or upstream policy server (that is, PCMM Router).</p> <p>Note: Because of protocol limitations, the MPE device cannot distinguish between an AM and a PCMM router, so it always identifies the incoming connection as an AM.</p>
Severity	Error
Notification	Trace Log
Alarm	No
Trap	No
Server	MPE
Group	N/A
Recovery	No action required.

1004 – AM Conn Lost Set

Message	PCMM: Lost connection with AM { <i>id</i> }
Description	<p>The MPE device lost a connection from the specified application manager (AM) or upstream policy server (that is, a PCMM router).</p> <p>Note: Because of protocol limitations, the MPE device cannot distinguish between an AM and a PCMM router, so it always identifies the incoming connection as an AM.</p>
Severity	Error
Notification	Trace Log
Alarm	Yes
Trap	Yes

Server	MPE
Group	PCMM

Recovery

1. Check the availability of the AM.
2. Check the AM log for a recent failover or other operations that can interrupt communications.
3. If the AM has not failed, make sure the path from the AM to the MPE device (port 3918) is operational.
4. If the problem persists, contact [My Oracle Support \(MOS\)](#).

1010 – PCMM Received AM

Message	PCMM:Received { <i>msg type</i> } from AM { <i>id</i> } { <i>msg contents</i> }
Description	This trace log records every received message in both MPE-R and MPE-S devices. If the MPE device receives the PCMM requests containing the CMTSIP field, the CMTSIP is also recorded in this trace log. The PCMM requests may be GateSet GateInfo GateDelete.
Severity	Info
Notification	Trace Log
Alarm	No
Trap	No
Server	MPE
Group	PCMM

Recovery

No action required.

1011 – PCM Send

Message	PCMM: Sending { <i>msg type</i> } to { <i>id</i> } { <i>msg contents</i> }
Description	The specified message type was sent to the specified CMTS (or downstream policy server).
Severity	Info
Notification	Trace Log
Alarm	No
Trap	No
Server	MPE
Group	PCMM

Recovery

No action required.

1012 – PCM Receive Warn

Message	PCMM: Received <i>{msg type}</i> from <i>{id}</i> <i>{msg contents}</i>
Description	The specified message type was received from the specified CMTS (or downstream policy server). Note: This message is logged at the Warning level when the PCMM message is an error message such as GateSetErr, GateDeleteErr, or GateInfoErr.
Severity	Warning
Notification	Trace Log
Alarm	No
Trap	No
Server	MPE
Group	N/A
Recovery	If the problem persists, contact My Oracle Support (MOS) .

1013 – PCM Send AM Warn

Message	PCMM: Sending <i>{msg type}</i> to AM <i>{id}</i> Details: <i>{msg contents}</i>
Description	The specified message type was sent to the specified AM (or upstream policy server).
Severity	Warning
Notification	Trace Log
Alarm	No
Trap	No
Server	MPE
Group	PCMM
Recovery	If the problem persists, contact My Oracle Support (MOS) .

1014 – PCMM Fail Send Message Error

Message	PCMM: Failed (<i>{num}</i> attempts) to send <i>{msg type}</i> event message to <i>{id}</i> <i>{3}</i>
----------------	---

Description	A PCMM event message could not be transmitted to the specified record keeping server (RKS). Note: The last attempt that fails is logged as an Error. If there are additional retries to be attempted then this is logged as a Warning.
Severity	Warning, Error
Notification	Trace Log
Alarm	No
Trap	No
Server	MPE
Group	PCMM
Recovery	<ol style="list-style-type: none"> 1. Check the configuration and availability of the RKS. 2. Ensure the network path from the MPE device to the RKS is available.

1015 – PCMM Success Send Message

Message	PCMM: Successfully sent <i>{msg type}</i> event message to <i>{id}</i> <i>{msg contents}</i>
Description	A PCMM event message was successfully sent to the specified RKS.
Severity	Info
Notification	Trace Log
Alarm	No
Trap	No
Server	MPE
Group	PCMM
Recovery	No action required.

1016 – PCMM Fail Over RKS

Message	PCMM: Failover initiated for RKS <i>{id}</i> , reverting to <i>{id}</i>
Description	The system has lost communication with the primary RKS, and is attempting to establish a connection with the secondary RKS. The identities of both the primary and secondary RKSs are specified.
Severity	Warning
Notification	Trace Log

Alarm	Yes
Trap	No
Server	MPE
Group	PCMM

Recovery

1. Check the configuration and availability of the RKS.
2. Ensure the network path from the MPE device to the RKS is operational.

1017 – PCMM Fail Too Busy

Message	PCMM: Failed (TOO BUSY) to send <i>{msg type}</i> event message to <i>{id}</i> <i>{msg contents}</i>
Description	The MPE device is unable to send an event message to the specified RKS because the send queue is full.
Severity	Error
Notification	Trace Log
Alarm	No
Trap	No
Server	MPE
Group	PCMM

Recovery

This is normal behavior under heavy PCMM load. It can also occur if there is a communication problem with the RKS because the send queue may fill while the retry messages are being sent.

1020 – PCM Reject No PEP

Message	PCMM: Rejecting <i>{msg type}</i> - no PEP available for SubId <i>{ip address}</i>
Description	A PCMM message was received with the specified subscriber IP address but there is no configured CMTS (or downstream policy server) to handle this request. Note: The request will be rejected with a PCMM error code of 13 (Invalid SubscriberID).
Severity	Warning
Notification	Trace Log
Alarm	Yes
Trap	No
Server	MPE

Group PCMM

Recovery

1. Check the configuration of the CMTSes associated with this MPE device. Make sure that there is a CMTS configured with a subnet for the specified subscriber AND make sure that this CMTS is associated with this MPE device.
2. Check the configuration of the AM sending the message to make sure it is sending the request to the correct MPE device.

1021 – PCMM Reject Invalid Gate

Message PCMM:Rejecting *{msg type}* - invalid gate id *{gate ID}*

Description A PCMM message was received with a Gate ID that does not correspond to any sessions in the MPE database. This checking is only performed if the CMP server has Validate the gate ID enabled for the MPE device (by default this is off).

Note: The request will be rejected with a PCMM error code of 2 (Unknown GateID).

Severity Warning

Notification Trace Log

Alarm Yes

Trap No

Server MPE

Group PCMM

Recovery

1. If you do not want this checking to be performed, disable it in the CMP system.
2. Check the flow of messages between the AM, the MPE device, and the CMTS to determine if there are errors in the message forwarding.

1022 – PCMM Reject AMID Mismatch

Message PCMM: Rejecting *{msg type}* - AmId mismatch - request *{msg amid}* doesn't match gate *{mpe amid}*

Description A PCMM message was received with an AMID that does not match the AMID for the corresponding session in the MPE database. This checking is only performed if the CMP system has Validate the application enabled for the MPE device (by default this is off).

Note: The request will be rejected with a PCMM error code of 14 (Unauthorized AMID).

Severity Warning

Notification Trace Log

Alarm	Yes
Trap	No
Server	MPE
Group	PCMM

Recovery

1. If you do not want this checking to be performed, disable it in the CMP system.
2. Check the flow of messages between the AM and the MPE device to determine if there are errors in the message processing.

1023 – PCMM Reject SubId Mismatch

Message	PCMM: Rejecting {msg type} - SubId mismatch - request {msg sub id} doesn't match gate {mpe sub id}
Description	<p>A PCMM message was received with a Subscriber ID that does not correspond to a provisioned subscriber in the MPE database of known subscribers (CPEs). This checking is only performed if the CMP system has Validate user enabled for the MPE device (by default this is off).</p> <p>Note: The request will be rejected with a PCMM error code of 13 (Invalid SubscriberID).</p>
Severity	Warning
Notification	Trace Log
Alarm	Yes
Trap	No
Server	MPE
Group	PCMM

Recovery

1. If you do not want this checking to be performed, disable it in the CMP system.
2. Check the flow of messages between the AM and the MPE device to determine if there are errors in the message processing.

1024 – PCMM Reject Unknown Subscriber

Message	PCMM:Rejecting {msg type} - Unrecognized Subscriber {subID}
Description	<p>A PCMM message was received with a Subscriber ID that does not correspond to a provisioned subscriber in the MPE database of known subscribers (CPEs). This checking is only performed if the CMP system has Validate user enabled for the MPE device (by default this is off).</p> <p>Note: The request will be rejected with a PCMM error code of 13 (Invalid SubscriberID).</p>

Severity	Warning
Notification	Trace Log
Alarm	Yes
Trap	No
Server	MPE
Group	PCMM

Recovery

1. If you do not want this checking to be performed, disable it in the CMP system.
2. Check the OSS system you are using to provision subscribers for the MPE device to make sure that this subscriber is provisioned.

1025 – PCMM Reject Unauth AMID

Message	PCMM: Rejecting <i>{msg type}</i> - Unauthorized AmId <i>{id}</i>
Description	<p>A PCMM message was received with an AMID that does not correspond to any known application manager in the MPE device. This checking is only performed if the CMP system has Validate the application enabled for the MPE device (by default this is off).</p> <p>Note: The request will be rejected with a PCMM error code of 14 (Unauthorized AMID).</p>
Severity	Warning
Notification	Trace Log
Alarm	Yes
Trap	No
Server	MPE
Group	PCMM

Recovery

1. If you do not want this checking to be performed, disable it in the CMP system.
2. Check the application definitions in the CMP system and make sure that this AMID is associated with the appropriate application.
3. Make sure that the application is also associated with this MPE device in the CMP system.

1026 – PCMM Reject Unknown Service

Message	PCMM: Rejecting <i>{msg type}</i> - Unrecognized Service Class Name <i>{name}</i>
Description	<p>A PCMM message was received with a Service Class Name that does not correspond to any service class that is known to exist for the CMTS to which this message is being sent. This checking is only performed if the</p>

CMP system has Validate the service class enabled for the MPE device (by default this is off).

Note: The request will be rejected with a PCMM error code of 11 (Undefined Service Class).

Severity	Warning
Notification	Trace Log
Alarm	Yes
Trap	No
Server	MPE
Group	PCMM

Recovery

1. If you do not want this checking to be performed, disable it in the CMP system.
2. Check the set of Service Class names that are provisioned for the CMTS in the CMP system and make sure that the specified name is included.
3. Make sure the set of Service Class names in the CMP system is consistent with the set of values on the actual CMTS.
4. Make sure that the AM is sending the correct value.

1027 – PCMM Reject Incompat Envelop

Message	PCMM:Rejecting {msg type} - Incompatible Envelopes - {env type} ENV exceeds {env type} ENV
Description	<p>A PCMM message was received with incompatible Authorized, Reserved and Committed envelopes (QoS parameter specifications). This checking is only performed in the CMP system has Validate traffic profile envelopes enabled for the MPE device (by default this is off).</p> <p>Note: The request will be rejected with a PCMM error code of 12 (Incompatible Envelope).</p>
Severity	Warning
Notification	Trace Log
Alarm	Yes
Trap	No
Server	MPE
Group	PCMM

Recovery

1. If you do not want this checking to be performed, disable it in the CMP system.
2. Check the configuration of the AM because this is an indication that it is requesting parameters that violate the protocol specification.

1028 – PCMM Reject Exceed CMTS Limit

Message	PCMM: Rejecting <i>{msg type}</i> - Classifier count exceeds CMTS limit
Description	<p>A PCMM message was received with more classifiers than the provisioned limit for the CMTS to which this message is being sent. This checking is performed only if the CMP system has set the configuration key, PCMM.Check.Classifiers, to true for the MPE device (by default this is off).</p> <p>Note: The request will be rejected with a PCMM error code of 15 (Number of Classifiers not Supported).</p>
Severity	Warning
Notification	Trace Log
Alarm	Yes
Trap	No
Server	MPE
Group	PCMM

Recovery

1. If you do not want this checking to be performed, set the configuration key, PCMM.Check.Classifiers, to false in the CMP system. Refer to the *CMP User Guide* for details.
2. Check the Classifier Limit that is provisioned for the CMTS in the CMP system and make sure that it is consistent with the actual CMTS.
3. Make sure your AM is configured to make requests that do not exceed the CMTS limit.

1029 – PCMM Failed To Send Gate Message

Message	PCMM: Rejecting <i>{msg type}</i> - I/O Error while sending to <i>{id}</i>
Description	<p>There was no PCMM session connection to the target CMTS (or downstream policy server).</p> <p>Note: The request will be rejected with a PCMM error code of 255 and a subcode of 211.</p>
Severity	Error
Notification	Trace Log
Alarm	Yes
Trap	No
Server	MPE
Group	PCMM

Recovery

Check the network connectivity between systems.

1050 – Policy Reject2

Message	Rejecting {msg type} - Rejected by policy "{name}"
Description	The specified message was rejected by the specified policy rule. Note: The request will be rejected with a PCMM error code of 255 and a subcode of 254.
Severity	Warning
Notification	Trace Log
Alarm	Yes
Trap	No
Server	MPE
Group	N/A

Recovery

1. Check the policy rule and the contents of the message to make sure it is operating as expected.
2. It may be helpful to increase the logging level of the policy log and then repeat this request to examine the details of the policy execution.
3. If the problem persists, contact [My Oracle Support \(MOS\)](#).

1051 – Policy Reject

Message	Rejecting {msg type} - Rejected by policy "{name}"
Description	The specified message was rejected by the specified policy rule. Note: The request will be rejected with a PCMM error code of 255 and a subcode of 254.
Severity	Warning
Notification	Trace Log
Alarm	Yes
Trap	No
Server	MPE
Group	N/A

Recovery

1. Check the policy rule and the contents of the message to make sure it is operating as expected.
2. It may be helpful to increase the logging level of the policy log and then repeat this request to examine the details of the policy execution.
3. If the problem persists, contact [My Oracle Support \(MOS\)](#).

1101 – DQOS Downstream Connection Closed

Message	DQOS: Established connection to <i>{id}</i>
Description	A new connection was established to the specified CMTS or downstream policy server.
Severity	Error
Notification	Trace Log
Alarm	No
Trap	No
Server	MPE
Group	DQOS

Recovery

If the problem persists, contact [My Oracle Support \(MOS\)](#).

1102 – MSC Conn Lost

Message	DQOS: Lost Connection to <i>{id}</i>
Description	The connection to the specified CMTS or downstream policy server was lost.
Severity	Error
Notification	Trace Log
Alarm	Yes
Trap	Yes
Server	MPE
Group	DQOS

Recovery

1. Check configuration and availability of the network element.
2. Check the network element for a reboot or other service interruption.
3. If the element has not failed, make sure the network path from the MPE device to the element (port 3918) is operational.

1104 – DQOS AM Connection Closed Clear

Message	DQOS: Lost connection with CMS <i>{id}</i>
Description	The MPE device lost a connection from the specified CMS.
Severity	Error
Notification	Trace Log

Alarm	Yes
Trap	Yes
Server	MPE
Group	DQOS
Recovery	
Check availability of the CMS.	

1110 – DQOS Received CMS

Message	DQOS: Received <i>{msg type}</i> from CMS <i>{id}</i> <i>{2}</i>
Description	The specified message type was received from the specified CMS.
Severity	Info
Notification	Trace Log
Alarm	No
Trap	No
Server	MPE
Group	DQOS
Recovery	
No action required.	

1111 – DQOS Sending

Message	DQOS: Sending <i>{msg type}</i> to <i>{id}</i>
Description	The specified message type was sent to the specified CMTS.
Severity	Info
Notification	Trace Log
Alarm	No
Trap	No
Server	MPE
Group	DQOS
Recovery	
No action required.	

1112 – DQOS Received

Message	DQOS: Received <i>{msg type}</i> from <i>{id}</i> <i>{msg contents}</i>
Description	The specified message type was received from the specified CMTS.
Severity	Info, Warning
Notification	Trace Log
Alarm	No
Trap	No
Server	MPE
Group	DQOS

Recovery

This message is logged at the Warning level when the DQOS message is an error message such as GateSetErr, GateDeleteErr, or GateInfoErr, and logged at the Info level when the message is an ACK such as GateSetAck, GateInfoAck, or GateDeleteAck.

1113 - DQOS Send CMS Warn

Message	DQOS: Sending <i>{msg type}</i> to CMS <i>{id}</i>
Description	The specified message type was sent to the specified CMS.
Severity	Warning
Notification	Trace Log
Alarm	No
Trap	No
Server	MPE
Group	DQOS

Recovery

This message is logged at the Warning level when the DQOS message is an error message such as GateSetErr, GateDeleteErr, or GateInfoErr, and logged at the Info level when the message is an ACK such as GateSetAck, GateInfoAck, or GateDeleteAck.

1120 - DQOS Reject No CMTS

Message	DQOS: Rejecting <i>{msg type}</i> - no CMTS available for SubId <i>{ip address}</i>
Description	A DQOS message was received with the specified subscriber IP address but there is no configured CMTS to handle this request.
Severity	Warning

Notification	Trace Log
Alarm	Yes
Trap	No
Server	MPE
Group	DQOS

Recovery

Check the configuration of the CMTSes associated with this MPE device. Make sure that there is a CMTS configured with a subnet for the specified subscriber AND make sure that this CMTS is associated with this MPE device.

1121 – DQOS Reject Gate

Message	DQOS: Rejecting <i>{msg type}</i> - invalid gate id <i>{id}</i>
Description	A DQOS message was received with a Gate ID that does not correspond to any session in the MPE database. This checking is only performed if the CMP server has enabled Gate checking for the MPE device (by default this is off).
Severity	Warning
Notification	Trace Log
Alarm	Yes
Trap	No
Server	MPE
Group	DQOS

Recovery

If you do not want this checking to be performed, disable it in the CMP.

1123 – DQOS Reject Sub ID

Message	DQOS: Rejecting <i>{msg type}</i> - SubId mismatch - request <i>{msg id}</i> doesn't match gate <i>{mpe id}</i>
Description	A DQOS message was received with a Subscriber ID that does not match the Subscriber ID for the corresponding session in the MPE database. This checking is only performed if the CMP server has enabled Gate checking for the MPE device (by default this is off).
Severity	Warning
Notification	Trace Log
Alarm	Yes
Trap	No

Server	MPE
Group	DQOS

Recovery

If you do not want this checking to be performed, disable it in the CMP.

1124 – DQOS Reject Subscriber

Message	DQOS: Rejecting <i>{msg type}</i> - Unrecognized Subscriber <i>{id}</i>
Description	A DQOS message was received with a Subscriber ID that does not correspond to a provisioned subscriber in the MPE database of known subscribers (CPEs). This checking is only performed if the CMP server has enabled Subscriber checking for the MPE device (by default this is off).
Severity	Warning
Notification	Trace Log
Alarm	Yes
Trap	No
Server	MPE
Group	DQOS

Recovery

If you do not want this checking to be performed, disable it in the CMP.

1129 - DQOS Reject

Message	DQOS: Rejecting <i>{msg type}</i> - DQOS I/O Error while sending to <i>{id}</i>
Description	An unexpected I/O error was encountered while trying to send the specified message to a CMTS.
Severity	Warning
Notification	Trace Log
Alarm	Yes
Trap	No
Server	MPE
Group	DQOS

Recovery

1. Check the logs for further details on the I/O error.
2. Check the availability of the destination CMTS and the operational status of the network to the CMTS.

1150 - DQOS Policy Reject

Message	DQOS: Rejecting {0} - Rejected by policy "{name}"
Description	The specified message was rejected by the specified policy rule.
Severity	Warning
Notification	Trace Log
Alarm	Yes
Trap	No
Server	MPE
Group	DQOS

Recovery:

Check the policy rule and the contents of the message to make sure it is operating as expected. It may be helpful to increase the logging level of the policy log and then repeat this request to examine the details of the policy execution.

1204 - SPC Conn Closed

Message	SPC DQOS: Lost connection with CMS {id}
Description	The MPE device lost a connection from the specified CMS.
Severity	Error
Notification	Trace Log
Alarm	Yes
Trap	No
Server	MPE
Group	SPC DQOS

Recovery

1. Check availability of the CMS.
2. Check the CMS log for a recent failover or other operations that can interrupt communications.
3. If the CMS has not failed, make sure the path from the CMS to the MPE device (port 2126) is operational.

1209 - SPC DQOS Gate Delete

Message	SPC DQOS: Deleting gate {gate id}, T1 Timer expired
Description	The specified gate was deleted because it did not transition from the RESERVED state to the COMMITTED state before the T1 Timer expired.

Severity	Notice
Notification	Trace Log
Alarm	No
Trap	No
Server	MPE
Group	SPC DQOS

Recovery

Check the logs and status in the CMS to determine why the gate did not get committed. This may be a normal situation in which the call was aborted before it was fully set up.

1210 - SPC DQOS Received

Message	SPC DQOS: Received <i>{msg type}</i> from CMS <i>{id}</i> <i>{msg contents}</i>
Description	The specified message type was received from the specified CMS.
Severity	Info
Notification	Trace Log
Alarm	No
Trap	No
Server	MPE
Group	SPC DQOS

Recovery

If the problem persists, contact [My Oracle Support \(MOS\)](#).

1213 - SPC DQOS Send CMS Warn

Message	SPC DQOS: Sending <i>{msg type}</i> to CMS <i>{id}</i>
Description	The specified message type was sent to the specified CMS.
Severity	Warning
Notification	Trace Log
Alarm	No
Trap	No
Server	MPE
Group	SPC DQOS

Recovery

If the problem persists, contact [My Oracle Support \(MOS\)](#).

1221 - SPC DQOS Global Session Reject

Message	SPC DQOS: Rejecting <i>{msg type}</i> - invalid global session id <i>{global sess id}</i>
Description	The MPE device received a request to perform an operation on a global session (call) that does not exist in the MPE database.
Severity	Warning
Notification	Trace Log
Alarm	Yes
Trap	No
Server	MPE
Group	SPC DQOS

Recovery

1. This is usually an indication that there is a protocol error or communication problem between an MPE device and a CMS.
2. If there was a recent failover or communication interruption, it is possible that one of the devices may have data that is not complete.

1231 - SPC DQOS Ingress Reject

Message	SPC DQOS: Rejecting <i>{msg type}</i> - invalid ingress id <i>{ingress id}</i>
Description	The MPE device received a request to set up a gate for a zone that does not exist (as specified by the ingress ID in the request)
Severity	Warning
Notification	Trace Log
Alarm	Yes
Trap	No
Server	MPE
Group	SPC DQOS

Recovery

Ensure that the topology information in the MPE device is up-to-date and consistent with the topology information in the CMS that issued the request.

1232 - SPC DQOS Gate Reject

Message	SPC DQOS: Rejecting <i>{msg type}</i> - no path to root zone for ingress id <i>{ingress id}</i>
----------------	---

Description	The MPE device received a request to set up a gate for a zone that does not have a valid path to the root zone.
Severity	Warning
Notification	Trace Log
Alarm	Yes
Trap	No
Server	MPE
Group	SPC DQOS

Recovery:

Although in theory this is possible, it should not happen unless there is a problem in the configuration of the network topology. Verify that the network topology is defined correctly.

1233 - SPC DQOS Gate Drop

Message	SPC DQOS:Dropping <i>{msg type}</i> - invalid gate id <i>{gate id}</i>
Description	The MPE device received a request that referenced the specified gate ID and an unrelated session (via the GlobalSessionID).
Severity	Warning
Notification	Trace Log
Alarm	Yes
Trap	No
Server	MPE
Group	SPC DQOS

Recovery

1. This is usually an indication that there is a protocol error or communication problem between an MPE device and a CMS.
2. If there was a recent failover or communication interruption, it is possible that one of the devices may have data that is not complete.

1250 - SPC DQOS Policy Reject

Message	SPC DQOS:Rejecting <i>{msg type}</i> - Rejected by policy " <i>{policy name}</i> "
Description	The specified request was rejected because of a policy rule (specified by policy name).
Severity	Warning
Notification	Trace Log
Alarm	Yes

Trap	No
Server	MPE
Group	SPC DQOS

Recovery

This is usually an indication that a device in the path would have exceeded its capacity limit if the request had been approved. For more details check the Network Topology Viewer in the CMP server.

1370 - BRAS IP Declared Static

Message	BRAS: COPS-PR declared an IP address (<i>{ip address}</i>) already defined as static in account <i>{account id}</i>
Description	A subscriber attached to the network with a static IP address, but the BRAS to which the subscriber is connected also assigned a dynamic IP address.
Severity	Error
Notification	Trace Log
Alarm	No
Trap	No
Server	MPE
Group	N/A

Recovery:

1. Either remove the static IP definition or configure the subscriber on the BRAS to have a static IP address.
2. If the problem persists, contact [My Oracle Support \(MOS\)](#).

1401 – Diam Conn Opened W Peer

Message	Diameter: Transport connection opened with peer <i>{ip address:port}</i>
Description	A transport level connection (such as TCP) has been established with the specified Diameter peer.
Severity	Warning
Notification	Trace Log
Alarm	Yes
Trap	Yes
Server	MPE, MRA
Group	Diameter

Recovery

No action required.

1402 – Connectivity Lost

Message	Diameter: Connectivity lost with peer <i>{host name}({ip address}), {new alarm alarm cleared}</i>
Description	A connection with a peer has been closed by the MPE device.
Severity	Warning
Notification	Trace Log
Alarm	Yes
Trap	Yes
Server	MPE, MRA
Group	Diameter

Recovery

1. Check configuration and availability of the network element.
2. Check the network element for a reboot or other service interruption.
3. If the element has not failed, ensure the network path from the MPE device to the element is operational.
4. Verify that the peer is online (although the connection can recover on its own on the next retry attempt).

1403 – Connectivity Degraded

Message	Diameter: Connectivity degraded with peer <i>{host name} ({ip address}), {new alarm alarm cleared}</i>
Description	A connection with a peer has degraded.
Severity	Warning
Notification	Trace Log
Alarm	Yes
Trap	Yes
Server	MPE, MRA
Group	Diameter

Recovery

Verify that the peer is online (although the connection can recover on its own on the next retry attempt).

1404 – Send Message Debug | Info

Message	Diameter: Sent <i>{msg type [device name]}</i> to <i>{device name} {ip address}</i>
Description	A Diameter message has been sent to the specified peer using the specified connection. When the message contains an error, the event logs with a Warning; when the message processes normally, the event logs as Info; for Diameter Watchdog requests and answers, the event logs as Debug.
Severity	Warning, Info, Debug
Notification	Trace Log
Alarm	No
Trap	No
Server	MPE, MRA
Group	Diameter
Recovery	No action required.

1405 – Receive Message

Message	Diameter: Received <i>{msg type [device name]}</i> from <i>{device name} {ip address}</i>
Description	A Diameter message has been received from the specified peer to the specified connection. When the message contains an error, the event logs with a Warning; when the message processes normally, the event logs as Info; for Diameter Watchdog requests and answers, the event logs as Debug.
Severity	Warning, Info, Debug
Notification	Trace Log
Alarm	No
Trap	No
Server	MPE, MRA
Group	Diameter
Recovery	No action required.

1406 – Receive Message EXC

Message	Diameter: Error processing message <i>{msg}</i> from <i>{peer id} {conn id}</i>
----------------	---

Description	An error occurred while processing a received message from the specified peer over the specified connection.
Severity	Error
Notification	Trace Log
Alarm	No
Trap	No
Server	MPE, MRA
Group	Diameter
Recovery	Check the error code and verify that the message received is properly formatted.

1407 – Peer Status Change Notice | Warn

Message	Diameter: Peer <i>{name(ip address)}</i> status changed from <i>{INITIAL OKAY}</i> to <i>{OKAY DOWN}</i>
Description	The status of a Diameter peer has changed. This event is usually generated after a connection has been established and capability exchange has occurred (Notice level) or after a connection was torn down with a peer (Warning level).
Severity	Notice, Warning
Notification	Trace Log
Alarm	No
Trap	No
Server	MPE, MRA
Group	Diameter
Recovery	<ol style="list-style-type: none"> 1. If a Warning level, check configuration and availability of the network element. 2. Check the network element for a reboot or other service interruption. 3. If the element has not failed, ensure the network path from the MPE device to the element is operational.

1408 – New Conn Rejected

Message	Diameter: New connection <i>{ip address:port}</i> rejected as a valid connection already exists with peer <i>{peer id}</i> [, alarm cleared]
Description	A Diameter peer (identified by its Diameter Identity) attempted to establish a connection with the Policy Management device although it already has a valid connection. The Diameter protocol allows only one connection from a particular peer.

Severity	Error
Notification	Trace Log
Alarm	Yes
Trap	Yes
Server	MPE, MRA
Group	Diameter

Recovery

1. Check the peer configuration and ensure that from the peer's perspective, it also sees a valid connection with the MPE device.
2. If the problem persists, contact [My Oracle Support \(MOS\)](#).

1409 – Reject Missing AVP

Message	Diameter: Rejecting <i>{msg type}</i> from <i>{peer id}</i> - <i>{conn id}</i> AVP(s) not found in request <i>{request details}</i>
Description	The request was rejected by the Policy Management device as it was missing an AVP that was required for the processing of the request based on the corresponding Diameter application procedures and current session state.
Severity	Error
Notification	Trace Log
Alarm	No
Trap	No
Server	MPE, MRA
Group	Diameter

Recovery

Check the peer configuration to identify the reason the AVP was not included in the request.

1410 – Message Timeout

Message	Diameter: Response timeout for <i>{msg type}</i> sent to <i>{conn id}</i> <i>{msg details}</i>
Description	A response message was not received for the request sent to the destination host.
Severity	Error
Notification	Trace Log
Alarm	No
Trap	No

Server MPE, MRA

Group Diameter

Recovery

If the problem persists, contact [My Oracle Support \(MOS\)](#).

1411 – Duplicate Message

Message Diameter: Received duplicate message *{msg type}* from *{conn id}* *{msg details}*

Description The received message was discarded because it was received previously by another message containing the same Diameter End-to-End Identifier from the same origin host.

Severity Error

Notification Trace Log

Alarm No

Trap No

Server MPE

Group Diameter

Recovery

If the problem persists, contact [My Oracle Support \(MOS\)](#).

1412 – Send Response Info | Warn | Debug

Message Diameter:Sent *{msg type}* to *{peer id}* in *{time}* ms *{msg details}*

Description A Diameter message was sent.

Severity Info, Warning, Debug

Notification Trace Log

Alarm No

Trap No

Server MPE, MRA

Group Diameter

Recovery

If the problem persists, contact [My Oracle Support \(MOS\)](#).

1413 – Receive Response Info | Warn | Debug

Message	Diameter: Received <i>{msg type}</i> from <i>{peer id}</i> in <i>{time}</i> ms <i>{msg contents}</i>
Description	A Diameter message was received.
Severity	Info, Warning, Debug
Notification	Trace Log
Alarm	No
Trap	No
Server	MPE, MRA
Group	Diameter

Recovery

If the problem persists, contact [My Oracle Support \(MOS\)](#).

1414 - SCTP Path Status Changed

Message	Diameter: SCTP path on association ID <i>{id}</i> address <i>{1}</i> <i>{2}</i>
Description	An SCTP path is unavailable. An Info level message is generated when a backup or non-primary path is confirmed by the SCTP association. An Error level message is generated when one of the paths fails, whether it is a primary or non-primary path. A Notice level message is generated when a path that previously failed recovers.
Severity	Notice, Error
Notification	Trace Log
Alarm	Yes
Trap	No
Server	MPE, MRA
Group	Diameter

Recovery

If the problem persists, contact [My Oracle Support \(MOS\)](#).

1420 – Diam Reject No PCEF Error | Warn

Message	Diameter: Rejecting <i>{app function}</i> - no PCEF available for subscriber
Description	Request from an application function (such as P-CSCF) was rejected by the MPE device as there was no corresponding session with the PCEF (such as a GGSN) for the subscriber.
Severity	Error, Warning

Notification	Trace Log
Alarm	No
Trap	No
Server	MPE, MRA
Group	Diameter

Recovery

Check the provided subscriber identification and IP address and verify that it corresponds to a subscriber who is attached to the network.

1421 – Diam Missing Profile For Media

Message	Diameter: No default QoS profile defined for media <i>{type}</i>
Description	The MPE device received a request (such as Rx) from an application to set up policy rules on the enforcement device, but the application function did not provide enough information in the request for the device to derive corresponding quality of service (QoS) parameters, and there are no default profiles configured in the device for the corresponding media type.
Severity	Error
Notification	Trace Log
Alarm	No
Trap	No
Server	MPE
Group	Diameter

Recovery

1. Check the MPE device configuration for Diameter AF default QoS profiles and add a default QoS profile for the media type in question.
2. Verify the reason why the application function did not provide enough info to the device within the application request.

1440 – Diam No Associated NE

Message	Diameter: Rejecting request for subscriber <i>{sub id}</i> - No Network Element found for node <i>{node id}</i>
Description	The MPE device rejected a request (such as Gx) from an enforcement device (such as a GGSN) because it did not recognize it as a "known" network element.
Severity	Error
Notification	Trace Log

Alarm	No
Trap	No
Server	MPE
Group	Diameter

Recovery

1. Check the MPE device configuration and verify that the enforcement device is configured as a Network Element and associated with the MPE device.
2. Verify that the Network Element's Diameter identity is configured.

1441 – Rule Fail

Message	Diameter: PCC/ADC rule <i>{rule name}</i> failed for subscriber <i>{sub id}</i> {2} - Rule failure code <i>{fail code}</i>
Description	A PCEF Charging-Rule-Report indicated that installation of the specified PCC/ADC rule for the specified subscriber and Diameter session failed with the specified failure code. If the PCEF reports failure to install multiple rules for the same reason, the MPE device generates a single event with multiple rule names.
Severity	Error
Notification	Trace Log
Alarm	No
Trap	No
Server	MPE
Group	Diameter
Recovery	No actions are required.

1442 – Rule Retry

Message	Diameter: PCC/ADC rule <i>{rule name}</i> retry <i>{num}</i> of <i>{max num}</i> ; RetryCycle <i>{num}</i> for subscriber <i>{sub id}</i> {sess id}. Next retry in <i>{time}</i> seconds.
Description	This event is generated by the MPE device when a PCC rule installation retry has been initiated as a result of a rule installation failure. This event will contain the name of the PCC rule, the retry attempt number and maximum retries (for example, "retry 1 of 3"), current Retry Cycle, the Diameter Session-Id, and subscriber identifier. If this is not the final retry attempt, the event will contain information about when the next retry will be attempted (for example, "next retry in 30 seconds").
Severity	Info
Notification	Trace Log

Alarm	No
Trap	No
Server	MPE
Group	Diameter
Recovery	
	No actions are required.

1443 – Retry Fail Error

Message	Diameter: PCC/ADC rule <i>{rule name}</i> retry failed after <i>{num}</i> attempts for subscriber <i>{sub id}</i> <i>{sess id}</i>
Description	This log entry is generated by the MPE device when a CCR-U with a Rule failure code and either an RAR with result code = DIAMETER_PCC_RULE_EVENT(5142) or an DIAMETER_ADC_RULE_EVENT(5148) is contained in the rule report triggers the last retry RAR attempt of the last retry cycle. This log will contain the name of the PCC rule, the maximum retry attempts (that is, maximum retry cycles * max retry attempts per cycle), the Diameter Session-Id, and subscriber identifier.
Severity	Error
Notification	Trace Log
Alarm	No
Trap	No
Server	MPE
Group	Diameter
Recovery	
	If necessary adjust configuration values.

1444 – Rule Retry Canceled

Message	Diameter:PCC/ADC rule <i>{rule name}</i> retry canceled for subscriber <i>{sub id}</i> <i>{sess id}</i>
Description	Retrying installation of the specified PCC rule was canceled for the specified subscriber and Diameter session. This can happen because the rule was removed or installed as the result of a policy action. This log will contain the name of the PCC rule, the Diameter Session-Id and subscriber identifier.
Severity	Info
Notification	Trace Log
Alarm	No

Trap	No
Server	MPE
Group	Diameter

Recovery

No actions are required.

1445 – Rule Retry Error Too Many

Message	Diameter:PCC/ADC rule <i>{rule name}</i> retry aborted for subscriber <i>{sub id}</i> <i>{sess id}</i> - Too many retries in progress (<i>{num}</i> attempts)
Description	A rule installation retry cannot be initiated because the maximum number of simultaneous retries has been reached.
Severity	Info
Notification	Trace Log
Alarm	No
Trap	No
Server	MPE
Group	Diameter

Recovery

If necessary, adjust configuration values.

1446 – Max PDN Connections

Message	Diameter: The maximum number of PDN connections per binding has been exceeded for subscriber <i>{sub id}</i>
Description	The maximum number of PDN connections has been exceeded for a subscriber.
Severity	Warning
Notification	Trace Log
Alarm	No
Trap	No
Server	MPE, MRA
Group	Diameter

Recovery

No actions are required

1447 – Diam Too Many Sessions

Message	Diameter: The maximum number of secondary sessions has been exceeded for same IP-CAN session association for subscriber : { <i>sub id</i> }
Description	The maximum number of secondary sessions has been exceeded for the same IP-CAN session association for the specified subscriber.
Severity	Warning
Notification	Trace Log
Alarm	No
Trap	No
Server	MPE
Group	Diameter
Recovery	No action required.

1450 – SCE GX No Profile

Message	SceGx:No SCE Profile or Default Profile set for subscriber {0} {1}
Description	For the specified subscriber, there was no SCE Package ID set using either an SCE Traffic Profile in policy or the Diameter PCEF Default Profile.
Severity	Warning
Notification	Trace Log
Alarm	No
Trap	No
Server	MPE
Group	Diameter
Recovery	Ensure all subscribers have an SCE Traffic Profile applied to their CCR-I request, either using policy or by selecting an SCE Traffic Profile as the Diameter PCEF Default Profile.

1470 – Diam Session Cleanup Start

Message	Diameter: Starting cleanup task
Description	The Diameter session binding cleanup task has begun.
Severity	Info
Notification	Trace Log

Alarm	No
Trap	No
Server	MPE
Group	Diameter
Recovery	
No action required.	

1471 – Diam Session Cleanup Send RARs

Message	Diameter: Finished iterating the database. Starting to send RARs to {num} suspect sessions
Description	The database iterations (listing the potential number of stale sessions identified for cleanup) have ended.
Severity	Info
Notification	Trace Log
Alarm	No
Trap	No
Server	MPE
Group	Diameter
Recovery	
No action required.	

1472 – Diam Session Cleanup Complete

Message	Diameter: Completed session cleanup
Description	The diameter session binding cleanup task has ended and the purging process has started.
Severity	Info
Notification	Trace Log
Alarm	No
Trap	No
Server	MPE
Group	Diameter
Recovery	
No action required.	

1473 – PCMM Session Cleanup Send GateInfos

Message	PCMM: Finished iterating the database. Starting to send GateInfos to {num} suspect sessions
Description	PCMM finished iterating the database. Starting to send GateInfos to suspect sessions.
Severity	Info
Notification	Trace Log
Alarm	No
Trap	No
Server	CPE
Group	N/A

Recovery:

No action required.

1474 – PCMM Session Cleanup Start

Message	PCMM: Starting cleanup task
Description	Cleanup task is starting
Severity	Info
Notification	Trace Log
Alarm	No
Trap	No
Server	MPE
Group	N/A

Recovery:

No action required.

1475 – PCMM Session Cleanup Complete

Message	PCMM: Completed session cleanup
Description	PCMM finished session cleanup
Severity	Info
Notification	Trace Log
Alarm	No
Trap	No
Server	MPE

Group	N/A
--------------	-----

Recovery

No action required.

1476 – Diam Session Cleanup Built Complete

Message	Diameter: Completed session cleanup list built
Description	Diameter finished building the session cleanup list.
Severity	Info
Notification	Trace Log
Alarm	No
Trap	No
Server	MPE
Group	N/A

Recovery

No action required.

1477 – PCMM Session Cleanup Built Complete

Message	PCMM:Completed session cleanup list built
Description	PCMM finished building the session cleanup list.
Severity	Info
Notification	Trace Log
Alarm	No
Trap	No
Server	MPE
Group	N/A

Recovery:

No action required.

1600 – DBPLUGIN No Match Warn

Message	DBPLUGIN:No matches for {0}
Description	DbPlugin search request did not find any results for the specified criteria.
Severity	Warning
Notification	Trace Log

Alarm	No
Trap	No
Server	MPE
Group	Data Source
Recovery	
No actions are required	

1601 – LDAP Conn To

Message	LDAP: Established connection to {server}
Description	A new LDAP connection to the specified server was established.
Severity	Info
Notification	Trace Log
Alarm	No
Trap	No
Server	MPE
Group	LDAP
Recovery	
No actions are required.	

1602 – LDAP Closing Conn To

Message	LDAP:Closing connection to {server}
Description	The LDAP connection to the specified server was closed.
Severity	Warning
Notification	Trace Log
Alarm	No
Trap	No
Server	MPE
Group	LDAP
Recovery	
No actions are required.	

1605 – LDAP Conn Failed

Message	LDAP: Attempted connection to <i>{ip address}:{port}</i> failed, reason: <i>{msg}</i>
Description	A connection attempt to the indicated server failed for the reason described in msg.
Severity	Error
Notification	Trace Log
Alarm	No
Trap	No
Server	MPE
Group	LDAP

Recovery

1. Verify that there is not a problem with the LDAP server or the network path used to reach the server.
2. Check LDAP data source configuration to verify proper connection information is provided.

1610 – LDAP Search Fail

Message	LDAP:Search failure for <i>{id}</i> due to the following error: <i>{error msg}</i>
Description	LDAP search failure due to an error.
Severity	Warning
Notification	Trace Log
Alarm	No
Trap	No
Server	MPE
Group	LDAP

Recovery

No actions are required

1611 – LDAP Search

Message	LDAP:Searching for <i>{stype}</i> : <i>{criteria}</i>
Description	A search is being performed for the search type <i>stype</i> using the specified criteria.
Severity	Info

Notification	Trace Log
Alarm	No
Trap	No
Server	MPE
Group	LDAP
Recovery	
No actions are required.	

1612 – LDAP Search Results

Message	LDAP:Search results for <i>{stype} {filter}</i> are: <i>{results}</i>
Description	Displays the results of the search request (if matches found).
Severity	Info
Notification	Trace Log
Alarm	No
Trap	No
Server	MPE
Group	LDAP
Recovery	
No actions are required.	

1613 – LDAP Search No Matches

Message	LDAP:No matches for <i>{stype} {filter}</i>
Description	A search returned no results.
Severity	Warning
Notification	Trace Log
Alarm	No
Trap	No
Server	MPE
Group	LDAP
Recovery	
With multiple data sources, an individual data source might not return any results.	

1614 – LDAP Multi Match

Message	LDAP: Multiple matches for <i>{stype}</i> <i>{filter}</i>
Description	A search returned multiple results.
Severity	Warning
Notification	Trace Log
Alarm	No
Trap	No
Server	MPE
Group	LDAP
Recovery	Verify that the search criteria should have resulted in multiple matches. If necessary, correct the LDAP configuration.

1615 – LDAP Search Fail2

Message	LDAP:Unexpected search failure for <i>{stype}</i> <i>{filter}</i> , reason: <i>{msg}</i>
Description	A search was terminated because of an unexpected exception.
Severity	Error
Notification	Trace Log
Alarm	No
Trap	No
Server	MPE
Group	LDAP
Recovery	Check the cause of the exception and check the LDAP configuration for any errors that might have caused the problem.

1617 – LDAP Modify Entry

Message	LDAP: Modify Entry for <i>{process id}</i> : <i>{key}</i>
Description	This is a detailed description of the LDAP modification to be initiated. Example – Modify Entry for <i>Processor ID</i> (for example <i>UserByE164</i>); LDAP Processor: <i>Processor ID</i> Entry DN: <i>LDAP DN</i> Attribute: <i>LDAP Attribute</i> Value: <i>new value</i>
Severity	Info
Notification	Trace Log

Alarm	No
Trap	No
Server	MPE
Group	LDAP
Recovery	
No action required.	

1619 – LDAP Modify Unexpected Error

Message	LDAP: Unexpected modify failure for <i>{process id}</i> <i>{key}</i> , reason: <i>{msg}</i>
Description	Unexpected LDAP modify failure.
Severity	Warning
Notification	Trace Log
Alarm	No
Trap	No
Server	MPE
Group	LDAP
Recovery	
No actions are required	

1620 – LDAP Queue Distress

Message	LDAP: Operation queue <i>{process id}</i> in distress. Queue capacity exceeds <i>{event msg}</i> .
Description	An LDAP operations queue is in distress and has exceeded capacity.
Severity	Warning
Notification	Trace Log
Alarm	No
Trap	No
Server	MPE
Group	LDAP
Recovery	
No actions are required	

1621 – LDAP Queue Cleared

Message	LDAP: Operation queue <i>{process id}</i> has cleared and is no longer in distress. Capacity is below <i>{event msg}</i> .
Description	An LDAP message that the queue is no longer in distress.
Severity	Warning
Notification	Trace Log
Alarm	No
Trap	No
Server	MPE
Group	LDAP
Recovery	No actions are required

1622 – LDAP Queue Full

Message	LDAP:Operation queue <i>{process id}</i> is currently at 100% and will begin rejecting new LDAP Modify requests.
Description	An LDAP message queue is at 100% capacity and will reject new LDAP modify requests.
Severity	Warning
Notification	Trace Log
Alarm	No
Trap	No
Server	MPE
Group	LDAP
Recovery	No actions are required

1623 – LDAP Modify Fail2

Message	LDAP: Modify failure. Unable to modify <i>{fields}</i> at <i>{DN}</i> due to the following error: <i>{msg}</i>
Description	Unable to initiate an LDAP modify operation on the specific External Field specified by the user. Example – Modify failure. Unable to modify <i>External Field Name</i> at <i>LDAP DN</i> due to the following error: <i>reason</i>
Severity	Warning

Notification	Trace Log
Alarm	No
Trap	No
Server	MPE
Group	LDAP
Recovery	
No actions are required	

1624 – LDAP Modify Fail

Message	LDAP: Modify failure. Unable to perform modify due to the following error: <i>{msg}</i>
Description	Unable to initiate an LDAP modify operation because the LDAP data source does not support this operation. Example – Modify failure. Unable to perform modify due to the following error: <i>Data source is not configured with External Fields and will not support this update.</i>
Severity	Warning
Notification	Trace Log
Alarm	No
Trap	No
Server	MPE
Group	LDAP
Recovery	
No actions are required	

1626 – No Configured Data Sources

Message	LDAP:Update unsuccessful: <i>{msg}</i>
Description	Unsuccessful LDAP update.
Severity	Info
Notification	Trace Log
Alarm	No
Trap	No
Server	MPE
Group	LDAP
Recovery	
No actions are required	

1630 – DHCP Unexpected Event ID Set | Clear

Message	DHCP: Unexpected problem: <i>{msg}</i>
Description	DHCP: Unexpected problem: <i>0</i> .
Severity	Error
Notification	Trace Log
Alarm	No
Trap	No
Server	MPE
Group	Data Source

Recovery

If the problem persists, contact [My Oracle Support \(MOS\)](#).

1631 – DHCP Unable To Bind Event ID

Message	DHCP: Unable to bind to port <i>{port num}</i> for listening
Description	DHCP is unable to bind to the specified port for listening.
Severity	Error
Notification	Trace Log
Alarm	No
Trap	No
Server	MPE
Group	Data Source

Recovery

If the problem persists, contact [My Oracle Support \(MOS\)](#).

1632 – DHCP Response Timeout Event ID

Message	DHCP: Timeout waiting for response from <i>{id}</i>
Description	DHCP timed out waiting for a response from the indicated source.
Severity	Error
Notification	Trace Log
Alarm	No
Trap	No
Server	MPE

Group	Data Source
--------------	-------------

Recovery

If the problem persists, contact [My Oracle Support \(MOS\)](#).

1633 – Bad Relay Address Event ID Set | Clear

Message	DHCP: Bad relay address {ip address}
Description	DHCP: Bad relay address.
Severity	Error
Notification	Trace Log
Alarm	No
Trap	No
Server	DC
Group	Data Collection Task

Recovery

If the problem persists, contact [My Oracle Support \(MOS\)](#).

1634 – Bad Primary Address Event ID Set | Clear

Message	DHCP:Bad primary address {ip address}
Description	DHCP encountered a bad primary address.
Severity	Error
Notification	Trace Log
Alarm	No
Trap	No
Server	MPE
Group	Data Source

Recovery

If the problem persists, contact [My Oracle Support \(MOS\)](#).

1635 – Bad Secondary Address Event ID Set | Clear

Message	DHCP:Bad secondary address {ip address}
Description	DHCP encountered a bad secondary address.
Severity	Error
Notification	Trace Log

Alarm	No
Trap	No
Server	MPE
Group	Data Source
Recovery	

If the problem persists, contact [My Oracle Support \(MOS\)](#).

1641 – Searching Event ID

Message	<i>{0}</i> : Searching for <i>{event id}</i>
Description	Searching for the specified event ID.
Severity	Info
Notification	Trace Log
Alarm	No
Trap	No
Server	MPE
Group	Data Source
Recovery	

No action required.

1642 – Results Event ID

Message	<i>{msg type}</i> : Result for <i>{ip address}</i> : <i>{cpe mac address}</i> , xid: <i>{agent mac address}</i>
Description	Results of a search CPE by IP address.
Severity	Info
Notification	Trace Log
Alarm	No
Trap	No
Server	MPE
Group	Data Source

Recovery:
No action required.

1661 – EL Bad Realm

Message	SH:Peer Realm <i>{msg details}</i>
Description	A bad realm is configured.
Severity	Error
Notification	Trace Log
Alarm	No
Trap	No
Server	MPE
Group	LDAP
Recovery	
No actions are required	

1662 – EL Bad Address

Message	SH:Bad <i>{primary secondary}</i> address <i>{ip address}</i>
Description	SH bad IP address configured.
Severity	Error
Notification	Trace Log
Alarm	No
Trap	No
Server	MPE
Group	LDAP
Recovery	
No actions are required	

1663 – EL Searching

Message	SH: Searching for <i>{peer id}</i> : <i>{subscriber id}</i>
Description	Started search for subscriber in Diameter Peer HSS.
Severity	Info
Notification	Trace Log
Alarm	No
Trap	No
Server	MPE
Group	LDAP

Recovery

No actions are required

1664 – EL Search Results

Message	SH:Search results for <i>{stype}</i> <i>{filter}</i> are: <i>{results}</i>
Description	Search results for user from Diameter Peer HSS
Severity	Warning
Notification	Trace Log
Alarm	No
Trap	No
Server	MPE
Group	LDAP
Recovery	
	No actions are required

1665 – EL No Matches

Message	SH:No matches for <i>{stype}</i> <i>{filter}</i>
Description	No results found for user from Diameter Peer HSS.
Severity	Info
Notification	Trace Log
Alarm	No
Trap	No
Server	MPE
Group	LDAP
Recovery	
	No actions are required

1666 – EL Unexpected Search Failure

Message	SH:Unexpected search failure on <i>{peer id}</i>
Description	Unexpected SH search failure.
Severity	Warning
Notification	Trace Log
Alarm	No

Trap	No
Server	MPE
Group	LDAP
Recovery	
No actions are required	

1667 – EL Subscribing

Message	SH: Subscribing for <i>{key}: {id}</i>
Description	SH: Subscribing for user profile change notifications for a subscriber.
Severity	Info
Notification	Trace Log
Alarm	No
Trap	No
Server	MPE
Group	LDAP
Recovery	
No actions are required.	

1668 – EL Subscribe Results

Message	SH: Subscription results for <i>{key} {id}</i> are: <i>{results}</i>
Description	Subscription results for user from Diameter Peer HSS.
Severity	Info
Notification	Trace Log
Alarm	No
Trap	No
Server	MPE
Group	LDAP
Recovery	
No actions are required	

1669 – EL Subscribe Fail

Message	SH:Unexpected subscription failure for <i>{key} {id}</i> , reason: <i>{reason}</i>
----------------	--

Description	SH: Unexpected subscription failure.
Severity	Info
Notification	Trace Log
Alarm	No
Trap	No
Server	MPE
Group	LDAP
Recovery	
No actions are required	

1670 – EL Unsubscribing

Message	SH: Unsubscribing for <i>{key}: {id}</i>
Description	Unsubscribing for user profile change notifications for a user.
Severity	Info
Notification	Trace Log
Alarm	No
Trap	No
Server	MPE
Group	LDAP
Recovery	
No actions are required	

1671 – EL Unsubscribe Results

Message	SH: Unsubscription results for <i>{key} {id}</i> are: <i>{results}</i>
Description	Unsubscription results for user from Diameter Peer HSS.
Severity	Info
Notification	Trace Log
Alarm	No
Trap	No
Server	MPE
Group	LDAP
Recovery	
No actions are required	

1672 – EL Unsubscribe Failure

Message	SH:Unexpected unsubscription failure for <i>{key} {id}</i> , reason: <i>{reason}</i>
Description	Unexpected unsubscription failure.
Severity	Info
Notification	Trace Log
Alarm	No
Trap	No
Server	MPE
Group	LDAP
Recovery	
No actions are required	

1673 – EL Notification

Message	SH: Received notification: <i>{results}</i>
Description	Received a notification.
Severity	Info
Notification	Trace Log
Alarm	No
Trap	No
Server	MPE
Group	LDAP
Recovery	
No actions are required	

1674 - EL Updating

Message	SH: Updating user <i>{key}: {id} {results}</i>
Description	Updating user
Severity	Info
Notification	Trace Log
Alarm	No
Trap	No
Server	MPE

Group	Data Source
--------------	-------------

Recovery:

No action required.

1675 - EL Update Failure

Message	SH: Update results for <i>{sub id} {1}</i> are: <i>{reason}</i>
Description	Update for specified subscriber failed for the indicate reason.
Severity	Warning
Notification	Trace Log
Alarm	No
Trap	No
Server	MPE
Group	Data Source
Recovery	

If the problem persists, contact [My Oracle Support \(MOS\)](#).

1676 - EL Update Out of Sync

Message	SH:Update Out-Of-Sync for <i>{sub id} {peer id}</i>
Description	Update out of sync for specified subscriber ID.
Severity	Info
Notification	Trace Log
Alarm	No
Trap	No
Server	MPE
Group	Data Source
Recovery	

No action required.

1681 – MSR Connection

Message	MSR: Established connection to <i>{ip address:port num}</i>
Description	A new connection to the server at the specified IP address was established.
Severity	Notice
Notification	Trace Log

Alarm	No
Trap	No
Server	MPE
Group	MSR
Recovery	

No actions are required.

1682 – MSR Connection Closing

Message	MSR: Closing connection to <i>{ip address:port num}</i>
Description	The connection to the server at the specified IP address was closed.
Severity	Info
Notification	Trace Log
Alarm	No
Trap	No
Server	MPE
Group	MSR
Recovery	

No actions are required.

1684 – SPR Connection Closed

Message	MSR: Closing connection to <i>{ip address:port num}</i> in order to revert to primary
Description	Closing a secondary MSR connection to revert to a primary connection. Occurs when flipping back from secondary to primary MRA connection.
Severity	Error
Notification	Trace Log
Alarm	Yes
Trap	Yes
Server	MPE
Group	MSR
Recovery	

Self recovery; no action required.

1685 – MSR DB Not Reachable

Message	MSR: Attempted connection to <i>{ip address:port num}</i> failed, reason: <i>{msg}</i>
Description	Connection attempt to the MSR server at the specified IP address failed for the specified reason.
Severity	Error
Notification	Trace Log
Alarm	Yes
Trap	Yes
Server	MPE
Group	MSR
Recovery	

Verify that there is not a problem with the MSR server or the network path used to reach the server.

1686 – MSR Search

Message	MSR: Searching for <i>{stype}</i> : <i>{key}</i>
Description	A search is being performed for the search type using the specified key.
Severity	Info
Notification	Trace Log
Alarm	No
Trap	No
Server	MPE
Group	MSR
Recovery	

No actions are required.

1687 – MSR Search Result

Message	MSR: Search result for <i>{stype}</i> <i>{key}</i> is: <i>{result}</i>
Description	The results of the search request.
Severity	Info
Notification	Trace Log
Alarm	No
Trap	No

Server	MPE
Group	MSR

Recovery

No actions are required.

1690 – MSR Search Fail

Message	MSR: Unexpected search failure for <i>{stype} {key}</i> , reason: <i>{msg}</i>
Description	A search was terminated for the specified unexpected reason.
Severity	Warning
Notification	Trace Log
Alarm	No
Trap	No
Server	MPE
Group	MSR

Recovery

Check the cause of the exception and check the MSR configuration for any errors that might have caused the problem.

1691 – MSR Update

Message	MSR: Updating <i>{type}: {key}</i>
Description	An update is being performed for the update type using the specified key.
Severity	Info
Notification	Trace Log
Alarm	No
Trap	No
Server	MPE
Group	MSR

Recovery

No actions are required.

1692 – MSR Update Result

Message	MSR: Update results for <i>{type} {key}</i> are: <i>{result}</i>
Description	The results of the update request.

Severity	Info
Notification	Trace Log
Alarm	No
Trap	No
Server	MPE
Group	MSR

Recovery

No actions are required.

1693 – MSR Update Fail

Message	MSR: Unexpected update failure for <i>{type} {key}</i> , reason: <i>{msg}</i>
Description	An update was terminated for the specified unexpected reason.
Severity	Warning
Notification	Trace Log
Alarm	No
Trap	No
Server	MPE
Group	MSR

Recovery

Check the cause of the exception and check the MSR configuration for any errors that might have caused the problem.

1694 – MSR Sub

Message	MSR: Subscribing for <i>{type: {key}}</i>
Description	A subscription is being performed for the subscription type using the specified key.
Severity	Info
Notification	Trace Log
Alarm	No
Trap	No
Server	MPE
Group	MSR

Recovery

No actions are required.

1695 – MSR Sub Result

Message	MSR: Subscription results for <i>{type} {key}</i> are: <i>{result}</i>
Description	The results of the subscription request.
Severity	Info
Notification	Trace Log
Alarm	No
Trap	No
Server	MPE
Group	MSR
Recovery	

No actions are required.

1696 – MSR Sub Fail

Message	MSR:Unexpected subscription failure for <i>{0} {1}</i> , reason: <i>{2}</i>
Description	A subscription was terminated for the specified unexpected reason.
Severity	Warning
Notification	Trace Log
Alarm	No
Trap	No
Server	MPE
Group	MSR
Recovery	

Check the cause of the exception and check the MSR configuration for any errors that might have caused the problem.

1697 – MSR Unsub

Message	MSR: Unsubscribing for <i>{type}: {key}</i>
Description	An unsubscription is being performed for the subscription type using the specified key.
Severity	Info
Notification	Trace Log

Alarm	No
Trap	No
Server	MPE
Group	MSR
Recovery	

No actions are required.

1698 – MSR Unsub Result

Message	MSR: Unsubscription results for <i>{type} {key}</i> are: <i>{result}</i>
Description	The results of the unsubscription request.
Severity	Info
Notification	Trace Log
Alarm	No
Trap	No
Server	MPE
Group	MSR
Recovery	

No actions are required.

1699 – MSR Unsub Fail

Message	MSR: Unexpected unsubscription failure for <i>{type} {key}</i> , reason: <i>{msg}</i>
Description	An unsubscription was terminated for the specified unexpected reason.
Severity	Warning
Notification	Trace Log
Alarm	No
Trap	No
Server	MPE
Group	MSR
Recovery	

Check the cause of the exception and check the MSR configuration for any errors that might have caused the problem.

1711 – BRAS Handle DRQ

Message	COPS-PR: Received <i>{msg type}</i> from <i>{gate id}</i>
Description	The specified message type was received from the specified gateway.
Severity	Info
Notification	Trace Log
Alarm	No
Trap	No
Server	MPE
Group	MSR
Recovery	No actions are required.

1801 – PCMM No PCEF

Message	PCMM:No PCEF available for SubId <i>{0}</i>
Description	This trace log records every PCMM request when the MPE cannot find PCEF. The tracelog is disabled by default unless the user sets "RC.TrapNoPcefEnabled" to "true" in RcMgr. This update occurs in both MPE-R and MPE-S. The SubId in the log details is CMTSIP if MPE uses CMTSIP to find PCEF when it receives PCMM requests. The PCMM requests may be GateSet GateInfo GateDelete.
Severity	Error
Notification	Trace Log
Alarm	No
Trap	No
Server	MPE
Group	PCMM
Recovery:	If the problem persists, contact My Oracle Support (MOS) .

1805 - PCMM No Connection PCEF

Message	PCMM: No connection to PCEF. Host name: <i>{host name}</i>
Description	PCMM has no connection to PCEF.
Severity	Error
Notification	Trace Log

Alarm	No
Trap	No
Server	MPE
Group	PCMM
Recovery	

If the problem persists, contact [My Oracle Support \(MOS\)](#).

2198 – SMSR SMSC Switched to Primary

Message	SMPP: Switched back to primary SMSC <i>{ip address host name}</i> .
Description	SMPP switched back to the primary SMSC located at the indicated IP address.
Severity	Warning
Notification	Trace Log
Alarm	No
Trap	No
Server	MPE
Group	SMPP
Recovery	

If the problem persists, contact [My Oracle Support \(MOS\)](#).

2199 - SMSR SMSC Switched to Secondary

Message	SMPP: Lost connection to primary SMSC <i>{ip address host name}</i> . Switched to secondary SMSC <i>{ip address host name}</i> .
Description	SMPP lost the connection to the primary SMSC and switched to the secondary SMSC.
Severity	Warning
Notification	Trace Log
Alarm	No
Trap	No
Server	MPE
Group	SMPP
Recovery	

If the problem persists, contact [My Oracle Support \(MOS\)](#).

2210 - Reached Max Gates Event ID | Clear

Message	MGPI:{ <i>ip address</i> } reached max upstream gates
Description	A subscriber at IP address has reached the configured maximum number of upstream gates.
Severity	Warning
Notification	Trace Log
Alarm	No
Trap	No
Server	MPE
Group	MGPI
Recovery	No action is required.

2211 – Reached Max GPI Event ID Set | Clear

Message	MGPI: { <i>ip address</i> } reached max GPI on all upstream gates
Description	A subscriber at IP address has reached the configured maximum grants per interval on all upstream gates.
Severity	Warning
Notification	Trace Log
Alarm	No
Trap	No
Server	MPE
Group	MGPI
Recovery	<ol style="list-style-type: none"> 1. This subscriber address is exceeding the capacity; attention is required. 2. If the problem persists, contact My Oracle Support (MOS).

2212 - Incrementing GPI Event ID

Message	MGPI: Incrementing GPI for gateid:{ <i>gate id</i> }, amid:{ <i>am id</i> }, subscriber:{ <i>sub id</i> } to { <i>num</i> }
Description	The grant per interval for the specified gate, AMID, and subscriber has been increased to num.
Severity	Info
Notification	Trace Log

Alarm	No
Trap	No
Server	MPE
Group	MGPI
Recovery	
No actions required.	

2213 – Decrementing GPI Event ID

Message	MGPI: Decrementing GPI for gateid:{gate id}, amid:{am id}, subscriber:{sub id} to {num}
Description	The grant per interval for the specified gate, AMID, and subscriber has been decreased to num.
Severity	Info
Notification	Trace Log
Alarm	No
Trap	No
Server	MPE
Group	MGPI
Recovery	
No action is required.	

2300 – Time Period Changed

Message	TOD: Time period(s) changed from <i>{prev time}</i> to <i>{new time}</i> .
Description	The current time period has changed. (This may not affect any sessions.)
Severity	Info
Notification	Trace Log
Alarm	No
Trap	No
Server	MPE
Group	Time-of-Day
Recovery	
No actions are required.	

2301 – Transition Started

Message	TOD: Transition to time period(s) {0} started.
Description	A time period transition has started.
Severity	Info
Notification	Trace Log
Alarm	No
Trap	No
Server	MPE
Group	Time-of-Day
Recovery	
No actions are required.	

2302 – Transition Aborted

Message	TOD: Transition to time period(s) {new time} was still in progress when time periods changed. Transition aborted.
Description	A time period transition was started before a previous transition was completed. The time transition was canceled.
Severity	Warning
Notification	Trace Log
Alarm	No
Trap	No
Server	MPE
Group	Time-of-Day
Recovery	
No actions are required.	

2303 – Transition Succeeded

Message	TOD: Transition to time period(s) {new time} successfully completed.
Description	A time period transition has finished and all affected sessions have been updated accordingly.
Severity	Info
Notification	Trace Log
Alarm	No

Trap	No
Server	MPE
Group	Time-of-Day
Recovery	
No actions are required.	

2304 – Transition Failed

Message	TOD: Transition to time period(s) <i>{new time}</i> failed to complete normally.
Description	A time period transition was not completed due to a communication failure with the policy enforcement device.
Severity	Warning
Notification	Trace Log
Alarm	No
Trap	No
Server	MPE
Group	Time-of-Day
Recovery	
No actions are required.	

2305 – Transition Aborted On Demand

Message	TOD: Transition to time period(s) <i>{new time}</i> was aborted.
Description	An operator has manually canceled a time period transition.
Severity	Warning
Notification	Trace Log
Alarm	No
Trap	No
Server	MPE
Group	Time-of-Day
Recovery	
No actions are required.	

2306 – Tasks Scheduled On Demand

Message	TOD: Transition to time period(s) <i>{new time}</i> was invoked by the operator.
Description	A transition to a time period was invoked by the operator.
Severity	Warning
Notification	Trace Log
Alarm	No
Trap	No
Server	MPE
Group	Time-of-Day
Recovery	No actions are required.

2547 – SMS Delivery Date In Past

Message	SMS: Delivery date lies in past, <i>{delivery date calcuated}</i> .
Description	This trace log message is displayed when the configured delivery date is in past.
Severity	Warning
Notification	Trace Log
Alarm	No
Trap	No
Server	MPE
Group	SMS
Recovery	Configure a delivery date in the user profile that is not in the past.

2548 – SMS Send Global Billing Day

Message	SMS: Billing day not available for user: <i>{user id}</i> , considering global billing day <i>{global billing day}</i> for delivery date calculations.
Description	This trace log message is displayed when the billing date is configured as '0' in the user profile.
Severity	Debug
Notification	Trace Log
Alarm	No

Trap	No
Server	MPE
Group	SMS

Recovery:

Configure a valid billing date within the 1-31 range in the user profile. If a valid billing date is not configured, the global billing date will be used by default as the billing date for delivery date calculations.

2549 – SMSR Queue Full

Message	SMS: SMSR internal queue is full: <i>{queue name}</i> . Messages will be rejected until space becomes available.
Description	SMSR queue has reached capacity. Messages will be rejected until space becomes available.
Severity	Warning
Notification	Trace Log
Alarm	Yes - 72549
Trap	No
Server	MPE
Group	SMS

Recovery

No actions are required.

2550 – SMS Not Enabled

Message	SMS: SMS Relay is not enabled to receive message. <i>{0}</i>
Description	SMS Relay is not enabled. An Info level entry is logged if the event occurs during reconfiguration. A Warning level entry is logged if the event occurs during operation.
Severity	Info, Warning
Notification	Trace Log
Alarm	No
Trap	No
Server	MPE
Group	SMS

Recovery

No action is required.

2551 – SMS Config Endpoint

Message	SMS: Configured SMS Relay endpoint: <i>{host name:port num/path_to_service}</i>
Description	Configured SMS Relay endpoint.
Severity	Info
Notification	Trace Log
Alarm	No
Trap	No
Server	MPE
Group	SMS
Recovery	No actions are required

2552 – SMS Send Success

Message	SMS: Sent to <i>{0}</i> using SMS Relay defined at <i>{1}</i> # Message: <i>{2}</i>
Description	Sent message using SMS Relay.
Severity	Info
Notification	Trace Log
Alarm	No
Trap	No
Server	MPE
Group	SMS
Recovery	No actions are required

2553 – SMS Invalid Date Send Failure

Message	SMS: Unable to send SMS to <i>{user id}</i> . Invalid Delivery Day <i>{delivery date calculated}</i> configured.
Description	This trace log message is triggered when a user configures an invalid delivery date in the policy action such as using 0 or a negative integer. This trace log message is also triggered if a configured smart string does not resolve to a positive integer.
Severity	Warning
Notification	Trace Log

Alarm	No
Trap	No
Server	MPE
Group	SMS

Recovery:

Configure a valid billing date in the user profile. Configure the date as a smart string so that it will resolve to a valid day of month.

2554 – SMS Send Delivery Date

Message	SMS: Sending SMS <i>{SMS content}</i> to user <i>{user id}</i> on Delivery Date <i>{delivery date calculator}</i> .
Description	This trace log is triggered when an SMS is sent successfully on the scheduled delivery date. The purpose of this log is to display the date on which an SMS is going to be delivered to the end user.
Severity	Debug
Notification	Trace Log
Alarm	No
Trap	No
Server	MPE
Group	SMS

Recovery:

No action required.

2555 – SMS Send Error

Message	SMS: Error sending SMS to <i>{sub id}</i> using SMS Relay defined at <i>{ip address}</i> # Message: <i>{msg contents}</i>
Description	An error occurred when sending SMS using defined SMS Relay.
Severity	Error
Notification	Trace Log
Alarm	No
Trap	No
Server	MPE
Group	SMS

Recovery

No actions are required

2556 – SMS Send Failure

Message	SMS: Unable to send SMS to <i>{sub id}</i> using SMS Relay defined at <i>{ip address}</i>
Description	Unable to send SMS using defined SMS Relay.
Severity	Warning
Notification	Trace Log
Alarm	No
Trap	No
Server	MPE
Group	SMS
Recovery	
No actions are required	

2557 – SMS Failure No MSISDN

Message	SMS: Unable to send SMS to <i>{sub id}</i> . User's MSISDN could not be found.
Description	Unable to send SMS because user's MSISDN not found.
Severity	Warning
Notification	Trace Log
Alarm	No
Trap	No
Server	MPE
Group	SMS
Recovery	
No actions are required.	

2558 – SMS Connection Established To SMSC

Message	SMS: Connection established to SMSC <i>{ip address}</i>
Description	This trace log is triggered when a connection is established to the SMSC.
Severity	Info
Notification	Trace Log
Alarm	No
Trap	No

Server	MPE
Group	SMPP

Recovery

No actions are required.

2559 – SMSR SMSC Conn Closed

Message	SMS:Connection has been closed to SMSC <i>{ip address}</i>
Description	The connection to the SMSC is lost.
Severity	Warning
Notification	Trace Log
Alarm	No
Trap	No
Server	MPE
Group	SMPP

Recovery

No actions are required.

2560 – Email Not Enabled Warn

Message	SMTP: SMTP functionality is not enabled to send message. <i>{0}</i>
Description	SMTP functionality is not enabled to send message.
Severity	Warning
Notification	Trace Log
Alarm	No
Trap	No
Server	MPE
Group	SMTP

Recovery

If the problem persists, contact [My Oracle Support \(MOS\)](#).

2561 – Email Config Endpoint

Message	SMTP: Configured endpoint: <i>{ip address:port num/path/service name}</i>
Description	The SMTP endpoint was configured.

Severity	Info
Notification	Trace Log
Alarm	No
Trap	No
Server	MPE
Group	SMTP
Recovery	
No action required.	

2562 – Email Send Success

Message	SMTP:Sent to id: <i>{sub id}</i> using SMS Relay defined at <i>{ip address:port num/path/service}# Subject:{msg subj}</i>
Description	SMTP sent an email successfully to the specified subscriber using the indicated SMS Relay endpoint.
Severity	Info
Notification	Trace Log
Alarm	No
Trap	No
Server	MPE
Group	SMTP
Recovery	
No action required.	

2563 – Email Send Error

Message	SMTP: Error sending SMTP message to <i>{sub id}</i> using SMS Relay defined at <i>{ip address:port num/path/service name}# Subject: {msg subj}# Message: {msg contents}</i>
Description	An error occurred while sending an email to the specified subscriber using the indicated SMS Relay endpoint. The email subject and contents are detailed.
Severity	Warning
Notification	Trace Log
Alarm	No
Trap	No
Server	MPE

Group SMTP

Recovery

If the problem persists, contact [My Oracle Support \(MOS\)](#).

2564 – Email Send Failure

Message SMTP: Unable to send SMTP message to *{sub id}* using SMS Relay defined at *{ip address:port num/path/service name}*

Description Unable to send email using the defined SMS Relay endpoint.

Severity Warning

Notification Trace Log

Alarm No

Trap No

Server MPE

Group SMTP

Recovery

If the problem persists, contact [My Oracle Support \(MOS\)](#).

2565 – SMSR SMTP Conn Closed

Message SMTP: Connection to MTA was closed.

Description The connection to the MTA was lost.

Severity Warning

Notification Trace Log

Alarm Yes – 72565

Trap No

Server MPE

Group SMTP

Recovery

No actions are required.

2566 – SMTP Connection Established | Warn

Message SMTP: Connection established to MTA *{ip address}*

Description A connection to the MTA was established.

Severity Info, Warning

Notification	Trace Log
Alarm	No
Trap	No
Server	MPE
Group	SMTP
Recovery	
No actions are required.	

2567 – SMTP Connection Error

Message	SMTP: Error attempting to establish a new connection to <i>{ip address}</i> . Error: <i>{error msg}</i>
Description	A connection to the specified MTA could not be established.
Severity	Warning
Notification	Trace Log
Alarm	No
Trap	No
Server	MPE
Group	SMTP
Recovery	
No actions are required.	

2568 – HTTP Connection Established

Message	Policy Notification: Connection established to server <i>{ip address}</i>
Description	A connection from the SMSR to a configured destination was established.
Severity	Info
Notification	Trace Log
Alarm	No
Trap	No
Server	MPE
Group	HTTP
Recovery	
No action required.	

2569 – HTTP Connection Error

Message	Policy Notification: Lost connection with destination <i>{ip address}</i>
Description	A connection between the SMSR and the configured destination was closed.
Severity	Warning
Notification	Trace Log
Alarm	No
Trap	No
Server	MPE
Group	HTTP

Recovery

1. Check the network connectivity between SMSR and configured destination.
2. Check configured URL.

2570 – HTTP Queue Clear Size Reached

Message	Notification queue is at <i>{#}%</i> capacity
Description	Warning to indicate that notifications are backing up because of connection or latency problems.
Severity	Warning
Notification	Trace Log
Alarm	Yes, 72549
Trap	No
Server	MPE
Group	HTTP

Recovery

Check the network connectivity between the SMSR and configured destination or check for heavy traffic between the SMSR and configured destination.

2571 – Generic Notification Send Error

Message	Policy Notification: Error sending Notification to <i>{#}/n</i> Message: <i>{#}</i>
Description	An error to indicate that the notification message was unable to be sent from the MPE to the SMSR.
Severity	Error

Notification	Trace Log
Alarm	No
Trap	No
Server	MPE
Group	HTTP

Recovery

If the problem persists, contact [My Oracle Support \(MOS\)](#).

2611 – MSR Receive Notification

Message	MSR: Received notification: <i>{msg}</i>
Description	The specified notification was received from the MSR about a subscriber profile change.
Severity	Info
Notification	Trace Log
Alarm	No
Trap	No
Server	MPE
Group	MSR

Recovery

No actions are required.

2700 – Binding Created

Message	DRA: Binding Created for subscriber <i>{sub id}</i> with server identity <i>{device name}</i>
Description	A new DRA binding was created and an MRA device was selected for the subscriber's sessions.
Severity	Info
Notification	Trace Log
Alarm	No
Trap	No
Server	MRA
Group	MRA

Recovery

No actions are required.

2701 – Binding Released

Message	DRA: Binding Released for subscriber <i>{sub id}</i> with server identity <i>{device name}</i>
Description	A DRA binding was released between the named subscriber and MRA device because the subscriber's last session was terminated.
Severity	Info
Notification	Trace Log
Alarm	No
Trap	No
Server	MRA
Group	MRA

Recovery

No actions are required.

2702 – Binding Found

Message	DRA: Binding Found for subscriber <i>{sub id}</i> with server identity <i>{device name}</i>
Description	An existing binding was found (and possibly updated) between the specified subscriber and MRA device.
Severity	Debug
Notification	Trace Log
Alarm	No
Trap	No
Server	MRA
Group	MRA

Recovery

No actions are required.

2703 - Binding Not Found

Message	DRA: Binding NOT found for subscriber <i>{sub id}</i>
Description	The MRA device did not find binding information for the named subscriber and has to either query another MRA device or respond to a requesting MRA device.
Severity	Info
Notification	Trace Log

Alarm	No
Trap	No
Server	MRA
Group	MRA
Recovery	
No actions are required.	

2704 - Binding Release Task

Message	DRA: Binding Release Task <i>{STARTED COMPLETED ABORTED}</i> Total time : <i>{1}{2}</i>
Description	A binding release task has either started, completed, or aborted.
Severity	Warning
Notification	Trace Log
Alarm	No
Trap	No
Server	MRA
Group	MRA
Recovery	
No actions are required.	

2705 – Duplicate Bindings

Message	DRA: Duplicate bindings have been detected for <i>{sub id list}</i> on <i>{device list}</i>
Description	Duplicate bindings have been found for the list of subscribers on the list of MRA devices.
Severity	Warning
Notification	Trace Log
Alarm	No
Trap	No
Server	MRA
Group	MRA
Recovery	
No actions are required.	

2706 – Suspect Cleanup Start

Message	DRA: Binding cleanup task has been started
Description	Indicates that the cleanup task to look for stale sessions and suspect bindings has started or is currently running.
Severity	Warning
Notification	Trace Log
Alarm	No
Trap	No
Server	MRA
Group	MRA
Recovery	No actions are required.

2707 – Suspect Cleanup Finished

Message	DRA: Binding cleanup task is finished and processed <i>{num}</i> stale bindings, <i>{num}</i> duplicate bindings, and <i>{num}</i> stale sessions
Description	Indicates that the cleanup task to look for stale sessions and suspect bindings has finished.
Severity	Warning
Notification	Trace Log
Alarm	No
Trap	No
Server	MRA
Group	MRA
Recovery:	No actions are required.

2708 – DRA Cleanup Task Finished Iter

Message	DRA: Binding Finished iterating the database
Description	Indicates the cleanup task is now finished for its current cycle, and displays the number of stale bindings, duplicate bindings, and stale sessions detected.
Severity	Warning
Notification	Trace Log
Alarm	No

Trap	No
Server	MRA
Group	MRA

Recovery

No actions are required.

2710 – RADIUS Cleanup | RADIUS Server Stop

Message	RADIUS: Clean up task finished. Cleaned up <i>{num}</i> sessions of <i>{1}</i> in <i>{time}</i> seconds. RADIUS: Stopping communication for port <i>{port num}</i>
Description	
Severity	Info, Notice
Notification	Trace Log
Alarm	No
Trap	No
Server	MPE
Group	RADIUS

Recovery:

No actions are required

2711 – RADIUS Cleanup Failed

Message	RADIUS: Failed to cleanup session <i>{sess id}</i> from BNG <i>{ip address}</i> .
Description	RADIUS failed to cleanup session.
Severity	Warning
Notification	Trace Log
Alarm	No
Trap	No
Server	MPE
Group	RADIUS

Recovery

No actions are required

2712 – RADIUS Cleanup Started

Message	RADIUS: Clean up task started at {mm/dd/yy hh:mm AM PM}.
Description	The RADIUS cleanup task started at the specified day and time.
Severity	Info
Notification	Trace Log
Alarm	No
Trap	No
Server	MPE
Group	RADIUS
Recovery	No actions are required

2713 – RADIUS Rejected On TDF Failure | RADIUS Send Failure

Message	RADIUS: Rejecting request {0} as TDF {1} reported error or timed out. RADIUS: Failed to send {0} / {1} [{2} / {3}] from {4} {5}
Description	RADIUS rejected a request because TDF reported an error or the request timed out. RADIUS failed to send the specified message from the specified device.
Severity	Warning
Notification	Trace Log
Alarm	No
Trap	No
Server	MPE
Group	RADIUS
Recovery	No actions are required

2720 – Mapping Cleanup Start

Message	DRA: Mapping cleanup task has been started
Description	The Mapping cleanup task has started.
Severity	Warning

Notification	Trace Log
Alarm	No
Trap	No
Server	MPE
Group	DRA
Recovery	
No actions are required	

2721 – Mapping Cleanup Finished

Message	DRA: Mapping cleanup task is finished and processed <i>{num}</i> stale mappings
Description	The Mapping cleanup task is finished and processed the indicated number of stale mappings.
Severity	Warning
Notification	Trace Log
Alarm	No
Trap	No
Server	MRA
Group	DRA
Recovery	
No actions are required	

2900 – ADMISSION Protocol Busy Event

Message	ADMISSION: System is in busy state : <i>{0}</i>
Description	The current system load is evaluated by an admission controller as exceeding admission criteria thresholds.
Severity	Warning
Notification	Trace Log
Alarm	No
Trap	No
Server	MPE, MRA
Group	Load Admission
Recovery	

Typically, this condition returns to normal state. If it persists, contact [My Oracle Support \(MOS\)](#).

2901 – ADMISSION Protocol Clear Event

Message	ADMISSION: System is in normal state : {0}
Description	The current system load is below clearing admission criteria thresholds and stability timeout is exceeded.
Severity	Warning
Notification	Trace Log
Alarm	No
Trap	No
Server	MPE, MRA
Group	Load Admission
Recovery	No actions are required.

2902 – ADMISSION Component Busy Event

Message	ADMISSION: {3}: Resource {res name} : new condition {1} of the criteria {threshold}
Description	The load of the monitored resource is evaluated by an admission controller as exceeding the admission criteria threshold. This event carries only an informative value and can be disabled by the ResourceStateLog property.
Severity	Warning
Notification	Trace Log
Alarm	No
Trap	No
Server	MPE, MRA
Group	Load Admission
Recovery	Typically, this condition returns to normal state. If it persists, contact My Oracle Support (MOS) .

2903 – ADMISSION Component Clear Event

Message	ADMISSION: {3}: Resource {res name} : new condition {1} of the criteria {threshold}
Description	The load of the monitored resource is below the clearing criteria threshold. This event carries only an informative value and can be disabled by the ResourceStateLog property.

Severity	Warning
Notification	Trace Log
Alarm	No
Trap	No
Server	MPE, MRA
Group	Load Admission

Recovery

No actions are required.

2904 – Diameter Too Busy Set | Clear

Message	ADMISSION: {0} is in a {1} state
Description	Diameter/RADIUS protocol is in a busy state.
Severity	Warning Error
Notification	Trace Log
Alarm	Yes
Trap	Yes
Server	MPE, MRA
Group	Load Admission

Recovery

Self-recoverable when load drops below cleanup threshold; if persisted, identify the source of the high Diameter/RADIUS load.

2905 – RADIUS Too Busy | Clear

Message	ADMISSION: {0} is in a {1} state
Description	Diameter/RADIUS protocol is in a normal state.
Severity	Error
Notification	Trace Log
Alarm	Yes
Trap	Yes
Server	MPE, MRA
Group	Load Admission

Recovery

Self-recoverable when load drops below cleanup threshold; if persisted, identify the source of the high Diameter/RADIUS load.

3000 – Trace Log Rate Limit

Message	The trace log has throttled <i>{num}</i> messages in the past <i>{time}</i> seconds
Description	Messages are throttled when the message rate is above the configured rate of 10 per second (the default value).
Severity	Warning
Notification	Trace Log
Alarm	No
Trap	No
Server	MPE
Group	N/A
Recovery	No actions are required.

3100 – Cert Interval Days

Message	Certificate Interval less than or equal to zero. SubjectDN name "{0}". Days: {1}
Description	The SSL certificate specified will expire in 1 days. Note: A 90-day SSL certificate is installed by default when a fresh software installation occurs on a system. The expiration of this certificate can cause this trace log code to be generated.
Severity	Warning
Notification	Trace Log
Alarm	No
Trap	No
Server	CMP
Group	Certificate Monitor
Recovery	<ol style="list-style-type: none"> 1. Delete the expiring SSL certificate using the Platform Configuration utility to prevent this warning message from being generated again. Platform Configuration procedures are available in the <i>Platform Configuration User's Guide</i>. 2. If using https or encryption between servers, create a new certificate using the Platform Configuration utility.

3101 – Cert Interval

Message	Certificate Interval less than or equal to zero. SubjectDN name "{0}".
Description	The certificate interval is less than or equal to zero.
Severity	Warning
Notification	Trace Log
Alarm	No
Trap	No
Server	CMP
Group	Certificate Monitor

Recovery

1. Delete the expired SSL certificate using the Platform Configuration utility to prevent this warning message from being generated again. Platform Configuration procedures are available in the *Platform Configuration User's Guide*.
2. If using https or encryption between servers, create a new certificate using the Platform Configuration utility.

4000 – Policy Critical Alarm | Clear

Message	Critical Action Alarm: {0}, of policy "{name}" with ID - {sub id}
Description	Arbitrary alarm whose cause (and resolution) depends on the policy definition.
Severity	Critical Notice
Notification	Trace Log
Alarm	Yes
Trap	Yes
Server	MPE
Group	Load Admission

Recovery

Recovery is based on each individual case.

4001 – Policy Major Alarm | Clear

Message	Major Action Alarm: {0}, of policy "{name}" with ID - {sub id}
Description	Arbitrary alarm whose cause (and resolution) depends on the policy definition.

Severity	Error Notice
Notification	Trace Log
Alarm	Yes
Trap	Yes
Server	MPE
Group	Load Admission

Recovery

Recovery is based on each individual case.

4002 – Policy Minor Alarm | Clear

Message	Minor Action Alarm: <i>{0}</i> , of policy " <i>{name}</i> " with ID - <i>{sub id}</i>
Description	Arbitrary alarm whose cause (and resolution) depends on the policy definition.
Severity	Warning Notice
Notification	Trace Log
Alarm	Yes
Trap	Yes
Server	MPE
Group	Load Admission

Recovery

Recovery is based on each individual case.

4048 – PCMM Unknown GateID

Message	PCMM: Protocol error - unknown gate id. Gate Id: <i>{gate id}</i>
Description	A PCMM message was received with a Gate ID that does not correspond to any session in the MPE database.
Severity	Warning
Notification	Trace Log
Alarm	No
Trap	No
Server	MPE
Group	CAC

Recovery

If the problem persists, contact [My Oracle Support \(MOS\)](#).

4063 – NAC Session Context Format Error

Message	CAC: Session context format error for session <i>{sess id}</i> - removing
Description	The MPE device encountered a session context format error for the specified session and removed the session.
Severity	Warning
Notification	Trace Log
Alarm	No
Trap	No
Server	MPE
Group	CAC

Recovery

If the problem persists, contact [My Oracle Support \(MOS\)](#).

4069 – CAC Remove Fail

Message	CAC: Attempt to remove non-existent session ID <i>{0}</i> failed
Description	The VoD server attempted to release a session that no longer exists (or never existed).
Severity	Warning
Notification	Trace Log
Alarm	No
Trap	No
Server	MPE
Group	CAC

Recovery

If the problem persists, contact [My Oracle Support \(MOS\)](#).

4080 – NAC Session Lookup Fail

Message	CAC: Error locating session in CAC database: <i>{error msg}</i>
Description	There was a problem reading the session database.
Severity	Error
Notification	Trace Log

Alarm	No
Trap	No
Server	MPE
Group	CAC
Recovery	

If problem persists, contact [My Oracle Support \(MOS\)](#).

4143 – CAC DB Write Fail

Message	CAC: Exception while writing session database.
Description	This is an internal configuration error.
Severity	Error
Notification	Trace Log
Alarm	No
Trap	No
Server	MPE
Group	CAC
Recovery	

If problem persists, contact [My Oracle Support \(MOS\)](#).

4154 – NAC VOD Server Activate

Message	NAC: VOD Server Activate.
Description	The VoD server is now active.
Severity	Info
Notification	Trace Log
Alarm	No
Trap	No
Server	MPE
Group	CAC
Recovery	

If problem persists, contact [My Oracle Support \(MOS\)](#).

4155 – NAC VOD Server Deactivate

Message	NAC:VOD Server Deactivate
---------	---------------------------

Description	The VoD Server is now inactive.
Severity	Warning
Notification	Trace Log
Alarm	No
Trap	No
Server	MPE
Group	CAC
Recovery	

If problem persists, contact [My Oracle Support \(MOS\)](#).

4156 – PCMM Unknown

Message	PCMM: Protocol error - unknown. Gate Id: {gate id}; Error Code: {code}
Description	There was an internal error while releasing resources.
Severity	Warning
Notification	Trace Log
Alarm	No
Trap	No
Server	MPE
Group	CAC
Recovery	

If problem persists, contact [My Oracle Support \(MOS\)](#).

4157 – PCMM Protocol Error

Message	PCMM: Protocol error. Gate Id: {gate id}
Description	PCMM encountered a protocol error from the specified gate ID.
Severity	Warning
Notification	Trace Log
Alarm	No
Trap	No
Server	MPE
Group	CAC
Recovery	

If problem persists, contact [My Oracle Support \(MOS\)](#).

4208 – CAC Dupe Session Status

Message	CAC: {0} reserve of duplicate session {1} on {2} complete: status {3}, duration {time}ms
Description	A session with a duplicate ID was successfully reserved.
Severity	Error
Notification	Trace Log
Alarm	No
Trap	No
Server	MPE
Group	CAC
Recovery	No action required.

4300 - RC Conn Lost

Message	Rc {ip address} Unreachable
Description	The CMP-to-MPE connection has failed.
Severity	Warning
Notification	Trace Log
Alarm	Yes
Trap	Yes
Server	MPE
Group	Load Admission
Recovery	Policy execution INFO trace log

4301 - RC Conn Restore

Message	Rc {ip address} Reachable
Description	The CMP-to-MPE connection has been restored.
Severity	Info
Notification	Trace Log
Alarm	Yes
Trap	Yes

Server	CMP, DC
Group	Load Admission
Recovery	
	Policy execution INFO trace log

4302 – RC Unreachable

Message	Rc {ip address} Unreachable - Operation: {operation}
Description	The CMP-to-MPE connection failed during the specified operation.
Severity	Warning
Notification	Trace Log
Alarm	Yes
Trap	Yes
Server	MPE
Group	Load Admission
Recovery	
	1. Policy execution INFO trace log.
	2. If the problem persists, contact My Oracle Support (MOS) .

4303 – RC Log Download Fail

Message	Can not download log file from Rc {ip address}
Description	Cannot download log file from Rc.
Severity	Warning
Notification	Trace Log
Alarm	No
Trap	No
Server	DC
Group	Data Collection Task
Recovery	
	If the problem persists, contact My Oracle Support (MOS) .

4550 – Policy Info

Message	Policy Trace {0}: {policy name}
----------------	---------------------------------

Description	Policy generated Info level Trace Log notification.
Severity	Info
Notification	Trace Log
Alarm	No
Trap	No
Server	MPE
Group	Load Admission
Recovery	
	Policy execution INFO trace log

4551 – Policy Warn

Message	Policy Trace {0}: {policy name}
Description	If no TDF-Application-Instance-Identifier in the Application-Detection-Information AVP is found, but some installed PCC/ADC rules contain binding information of the same TDF-Application-Identifier, then this trace log is triggered and session processing continues.
Severity	Warning
Notification	Trace Log
Alarm	No
Trap	No
Server	MPE
Group	Load Admission
Recovery	
	Policy execution WARN trace log

4552 – Policy Debug

Message	Policy Trace {0}: {policy name}
Description	Policy generated Debug level Trace Log notification.
Severity	Debug
Notification	Trace Log
Alarm	No
Trap	No
Server	MPE
Group	Load Admission

Recovery

Policy execution DEBUG trace log

4560 – Policy Trace Action Emergency

Message	Policy Action Trace: <i>{policy notification}</i>
Description	Policy Action generated Emergency Trace Log notification.
Severity	Emergency
Notification	Trace Log
Alarm	No
Trap	No
Server	MPE
Group	Load Admission

Recovery

Policy generated trace log EMERGENCY action

4561 – Policy Trace Action Alert

Message	Policy Action Trace: <i>{policy notification}</i>
Description	Policy Action generated Alert Trace Log notification.
Severity	Alert
Notification	Trace Log
Alarm	No
Trap	No
Server	MPE
Group	Load Admission

Recovery

Policy generated trace log ALERT action

4562 – Policy Trace Action Critical

Message	Policy Action Trace: <i>{policy notification}</i>
Description	Policy Action generated Critical Trace Log notification.
Severity	Critical
Notification	Trace Log
Alarm	No

Trap	No
Server	MPE
Group	Load Admission
Recovery	
Policy generated trace log CRITICAL action	

4563 – Policy Trace Action Error

Message	Policy Action Trace: <i>{policy notification}</i>
Description	Policy Action generated Error Trace Log notification.
Severity	Error
Notification	Trace Log
Alarm	No
Trap	No
Server	MPE
Group	Load Admission
Recovery	
Policy generated trace log ERROR action	

4564 – Policy Trace Action Warning

Message	Policy Action Trace: <i>{policy notification}</i>
Description	Policy Action generated Warning Trace Log notification.
Severity	Warning
Notification	Trace Log
Alarm	No
Trap	No
Server	MPE
Group	Load Admission
Recovery	
Policy generated trace log WARNING action	

4565 – Policy Trace Action Notice

Message	Policy Action Trace: <i>{policy notification}</i>
Description	Policy Action generated Notice Trace Log notification.

Severity	Notice
Notification	Trace Log
Alarm	No
Trap	No
Server	MPE
Group	Load Admission
Recovery	
Policy generated trace log NOTICE action	

4566 – Policy Trace Action Info

Message	Policy Action Trace: <i>{policy notification}</i>
Description	Policy Action generated Info Trace Log notification.
Severity	Info
Notification	Trace Log
Alarm	No
Trap	No
Server	MPE
Group	Load Admission
Recovery	
Policy generated trace log INFO action	

4567 – Policy Trace Action Debug

Message	Policy Action Trace: <i>{policy notification}</i>
Description	Policy Action generated Debug Trace Log notification.
Severity	Debug
Notification	Trace Log
Alarm	No
Trap	No
Server	MPE
Group	Load Admission
Recovery	
Policy generated trace log DEBUG action	

4600 – Secondary Connection Rejected

Message	A Secondary connection from <i>{ip address}</i> has been rejected because a Primary connection is already established.
Description	A Secondary connection has been rejected due to a Primary connection already existing from the same Diameter identity. This could indicate a split brain situation at the remote identity.
Severity	Warning
Notification	Trace Log
Alarm	Yes
Trap	Yes
Server	MPE, MRA
Group	Georedundancy

Recovery

1. Fix network problems and restore connectivity.
2. Place one of the Active servers in the cluster into Forced Standby mode.
3. If alarm persists, contact [My Oracle Support \(MOS\)](#).

4601 – Secondary Connection Reverted

Message	A Secondary connection from <i>{ip address}</i> has been disconnected because a Primary connection has been established.
Description	A connection has reverted from a Secondary connection to a Primary connection. While this could happen normally during a remote failover, it could also indicate a potential split brain situation at the remote cluster.
Severity	Warning
Notification	Trace Log
Alarm	Yes
Trap	Yes
Server	MPE, MRA
Group	Georedundancy

Recovery

1. Fix network problems and restore connectivity.
2. Place one of the Active servers in the cluster into Forced Standby mode.
3. If alarm persists, contact [My Oracle Support \(MOS\)](#).

4610 – SH Connection OPT

Message	<i>{0} # {1}</i>
Description	The CMP server performed a global operation to enable (or disable) Sh on all MPE devices with the results specified (MPE devices for which it was successful are listed; MPE devices for which the operation failed are also listed).
Severity	Info
Notification	Trace Log
Alarm	No
Trap	No
Server	CMP
Group	SH
Recovery	If the operations failed for some MPE devices then it can be retried. If repeated attempts fail then there may be other management issues with the associated MPE devices and connectivity to those devices should be verified.

4700 – UME CMD Return Msg

Message	Upgrade Manager: execute command <i>{cmd}</i> <i>{msg}</i>
Description	Upgrade Manager executes command on remote server and gets the return message, then generates the Info Trace Log notification.
Severity	Info
Notification	Trace Log
Alarm	No
Trap	No
Server	CMP
Group	Upgrade
Recovery	No action required.

4701 – Diam Msg Send Failed

Message	Diameter: Unable to send msg as peer seems to be disconnected: <i>{peer id}</i>
Description	Diameter unable to send message because peer node seems to be disconnected.

Severity	Warning
Notification	Trace Log
Alarm	No
Trap	No
Server	CMP
Group	Upgrade
Recovery	
	No action required.

6000 – Sync Log | Wireline Subact Log

Message	{log}
Description	The log describes the subscriber account information which can be associated to the VoD reserve, release, etc.
Severity	Emergency
Notification	Trace Log
Alarm	No
Trap	No
Server	MPE
Group	MPE
Recovery	
	If the problem persists, contact My Oracle Support (MOS) .

6001 – Subact Log | Wireline Sync Log

Message	{0}\n{1} {log}
Description	The log describes the synchronized information of the synchronization sessions.
Severity	Emergency
Notification	Trace Log
Alarm	No
Trap	No
Server	MPE
Group	MPE
Recovery	

If the problem persists, contact [My Oracle Support \(MOS\)](#).

6102 – State Sync Mgr Endpoint

Message	Gx-Plus: Learnt new endpoint <i>{ip address}, {sess id}</i> from gateway <i>{gw ip address}</i>
Description	The PCRF has learned a new subscriber endpoint with the specified session ID from the gateway. The <i>gw ip address</i> refers to the remote GX-MX's IP address learned from the diameter socket connection, if the diameter connection exists. Otherwise, the GX-MX's NE diameter identity is returned.
Severity	Info
Notification	Trace Log
Alarm	No
Trap	No
Server	MPE
Group	Gx-Plus
Deprecated ID	1756

Recovery

If the problem persists, contact [My Oracle Support \(MOS\)](#).

6103 – VOD Terminate CAC Session

Message	VOD: Terminate CAC Session. Server Type: <i>{0}</i> ; Ip: <i>{ip address}</i> ; Id: <i>{id}</i>
Description	This is an internal configuration error. Note: Supersedes event 4068.
Severity	Error
Notification	Trace Log
Alarm	No
Trap	No
Server	MPE
Group	CAC
Deprecated ID	4201

Recovery

If the problem persists, contact [My Oracle Support \(MOS\)](#).

6105 – PCMM XML Syntax Error

Message	Incorrect XML syntax in PCMM services file <i>{error msg}#{file name}</i>
Description	BoD received an error message from file name.
Severity	Error
Notification	Trace Log
Alarm	No
Trap	No
Server	MPE
Group	PCMM

Recovery

If the problem persists, contact [My Oracle Support \(MOS\)](#).

6200 – NAC Abnormal Session Delete

Message	NAC: Abnormal delete of session. <i>{sess id}</i> , Reason Code: <i>{code}</i> , Text: <i>{msg}</i> .
Description	Session deleted abnormally. An element-level statistic in the MPE device tracks total normal disconnects per network element. The CMP server retrieves this statistic as part of the current call for network element statistics using the OM Stats Task.
Severity	Warning
Notification	Trace Log
Alarm	No
Trap	No
Server	MPE
Group	NAC
Deprecated ID	1314

Recovery

If the problem persists, contact [My Oracle Support \(MOS\)](#).

6201 – NAC Normal Session Delete

Message	NAC: Normal delete of session. <i>{sess detail}</i> .
Description	The session is deleted normally. The <i>sess detail</i> includes the Subscriber ID, the format of which changes depending on whether the subscriber has a dynamic or static IP address (static IP subscribers do not have the

@BRAS on their ID). An element-level stat in the MPE device tracks total normal disconnects per network element. The CMP server retrieves this stat as part of the current call for network element stats using the OM Stats Task.

Severity	Info
Notification	Trace Log
Alarm	No
Trap	No
Server	MPE
Group	NAC
Deprecated ID	1315

Recovery

No action required.

6202 – NAC Allow Session

Message	NAC: Allowed session. <i>{sess detail}</i> .
Description	The MPE device allowed the session. Upon completion of each session request (blocked or allowed) from the VoD server, the MPE device generates an Info level event log. The following data is provided within the message: reason code (if applicable), account id, subscriber data, network element name, and full network path.
Severity	Info
Notification	Trace Log
Alarm	No
Trap	No
Server	MPE
Group	NAC
Deprecated ID	1316

Recovery

No action required.

6203 – NAC Reject No Path

Message	NAC: Rejecting <i>{msg type}</i> - no path available from <i>{sub ip address}</i> to <i>{server ip address}</i>
Description	A request was received but there was no provisioned path that could be used to satisfy the endpoints in the request.
Severity	Warning

Notification	Trace Log
Alarm	Yes
Trap	No
Server	MPE
Group	NAC
Deprecated ID	1320

Recovery

1. Check the specified subscriber IP address and Server IP address and determine if there is a path that should be used.
2. If such a path exists, make sure that the B-RAS in the path is actually associated with the MPE device in the CMP server.

6204 – NAC Reject Sub

Message	NAC: Rejecting <i>{msg type}</i> - subscriber with address <i>{sub ip address}</i> is unknown (session ID <i>{vod id}</i>)
Description	A subscriber without an associated account requested a VoD session. The session request was denied.
Severity	Warning
Notification	Trace Log
Alarm	Yes
Trap	No
Server	MPE
Group	NAC
Deprecated ID	1321

Recovery

1. Check to make sure that there is an account for the specified subscriber in the OSS.
2. Make sure that the name of the network element in the account is a B-RAS that is associated with the MPE device in the CMP server.

6205 – NAC Allow Sub

Message	NAC: Allowing <i>{msg type}</i> - subscriber with unknown address <i>{sub ip address}</i> (session ID <i>{vod id}</i>)
Description	A subscriber without an associated account requested a VoD session. The session request was allowed.
Severity	Warning
Notification	Trace Log

Alarm	Yes
Trap	No
Server	MPE
Group	NAC
Deprecated ID	1322

Recovery

If the problem persists, contact [My Oracle Support \(MOS\)](#).

6206 – NAC Missing Sub Account

Message	NAC: No account information for subscriber <i>{sub ip address}</i> (session ID <i>{vod id}</i>)
Description	A subscriber with dynamic IP address and without an associated account requested a VoD session. The session request was denied.
Severity	Warning
Notification	Trace Log
Alarm	Yes
Trap	No
Server	MPE
Group	NAC
Deprecated ID	1323

Recovery

If the problem persists, contact [My Oracle Support \(MOS\)](#).

6207 – NAC Unknown Sub

Message	NAC: Subscriber with address <i>{sub ip address}</i> is unknown (session ID <i>{vod id}</i>)
Description	<p>A subscriber with an unknown IP address requested a VoD session. The subscriber does not have a static IP address assigned to it, and the subscriber's associated BRAS has not notified the MPE that it has attached to the network.</p> <p>Note: If event 1324 is generated, either event 1321 or 1322 is also generated.</p>
Severity	Warning
Notification	Trace Log
Alarm	Yes

Trap	No
Server	MPE
Group	NAC
Deprecated ID	1324

Recovery

If the problem persists, contact [My Oracle Support \(MOS\)](#).

6208 – NAC Policy Reject

Message	NAC: Rejecting <i>{msg type}</i> - Rejected by policy " <i>{name}</i> "
Description	The specified message was rejected by the specified policy rule. Note: The MPE device returns a numeric code specified as part of a reject action to the VoD server. The reject code is configured on the CMP server when a Policy is defined. This is available in the GUI as an additional action in the Policy definition dialog. The code itself must be an integer between 0-65535.
Severity	Warning
Notification	Trace Log
Alarm	Yes
Trap	No
Server	MPE
Group	NAC
Deprecated ID	1350

Recovery

1. Check the policy rule and the contents of the message to make sure it is operating as expected.
2. It may be helpful to increase the logging level of the policy log and then repeat this request to examine the details of the policy execution.

6209 – NAC Static Dynamic Defn

Message	NAC: Both static and dynamic definitions for subscriber IP address <i>{sub ip address}</i> , using <i>{dynamic}</i> definition
Description	In making a video request, a subscriber added a static IP address to an account, but the BRAS to which the subscriber is connected also assigned it a dynamic IP address.
Severity	Error
Notification	Trace Log
Alarm	No

Trap	No
Server	MPE
Group	NAC
Deprecated ID	1351

Recovery

Either remove the static IP definition or configure the subscriber on the BRAS to have a static IP address.

6210 – NAC Reject No Endpoint

Message	NAC: Could not find BRAS endpoint <i>{endpoint}</i> in path <i>{path}</i> - rejecting
Description	An IP subnet pool is improperly associated with a network element (for example, subnet 10.1.x.x is associated with NE1, but NE2 has assigned a subscriber in the same range.)
Severity	Warning
Notification	Trace Log
Alarm	No
Trap	No
Server	MPE
Group	NAC
Deprecated ID:	1352

Recovery

Ensure that the IP subnet ranges do not overlap on the network elements.

6211 – IP Already Static

Message	COPS-PR: Declared an IP address (<i>{ip address}</i>) already defined as static in account <i>{account id}</i>
Description	A subscriber attached to the network with a static IP address but the BRAS to which the subscriber is connected also assigned a dynamic IP address.
Severity	Error
Notification	Trace Log
Alarm	No
Trap	No
Server	MPE
Group	BRAS

Deprecated ID 1370

Recovery

Either remove the static IP definition or configure the subscriber on the BRAS to have a static IP address.

6212 – IP Already Static

Message Gx-plus: Declared an IP address (*{ip address}*) already defined as static in account *{account id}*

Description A subscriber attached to the network with a static IP address but the BRAS to which the subscriber is connected also assigned a dynamic IP address.

Severity Error

Notification Trace Log

Alarm No

Trap No

Server MPE

Group BRAS

Deprecated ID 1370

Recovery

Either remove the static IP definition or configure the subscriber on the BRAS to have a static IP address.

6400 – BRAS Extension

Message BRAS: Extension - Remote Address: *{ip address}*; old size: *{x}*; new size: *{y}*

Description The transmit buffer has extended from *x* to *y*. The *ip address* refers to the remote ERX's IP address learned from the COPS socket connection.

Severity Warning

Notification Trace Log

Alarm No

Trap No

Server MPE

Group BRAS

Deprecated ID 1740

Recovery

If the problem persists, contact [My Oracle Support \(MOS\)](#).

6401 – BRAS Contraction

Message	BRAS: Contraction - Remote Address: <i>{ip address}</i> ; old size: <i>{x}</i> ; new size: <i>{y}</i>
Description	The transmit buffer has decreased from <i>x</i> to <i>y</i> . The <i>ip address</i> refers to the ERX's IP address learned from COPS socket connection.
Severity	Warning
Notification	Trace Log
Alarm	No
Trap	No
Server	MPE
Group	BRAS
Deprecated ID	1741

Recovery

If the problem persists, contact [My Oracle Support \(MOS\)](#).

6402 – BRAS Overflow

Message	BRAS: Overflow. Remote address: <i>{ip address}</i> ; needed: <i>{x}</i> ; remaining: <i>{y}</i>
Description	The transmit buffer size for the remote endpoint at IP address needed <i>x</i> bytes but only had <i>y</i> bytes available.
Severity	Warning
Notification	Trace Log
Alarm	No
Trap	No
Server	MPE
Group	BRAS
Deprecated ID	1742

Recovery

If the problem persists, contact [My Oracle Support \(MOS\)](#).

6403 – COPS Connection Accepted

Message	COPS-PR: Connection accepted from gateway IP:{ <i>ip address</i> }, port:{ <i>port num</i> }
Description	A new COPS-PR connection was accepted from the specified gateway. The <i>ip-address</i> refers to the remote ERX's IP address learned from the COPS socket connection, and <i>port num</i> refers to the port number.
Severity	Warning
Notification	Trace Log
Alarm	No
Trap	No
Server	MPE
Group	COPS-PR
Deprecated ID	1701

Recovery

If the problem persists, contact [My Oracle Support \(MOS\)](#).

6404 – BRAS Connection Closed | Clear

Message	COPS-PR: Lost connection with gateway { <i>gw id</i> }
Description	The MPE device lost a connection from the gateway. The <i>gw id</i> refers to the remote ERX's IP address learned from the COPS socket connection.
Severity	Error
Notification	Trace Log
Alarm	Yes
Trap	No
Server	MPE
Group	COPS-PR
Deprecated ID	1702

Recovery

1. Check availability of the gateway.
2. If the gateway has not failed, make sure the path from the gateway to the MPE is operational.

6405 – COPS Unknown Gateway | Clear

Message	COPS-PR: Rejecting OPN message from <i>{ip address}</i> . Unknown gateway
Description	An unknown gateway is trying to establish a COPS-PR connection to the MPE device. The <i>ip address</i> refers to the remote ERX's IP address learned from the COPS socket connection, if it's retrieved. Otherwise, "unknown address" is returned.
Severity	Error
Notification	Trace Log
Alarm	Yes
Trap	No
Server	MPE
Group	COPS-PR
Deprecated ID	1703

Recovery

1. Check the configuration of the network elements in the CMP server. There should be a B-RAS network element for this gateway and that B-RAS must be associated with this MPE device.
2. Make sure that the configuration of the B-RAS network element is consistent with the provisioned information on the gateway. The network element name in the CMP server must match the provisioned router name on the gateway.

6406 – BRAS Conn Closed

Message	COPS-PR: BRAS IP: <i>{ip address}</i> , port: <i>{num}</i> no longer associated with this MPE. Closing connection
Description	BRAS is no longer connected with this MPE device and the connection is being closed.
Severity	Info
Notification	Trace Log
Alarm	Yes
Trap	No
Server	MPE
Group	COPS-PR
Deprecated ID	1704

Recovery

If the problem persists, contact [My Oracle Support \(MOS\)](#).

6407 – BRAS Handle OPN

Message	COPS-PR: Received <i>{msg type}</i> from <i>{gw id}</i>
Description	The specified message type was received from the specified gateway. The <i>gw id</i> refers to the remote ERX's IP address learned from the COPS socket connection.
Severity	Debug
Notification	Trace Log
Alarm	No
Trap	No
Server	MPE
Group	COPS-PR
Deprecated ID	1711
Recovery	No action required.

6408 – BRAS Send Dec Debug

Message	BRAS: Send DEC. DEC: <i>{msg type}</i> ; Remote address: <i>{gw id}</i>
Description	The specified message type was sent to the specified gateway. The <i>gw id</i> refers the ERX's IP address learned from COPS socket connection.
Severity	Debug
Notification	Trace Log
Alarm	No
Trap	No
Server	MPE
Group	COPS-PR
Deprecated ID	1712
Recovery	If the problem persists, contact My Oracle Support (MOS) .

6409 – BRAS Send SSQ

Message	BRAS: Send SSQ. Remote address: <i>{gw ip}</i>
Description	The MPE is starting full state synchronization with the specified gateway.

Severity	Info
Notification	Trace Log
Alarm	No
Trap	No
Server	MPE
Group	COPS-PR
Deprecated ID	1713

Recovery

If the problem persists, contact [My Oracle Support \(MOS\)](#).

6410 – BRAS State Sync Complete

Message	BRAS: State sync complete. Remote address: {gw ip}
Description	The MPE synchronization with the specified gateway has completed
Severity	Info
Notification	Trace Log
Alarm	No
Trap	No
Server	MPE
Group	COPS-PR
Deprecated ID	1714

Recovery

If the problem persists, contact [My Oracle Support \(MOS\)](#).

6411 – BRAS Endpoint

Message	BRAS: Endpoint - Ip Addr: {ip address}; Sub Id: {sub id}; Router Addr: {ip address}
Description	The MPE has learned a new endpoint from the specified gateway.
Severity	Info
Notification	Trace Log
Alarm	No
Trap	No
Server	MPE

Group	COPS-PR
Deprecated ID	1715

Recovery

If the problem persists, contact [My Oracle Support \(MOS\)](#).

6412 – BRAS Handle DRQ Msg

Message	BRAS: DRQ Message - Sub Ip Addr: { <i>sub ip address</i> }; Sub Id: { <i>sub id</i> }; Router Addr: { <i>gw ip</i> }
Description	The MPE device deleted the endpoint <i>sub ip addresss</i> , <i>sub-id</i> after the ERX device at <i>gw ip</i> sent a DRQ message.
Severity	Info
Notification	Trace Log
Alarm	No
Trap	No
Server	MPE
Group	COPS-PR
Deprecated ID	1716

Recovery

No action required.

6413 – NAC Stale BRAS Endpoint

Message	NAC: Stale BRAS Endpoint. Ip: { <i>ip address</i> }; Sub Id: { <i>sub id</i> }; BRAS Addr: { <i>gw ip</i> }
Description	The MPE device deleted an endpoint <i>ip address</i> , <i>sub id</i> as stale.
Severity	Info
Notification	Trace Log
Alarm	No
Trap	No
Server	MPE
Group	COPS-PR
Deprecated ID	1717

Recovery

No action required.

6414 – BRAS Send DEC

Message	COPS-PR: Send DEC. Gw name: { <i>gw ip</i> }; Local addr: { <i>mpe ip</i> }
Description	The ERX <i>gw ip</i> requests fast synchronization with Policy Server <i>mpe ip</i> .
Severity	Info
Notification	Trace Log
Alarm	No
Trap	No
Server	MPE
Group	COPS-PR
Deprecated ID	1722
Recovery	No action required.

6415 – Update Session

Message	Handling update. Session Id: { <i>sess id</i> }; Subscriber Id: { <i>sub id</i> } Router Address: { <i>gw ip</i> }
Description	The MPE device received a credit control request for an initial request (CCR-I) with session ID <i>sess id</i> and subscriber <i>sub id</i> from the gateway <i>gw ip</i> . The <i>gw ip</i> refers to the remote GX-MX's IP address learned from the diameter socket connection, if the diameter connection exists. Otherwise, the GX-MX's NE Diameter Identity is returned.
Severity	Debug
Notification	Trace Log
Alarm	No
Trap	No
Server	MPE
Group	Gx-Plus
Deprecated ID	1750
Recovery	If the problem persists, contact My Oracle Support (MOS) .

6416 – Handle Delete

Message	Handling delete. Session Id: { <i>sess id</i> }; Router Address: { <i>gw ip</i> }
----------------	---

Description	The gateway <i>gw ip</i> sends a CCR-T with a session ID to indicate that a subscriber has logged out and its subscriber data should no longer be associated with an IP address. The <i>gw ip</i> refers to the remote GX-MX's IP address learned from the diameter socket connection, if the diameter connection exists. Otherwise, the GX-MX's NE Diameter Identity is returned.
Severity	Debug
Notification	Trace Log
Alarm	No
Trap	No
Server	MPE
Group	Gx-Plus
Deprecated ID	1751
Recovery	No action required.

6417 – Handle Ack

Message	Handling ack. Endpoint Ip: <i>{ip address}</i> ; Gx Subscriber Id: <i>{sub id}</i> ; Router Address: <i>{gw ip}</i>
Description	The PCRF has learned of a new subscriber endpoint with <i>ip address</i> and subscriber <i>sub id</i> from the gateway <i>gw ip</i> .
Severity	Info
Notification	Trace Log
Alarm	No
Trap	No
Server	MPE
Group	Gx-Plus
Deprecated ID	1756
Recovery	If the problem persists, contact My Oracle Support (MOS) .

6418 – State Sync Mgr Sync Start

Message	Gx-Plus: Start state synchronization with gateway <i>{gw ip}</i>
Description	The gateway <i>gw ip</i> starts a state synchronization with the MPE device. The <i>gw ip</i> refers to the GX-MX's Host Name/IP Address configured in the GUI Network Elements tab, if it's set. Otherwise, it's empty.

Severity	Info
Notification	Trace Log
Alarm	No
Trap	No
Server	MPE
Group	Gx-Plus
Deprecated ID	1763

Recovery

If the problem persists, contact [My Oracle Support \(MOS\)](#).

6419 – State Sync Mgr Gateway

Message	Gx-Plus: State synchronization with gateway { <i>gw ip</i> } has completed
Description	This event signals the completion of state synchronization between the gateway <i>gw ip</i> and the MPE device. The <i>gw ip</i> refers to the Gx-MX's IP address learned from the diameter socket connection, if the diameter connection exists. Otherwise, the GX-MX's NE Diameter Identity is returned.
Severity	Info
Notification	Trace Log
Alarm	No
Trap	No
Server	MPE
Group	Gx-Plus
Deprecated ID	1764

Recovery

If the problem persists, contact [My Oracle Support \(MOS\)](#).

6420 – State Sync Mgr Cold Reboot

Message	Gx-Plus: Drop all the bras endpoints and diameter sessions because of cold reboot from gateway { <i>gw ip</i> }
Description	When the MPE device receives a JSER from the GWR indicating a cold boot event, it purges all the sessions that were created by requests from the gateway <i>gw ip</i> . The <i>gw ip</i> refers to the GX-MX's Host Name/IP Address configured in the GUI Network Elements tab, if it's set. Otherwise, it's empty.
Severity	Warning

Notification	Trace Log
Alarm	No
Trap	No
Server	MPE
Group	Gx-Plus
Deprecated ID	1765

Recovery

If the problem persists, contact [My Oracle Support \(MOS\)](#).

6421 – Handle Delete Subscriber

Message	Handling delete. Endpoint Ip: { <i>ip address</i> }; Gx Subscriber Id: { <i>sub id</i> }; Router Address: { <i>gw ip</i> }
Description	This event is generated when an endpoint is deleted from the MPE database upon successfully processing a CCR-T message from the gateway <i>gw ip</i> . The <i>gw ip</i> refers to the remote GX-MX's IP address learned from the diameter socket connection, if the diameter connection exists. Otherwise, the GX-MX's NE Diameter Identity is returned.
Severity	Info
Notification	Trace Log
Alarm	No
Trap	No
Server	MPE
Group	Gx-Plus
Deprecated ID	1766

Recovery

No action required.

6422 – State Sync Mgr Delete Stale

Message	Gx-Plus: Deleting stale entry for IP { <i>ip address</i> },{1} from gateway { <i>gw ip</i> }
Description	Once the state synchronization is complete or upon receiving a discovery request, the MPE device performs a scrub operation, by which it deletes all the subscriber information for the gateway <i>gw ip</i> , which was not reported by the gateway in the JSDA messages. This removes stale entries from the MPE databases. The <i>gw ip</i> refers to the GX-MX's IP address the from the session logon.
Severity	Info
Notification	Trace Log

Alarm	No
Trap	No
Server	MPE
Group	Gx-Plus
Deprecated ID	1767
Recovery	
	No action required.

6423 – State Sync Mgr Warn Reboot

Message	Gx-Plus: Received warm reboot message from gateway { <i>gw ip</i> }
Description	When the gateway is warm-booted, the gateway <i>gw ip</i> sends a JSER to indicate a warm boot event. The <i>gw ip</i> refers to the Gx-MX's Host Name/IP Address configured in the GUI Network Elements tab, if it's set. Otherwise it's empty
Severity	Info
Notification	Trace Log
Alarm	No
Trap	No
Server	MPE
Group	Gx-Plus
Deprecated ID	1768
Recovery	
	If the problem persists, contact My Oracle Support (MOS) .

6424 – State Sync Mgr AYT

Message	Gx-Plus: Received AYT message from gateway { <i>gw ip</i> }
Description	<p>The AYT (are you there) event is a ping request from the gateway for the state synchronization application.</p> <p>This event occurs when the router received no receives no response from the MPE device. This can be caused by a broken connection, a MPE device failover, or a router cold boot. The appearance of this event implies the connection between the router and the MPE device has been recovered. The <i>gw ip</i> refers to the GX-MX's Host Name / IP Address configured in the Network Elements tab, if it is set. Otherwise, it is empty.</p>
Severity	Info
Notification	Trace Log
Alarm	No

Trap	No
Server	MPE
Group	Gx-Plus
Deprecated ID	1769

Recovery

If the problem persists, contact [My Oracle Support \(MOS\)](#).

6425 – State Sync Mgr AWD

Message	Gx-Plus: Received AWD message from gateway { <i>gw ip</i> }
Description	This is the application watchdog event generated by the gateway <i>gw ip</i> for the state synchronization application. The <i>gw ip</i> refers to the GX-MX's Host Name/IP Address configured in the GUI Network Elements tab if it's set. Otherwise, it's empty.
Severity	Debug
Notification	Trace Log
Alarm	No
Trap	No
Server	MPE
Group	Gx-Plus
Deprecated ID:	1770

Recovery

No action required.

6426 – BRAS Drop

Message	COPS-PR: Dropping { <i>msg type</i> } from { <i>gw ip</i> } - { <i>reason</i> }
Description	There was a protocol error while processing the specified COPS-PR message from the specified gateway. The <i>reason</i> provides a more detailed description of the specific protocol error that occurred.
Severity	Warning
Notification	Trace Log
Alarm	Yes
Trap	No
Server	MPE
Group	COPS-PR
Deprecated ID	1721

Recovery

If the problem persists, contact [My Oracle Support \(MOS\)](#).

6427 – BRAS Scrubber Logout

Message	BRAS: Scrubber logout - Ip Addr: { <i>sub ip address</i> }; Sub Id: { <i>sub id</i> }; Router Addr: { <i>ip address</i> }
Description	BRAS Scrubber Logout.
Severity	Info
Notification	Trace Log
Alarm	Yes
Trap	No
Server	MPE
Group	COPS-PR

Recovery

If the problem persists, contact [My Oracle Support \(MOS\)](#).

7001 – CAC Session Create Error

Message	CAC: Exception while recreating Tandberg session.
Description	An exception occurred in a VoD server.
Severity	Error
Notification	Trace Log
Alarm	No
Trap	No
Server	MPE
Group	CAC
Deprecated ID	4003

Recovery

If the problem persists, contact [My Oracle Support \(MOS\)](#).

7002 – CAC Sync Session Recreate

Message	CAC: Recreating Tandberg session { <i>sess id</i> } due to sync operation with { <i>url</i> }.
Description	Session is being recreated because of synchronization operation with <i>url</i> .

Severity	Info
Notification	Trace Log
Alarm	No
Trap	No
Server	MPE
Group	CAC
Deprecated ID	4004

Recovery

If the problem persists, contact [My Oracle Support \(MOS\)](#).

7003 – CAC Session Recreate Fail

Message	CAC: Failed to recreate Tandberg session <i>{sd}</i> due to sync with <i>{url}</i> : code = <i>{code}</i> , desc = <i>{description}</i>
Description	Failed to recreate Tandberg session <i>sess id</i> due to synchronization with <i>url</i> .
Severity	Warning
Notification	Trace Log
Alarm	No
Trap	No
Server	MPE
Group	CAC
Deprecated ID	4005

Recovery

If the problem persists, contact [My Oracle Support \(MOS\)](#).

7010 – CAC Session ID List Read Error

Message	CAC: Exception while reading local session ID list.
Description	This is an internal configuration error.
Severity	Error
Notification	Trace Log
Alarm	No
Trap	No
Server	MPE
Group	CAC

Deprecated ID 4065

Recovery

If the problem persists, contact [My Oracle Support \(MOS\)](#).

7011 – CAC Session Create Fail

Message CAC: Failed to create CAC session ID {sess id}

Description Could not create CAC Session ID.

Note: Superseded by event 4200.

Severity Error

Notification Trace Log

Alarm No

Trap No

Server MPE

Group CAC

Deprecated ID 4066

Recovery

If the problem persists, contact [My Oracle Support \(MOS\)](#).

7013 – CAC Sync Error2

Message CAC: Exception while sync operation terminated CAC session ID {sess id}.

Description This is an internal configuration error.

Note: Superseded by event 4201.

Severity Error

Notification Trace Log

Alarm No

Trap No

Server MPE

Group CAC

Deprecated ID 4068

Recovery

If the problem persists, contact [My Oracle Support \(MOS\)](#).

7014 – CAC Remove Session Failed

Message	CAC: Attempt to remove non-existent session ID <i>{sess id}</i> failed
Description	The VoD server attempted to release a session that no longer exists (or never existed).
Severity	Warning
Notification	Trace Log
Alarm	No
Trap	No
Server	MPE
Group	CAC
Deprecated ID	4069

Recovery

If problem persists, contact [My Oracle Support \(MOS\)](#).

7015 – CAC Resource Release Fail

Message	CAC: Failed to release resources for session ID <i>{sess id}</i>
Description	A gate could not be set from a rejected reserve request.
Severity	Warning
Notification	Trace Log
Alarm	No
Trap	No
Server	MPE
Group	CAC
Deprecated ID	4070

Recovery

If problem persists, contact [My Oracle Support \(MOS\)](#).

7019 – CAC Session Create

Message	CAC: Created CAC session ID <i>{sess id}</i> due to request from VoD server at <i>{ip address}</i>
Description	The session ID was created successfully.
Severity	Info
Notification	Trace Log

Alarm	No
Trap	No
Server	MPE
Group	CAC
Deprecated ID	4096

Recovery

No action required.

7023 – NAC VOD Server Sync

Message	NAC: VOD Server Synchronization.
Description	The VOD server is synchronized.
Severity	Info
Notification	Trace Log
Alarm	No
Trap	No
Server	MPE
Group	CAC
Deprecated ID	4110

Recovery

No action required.

7025 – NAC Handle Error

Message	NAC: Handle Error. Code: <i>{code}</i> ; Subcode: <i>{subcode}</i>
Description	The MPE device received a VoD request, but the subscriber IP address cannot be found in the COPS-PR table
Severity	Warning
Notification	Trace Log
Alarm	No
Trap	No
Server	MPE
Group	CAC
Deprecated ID	4113

Recovery

Check your network configuration.

7027 – NAC Send Error Reply

Message	NAC: Send error reply. Session. <i>{sess id}</i> .
Description	This is an internal configuration error.
Severity	Info
Notification	Trace Log
Alarm	No
Trap	No
Server	MPE
Group	CAC
Deprecated ID	4115

Recovery

If the problem persists, contact [My Oracle Support \(MOS\)](#).

7031 – Exception Writing Session

Message	CAC: Exception while writing session database
Description	This is an internal configuration error.
Severity	Error
Notification	Trace Log
Alarm	No
Trap	No
Server	MPE
Group	CAC
Deprecated ID	4143

Recovery

If the problem persists, contact [My Oracle Support \(MOS\)](#).

7032 – CAC Resource Error

Message	CAC: Exception while reserving resources for <i>{id}</i> : <i>{error msg}</i>
Description	This is an internal configuration error.
Severity	Error
Notification	Trace Log
Alarm	No

Trap	No
Server	MPE
Group	CAC
Deprecated ID	4144
Recovery	

If the problem persists, contact [My Oracle Support \(MOS\)](#).

7034 – CAC Session Remove Sync Mismatch

Message	CAC: Locally removing session <i>{sess id}</i> due to synchronization mismatch with <i>{Seachange Tandberg}</i> server at <i>{ip address}</i>
Description	The CAC AM has a session that is not on the VoD server. As a result, the session is removed and all associated resources are released.
Severity	Info
Notification	Trace Log
Alarm	No
Trap	No
Server	MPE
Group	CAC
Deprecated ID	4172
Recovery	

No action required.

7035 – CAC Session Remove Sync Timeout

Message	CAC: Locally removing session <i>{sess id}</i> due to synchronization timeout with <i>{Seachange Tandberg}</i> server at <i>{ip address}</i>
Description	Specified session removed due to a synchronization timeout with server with the given IP address.
Severity	Info
Notification	Trace Log
Alarm	No
Trap	No
Server	MPE
Group	CAC
Deprecated ID	4173

Recovery

No action required.

7036 – CAC Sync Mismatch Session Removal

Message	CAC: Requesting removal of session <i>{sess id}</i> from <i>{Seachange Tandberg}</i> server at <i>{ip address}</i> due to synchronization mismatch
Description	Requesting removal of the specified session due to a synchronization mismatch with server with the given IP address.
Severity	Info
Notification	Trace Log
Alarm	No
Trap	No
Server	MPE
Group	CAC
Deprecated ID	4175

Recovery

No action required.

7038 – NAC VOD Synchronizer Activate

Message	CAC: This blade is now active
Description	This server is active.
Severity	Info
Notification	Trace Log
Alarm	No
Trap	No
Server	MPE
Group	CAC
Deprecated ID	4154

Recovery

No action required.

7039 – NAC VOD Synchronizer Deactivate

Message	CAC: This blade is now inactive. Canceling any synchronization in progress.
----------------	---

Description	Indicates the primary server has failed.
Severity	Warning
Notification	Trace Log
Alarm	No
Trap	No
Server	MPE
Group	CAC
Deprecated ID	4155

Recovery

1. Failover to secondary server.
2. If problem persists, contact [My Oracle Support \(MOS\)](#).

7047 – CAC Sync Start

Message	CAC: Starting synchronization with <i>{ip address}</i>
Description	Synchronization is started between the MPE device and a VoD server. Note: Superseded by event 4205.
Severity	Info
Notification	Trace Log
Alarm	No
Trap	No
Server	MPE
Group	CAC
Deprecated ID	4164

Recovery

No action required.

7048 – CAC Sync End

Message	CAC: Synchronization with <i>{0}</i> complete. Status = <i>{True False}</i>
Description	Synchronization is complete. If Status is True, the synchronization completed successfully. If Status is False, the synchronization was aborted after 20 minutes of retries. Note: Superseded by event 4206.
Severity	Info

Notification	Trace Log
Alarm	No
Trap	No
Server	MPE
Group	CAC
Deprecated ID	4165

Recovery

If synchronization continues to fail, contact [My Oracle Support \(MOS\)](#).

7052 – CAC Resource Reserve Fail

Message	CAC: Failed to reserve resources for { <i>sess id</i> }
Description	The request for resources for the session were denied.
Severity	Warning
Notification	Trace Log
Alarm	No
Trap	No
Server	MPE
Group	CAC
Deprecated ID	4169

Recovery

If problem persists, contact [My Oracle Support \(MOS\)](#).

7054 – CAC Dupe Session

Message	CAC: Rejecting create of session ID { <i>sess id</i> } from server at { <i>ip address</i> }: duplicate session
Description	The creation of the specified session ID was rejected because of a duplicate session.
Severity	Error
Notification	Trace Log
Alarm	No
Trap	No
Server	MPE
Group	CAC
Deprecated ID	4177

Recovery

If the problem persists, contact [My Oracle Support \(MOS\)](#).

7055 – CAC Session Missing

Message	CAC: Tandberg session ID <i>{sess id}</i> missing in session list on Tandberg server. Issuing specific query to <i>{ip address}</i>
Description	Tandberg session ID missing in session list on Tandberg server. Issuing specific query to <i>url</i> .
Severity	Debug
Notification	Trace Log
Alarm	No
Trap	No
Server	MPE
Group	CAC
Deprecated ID	4178

Recovery

No action required.

7056 – CAC Session Missing Remove

Message	CAC: Tandberg Session ID <i>{sess id}</i> still missing on Tandberg server at <i>{ip address}</i> - scheduling removal
Description	Tandberg session ID <i>id</i> still missing in session list on Tandberg server at <i>url</i> – scheduling removal.
Severity	Debug
Notification	Trace Log
Alarm	No
Trap	No
Server	MPE
Group	CAC
Deprecated ID	4179

Recovery

No action required.

7057 – CAC Keep Alive Request

Message	CAC: Keepalive status request from Tandberg server at <i>{ip address}</i>
Description	Keep alive status request from Tandberg server at the specified IP address.
Severity	Info
Notification	Trace Log
Alarm	No
Trap	No
Server	MPE
Group	CAC
Deprecated ID	4180
Recovery	
No action required.	

7058 – CAC Session List Status

Message	CAC: Session list status request from <i>{Seachange Tandberg}</i> server at <i>{ip address}</i>
Description	Session list status request from indicated server at <i>ip-address</i> .
Severity	Info
Notification	Trace Log
Alarm	No
Trap	No
Server	MPE
Group	CAC
Deprecated ID	4181
Recovery	
No action required.	

7059 – CAC Session Detail Status

Message	CAC: Session detail status request from Tandberg server at <i>{ip address}</i> for session ID <i>{sess id}</i>
Description	Session detail status request from Tandberg server at the specified IP address for the session ID.

Severity	Info
Notification	Trace Log
Alarm	No
Trap	No
Server	MPE
Group	CAC
Deprecated ID	4182

Recovery

No action required.

7060 – CAC Version Status Report

Message	CAC: Version status request from Tandberg server at <i>{ip address}</i>
Description	Version status request from Tandberg server at the specified IP address.
Severity	Info
Notification	Trace Log
Alarm	No
Trap	No
Server	MPE
Group	CAC
Deprecated ID	4183

Recovery

No action required.

7061 – CAC Reserve Session Status

Message	CAC: <i>{Seachange Tandberg}</i> reserve of session <i>{sess id}</i> on <i>{ip address}</i> complete: status <i>{status}</i> , duration <i>{time}</i> ms
Description	A session was successfully reserved.
Severity	Info
Notification	Trace Log
Alarm	No
Trap	No
Server	MPE

Group	CAC
Deprecated ID	4184
Recovery	
	No action required.

7062 – CAC Session Release Status

Message	CAC: {Seachange Tandberg} release of session {sess id} complete: status {status}, duration {time}ms
Description	A session was successfully released.
Severity	Info
Notification	Trace Log
Alarm	No
Trap	No
Server	MPE
Group	CAC
Deprecated ID	4185
Recovery	
	No action required.

7063 – CAC Keep Alive No Response

Message	CAC: No keepalive response from Tandberg server at {ip address}
Description	No keepalive response from Tandberg server at the specified IP address.
Severity	Warning
Notification	Trace Log
Alarm	No
Trap	No
Server	MPE
Group	CAC
Deprecated ID	4188
Recovery	
	If the problem persists, contact My Oracle Support (MOS) .

7064 – CAC Session Release Error

Message	CAC: Exception while releasing session <i>{sess id}</i> from Tandberg server
Description	Exception occurred while releasing the specified session id from Tandberg server.
Severity	Error
Notification	Trace Log
Alarm	No
Trap	No
Server	MPE
Group	CAC
Deprecated ID	4189
Recovery	No action required.

7065 – CAC Session Release

Message	CAC: Tandberg server requesting release of session ID <i>{sess id}</i> : Code = <i>{code}</i> , Text = <i>{description}</i>
Description	Tandberg server requesting release of session ID with indicated code and description.
Severity	Info
Notification	Trace Log
Alarm	No
Trap	No
Server	MPE
Group	CAC
Deprecated ID	4190
Recovery	No action required.

7066 – CAC Version Status

Message	CAC: No version status response from Tandberg server at <i>{ip address}</i>
Description	No version status response from Tandberg server

Severity	Warning
Notification	Trace Log
Alarm	No
Trap	No
Server	MPE
Group	CAC
Deprecated ID	4191

Recovery

If the problem persists, contact [My Oracle Support \(MOS\)](#).

7067 – CAC Version Report

Message	CAC: Version report from Tandberg server at <i>{ip address}</i> : software: <i>{sw ver}</i> , interface: <i>{int ver}</i>
Description	Software and interface version report from Tandberg server at the specified IP address.
Severity	Info
Notification	Trace Log
Alarm	No
Trap	No
Server	MPE
Group	CAC
Deprecated ID	4192

Recovery

No action required.

7068 – CAC Invalid Version Report

Message	CAC: Invalid version report from Tandberg server at <i>{ip address}</i>
Description	Invalid version report from Tandberg server.
Severity	Warning
Notification	Trace Log
Alarm	No
Trap	No
Server	MPE

Group	CAC
Deprecated ID	4193

Recovery

If the problem persists, contact [My Oracle Support \(MOS\)](#).

7069 – CAC Keep Alive Send

Message	CAC: Sending keepalive request to Tandberg server at <i>{ip address}</i>
Description	Sending keepalive request to Tandberg server.
Severity	Info
Notification	Trace Log
Alarm	No
Trap	No
Server	MPE
Group	CAC
Deprecated ID	4194

Recovery

No action required.

7070 – CAC Keep Alive Response

Message	CAC: Received keepalive response from Tandberg server at <i>{ip address}</i> , code = <i>{code}</i> , text = <i>{description}</i> , duration <i>{time}</i> ms
Description	Received a keepalive response from a Tandberg server with a status of <i>code</i> and a status <i>description</i> .
Severity	Info
Notification	Trace Log
Alarm	No
Trap	No
Server	MPE
Group	CAC
Deprecated ID	4195

Recovery

No action required.

7071 – CAC Sync Mismatch

Message	CAC: Sync mismatch with <i>{Seachange Tandberg}</i> server at <i>{ip address}</i> : VoD server has <i>{num}</i> sessions missing on MPE
Description	Synchronization mismatch with indicated server at <i>ip-address</i> : VoD server has <i>num</i> sessions missing on MPE device.
Severity	Info
Notification	Trace Log
Alarm	No
Trap	No
Server	MPE
Group	CAC
Deprecated ID	4196
Recovery	No action required.

7072 – CAC Sync Mismatch VOD

Message	CAC: Sync mismatch with <i>{Seachange Tandberg}</i> server at <i>{ip address}</i> : MPE has <i>{num}</i> session <i>{sess id}</i> missing on VoD server
Description	Synchronization mismatch with indicated server: MPE device has <i>num</i> session <i>sess id</i> missing on VoD server.
Severity	Info
Notification	Trace Log
Alarm	No
Trap	No
Server	MPE
Group	CAC
Deprecated ID	4197
Recovery	No action required.

7073 – Invalid Bit Rate

Message	VOD: Invalid bit rate. Session Id: <i>{sess id}</i> ; Reservation Client: <i>{ip address}</i> ; Bit Rate: <i>{bit rate}</i>
Description	Session <i>sess id</i> from <i>ip address</i> was rejected due to invalid bit rate (<i>bit-rate</i>)

Severity	Error
Notification	Trace Log
Alarm	No
Trap	No
Server	MPE
Group	CAC
Deprecated ID	4198

Recovery

If the problem persists, contact [My Oracle Support \(MOS\)](#).

7075 – CAC Session Create VOD Fail

Message	CAC: Failed to create CAC session ID <i>{sess id}</i> from VoD Server at <i>{server ip}</i> for subscriber IP <i>{sub ip}</i> : <i>{status}</i>
Description	Could not create CAC session ID. Note: Supersedes event 4066.
Severity	Error
Notification	Trace Log
Alarm	No
Trap	No
Server	MPE
Group	CAC
Deprecated ID	4200

Recovery

If the problem persists, contact [My Oracle Support \(MOS\)](#).

7076 – CAC Sync Error

Message	CAC: Exception while <i>{Seachange Tandberg}</i> sync operation with <i>{ip address}</i> terminated CAC session ID <i>{sess id}</i>
Description	This is an internal configuration error. Note: Supersedes event 4068.
Severity	Error
Notification	Trace Log
Alarm	No
Trap	No

Server	MPE
Group	CAC
Deprecated ID	4201

Recovery

If the problem persists, contact [My Oracle Support \(MOS\)](#).

7078 – CAC Session List Error

Message	CAC: Error requesting session list from {Seachange Tandberg} server at {ip address}
Description	This is an internal configuration error. Note: Supersedes event 4159.
Severity	Warning
Notification	Trace Log
Alarm	No
Trap	No
Server	MPE
Group	CAC
Deprecated ID	4203

Recovery

If the problem persists, contact [My Oracle Support \(MOS\)](#).

7079 – VOD Sync Now

Message	CAC: Forcing synchronization with {Seachange Tandberg} server at {ip address} VOD: Sync Now. Type: {Seachange Tandberg} URL: {ip address}
Description	A manual synchronization has been initiated by a user using the CMP server. Note: Supersedes event 4163.
Severity	Info
Notification	Trace Log
Alarm	No
Trap	No
Server	MPE
Group	CAC

Deprecated ID 4204

Recovery

No action required.

7080 – CAC Sync Start Server

Message CAC: Starting synchronization with *{Seachange | Tandberg}* server at *{ip address}*

Description Synchronization has started between the MPE device and a VoD server.

Note: Supersedes event 4164.

Severity Info

Notification Trace Log

Alarm No

Trap No

Server MPE

Group CAC

Deprecated ID 4205

Recovery

No action required.

7081 – CAC Sync Status

Message CAC: Synchronization with *{Seachange | Tandberg}* server at *{ip address}* complete. Status = *{True | False}*

Description Synchronization is complete. If Status is True, the synchronization completed successfully. If Status is False, the synchronization is aborted after 20 minutes of retries.

Note: Supersedes event 4165.

Severity Info

Notification Trace Log

Alarm No

Trap No

Server MPE

Group CAC

Deprecated ID 4206

Recovery

If synchronization continues to fail, contact [My Oracle Support \(MOS\)](#).

7082 – CAC Max Sync Fail

Message	CAC: Max sync failures with {Seachange Tandberg} server at {ip address}: removing {num} session {3}
Description	Synchronization timed out; <i>num</i> sessions were removed from the indicated server at the indicated IP address.
Severity	Info
Notification	Trace Log
Alarm	No
Trap	No
Server	MPE
Group	CAC
Deprecated ID	4207
Recovery	No action required.

7083 – CAC Dupe Session Status Info

Message	CAC: {Seachange Tandberg} reserve of duplicate session {sess id} on {ip address} complete: status {status}, duration {time}ms
Description	A session with a duplicate ID was successfully reserved.
Severity	Info
Notification	Trace Log
Alarm	No
Trap	No
Server	MPE
Group	CAC
Deprecated ID	4208
Recovery	If the problem persists, contact My Oracle Support (MOS) .

7084 – CAC Sync VOD Session

Message	CAC: Sync with {Seachange Tandberg} server at {ip address}: VoD server has {num} session {sess id}
----------------	--

Description	Synchronization of VoD session occurred with the indicated server at the specified IP address.
Severity	Info
Notification	Trace Log
Alarm	No
Trap	No
Server	MPE
Group	CAC
Deprecated ID	4209

Recovery

If the problem persists, contact [My Oracle Support \(MOS\)](#).

7085 - CAC Sync Session

Message	CAC: Sync with {Seachange Tandberg} server at {ip address}: MPE has {num} session {3}
Description	Occurs when MPE and VOD begin sync. Specifies the current number of local sessions on the MPE, and lists the VOD server's IP address.
Severity	Info
Notification	Trace Log
Alarm	No
Trap	No
Server	MPE
Group	CAC
Deprecated ID	4210

Recovery

If the problem persists, contact [My Oracle Support \(MOS\)](#).

8001 – BoD Initial Event Log

Message	Initiated EventLog
Description	Initial event log.
Severity	Info
Notification	Trace Log
Alarm	No
Trap	No

Server	BoD
Group	BoD

Recovery

If the problem persists, contact [My Oracle Support \(MOS\)](#).

8020 – BoD Missing Params HTTP

Message	Invalid HTTP request: missing required arg(s): {arguments}
Description	Invalid HTTP request: missing required arguments.
Severity	Warning
Notification	Trace Log
Alarm	No
Trap	No
Server	BoD
Group	BoD

Recovery

If the problem persists, contact [My Oracle Support \(MOS\)](#).

8021 – BoD Failure HTTP

Message	HTTP request failed: {0}/{1}
Description	This trace log records failed HTTP requests in BoD. If the value of the CMTSIP that is passed in does not pass the validation of HTTP APIs, then BoD records “Invalid CMTS IP address format encountered (CMTSIP)” in this trace log.
Severity	Warning
Notification	Trace Log
Alarm	No
Trap	No
Server	BoD
Group	BoD

Recovery

If the problem persists, contact [My Oracle Support \(MOS\)](#).

8022 – BoD Unknown SVC Name HTTP

Message	Invalid HTTP request: unknown SERVICENAME: {svc name}
---------	---

Description	Invalid HTTP request: unknown service name.
Severity	Warning
Notification	Trace Log
Alarm	No
Trap	No
Server	BoD
Group	BoD
Recovery	

If the problem persists, contact [My Oracle Support \(MOS\)](#).

8023 – BoD Expected Params HTTP

Message	Invalid HTTP request: expected parameters for SERVICENAME {svc name}: {params}
Description	Invalid HTTP request: expected parameters for service name.
Severity	Warning
Notification	Trace Log
Alarm	No
Trap	No
Server	BoD
Group	BoD
Recovery	

If the problem persists, contact [My Oracle Support \(MOS\)](#).

8024 - BoD Classifier Already Active HTTP

Message	Classifier already active for {sub ip} - request ignored.
Description	Classifier already active for subscriber's IP - request ignored.
Severity	Warning
Notification	Trace Log
Alarm	No
Trap	No
Server	BoD
Group	BoD
Recovery	

If the problem persists, contact [My Oracle Support \(MOS\)](#).

8025 - BoD Classifier Not Active HTTP

Message	Classifier not active for <i>{sub ip}</i> ; - request ignored.
Description	Classifier not active for: <i>subscriber's IP address</i> - request ignored.
Severity	Warning
Notification	Trace Log
Alarm	No
Trap	No
Server	BoD
Group	BoD

Recovery

If the problem persists, contact [My Oracle Support \(MOS\)](#).

8050 - BoD Success HTTP

Message	HTTP request success: <i>{0}</i>
Description	HTTP request success: <i>{0}</i> .
Severity	Debug
Notification	Trace Log
Alarm	No
Trap	No
Server	BoD
Group	BoD

Recovery

No action required.

8070 – BoD Failure SOAP

Message	SOAP request failure: <i>{cmts ip}</i>
Description	This trace log records failed SOAP requests in BoD. If the value of CMTSIP that is passed in does not pass the validation of SOAP APIs, BoD records "Invalid CMTS IP address format encountered (CMTSIP)" in this trace log.
Severity	Warning
Notification	Trace Log
Alarm	No

Trap	No
Server	BoD
Group	BoD
Deprecated ID	70

Recovery

If the problem persists, contact [My Oracle Support \(MOS\)](#).

8080 - BoD Success SOAP

Message	SOAP request success: <i>{ip address}</i>
Description	SOAP request success.
Severity	Debug
Notification	Trace Log
Alarm	No
Trap	No
Server	BoD
Group	BoD

Recovery

No action required.

8100 - BoD Establish Connection PS

Message	Established policy server connection to <i>{ip address}</i>
Description	Established connection to <i>server ip address</i> .
Severity	Warning
Notification	Trace Log
Alarm	No
Trap	No
Server	BoD
Group	BoD

Recovery

If the problem persists, contact [My Oracle Support \(MOS\)](#).

8102 – BOD Retry Connection PS

Message	Retry reconnect to policy server <i>{ip address}</i> ; retry attempt <i>{num}</i>
Description	Attempt is made to reconnect to policy server.
Severity	Warning
Notification	Trace Log
Alarm	No
Trap	No
Server	BoD
Group	BoD

Recovery

If the problem persists, contact [My Oracle Support \(MOS\)](#).

8103 - BOD Drop Connection PS

Message	Policy server connection dropped from <i>{ip address}</i> . BoD has scheduled policy server reconnect task.
Description	Once a Policy server is not connected or the connection is broken for some reason, the BoD server will try to re-connect to the Policy server every 1 or 2 seconds and log a Warning message that the corresponding server is disconnected until the Policy server is connected again.
Severity	Warning
Notification	Trace Log
Alarm	No
Trap	No
Server	BoD
Group	BoD

Recovery

Restart or reboot the failed MPE device via the CMP server GUI, and make sure the MPE device is online to provide service.

8104 - BoD Disconnect Connection PS

Message	Disconnected policy server connection <i>{ip address}</i>
Description	Disconnected Policy Server connection at the specified IP address.
Severity	Warning

Notification	Trace Log
Alarm	No
Trap	No
Server	BoD
Group	BoD

Recovery

If the problem persists, contact [My Oracle Support \(MOS\)](#).

8105 - BoD Disconnect Connection Failure PS

Message	Disconnection failure from policy server <i>{ip address}</i>
Description	Disconnection failure from policy server.
Severity	Warning
Notification	Trace Log
Alarm	No
Trap	No
Server	BoD
Group	BoD

Recovery

If the problem persists, contact [My Oracle Support \(MOS\)](#).

8106 - BoD Establish Connection Failure PS

Message	Could not establish policy server connection to <i>{ip address}</i>
Description	Could not establish a policy server connection.
Severity	Warning
Notification	Trace Log
Alarm	No
Trap	No
Server	BoD
Group	BoD

Recovery

If the problem persists, contact [My Oracle Support \(MOS\)](#).

8200 - BoD Change Event Log Level

Message	BoD Event log level changed to: <i>{new level}</i>
Description	Change trace log level. Available levels are: <ul style="list-style-type: none"> • Emergency • Alert • Critical • Error • Warning • Notice • Info - default • Debug
Severity	Warning
Notification	Trace Log
Alarm	No
Trap	No
Server	BoD
Group	BoD

Recovery

If the problem persists, contact [My Oracle Support \(MOS\)](#).

8250 – BoD Start Session Cleanup Task

Message	BoD session cleanup task starts.
Description	BoD session cleanup task starts.
Severity	Info
Notification	Trace Log
Alarm	No
Trap	No
Server	BoD
Group	BoD

Recovery

No action required.

8251 – BoD Complete Session Cleanup Task

Message	BoD has completed session cleanup task. <i>{num}</i> stale sessions have been deleted. It is recommended you perform a database backup before the next auto-delete occurs.
Description	BoD has completed session cleanup task. The number of stale sessions have been deleted. It is recommended you perform a database backup before the next auto-delete occurs.
Severity	Info
Notification	Trace Log
Alarm	No
Trap	No
Server	BoD
Group	BoD
Recovery	No action required.

8252 – BoD Database Backup Failed

Message	BoD Database backup failed. The reason is : <i>{reason}</i>
Description	BoD database backup failed for the indicated reason.
Severity	Warning
Notification	Trace Log
Alarm	No
Trap	No
Server	BoD
Group	BoD
Recovery	If the problem persists, contact My Oracle Support (MOS) .

8253 – BoD Start Database Backup

Message	BoD Database backup started.
Description	BoD database backup started.
Severity	Info
Notification	Trace Log
Alarm	No

Trap	No
Server	BoD
Group	BoD
Recovery	
	No action required.

8254 – BoD Finish Database Backup

Message	BoD Database backup finished.
Description	BoD database backup finished.
Severity	Info
Notification	Trace Log
Alarm	No
Trap	No
Server	BoD
Group	BoD
Recovery	
	No action required.

8260 – BoD Cluster Reinitialized

Message	The BoD cluster has reinitialized. The indicated blade is now the primary.
Description	The BoD cluster has reinitialized. The specified server is now the primary.
Severity	Info
Notification	Trace Log
Alarm	No
Trap	No
Server	BoD
Group	BoD
Recovery	
	No action required.

8300 – BoD Send Message | Debug

Message	Sending <i>{msg type}</i> to <i>{cmts ip}</i> <i>{msg contents}</i>
----------------	---

Description	This trace log records all messages sent in BoD. If BoD sessions are created containing CMTSIP, the PCMM requests sent from BoD also contain the CMTSIP. The PCMM requests may be GateSet/GateInfo/GateDelete.
Severity	Info, Debug
Notification	Trace Log
Alarm	No
Trap	No
Server	BoD
Group	BoD

Recovery

If the problem persists, contact [My Oracle Support \(MOS\)](#).

8301 – BoD Receive Message | Debug | Warning

Message	Received <i>{msg type}</i> from <i>{ip address}</i> <i>{msg contents}</i>
Description	The specified message type was received from the specified CMTS (or downstream policy server).
Severity	Info, Debug, Warning
Notification	Trace Log
Alarm	No
Trap	No
Server	BoD
Group	BoD

Recovery

If the problem persists, contact [My Oracle Support \(MOS\)](#).

8302 – BoD Request Timeout

Message	<i>{req}</i> request to <i>{ip address}</i> timed out
Description	The specified request to the specified element has time out.
Severity	Warning
Notification	Trace Log
Alarm	No
Trap	No
Server	BoD

Group BoD

Recovery

If the problem persists, contact [My Oracle Support \(MOS\)](#).

8310 – BoD PCMM Incorrect Service XML Syntax

Message Incorrect XML syntax in PCMM services file *{file name}#{error msg}*

Description Incorrect XML syntax in PCMM services file.

Severity Warning

Notification Trace Log

Alarm No

Trap No

Server BoD

Group BoD

Recovery

If the problem persists, contact [My Oracle Support \(MOS\)](#).

8311 – BoD PCMM Miss Required Fields

Message Missing required fields for services *{service name}#{Details:#{details}}*

Description Missing fields required for services.

Severity Warning

Notification Trace Log

Alarm No

Trap No

Server BoD

Group BoD

Recovery

If the problem persists, contact [My Oracle Support \(MOS\)](#).

8312 – BoD Diameter Incorrect Service XML Syntax

Message Incorrect XML syntax in Diameter services file *{file name}#{details}*

Description Incorrect XML syntax in Diameter services file.

Severity	Warning
Notification	Trace Log
Alarm	No
Trap	No
Server	BoD
Group	BoD

Recovery

If the problem persists, contact [My Oracle Support \(MOS\)](#).

8313 – BoD Duplicate Service

Message	Services or service indexes already exists#Details:#{details}
Description	Services or service indexes already exist.
Severity	Warning
Notification	Trace Log
Alarm	No
Trap	No
Server	BoD
Group	BoD

Recovery

If the problem persists, contact [My Oracle Support \(MOS\)](#).

8314 – BoD Service Multiple Used

Message	Same services or service indexes used multiple times#Details:#{details}
Description	Same services or service indexes used multiple times.
Severity	Warning
Notification	Trace Log
Alarm	No
Trap	No
Server	BoD
Group	BoD

Recovery

If the problem persists, contact [My Oracle Support \(MOS\)](#).

8315 – BoD Active Session Existed

Message	Active session exists for service(s): <i>{service name}</i>
Description	Active session exists for the specified service.
Severity	Warning
Notification	Trace Log
Alarm	No
Trap	No
Server	BoD
Group	BoD

Recovery

If the problem persists, contact [My Oracle Support \(MOS\)](#).

8320 – BoD PCMM Create Session Failed

Message	PCMM error encountered for creating session with duration = <i>{time}</i> , this is a recoverable error, scheduling a retry for gate set, sessionId = <i>{sess id}</i> , retry attempt <i>{num}</i> .
Description	BoD PCMM failed to create a session. A retry is scheduled.
Severity	Warning
Notification	Trace Log
Alarm	No
Trap	No
Server	BoD
Group	BoD

Recovery

If the problem persists, contact [My Oracle Support \(MOS\)](#).

8321 – BoD PCMM Delete Session Failed

Message	PCMM error encountered for deleting session, scheduling a retry for gate deletion, sessionId = <i>{sess id}</i> , retry attempt <i>{num}</i> .
Description	BoD PCMM encountered an error when deleting the session. A retry is scheduled.
Severity	Warning
Notification	Trace Log
Alarm	No

Trap	No
Server	BoD
Group	BoD

Recovery

If the problem persists, contact [My Oracle Support \(MOS\)](#).

8400 – BoD MAC Translation Failed Due to Session ID Connection Failed

Message	MAC Translation failed due to connection failure for session ID {sess id}; MAC address: {mac address} {2}.
Description	MAC Translation failed due to connection failure.
Severity	Warning
Notification	Trace Log
Alarm	No
Trap	No
Server	BoD
Group	BoD

Recovery

If the problem persists, contact [My Oracle Support \(MOS\)](#).

8401 – BoD MAC Translation Succeeded

Message	MAC Translation succeeded for session ID {sess id} on retry attempt {num}. MAC address: {mac address}. Translated IP address: {ip address}.
Description	BoD succeeded in translating the MAC address for the session ID.
Severity	Warning
Notification	Trace Log
Alarm	No
Trap	No
Server	BoD
Group	BoD

Recovery

If the problem persists, contact [My Oracle Support \(MOS\)](#).

8402 – BoD MAC Translation Failed Due To No IP Address For Session ID

Message	MAC Translation failed due to no IP Address returned for session ID {sess id}; MAC address: {mac address} {2}.
Description	MAC Translation failed due to no IP Address returned for session ID.
Severity	Warning
Notification	Trace Log
Alarm	No
Trap	No
Server	BoD
Group	BoD
Recovery	

If the problem persists, contact [My Oracle Support \(MOS\)](#).

8403 – BoD MAC Translation Failed Due To Response Failed For Session ID

Message	MAC Translation failed due to response parse failure for session ID {sess id}; MAC address: {mac address} {2}.
Description	MAC Translation failed due to response parse failure for session ID.
Severity	Warning
Notification	Trace Log
Alarm	No
Trap	No
Server	BoD
Group	BoD
Recovery	

If the problem persists, contact [My Oracle Support \(MOS\)](#).

8404 – BoD MAC Translation Failed Due To Incorrect MAC Translation URL for Session ID

Message	MAC Translation failed due to incorrect MAC Translation URL for session ID {sess id}; MAC Translation URL: {mac trans ip} {2}.
Description	MAC Translation failed due to incorrect MAC Translation URL for session ID.
Severity	Warning

Notification	Trace Log
Alarm	No
Trap	No
Server	BoD
Group	BoD

Recovery

If the problem persists, contact [My Oracle Support \(MOS\)](#).

8405 – BoD MAC Translation Failed Due To MAC Address Connection Failure

Message	MAC Translation failed due to connection failure for MAC address: {mac address}.
Description	MAC Translation failed due to connection failure for specified MAC address.
Severity	Warning
Notification	Trace Log
Alarm	No
Trap	No
Server	BoD
Group	BoD

Recovery

If the problem persists, contact [My Oracle Support \(MOS\)](#).

8406 – BoD MAC Translation Failed Due To No IP Address For MAC Address

Message	MAC Translation failed due to no IP Address returned for MAC address: {mac address}.
Description	MAC Translation failed due to no IP address for specified MAC address.
Severity	Warning
Notification	Trace Log
Alarm	No
Trap	No
Server	BoD
Group	BoD

Recovery

If the problem persists, contact [My Oracle Support \(MOS\)](#).

8407 – BoD MAC Translation Failed Due To Response Failed For MAC Address

Message	MAC Translation failed due to response parse failure for MAC address: <i>{mac address}</i> .
Description	MAC Translation failed due to parse failure for MAC address.
Severity	Warning
Notification	Trace Log
Alarm	No
Trap	No
Server	BoD
Group	BoD

Recovery

If the problem persists, contact [My Oracle Support \(MOS\)](#).

8408 – BoD MAC Translation Failed Due To Incorrect MAC Translation URL For MAC Address

Message	MAC Translation failed due to incorrect MAC Translation URL for MAC Translation URL: <i>{mac address}</i> .
Description	MAC Translation failed due to incorrect MAC Translation URL for MAC Address.
Severity	Warning
Notification	Trace Log
Alarm	No
Trap	No
Server	BoD
Group	BoD

Recovery

If the problem persists, contact [My Oracle Support \(MOS\)](#).

8410 – BoD MAC Translation Failed Due to Configuration Error

Message	MAC Translation failed due to configuration error.
Description	A configuration error caused the MAC Translation to fail.
Severity	Warning
Notification	Trace Log
Alarm	No

Trap	No
Server	BoD
Group	BoD

Recovery

If the problem persists, contact [My Oracle Support \(MOS\)](#).

8411 – BoD Session Notification Return Success

Message	Notification for <i>{sess id}</i> is sent to <i>{ip address}</i> .
Description	BoD session notification returns success.
Severity	Info
Notification	Trace Log
Alarm	No
Trap	No
Server	BoD
Group	BoD

Recovery

If the problem persists, contact [My Oracle Support \(MOS\)](#).

8412 – BoD Session Notification Return Other Status

Message	Server returns <i>{status}</i> when send notification <i>{sess id}</i> out.
Description	Server returns <i>status</i> when notification sent out.
Severity	Debug
Notification	Trace Log
Alarm	No
Trap	No
Server	BoD
Group	BoD

Recovery

If the problem persists, contact [My Oracle Support \(MOS\)](#).

8413 – BoD Session Notification Expire

Message	Notification for <i>{sess id}</i> expired <i>{time}</i> .
---------	---

Description	The notification for the session id expired at the indicated time.
Severity	Debug
Notification	Trace Log
Alarm	No
Trap	No
Server	BoD
Group	BoD

Recovery

If the problem persists, contact [My Oracle Support \(MOS\)](#).

8414 – BoD Session Notification Retry

Message	Notification retry {sess id}.
Description	Notification retried.
Severity	Debug
Notification	Trace Log
Alarm	No
Trap	No
Server	BoD
Group	BoD

Recovery

If the problem persists, contact [My Oracle Support \(MOS\)](#).

8420 – IPv6 Subnets Filtering Stats

Message	{server}: Discovered IPv6 subnets were filtered for CMTS({ip address}), Before:{num}; After:{num}
Description	On CMP server or DC, the discovered subnets were filtered on a certain CMTS, and show the number of subnets before and after the filtering.
Severity	Info
Notification	Trace Log
Alarm	No
Trap	No
Server	CMP, DC
Group	N/A

Recovery

No action required.

8421 – IPv6 Subnets Filtering Stats All

Message	<i>{server}</i> : Discovered IPv6 subnets were filtered for all CMTS, Before: <i>{num}</i> ; After: <i>{num}</i>
Description	On CMP server or DC, the discovered subnets were filtered on all the CMTS, and show the number of subnets before and after the filtering.
Severity	Warning
Notification	Trace Log
Alarm	No
Trap	No
Server	CMP, DC
Group	N/A

Recovery

No action required.

8422 - IPv6 Subnets Aggregation Stats

Message	<i>{server}</i> : Discovered IPv6 subnets were aggregated for CMTS(<i>{cmts ip}</i>), Before: <i>{num}</i> ; After: <i>{num}</i>
Description	On CMP server or DC, the discovered subnets were aggregated on a certain CMTS and show the number of subnets before and after the aggregation.
Severity	Info
Notification	Trace Log
Alarm	No
Trap	No
Server	CMP, DC
Group	N/A

Recovery

No action required.

8423 - IPv6 Subnets Aggregation Stats All

Message	<i>{server}</i> : Discovered IPv6 subnets were aggregated for all CMTS, Before: <i>{num}</i> ; After: <i>{num}</i>
----------------	--

Description	On CMP server or DC, the discovered subnets were aggregated on all the CMTS and show the number of subnets before and after the aggregation.
Severity	Warning
Notification	Trace Log
Alarm	No
Trap	No
Server	CMP, DC
Group	N/A
Recovery	No action required.

8424 – IPv6 Subnets Setting To MA Success

Message	IPv6 subnet settings were deployed to {num} MA(s), {num} successful, {num} fail.{3}
Description	IPv6 subnet settings were deployed to all MAs successfully.
Severity	Info
Notification	Trace Log
Alarm	No
Trap	No
Server	CMP
Group	MA
Recovery	No action required.

8425 – IPv6 Subnet Setting To MA Failure

Message	IPv6 subnet settings were deployed to {num} MA(s), {num} successful, {num} fail.{3}
Description	IPv6 subnet settings were deployed and some MAs failed.
Severity	Warning
Notification	Trace Log
Alarm	No
Trap	No
Server	CMP
Group	MA

Recovery

Reapply on corresponding MA by the content of trace log.

8426 – Subnets Overlapped | Details

Message	Total of {num} subnets duplicate or overlapping. Total of {num} subnets duplicate or overlapping. Details:#{details}
Description	Subnets are duplicated or overlapping in the CMTS.
Severity	Warning Debug
Notification	Trace Log
Alarm	No
Trap	No
Server	CMP
Group	N/A

Recovery

If the problem persists, contact [My Oracle Support \(MOS\)](#).

8427 – Subnet Overlap Detect Task Start

Message	Starting Subnet Overlap Detecting task.
Description	The task to detect duplicate or overlapping subnets in the CMTS has started.
Severity	Info
Notification	Trace Log
Alarm	No
Trap	No
Server	CMP
Group	N/A

Recovery:

No action required.

8428 – Subnet Overlap Detect Task End

Message	Finishing Subnet Overlap Detecting task.
Description	The task to detect duplicate or overlapping subnets in the CMTS has ended.
Severity	Info

Notification	Trace Log
Alarm	No
Trap	No
Server	CMP
Group	N/A
Recovery	
	No action required.

8429 – IPv4 Subnets Filtering Stats All

Message	<i>{0}</i> : Discovered IPv4 subnets were filtered for all CMTS, Before: <i>{1}</i> ; After <i>{2}</i> .
Description	The IPv4 subnets filtering stats.
Severity	Warning
Notification	Trace Log
Alarm	No
Trap	No
Server	CMP
Group	N/A
Recovery:	
	No action required.

8431 – OSSI Triggered CMTS Rediscovery

Message	OSSI triggered CMTS rediscovery: <i>{num}</i> successful, <i>{num}</i> failed. <i>{2}</i>
Description	The OSSI triggered CMTS rediscovery trace log includes the discovery success count and the discovery failure count.
Severity	Info
Notification	Trace Log
Alarm	No
Trap	No
Server	CMP
Group	N/A
Recovery:	
	No action required.

8500 – MA Server Start

Message	MA Server started
Description	MA server has started.
Severity	Info
Notification	Trace Log
Alarm	No
Trap	No
Server	DC
Group	Data Collection Task
Deprecated ID	3

Recovery

No action required.

8501 – BoD HTTP Request Fail

Message	HTTP request failed: {sess id}#{error msg}
Description	The HTTP request failed.
Severity	Warning
Notification	Trace Log
Alarm	No
Trap	No
Server	BoD
Group	BoD
Deprecated ID	21

Recovery

If the problem persists, contact [My Oracle Support \(MOS\)](#).

8502 – BoD Classifier Active SubIP

Message	Classifier already active for SUBIP={sub ip}; SUBPORT={sub port}; DESTIP={dest ip}; DESTPORT={dest port} - request ignored.
Description	The classifier is already active for the specified subscriber IP address. The request is ignored.
Severity	Warning
Notification	Trace Log

Alarm	No
Trap	No
Server	BoD
Group	BoD
Deprecated ID	24

Recovery

If the problem persists, contact [My Oracle Support \(MOS\)](#).

8503 – BoD PS Conn Drop

Message	Policy server connection dropped from <i>{ip address}</i> . BoD has scheduled policy server reconnect task.
Description	The Policy server connection was dropped. BoD has scheduled a reconnect task.
Severity	Alert
Notification	Trace Log
Alarm	No
Trap	No
Server	BoD
Group	BoD

Recovery

If the problem persists, contact [My Oracle Support \(MOS\)](#).

8504 – BoD Disconn

Message	Disconnected policy server connection <i>{ip address}</i>
Description	BoD disconnected the policy server.
Severity	Warning
Notification	Trace Log
Alarm	No
Trap	No
Server	BoD
Group	BoD

Recovery

If the problem persists, contact [My Oracle Support \(MOS\)](#).

8505 – BoD Disconn Fail

Message	Disconnection failure from policy server <i>{ip address}</i>
Description	The BoD failed to disconnect the policy server.
Severity	Warning
Notification	Trace Log
Alarm	No
Trap	No
Server	BoD
Group	BoD
Recovery	

If the problem persists, contact [My Oracle Support \(MOS\)](#).

8506 – BoD Conn Fail

Message	Could not establish policy server connection to <i>{ip address}</i>
Description	The Bod could not establish a connection.
Severity	Warning
Notification	Trace Log
Alarm	No
Trap	No
Server	BoD
Group	BoD
Recovery	

If the problem persists, contact [My Oracle Support \(MOS\)](#).

8507 – BoD DB Auto Delete Start

Message	BoD has reached the maximum number of historic sessions (<i>{num}</i>) allowed in the BoD database. BoD is minimally auto-deleting the oldest <i>{num}</i> sessions to get back to this limit.
Description	BoD has exceeded the maximum number of sessions and will delete the minimum number of oldest sessions to return to the threshold.
Severity	Warning
Notification	Trace Log
Alarm	No
Trap	No

Server BoD

Group BoD

Recovery

If the problem persists, contact [My Oracle Support \(MOS\)](#).

8508 – BoD DB Auto Delete End

Message BoD has completed the auto-deletion of the oldest historic sessions in the BoD database; *{num}* historic sessions have been deleted. It is recommended you perform a database backup to reduce the size of your database before the next auto-delete occurs.

Description BoD has completed the auto-deletion of the oldest historic sessions in the BoD database; the specified number of historic sessions have been deleted. It is recommended you perform a database backup to reduce the size of your database before the next auto-delete occurs.

Severity Warning

Notification Trace Log

Alarm No

Trap No

Server BoD

Group BoD

Recovery

If the problem persists, contact [My Oracle Support \(MOS\)](#).

8509 – BoD Send Debug

Message Sending *{info}* to *{dest ip}* *{2}*

Description BoD sending the specified information to the specified locations.

Severity Debug

Notification Trace Log

Alarm No

Trap No

Server BoD

Group BoD

Recovery

If the problem persists, contact [My Oracle Support \(MOS\)](#).

8510 – BoD Received Info

Message	Received <i>{info}</i> from <i>{location}</i> {2}
Description	BoD received the specified information from the specified locations.
Severity	Info
Notification	Trace Log
Alarm	No
Trap	No
Server	BoD
Group	BoD
Recovery	No action required.

8511 – BoD Received Warn

Message	Received <i>{warning}</i> from <i>{location}</i> {2}
Description	BoD received the specified warning from the specified locations.
Severity	Warning
Notification	Trace Log
Alarm	No
Trap	No
Server	BoD
Group	BoD
Recovery	If the problem persists, contact My Oracle Support (MOS) .

8512 – BoD MAC Translate Success

Message	MAC Translation succeeded for session ID <i>{sess id}</i> on retry attempt <i>{num}</i> . MAC address: <i>{mac address}</i> . Translated IP address: <i>{trans ip}</i> .
Description	The Bod successfully translated the specified MAC address to the indicated IP address for the specified session.
Severity	Warning
Notification	Trace Log
Alarm	No

Trap	No
Server	BoD
Group	BoD

Recovery

If the problem persists, contact [My Oracle Support \(MOS\)](#).

8513 – BoD MAC Translate IP Fail

Message	MAC Translation failed due to no IP Address returned for session ID {sess id}; MAC address: {mac address} {2}.
Description	The BoD failed to translate the specified MAC address for the indicated session.
Severity	Warning
Notification	Trace Log
Alarm	No
Trap	No
Server	BoD
Group	BoD

Recovery

If the problem persists, contact [My Oracle Support \(MOS\)](#).

8514 – BoD MAC Translate Parse Fail

Message	MAC Translation failed due to response parse failure for session ID {sess id}; MAC address: {mac address} {error msg}.
Description	The BoD failed to translate the specified MAC address because of a response parse failure for the specified session.
Severity	Warning
Notification	Trace Log
Alarm	No
Trap	No
Server	BoD
Group	BoD

Recovery

If the problem persists, contact [My Oracle Support \(MOS\)](#).

8515 – BoD MAC Translate MAC Fail

Message	MAC Translation failed due to incorrect MAC Translation URL for session ID <i>{sess id}</i> : MAC Translation URL: <i>{trans ip} {error msg}</i> .
Description	MAC translation failed due to incorrect MAC Translation URL for the specified session.
Severity	Warning
Notification	Trace Log
Alarm	No
Trap	No
Server	BoD
Group	BoD

Recovery

If the problem persists, contact [My Oracle Support \(MOS\)](#).

8516 – BoD MAC Translate Conn MAC Fail

Message	MAC Translation failed due to connection failure for MAC address: <i>{mac address}</i> .
Description	MAC Translation failed due to to connection failure for the specified MAC address.
Severity	Warning
Notification	Trace Log
Alarm	No
Trap	No
Server	BoD
Group	BoD

Recovery

If the problem persists, contact [My Oracle Support \(MOS\)](#).

8517 – BoD MAC Translate IP MAC Fail

Message	MAC Translation failed due to no IP Address returned for MAC address: <i>{mac address}</i> .
Description	MAC Translation failed because no IP Address was returned for the specified MAC address.
Severity	Warning
Notification	Trace Log

Alarm	No
Trap	No
Server	BoD
Group	BoD

Recovery

If the problem persists, contact [My Oracle Support \(MOS\)](#).

8518 – BoD MAC Translate Parse MAC Fail

Message	MAC Translation failed due to response parse failure for MAC address: <i>{mac address}</i> .
Description	MAC Translation failed because of a response parse failure for the specified MAC address.
Severity	Warning
Notification	Trace Log
Alarm	No
Trap	No
Server	BoD
Group	BoD

Recovery

If the problem persists, contact [My Oracle Support \(MOS\)](#).

8519 – BoD MAC Translate Incorrect MAC Fail

Message	MAC Translation failed due to incorrect MAC Translation URL for MAC Translation URL: <i>{trans ip}</i> .
Description	MAC Translation failed due to incorrect MAC Translation URL.
Severity	Warning
Notification	Trace Log
Alarm	No
Trap	No
Server	BoD
Group	BoD

Recovery

If the problem persists, contact [My Oracle Support \(MOS\)](#).

8520 – Bod Service Parse Fail

Message	RDR: Failed to parse service index: <i>{index}</i> . Skipping this RDR.
Description	RDR failed to parse the specified service index. This RDR will be skipped.
Severity	Info
Notification	Trace Log
Alarm	No
Trap	No
Server	BoD
Group	BoD
Recovery	No action required.

8521 – BoD Socket Closed

Message	RDR: Client or Server has closed the socket connection
Description	The client of server has closed the socket connection.
Severity	Info
Notification	Trace Log
Alarm	No
Trap	No
Server	BoD
Group	BoD
Recovery	No action required.

8522 – BoD RDR Start Error

Message	RDR: Error starting RDR service on port <i>{port num}</i> . Error is: <i>{error msg}</i>
Description	BoD encountered an error while starting the RDR service on the indicated port.
Severity	Warning
Notification	Trace Log
Alarm	No
Trap	No

Server	BoD
Group	BoD

Recovery

If the problem persists, contact [My Oracle Support \(MOS\)](#).

8523 – BoD RDR Port Busy

Message	RDR: port <i>{port num}</i> busy, retrying. Attempt number: <i>{num}</i>
Description	The RDR service port is busy. BoD will retry. The number of the attempt is indicated.
Severity	Info
Notification	Trace Log
Alarm	No
Trap	No
Server	BoD
Group	BoD

Recovery

No action required.

8524 – BoD RDR Fatal Error

Message	RDR: Fatal error starting RDR service on port <i>{port num}</i>
Description	Bod encountered a fatal error while starting the RDR service on the indicated port.
Severity	Critical
Notification	Trace Log
Alarm	No
Trap	No
Server	BoD
Group	BoD

Recovery

If the problem persists, contact [My Oracle Support \(MOS\)](#).

8525 – BoD Start MSG Processing Debug

Message	RDR: Start message processing <i>{0}</i>
Description	Start message processing

Severity	Debug
Notification	Trace Log
Alarm	No
Trap	No
Server	BoD
Group	BoD

Recovery

If the problem persists, contact [My Oracle Support \(MOS\)](#).

8526 – BoD Stop MSG Processing

Message	RDR: Stop message processing {0}
Description	Stop message processing
Severity	Debug
Notification	Trace Log
Alarm	No
Trap	No
Server	BoD
Group	BoD

Recovery

If the problem persists, contact [My Oracle Support \(MOS\)](#).

8527 – BoD Start MSG Processing Info

Message	RDR: Start message processing {0}
Description	Info level log generated when RDR service starts message processing.
Severity	Info
Notification	Trace Log
Alarm	No
Trap	No
Server	BoD
Group	BoD

Recovery

No action required.

8528 – Edge OAM Device Discovered

Message	Edge QAM Device {0} discovered from the policy server {ip address}
Description	The BoD discovered the specified Edge OAM device.
Severity	Info
Notification	Trace Log
Alarm	No
Trap	No
Server	BoD
Group	BoD
Recovery	No action required.

8529 – PCM Send AM Info

Message	PCMM: Sending {msg type} to AM {ip address:port}#Details:#{details}
Description	<p>The specified message type was sent to the specified AM (or upstream policy server).</p> <p>Note: This message is logged at the Warning level when the PCMM message type is an error message such as GateSetErr, GateDeleteErr, or GateInfoErr, and logged at the Info level when the message is an ACK such as GateSetAck, GateInfoAck, or GateDeleteAck.</p>
Severity	Info Warning
Notification	Trace Log
Alarm	No
Trap	No
Server	MPE
Group	PCMM
Deprecated ID	1013
Recovery	If the problem persists, contact My Oracle Support (MOS) .

8530 – PCM Receive

Message	PCMM:Received {msg type} from {DownstreamPS ip address:port} {2}
----------------	--

Description	The specified message type was received from the specified CMTS (or downstream policy server). Note: This message is logged at the Warning level when the PCMM message is an error message such as GateSetErr, GateDeleteErr, or GateInfoErr, and logged at the Info level when the message is an ACK such as GateSetAck, GateInfoAck, or GateDeleteAck.
Severity	Info Warning
Notification	Trace Log
Alarm	No
Trap	No
Server	MPE
Group	PCMM
Deprecated ID	1012
Recovery	

If the problem persists, contact [My Oracle Support \(MOS\)](#).

8531 – DQOS Send CMS Info

Message	DQOS: Sending {msg type} to CMS {ip address}
Description	The specified message type was sent to the specified CMS. Note: This message is logged at the Warning level when the DQOS message is an error message such as GateSetErr, GateDeleteErr, or GateInfoErr, and logged at the Info level when the message is an ACK such as GateSetAck, GateInfoAck, or GateDeleteAck.
Severity	Info Warning
Notification	Trace Log
Alarm	No
Trap	No
Server	MPE
Group	DQOS
Deprecated ID	1113
Recovery	

If the problem persists, contact [My Oracle Support \(MOS\)](#).

8532 – SPC DQOS Send CMS Info

Message	SPC DQOS: Sending <i>{msg type}</i> to CMS <i>{ip address}</i>
Description	The specified message type was sent to the specified CMTS. If the message is reporting an error, then this message is logged at the Warning level, otherwise it is logged at the Info level.
Severity	Info Warning
Notification	Trace Log
Alarm	No
Trap	No
Server	MPE
Group	SPC DQOS
Deprecated ID	1213

Recovery

If the problem persists, contact [My Oracle Support \(MOS\)](#).

8534 – BoD RDR Quota MSG Processing Debug

Message	RDR: Quota message processing <i>{msg type}</i>
Description	BoD is processing a Quota message of the specified type.
Severity	Debug
Notification	Trace Log
Alarm	No
Trap	No
Server	BoD
Group	BoD

Recovery

No action required.

8535 – BoD RDR Quota MSG Processing Info

Message	RDR: Quota message processing <i>{msg type}</i>
Description	BoD is processing a Quota message of the specified type.
Severity	Info
Notification	Trace Log
Alarm	No

Trap	No
Server	BoD
Group	BoD
Recovery	
No action required.	

8600 – BoD Invalid Session ID Arg

Message	Can't find session from COMCOL which SSID is <i>{sess id}</i> .
Description	BoD cannot find the COMCOL session because the session ID is invalid.
Severity	Warning
Notification	Trace Log
Alarm	No
Trap	No
Server	BoD
Group	BoD
Recovery	
If the problem persists, contact My Oracle Support (MOS) .	

8601 – BoD PCMM Request Reject

Message	Reject PCMM request by load shedding, request type is <i>{req type}</i> , reason is <i>{reason}</i> .
Description	BoD rejected the PCMM request by load shedding. The request type and reason are indicated.
Severity	Warning
Notification	Trace Log
Alarm	No
Trap	No
Server	BoD
Group	BoD
Recovery	
If the problem persists, contact My Oracle Support (MOS) .	

8602 – BoD PCMM Mode Not Enabled

Message	PCMM mode was not enabled! Can't handle PCMM request <i>{req type}</i> for session <i>{sess id}</i> !
Description	BoD cannot handle the specified PCMM request type for the indicated session because PCMM mode is not enabled.
Severity	Error
Notification	Trace Log
Alarm	No
Trap	No
Server	BoD
Group	BoD

Recovery

If the problem persists, contact [My Oracle Support \(MOS\)](#).

8603 – BoD Diameter Mode Not Enabled

Message	Diameter mode was not enabled! Can't handle diameter request <i>{req type}</i> for session <i>{sess id}</i> !
Description	BoD cannot handle the specified Diameter request type for the indicated session because Diameter mode is not enabled.
Severity	Error
Notification	Trace Log
Alarm	No
Trap	No
Server	BoD
Group	BoD

Recovery

If the problem persists, contact [My Oracle Support \(MOS\)](#).

8700 – BoD Admission Protocol Busy Event

Message	ADMISSION: <i>{svr name}</i> : Busy : criteria <i>{threshold}</i>
Description	The current load on the specified server exceeds the indicated admission criteria thresholds.
Severity	Warning
Notification	Trace Log

Alarm	No
Trap	No
Server	BoD
Group	BoD
Recovery	

Typically, this condition returns to a normal state. If the problem persists, contact [My Oracle Support \(MOS\)](#).

8701 – BoD Admission Protocol Clear Event

Message	ADMISSION: { <i>svr name</i> }: Normal : criteria { <i>threshold</i> }
Description	The current load on the specified server is below the indicated admission criteria thresholds.
Severity	Notice
Notification	Trace Log
Alarm	No
Trap	No
Server	BoD
Group	BoD
Recovery	
No action required.	

8702 – BoD Admission Component Busy Event

Message	ADMISSION: {3}: Resource { <i>res name</i> } : new condition {1} of the criteria { <i>threshold</i> }
Description	The load of the monitored resource is evaluated by an admission controller as exceeding admission criteria threshold.
Severity	Warning
Notification	Trace Log
Alarm	No
Trap	No
Server	BoD
Group	BoD
Recovery	

Typically, this condition returns to a normal state. If the problem persists, contact [My Oracle Support \(MOS\)](#).

8703 – BoD Admission Component Clear Event

Message	ADMISSION: {3}: Resource {res name} : new condition {1} of the criteria {threshold}
Description	The load of the monitored resource is below clearing criteria threshold.
Severity	Notice
Notification	Trace Log
Alarm	No
Trap	No
Server	BoD
Group	BoD
Recovery	No action required.

8704 – BoD PCMM Too Busy Set | Clear

Message	ADMISSION: {res name} is in a {Busy Normal} state
Description	The specified resource name is in the indicated state (that is, busy or normal). A busy (or Set event) state triggers a Warning log event; a normal (or Clear event) state triggers an Error log event.
Severity	Warning Error
Notification	Trace Log
Alarm	No
Trap	No
Server	BoD
Group	BoD
Recovery	If the problem persists, contact My Oracle Support (MOS) .

10000 – ADS Connection Established

Message	ADS: Analytics Data Stream connection to {ads client} has been established for Channel: {chan type} and Version: {ads ver}
Description	A connection established to the MPE device from the specified Analytics client. The channel type and ADS interface version are indicated.

Severity	Notice
Notification	Trace Log
Alarm	No
Trap	No
Server	MPE
Group	ADS

Recovery

No action required.

10001 - ADS Connection Closed

Message	ADS: Analytics Data Stream connection to <i>analytics client id</i> was closed.
Description	The connection between the MPE device and the Analytics client was closed.
Severity	Notice
Notification	Trace Log
Alarm	No
Trap	No
Server	MPE
Group	ADS

Recovery

No action required.

10002 - ADS Connection Lost Set | Clear

Message	ADS: Lost Analytics Data Stream connection to <i>analytics client id</i>
Description	The connection between the MPE device and the Analytics client was closed due to an error.
Severity	Warning
Notification	Trace Log
Alarm	Yes - 78000
Trap	No
Server	MPE
Group	ADS

Recovery

No action required.

10003 – ADS Receive Error

Message	ADS: Error processing Analytics Data Stream message received from <i>analytics client id. {1}</i>
Description	The Analytics Data Stream request from the Analytics Client resulted in an error.
Severity	Debug
Notification	Trace Log
Alarm	No
Trap	No
Server	MPE
Group	ADS
Recovery	No action required.

10004 – ADS Send Error

Message	ADS: Error sending Analytics Data Stream message to <i>analytics client id. {1}</i>
Description	An error occurred while sending the Analytics Data Stream message from the MPE device.
Severity	Debug
Notification	Trace Log
Alarm	No
Trap	No
Server	MPE
Group	ADS
Recovery	No action required.

10005 – ADS Error

Message	ADS: Analytics Data Stream encountered an error. <i>{0}</i>
Description	An error occurred during the Analytics Data Stream processing.
Severity	Warning

Notification	Trace Log
Alarm	No
Trap	No
Server	MPE
Group	ADS
Recovery	
	No action required.

10006 – Sy Receive Notification

Message	SY: Received notification from <i>sy identity</i> message:\ndiameter message
Description	This trace log event indicates that an SNR was received from the OCS and provides the message details.
Severity	Info
Notification	Trace Log
Alarm	No
Trap	No
Server	MPE
Group	SY
Recovery	
	No action required.

10007 – Sy Bad Realm

Message	SY: Peer Realm {0}
Description	There is an undefined realm in the Sy configuration.
Severity	Warning
Notification	Trace Log
Alarm	No
Trap	No
Server	MPE
Group	SY
Recovery	
	Check the configured Realm for the connection.

10008 – Sy Bad Address

Message	SY:{0} address {1}
Description	The primary address in the Sy configuration is undefined.
Severity	Warning
Notification	Trace Log
Alarm	No
Trap	No
Server	MPE
Group	SY
Recovery	Check the configured Address for the connection.

10009 – Sy Search

Message	SY: Searching <i>sy identity</i> for subscriber: <i>subscriber id</i>
Description	This trace log event indicates that a new SLR search has been started for the given subscriber.
Severity	Info
Notification	Trace Log
Alarm	No
Trap	No
Server	MPE
Group	SY
Recovery	No actions required.

10010 – SY Search Results

Message	SY: Search results from peer <i>sy identity</i> for subscriber <i>subscriber id</i> are:\n <i>policy counter values</i>
Description	This trace log indicates a successful SLR/SLA lookup and details the contents.
Severity	Info
Notification	Trace Log
Alarm	No

Trap	No
Server	MPE
Group	SY
Recovery	
No actions required.	

10012 – Sy Search Error

Message	SY: Search failure on <i>sy identity: {1}</i>
Description	
Severity	Warning
Notification	Trace Log
Alarm	No
Trap	No
Server	MPE
Group	SY
Recovery	
No actions required.	

10013 – Bad XML from SPR

Message	XML Parse Failure from SDM. Subscriber="{0}". {1}
Description	
Severity	Warning
Notification	Trace Log
Alarm	No
Trap	No
Server	MPE
Group	SY
Recovery	
No actions required.	

10014 – TDF Connection Closed

Message	Unable to set policy for TDF session establishment, destination host={ <i>host name</i> }, realm={ <i>realm</i> } for TDF {2}
---------	---

Description	Unable to set policy to establish a traffic detection function (TDF) session for the specified destination. The connection was closed.
Severity	Warning
Notification	Trace Log
Alarm	No
Trap	No
Server	MPE
Group	
Recovery	
	If the problem persists, contact My Oracle Support (MOS) .

10020 – CMP started

Message	CMP started
Description	The CMP server is started.
Severity	Info
Notification	Trace Log
Alarm	No
Trap	No
Server	CMP
Group	OSSI
Recovery	
	No actions required.

10021 – Import XML add

Message	Import XML Add {0} executed by {4} \nSuccessful: {1} \nFailed: {2} \nTotal execution time {3} millisecond
Description	
Severity	Info
Notification	Trace Log
Alarm	No
Trap	No
Server	CMP
Group	OSSI
Recovery	

No actions required.

10022 – Import XML update

Message	Import XML Update {0} executed by {4} \nSuccessful: {1} \nFailed: {2} \nTotal execution time {3} millisecond
Description	
Severity	Info
Notification	Trace Log
Alarm	No
Trap	No
Server	CMP
Group	OSSI
Recovery	
	No actions required.

10023 – Import XML delete

Message	Import XML Delete {0} executed by {4} \nSuccessful: {1} \nFailed: {2} \nTotal execution time {3} millisecond
Description	
Severity	Info
Notification	Trace Log
Alarm	No
Trap	No
Server	CMP
Group	OSSI
Recovery	
	No actions required.

10024 – Import XML fail

Message	Import XML Remove {0} From Group executed by {4} \nSuccessful: {1} \nFailed: {2} \nTotal execution time {3} millisecond
Description	
Severity	Info
Notification	Trace Log

Alarm	No
Trap	No
Server	CMP
Group	OSSI
Recovery	
No actions required.	

10025 – XML add fail

Message	Import XML Add {0} To Group executed by {4} \nSuccessful: {1} \nFailed: {2} \nTotal execution time {3} millisecond
Description	
Severity	Info
Notification	Trace Log
Alarm	No
Trap	No
Server	CMP
Group	OSSI
Recovery	
No actions required.	

10026 – RC proxy apply2

Message	Apply <i>data type</i> to MPE (HostName: <i>ip/hostname</i>) executed by <i>user name</i> \n Total execution time <i>execution time</i> millisecond
Description	
Severity	Info
Notification	Trace Log
Alarm	No
Trap	No
Server	CMP/MPE
Group	Configuration
Recovery	
No actions required.	

10027 – RC proxy apply

Message	Apply <i>data type</i> {1}(s) to MPE (HostName: <i>ip/hostname</i>) executed by <i>user name</i> \n Total execution time <i>execution time</i> millisecond
Description	
Severity	Info
Notification	Trace Log
Alarm	No
Trap	No
Server	CMP/MPE
Group	Configuration
Recovery	No actions required.

10028 – RC proxy send

Message	Send Message(<i>message</i>) to MPE (HostName: <i>ip/hostname</i>) executed by <i>user name</i> \nTotal execution time <i>execution time</i> millisecond
Description	
Severity	Info
Notification	Trace Log
Alarm	No
Trap	No
Server	CMP/MPE
Group	Configuration
Recovery	No actions required.

10029 – Stat Rsync Clean Task Start

Message	Starting Statistics Rsync Cleanup task.
Description	The Statistics Rsync Cleanup task is starting.
Severity	Info
Notification	Trace Log
Alarm	No
Trap	No

Server	DC
Group	Data Collection Task
Recovery	
	No action required.

10031 – Diam Service Invalid XML File

Message	Incorrect XML syntax in Diameter services file <i>file name\error message</i>
Description	
Severity	Error
Notification	Trace Log
Alarm	No
Trap	No
Server	DC
Group	Data Collection Task
Recovery	
	If the problem persists, contact My Oracle Support (MOS) .

10032 – Stats Sync Task Start

Message	Starting <i>task name</i> Task.
Description	
Severity	Info
Notification	Trace Log
Alarm	No
Trap	No
Server	DC
Group	Data Collection Task
Recovery	
	No actions required.

10033 – Stats Sync Task Repository Success

Message	<i>name</i> Task was successful for sync local repository to remote server(<i>ip address</i>) after retry <i>{count}</i> times
----------------	--

Description	The Stats Sync task successfully synchronized the local repository to the specified remote server. The number of attempts is indicated.
Severity	Warning
Notification	Trace Log
Alarm	No
Trap	No
Server	DC
Group	Data Collection Task
Recovery	
	If the problem persists, contact My Oracle Support (MOS) .

10036 – Retry fail

Message	Diameter: PCC/ADC rule {0} retry failed after {1} attempts for subscriber {2} {3}
Description	This trace log is generated when there is an RAA error or if an RAA timeout triggers the last retry RAR attempt.
Severity	Warning
Notification	Trace Log
Alarm	No
Trap	No
Server	MPE
Group	Diameter
Recovery	
	Check network connectivity. If the problem persists, contact My Oracle Support (MOS) .

10037 – DBPLUGIN No Match Debug

Message	DBPLUGIN: No matches for <i>criteria</i> , search type <i>id</i>
Description	
Severity	Debug
Notification	Trace Log
Alarm	No
Trap	No
Server	MPE
Group	Data Source

Recovery

No actions are required

10038 – Email Not Enabled Info

Message	SMTP: SMTP functionality is not enabled to send message. <i>{svr ip address}</i>
Description	SMTP functionality is not enabled on the specified server to send notification.
Severity	Info
Notification	Trace Log
Alarm	No
Trap	No
Server	MPE
Group	SMTP
Recovery	
	No actions required.

10039 – RADIUS Server Init

Message	RADIUS: Initializing communications on port <i>{port}</i>
Description	RADIUS is initializing communications on the specified port.
Severity	Notice
Notification	Trace Log
Alarm	No
Trap	No
Server	MPE
Group	RADIUS
Recovery	
	No action required.

10040 – RADIUS Server Start Notice

Message	RADIUS: Started listening on port <i>{port}</i>
Description	The RADIUS server has started listening on the specified port.
Severity	Notice

Notification	Trace Log
Alarm	No
Trap	No
Server	MPE
Group	RADIUS
Recovery	
	No action required.

10041 – RADIUS Drop Invalid Warn

Message	RADIUS: Dropping invalid message <i>{msg type}. {msg details}</i>
Description	RADIUS is dropping an invalid message.
Severity	Warning
Notification	Trace Log
Alarm	No
Trap	No
Server	MPE
Group	RADIUS
Recovery	
	If the problem persists, contact My Oracle Support (MOS) .

10042 – RADIUS Drop Bad MD5 Warn

Message	RADIUS: Dropping message with bad MD5, probably bad password in <i>{msg type}</i>
Description	RADIUS is dropping a message with a bad MD5 checksum file.
Severity	Warning
Notification	Trace Log
Alarm	No
Trap	No
Server	MPE
Group	RADIUS
Recovery	
	If the problem persists, contact My Oracle Support (MOS) .

10043 – RADIUS Sent

Message	RADIUS: Sent <i>{msg type}</i> [{ <i>identifier</i> } / { <i>sess id</i> }] to { <i>ip address:port num</i> } { <i>details</i> }
Description	RADIUS sent a message with the indicated specifications.
Severity	Info
Notification	Trace Log
Alarm	No
Trap	No
Server	MPE
Group	RADIUS
Recovery	No action required.

10044 – Policy event

Message	Policy Event: <i>event message</i>
Description	
Severity	Info
Notification	Trace Log
Alarm	Yes
Trap	Yes
Server	MPE
Group	SMTP
Recovery	No actions required.

10045 – RADIUS Server Start Fail

Message	RADIUS: Start failed on port { <i>port</i> }
Description	RADIUS failed to start on the indicated port.
Severity	Warning
Notification	Trace Log
Alarm	No
Trap	No
Server	MPE

Group RADIUS

Recovery

If the problem persists, contact [My Oracle Support \(MOS\)](#).

10046 – RADIUS Received

Message RADIUS: Received *message code / accounting type* [pocket id / session id] from client address message

Description

Severity Info

Notification Trace Log

Alarm No

Trap No

Server MPE

Group RADIUS

Recovery

No actions are required

10048 – SCTP Path Status

Message Diameter: SCTP path on association ID {0} address {1} {2}

Description

Severity Info, Error, Notice

Notification Trace Log

Alarm Yes

Trap No

Server MPE, MRA

Group Diameter

Recovery

If the problem persists, contact [My Oracle Support \(MOS\)](#).

10100 – Avg Sess Size Exceeds Projected Set

Message Average session size exceeds the projected session size *size*, current average session size: *size*

Description

Severity	Warning
Notification	Trace Log
Alarm	No
Trap	No
Server	MPE
Group	Admission Control

Recovery

If the problem persists, contact [My Oracle Support \(MOS\)](#).

10101 – Avg Sess Size Exceeds Projected Clear

Message	Average session size is below the projected session size <i>size</i> , current average session size: <i>size</i>
Description	
Severity	Warning
Notification	Trace Log
Alarm	No
Trap	No
Server	MPE
Group	Admission Control

Recovery

If the problem persists, contact [My Oracle Support \(MOS\)](#).

10102 – Sess Size Reached Threshold Set

Message	Session database size reached threshold percent of session database capacity <i>percent</i> , current database session size percentage: <i>percent</i>
Description	
Severity	Warning
Notification	Trace Log
Alarm	Yes
Trap	Yes
Server	MPE
Group	Admission Control

Recovery

If the problem persists, contact [My Oracle Support \(MOS\)](#).

10103 – Sess Size Reached Threshold Clear

Message	Session database size below threshold percent of session database capacity <i>percent</i> , current database session size percentage: <i>percent</i>
Description	
Severity	Warning
Notification	Trace Log
Alarm	Yes
Trap	Yes
Server	MPE
Group	Admission Control

Recovery

If the problem persists, contact [My Oracle Support \(MOS\)](#).

10104 – Avg Bind Size Exceeds Projected Set

Message	Average binding size exceeds the projected binding size <i>{0}</i> , current average binding size: <i>{1}</i>
Description	
Severity	Warning
Notification	Trace Log
Alarm	No
Trap	No
Server	MRA
Group	Admission Control

Recover

If the problem persists, contact [My Oracle Support \(MOS\)](#).

10105 – Avg Bind Size Exceeds Projected Clear

Message	Average binding size is below the projected binding size <i>size</i> , current average binding size: <i>size</i>
Description	
Severity	Warning
Notification	Trace Log

Alarm	No
Trap	No
Server	MRA
Group	Admission Control
Recovery	

If the problem persists, contact [My Oracle Support \(MOS\)](#).

10106 – Bind Size Reached Threshold Set

Message	Binding database size reached threshold percent of binding database capacity <i>threshold</i> , current binding database size percentage: <i>size</i>
Description	
Severity	Warning
Notification	Trace Log
Alarm	Yes
Trap	Yes
Server	MRA
Group	Admission Control
Recovery	

If the problem persists, contact [My Oracle Support \(MOS\)](#).

10107 – Bind Size Reached Threshold Clear

Message	Binding database size is below threshold percent of binding database capacity <i>size</i> , current binding database size percentage: <i>size</i>
Description	
Severity	Warning
Notification	Trace Log
Alarm	Yes
Trap	Yes
Server	MRA
Group	Admission Control
Recovery	

If the problem persists, contact [My Oracle Support \(MOS\)](#).

10108 – ReplicationStats Task Start

Message	Starting Replication Statistics task.
Description	The Replication Statistics task is starting.
Severity	Info
Notification	Trace Log
Alarm	No
Trap	No
Server	DC
Group	Data Collection Task
Recovery	
	No action required.

10109 – ReplicationStats Task Failed

Message	Replication Statistics Task failed.\n{0}
Description	
Severity	Error
Notification	Trace Log
Alarm	No
Trap	No
Server	DC
Group	Data Collection Task
Recovery	
	If the problem persists, contact My Oracle Support (MOS) .

10110 – ReplicationStats Task Success

Message	Replication Statistics Task completed successfully.
Description	The Replication Statistics Task completed successfully.
Severity	Info
Notification	Trace Log
Alarm	No
Trap	No
Server	DC
Group	Data Collection Task

Recovery

No action required.

10111 – ReplicationStats Task Finish

Message	Finishing Replication Statistics task.
Description	The Replication Statistics task is finishing.
Severity	Info
Notification	Trace Log
Alarm	No
Trap	No
Server	DC
Group	Data Collection Task

Recovery

No action required.

10112 – ReplicationStats Task Data Available

Message	Replication Statistics collection complete and data is available for request.
Description	Replication Statistics collection is complete. The data is available for request.
Severity	Info
Notification	Trace Log
Alarm	No
Trap	No
Server	DC
Group	Data Collection Task

Recovery

No action required.

10113 – Sy On Demand Policy Action Failure

Message	SY: Policy Action failure attempting to send <i>{msg type}</i> SLR to <i>{1}</i> on MPE <i>{ip address}</i> for subscriber: <i>{3}</i> ; <i>{4}</i>
Description	SY encountered a policy action failure while attempting to sent a message to the indicated destination.
Severity	Warning

Notification	Trace Log
Alarm	No
Trap	No
Server	DC
Group	Data Collection Task
Recovery	
	No action required.

10114 – Diam Session Cleanup Results

Message	Diameter Session cleanup task is finished and iterated {0} sessions, detected {1} stale sessions, and audited {2} sessions
Description	
Severity	Warning
Notification	Trace Log
Alarm	No
Trap	No
Server	DC
Group	Data Collection Task
Recovery	
	No action required.

10115 – Diameter Invalid Ancids Warning

Message	Diameter:{0} "{1}" for subscriber {2} in {3} is invalid, can not find related AF flow. {4}
Description	
Severity	Warning
Notification	Trace Log
Alarm	No
Trap	No
Server	DC
Group	Data Collection Task
Recovery	
	No action required.

10116 – PCEF Report Timeout

Message	PCRF waiting PCEF reporting timeout for AF: {0}: {1}\n {2}
Description	
Severity	Warning
Notification	Trace Log
Alarm	No
Trap	No
Server	DC
Group	Data Collection Task
Recovery	
	No action required.

10117 – Subtrace Disabled Busy State

Message	Subscriber Activity Logging has been temporarily disabled due to transition to Busy state.
Description	
Severity	Warning
Notification	Trace Log
Alarm	No
Trap	No
Server	MPE
Group	
Recovery	
	No action required.

10118 – Subtrace Enabled Normal State

Message	Subscriber Activity Logging has been enabled due to transition to stable state.
Description	
Severity	Notice
Notification	Trace Log
Alarm	No
Trap	No

Server MPE

Group

Recovery

No action required.

10119 – X1 Connection Lost

Message X1 Connectivity from Mediation Function: {0} with MPE: {1} lost.

Description

Severity Warning

Notification Trace Log

Alarm No

Trap No

Server MPE

Group Lawful Intercept

Recovery

1. Diagnose the X1 Connection between the MF and Policy Server.
2. If problem persists contact [My Oracle Support \(MOS\)](#).

10120 – Duplicate Default Bearer Rule

Message Duplicate default bearer rules detected with precedence {0}:\n{1}

Description

Severity Warning

Notification Trace Log

Alarm No

Trap No

Server MPE

Group Diameter

Recovery

No action required.

10121 – Invalid Traffic Profile

Message Invalid traffic profile: {profile id}

Description	The specified traffic profile is invalid.
Severity	Warning
Notification	Trace Log
Alarm	No
Trap	No
Server	MPE
Group	Diameter
Recovery	
	No action required.

10122 – X2 Connection Lost

Message	X2 Connectivity from MPE {0} with Mediation Function {1} lost.
Description	
Severity	Warning
Notification	Trace Log
Alarm	No
Trap	No
Server	MPE
Group	Diameter
Recovery	
	1. Diagnose the X2 Connection between the MF and Policy Server.
	2. If problem persists contact My Oracle Support (MOS) .

10123 – Policy Logging Overflow

Message	Policy logging has overflowed, data will be missing after this time.
Description	
Severity	Warning
Notification	Trace Log
Alarm	No
Trap	No
Server	MPE
Group	Diameter

Recovery

If the problem persists, contact [My Oracle Support \(MOS\)](#).

10124 – Subtrace Policy Logging Overflow

Message	Subscriber Tracing has overflowed, data will be missing after this time.
Description	The logging of subscriber tracing data has overflowed. Data will be missing after this event's time.
Severity	Warning
Notification	Trace Log
Alarm	No
Trap	No
Server	MPE
Group	Diameter

Recovery

If the problem persists, contact [My Oracle Support \(MOS\)](#).

10125 – AN GW Failed

Message	An-Gw failure for: {0}
Description	The AN-GW encountered an error.
Severity	Error
Notification	Trace Log
Alarm	No
Trap	No
Server	MPE
Group	Diameter

Recovery

If the problem persists, contact [My Oracle Support \(MOS\)](#).

10126 – Max Wait Time Exceeded

Message	Request Maximum Wait Time has Exceeded, This Request is ignored.\n {0}
Description	The request exceeded the maximum wait time. The request is ignored.
Severity	Warning

Notification	Trace Log
Alarm	No
Trap	No
Server	MPE
Group	Diameter

Recovery

If the problem persists, contact [My Oracle Support \(MOS\)](#).

10127 – Diameter Newer Session Detected

Message	A newer session is detected, This Request is rejected with DIAMETER_NEWER_SESSION_DETECTED.\n {0}
Description	A more recent session has been detected. This request is rejected.
Severity	Warning
Notification	Trace Log
Alarm	No
Trap	No
Server	MPE
Group	Diameter

Recovery

If the problem persists, contact [My Oracle Support \(MOS\)](#).

10128 – SY Reconciliation Status

Message	SY: Reconciliation Status: {0}
Description	This trace log indicates the current status of the Sy Reconciliation task.
Severity	Notice
Notification	Trace Log
Alarm	No
Trap	No
Server	MPE
Group	Diameter

Recovery

If the problem persists, contact [My Oracle Support \(MOS\)](#).

10129 – Sy Reconciliation Stats

Message	SY: Reconciliation Stats: Total Session Audited: {0}
Description	This trace log indicates the statistics about the most recent pass of the Sy Reconciliation task, only if the status is Stopped or Complete.
Severity	Notice
Notification	Trace Log
Alarm	No
Trap	No
Server	MPE
Group	Diameter

Recovery

If the problem persists, contact [My Oracle Support \(MOS\)](#).

10130 – Unauthorized Non Emergency Session

Message	Reject a non-emergency request {0} from AF binding to an emergency APN: {1}
Description	This trace log is triggered when a non-emergency Rx session binding to an emergency APN is requested.
Severity	Info
Notification	Trace Log
Alarm	No
Trap	No
Server	MPE
Group	Diameter

Recovery

If the problem persists, contact [My Oracle Support \(MOS\)](#).

10131 – PCEF Initiated Emergency Request

Message	Reject a PCEF-initiated emergency request {0} to an emergency APN: {1}
Description	
Severity	Info
Notification	Trace Log

Alarm	No
Trap	No
Server	MPE
Group	Diameter
Recovery	

If the problem persists, contact [My Oracle Support \(MOS\)](#).

10132 – Sy Reconciliation QP Notif

Message	SY: Notify of split-brain resolved. Split-brain start time: {0}
Description	Notification of split brain recovery was received by the MPE device from the QP with the time stamp for when the QP believes the event began.
Severity	Notice
Notification	Trace Log
Alarm	No
Trap	No
Server	MPE
Group	Diameter
Recovery	

If the problem persists, contact [My Oracle Support \(MOS\)](#).

11001 – Remote Diversion Set | Clear

Message	Remote diversion is not possible, alarm {0}
Description	This trace log occurs when all other associated MRA devices are currently unavailable for remote diversion. The Clear event occurs when MRA devices become available.
Severity	Warning
Notification	Trace Log
Alarm	No
Trap	No
Server	MRA
Group	Diameter
Recovery	

No action is required.

15000 – SCMP Sync Trace Succ

Message	S-CMP reference sync succeeded.
Description	
Severity	Notice
Notification	Trace Log
Alarm	No
Trap	No
Server	Mediation
Group	Provision
Recovery	

If the problem persists, contact [My Oracle Support \(MOS\)](#).

15010 – SCMP Init Succ

Message	S-CMP {0} initialization succeeded.
Description	
Severity	Notice
Notification	Trace Log
Alarm	No
Trap	No
Server	Mediation
Group	Provision
Recovery	

If the problem persists, contact [My Oracle Support \(MOS\)](#).

15101 – Mediation SPR Connection Exception

Message	SOAP: SPR {0} connection exception: {1}
Description	
Severity	Error
Notification	Trace Log
Alarm	No
Trap	No
Server	Mediation
Group	Provision

Recovery

If the problem persists, contact [My Oracle Support \(MOS\)](#).

15102 – Mediation SPR Connection Timeout

Message	SOAP: SPR {0} connection time out.
Description	
Severity	Error
Notification	Trace Log
Alarm	No
Trap	No
Server	Mediation
Group	Mediation

Recovery

If the problem persists, contact [My Oracle Support \(MOS\)](#).

15103 – Mediation SOAP Parameter Error

Message	SOAP: Mediation SOAP interface parameter error: {0}.
Description	
Severity	Info
Notification	Trace Log
Alarm	No
Trap	No
Server	Mediation
Group	MF

Recovery

No action required.

15104 – Mediation Open COMCOL Error

Message	SOAP: {0}: Could not open database,the usrId is: {1}.
Description	
Severity	Error
Notification	Trace Log
Alarm	No

Trap	No
Server	Mediation
Group	Provision

Recovery

If the problem persists, contact [My Oracle Support \(MOS\)](#).

15105 – Mediation Operate COMCOL Error

Message	SOAP: {0}: fail to operate db,the usrId is: {1}, the operateType is: {2}.
Description	
Severity	Error
Notification	Trace Log
Alarm	No
Trap	No
Server	Mediation
Group	Provision

Recovery

If the problem persists, contact [My Oracle Support \(MOS\)](#).

15106 – Mediation SOAP Result Error

Message	MEDIATION: Mediation SOAP request get error result, resultcode: {0},UsrId: {1},operateType: {2}.
Description	
Severity	Info
Notification	Trace Log
Alarm	No
Trap	No
Server	Mediation
Group	Provision

Recovery

No action required.

15107 – Mediation SPR Connection Request

Message	MDF: Sent SPR message {0} to SPR {1}.
---------	---------------------------------------

Description	
Severity	Info
Notification	Trace Log
Alarm	No
Trap	No
Server	Mediation
Group	Provision
Recovery	
No action required.	

15108 – Mediation SPR Connection Response

Message	MDF: Received SPR message {0} received from SPR {1}.
Description	
Severity	Info
Notification	Trace Log
Alarm	No
Trap	No
Server	Mediation
Group	Provision
Recovery	
No action required.	

15109 – Mediation SOAP Request

Message	SOAP: Receiving SOAP operation {0}.
Description	
Severity	Info
Notification	Trace Log
Alarm	No
Trap	No
Server	Mediation
Group	Provision
Recovery	
No action required.	

15110 – SPR Connection Failed

Message	SPR: Create connection to SPR {0} failed.
Description	
Severity	Warning
Notification	Trace Log
Alarm	No
Trap	No
Server	Mediation
Group	Provision
Recovery	

If the problem persists, contact [My Oracle Support \(MOS\)](#).

15111 – SPR Connection Failed Clear

Message	SPR: Create connection to SPR {0} successfully.
Description	
Severity	Info
Notification	Trace Log
Alarm	No
Trap	No
Server	Mediation
Group	Provision
Recovery	

No action required.

15112 – SPR License Limit Set

Message	MEDIATION: Achieve 80% maximum number of users in SPR.
Description	The mediation server has reached 80% of the maximum number of users in SPR.
Severity	Warning
Notification	Trace Log
Alarm	No
Trap	No
Server	Mediation

Group Provision

Recovery

If the problem persists, contact [My Oracle Support \(MOS\)](#).

15113 – SPR License Limit Clear

Message MEDIATION: Below 80% maximum number of users in SPR.

Description The mediation server is now below 80% of the maximum number of users in SPR.

Severity Warning

Notification Trace Log

Alarm No

Trap No

Server Mediation

Group Provision

Recovery

No action required.

15114 – SPR Timeout Error

Message MEDIATION: HandleReply failed for timeout,UsrId is: {0},operateType is: {1}.

Description

Severity Error

Notification Trace Log

Alarm No

Trap No

Server Mediation

Group Provision

Recovery

No action required.

15115 – Mediation Admission Protocol Busy Event

Message ADMISSION: {0}: Busy : criteria {1}

Description

Severity Warning

Notification	Trace Log
Alarm	No
Trap	No
Server	Mediation
Group	Provision
Recovery	
No action required.	

15116 – Mediation Admission Protocol Clear Event

Message	ADMISSION: {0}: Normal : criteria {1}
Description	
Severity	Notice
Notification	Trace Log
Alarm	No
Trap	No
Server	Mediation
Group	Provision
Recovery	
No action required.	

15117 – Mediation Admission Component Busy Event

Message	ADMISSION: {3}: Resource {0} : new condition {1} of the criteria {2}
Description	
Severity	Warning
Notification	Trace Log
Alarm	No
Trap	No
Server	Mediation
Group	Provision
Recovery	
No action required.	

15118 – Mediation Admission Component Clear Event

Message	ADMISSION: {3}: Resource {0}: new condition {1} of the criteria {2}
Description	
Severity	Notice
Notification	Trace Log
Alarm	No
Trap	No
Server	Mediation
Group	Provision
Recovery	
	No action required.

15119 – Mediation SOAP Too Busy Set | Clear

Message	ADMISSION: {0} is in a {1} state
Description	The SOAP interface state of the Mediation server has either changed from normal (not busy) to busy or from busy to normal (not busy).
Severity	Warning/Notice
Notification	Trace Log
Alarm	No
Trap	No
Server	Mediation
Group	Provision
Recovery	
	No action required.

15120 – Mediation SOAP Response

Message	SOAP: SOAP response message: {0}.
Description	
Severity	Info
Notification	Trace Log
Alarm	No
Trap	No

Server	Mediation
Group	Provision
Recovery	
No action required.	

15121 – Sync Server Error

Message	Sync: Exception has occurred in sync server: <i>server</i>
Description	An exception has occurred in the sync server.
Severity	Error
Notification	Trace Log
Alarm	No
Trap	No
Server	Mediation
Group	Sync
Recovery	
If the problem persists, contact My Oracle Support (MOS) .	

15122 – Sync Stop Server Error

Message	Sync: Could not stop <i>server</i> component: <i>component</i>
Description	
Severity	Warning
Notification	Trace Log
Alarm	No
Trap	No
Server	Mediation
Group	Sync
Recovery	
If the problem persists, contact My Oracle Support (MOS) .	

15123 – Sync Thread Uncaught Exception

Message	Sync: Sync Thread- <i>server</i> , uncaught exception: <i>exception</i>
Description	
Severity	Error

Notification	Trace Log
Alarm	No
Trap	No
Server	Mediation
Group	Sync

Recovery

If the problem persists, contact [My Oracle Support \(MOS\)](#).

15124 – Sync Exec CMD Fail

Message	Sync: Command <i>command</i> executes failure
Description	The command failed to execute.
Severity	Warning
Notification	Trace Log
Alarm	No
Trap	No
Server	Mediation
Group	Sync

Recovery

If the problem persists, contact [My Oracle Support \(MOS\)](#).

15125 – Sync Exec CMD Error

Message	Sync: Exception occurred while executes command <i>type: command</i>
Description	An exception occurred while the specified command was executed.
Severity	Error
Notification	Trace Log
Alarm	No
Trap	No
Server	Mediation
Group	Sync

Recovery

If the problem persists, contact [My Oracle Support \(MOS\)](#).

15126 - Sync Accept App Sync Request

Message	Sync: Accepted apply sync request: <i>request</i> .
Description	The apply sync request is accepted.
Severity	Warning
Notification	Trace Log
Alarm	No
Trap	No
Server	Mediation
Group	Sync
Recovery	
	No action required.

15127 - Sync Reject App Sync Request

Message	Sync: Sync busy at <i>request</i> , reject apply sync request.
Description	The sync server is busy. The apply sync request is rejected.
Severity	Warning
Notification	Trace Log
Alarm	No
Trap	No
Server	Mediation
Group	Sync
Recovery	
	No action required.

15128 - Sync App Sync Request Exception

Message	Sync: Exception occurred while process apply sync request: <i>request</i>
Description	An exception occurred while processing the apply sync request.
Severity	Warning
Notification	Trace Log
Alarm	No
Trap	No

Server	Mediation
Group	Sync

Recovery

If the problem persists, contact [My Oracle Support \(MOS\)](#).

15129 - Sync App Sync Response

Message	Sync: Received apply sync response: <i>type.response</i>
Description	
Severity	Warning
Notification	Trace Log
Alarm	No
Trap	No
Server	Mediation
Group	Sync

Recovery

No action required.

15130 - Sync App Sync Response Exception

Message	Sync: Exception occurred while process apply sync response: <i>type</i>
Description	An exception occurred while processing the apply sync response.
Severity	Warning
Notification	Trace Log
Alarm	No
Trap	No
Server	Mediation
Group	Sync

Recovery

If the problem persists, contact [My Oracle Support \(MOS\)](#).

15131 - Sync TooBusy Reject Request

Message	Sync: Sync server too busy, reject sync request: <i>type</i>
Description	The sync server is too busy. The sync request is rejected.

Severity	Warning
Notification	Trace Log
Alarm	No
Trap	No
Server	Mediation
Group	Sync

Recovery

If the problem persists, contact [My Oracle Support \(MOS\)](#).

15132 - Sync Invalid Request

Message	Sync: Invalid sync request: <i>type</i>
Description	The sync request is invalid.
Severity	Error
Notification	Trace Log
Alarm	No
Trap	No
Server	Mediation
Group	Sync

Recovery

No action required.

15133 – Sync Handle Request Exception

Message	Sync: Exception occurred while process sync request: <i>type</i>
Description	An exception occurred while processing the sync request.
Severity	Error
Notification	Trace Log
Alarm	No
Trap	No
Server	Mediation
Group	Sync

Recovery

If the problem persists, contact [My Oracle Support \(MOS\)](#).

15134 - Sync Accept Sync Request

Message	Sync: Accepted sync request: <i>type</i> .
Description	The sync request is accepted.
Severity	Warning
Notification	Trace Log
Alarm	No
Trap	No
Server	Mediation
Group	Sync
Recovery	
	No action required.

15135 - Sync Open COMCOL Fail

Message	Sync: Failed to open database <i>type: database</i>
Description	The sync operation failed to open the database.
Severity	Error
Notification	Trace Log
Alarm	No
Trap	No
Server	Mediation
Group	Sync
Recovery	
	If the problem persists, contact My Oracle Support (MOS) .

15136 - Sync Close COMCOL Fail

Message	Sync: Failed to close database <i>type: database</i>
Description	The sync operation failed to close the database.
Severity	Error
Notification	Trace Log
Alarm	No
Trap	No
Server	Mediation
Group	Sync

Recovery

If the problem persists, contact [My Oracle Support \(MOS\)](#).

15137 – Sync Verify Success

Message	Sync: Verify {0} success
Description	
Severity	Info
Notification	Trace Log
Alarm	No
Trap	No
Server	Mediation
Group	Sync

Recovery

If the problem persists, contact [My Oracle Support \(MOS\)](#).

15138 - Sync Verify Fail

Message	Sync: Failed to verify <i>type: database</i>
Description	The sync operation failed to verify the database type.
Severity	Warning
Notification	Trace Log
Alarm	No
Trap	No
Server	Mediation
Group	Sync

Recovery

If the problem persists, contact [My Oracle Support \(MOS\)](#).

15139 – Sync Resolve Success

Message	Sync: Resolve conflict success
Description	The sync operation has successfully resolved a conflict.
Severity	Info
Notification	Trace Log
Alarm	No

Trap	No
Server	Mediation
Group	Sync
Recovery	
No action required.	

15140 - Sync Resolve Fail

Message	Sync: Failed to resolve conflict: <i>type</i>
Description	The sync operation failed to resolve a conflict.
Severity	Warning
Notification	Trace Log
Alarm	No
Trap	No
Server	Mediation
Group	Sync
Recovery	
If the problem persists, contact My Oracle Support (MOS) .	

15141 – Sync Create DATS Success

Message	Sync: Create sync {0} -data files success
Description	
Severity	Info
Notification	Trace Log
Alarm	No
Trap	No
Server	Mediation
Group	Sync
Recovery	
No action required.	

15142 - Sync Create DATS Fail

Message	Sync: Failed to create {0}-data files: {1}
Description	

Severity	Warning
Notification	Trace Log
Alarm	No
Trap	No
Server	Mediation
Group	Sync
Recovery	

If the problem persists, contact [My Oracle Support \(MOS\)](#).

15143 - Do Sync Fail

Message	Sync: Failed to do sync, {type}:{file}
Description	<p>The sync failed. All errors that occur during the synchronization procedure will be reported in the trace log. Examples:</p> <ol style="list-style-type: none"> 1. failover: already waited <i>time</i> ms, but server is still not ready. 2. receiving: reports can't fully received during <i>time</i> seconds. 3. timeout: task can't be completed during <i>time</i> s. 4. failover: failed to do sync after failover, can't write data to <i>request file</i>. 5. failover: can't upload data: <i>reason</i>.
Severity	Warning
Notification	Trace Log
Alarm	No
Trap	No
Server	Mediation
Group	Sync
Recovery	

If the problem persists, contact [My Oracle Support \(MOS\)](#).

15144 - Sync Create Sync Response

Message	Sync: Created sync response: {0}
Description	
Severity	Warning
Notification	Trace Log
Alarm	No
Trap	No
Server	Mediation

Group Sync

Recovery

If the problem persists, contact [My Oracle Support \(MOS\)](#).

15145 – Sync Handle Response Exception

Message Sync: Exception occurred while process sync response: {0}

Description

Severity Error

Notification Trace Log

Alarm No

Trap No

Server Mediation

Group Provision

Recovery

If the problem persists, contact [My Oracle Support \(MOS\)](#).

15146 - Sync Disk Quota Exceed

Message Sync: Backup folder disk quota exceeds. Disk quota: {0}, total usage: {1}.

Description

Severity Error

Notification Trace Log

Alarm No

Trap No

Server Mediation

Group Sync

Recovery

If the problem persists, contact [My Oracle Support \(MOS\)](#).

15147 – Sync Disk No Space

Message Sync: No space left on device: {0} "REMAINING"

Description

Severity Error

Notification	Trace Log
Alarm	No
Trap	No
Server	Mediation
Group	Sync

Recovery

If the problem persists, contact [My Oracle Support \(MOS\)](#).

15148 – Sync Disk No Space Clear

Message	Sync: Disk space cleaned on device: {0}, cleaned {1} files, released {2} disk spaces.
Description	
Severity	Info
Notification	Trace Log
Alarm	No
Trap	No
Server	Mediation
Group	Provision

Recovery

No action required.

15149 – MRA Sig Device Filter Changed

Message	MRA Sig device filter changed from {prev value} to {new value}
Description	
Severity	Warning
Notification	Trace Log
Alarm	No
Trap	No
Server	MRA
Group	

Recovery

No action required.

15150 – DRA: Rejecting non-authorized

Message	
Description	DRA: Rejecting non-authorized {0}, no associate {1} found.
Severity	Warning
Notification	Trace Log
Alarm	No
Trap	No
Server	
Group	
Recovery	
	No action required.

15151 – Accept Authorized Connection

Message	DRA: Accepted authorized {0}.
Description	
Severity	Info
Notification	Trace Log
Alarm	No
Trap	No
Server	
Group	
Recovery	
	No action required.

15152 – Rerouting Message

Message	Diameter: Rerouted {0} to {1} ({2} attempts)
Description	
Severity	Warning
Notification	Trace Log
Alarm	No
Trap	No
Server	

Group**Recovery**

No action required.

15153 – MPE Sig Device Filter Changed

Message	MPE Sig device filter changed from <i>{prev value}</i> to <i>{new value}</i>
Description	
Severity	Warning
Notification	Trace Log
Alarm	No
Trap	No
Server	MPE
Group	
Recovery	
	No action required.

15160 – Batch Operation Error

Message	Batch: Exception has occurred in batch operation: <i>{0}</i> .
Description	
Severity	Warning
Notification	Trace Log
Alarm	No
Trap	No
Server	Mediation
Group	Provision
Recovery	
	No action required.

15161 – Batch Request Validation

Message	Batch: validation result of batch request, data file name: <i>{0}</i> , operation time: <i>{1}</i> , result: <i>{2}</i> .
Description	
Severity	Info

Notification	Trace Log
Alarm	No
Trap	No
Server	Mediation
Group	Provision
Recovery	
No action required.	

15162 – Batch Handle Result

Message	Batch: Finished handling task: {0}, totally processed: {1} lines, successfully processed {2} lines, time consumed: {3}, ACK file: {4}.
Description	
Severity	Info
Notification	Trace Log
Alarm	No
Trap	No
Server	Mediation
Group	Provision
Recovery	
No action required.	

15163 – Batch Disk Quota Exceed

Message	Batch: Batch folder disk quota exceeds. Disk quota: {0}, total usage: {1}.
Description	
Severity	Warning
Notification	Trace Log
Alarm	No
Trap	No
Server	Mediation
Group	Provision
Recovery	
No action required.	

15164 – Batch Disk No Space

Message	Batch: No space left on device: {0}. "REMAINING"
Description	
Severity	Error
Notification	Trace Log
Alarm	No
Trap	No
Server	Mediation
Group	Provision
Recovery	
	No action required.

15165 – Batch Clean Up

Message	Batch: Clean up batch "DIRECTORY" {0}, cleaned {1} files, released {2} disk spaces.
Description	
Severity	Info
Notification	Trace Log
Alarm	No
Trap	No
Server	Mediation
Group	Provision
Recovery	
	No action required.

15166 – Scheduled Task RAR Sent

Message	Scheduled: RAR sent for user {0}, for task {1}
Description	
Severity	Debug
Notification	Trace Log
Alarm	No
Trap	No
Server	Mediation

Group	Provision
Recovery	
No action required.	

15167 – Rebuild Diameter Peers

Message	Diameter: Rebuild node(<i>{0}</i>) peers\n{1}\n=>\n{2}
Description	
Severity	Warning
Notification	Trace Log
Alarm	No
Trap	No
Server	Mediation
Group	Provision
Recovery	
No action required.	

15200 – PM Gen Stats Sync Task Start

Message	Starting <i>{0}</i> Task.
Description	
Severity	Info
Notification	Trace Log
Alarm	No
Trap	No
Server	Mediation
Group	Sync
Recovery	
If the problem persists, contact My Oracle Support (MOS) .	

15201 – PM Gen Stats Sync Task Success

Message	<i>{0}</i> Task completed successfully.
Description	
Severity	Info
Notification	Trace Log

Alarm	No
Trap	No
Server	Mediation
Group	Sync
Recovery	

If the problem persists, contact [My Oracle Support \(MOS\)](#).

15202 – PM Gen Stats Sync Task Fail

Message	{0} Task failed.\n{1}
Description	
Severity	Error
Notification	Trace Log
Alarm	No
Trap	No
Server	Mediation
Group	Sync
Recovery	

If the problem persists, contact [My Oracle Support \(MOS\)](#).

15203 – PM Gen Stats Sync Task End

Message	Finishing {0} Task.
Description	
Severity	Info
Notification	Trace Log
Alarm	No
Trap	No
Server	Mediation
Group	Sync
Recovery	

If the problem persists, contact [My Oracle Support \(MOS\)](#).

15204 – PM Stats Sync Task Start

Message	Starting {0} Task.
---------	--------------------

Description	
Severity	Info
Notification	Trace Log
Alarm	No
Trap	No
Server	Mediation
Group	Sync
Recovery	

If the problem persists, contact [My Oracle Support \(MOS\)](#).

15205 – PM Stats Sync Task Success

Message	{0} Task completed successfully.
Description	
Severity	Info
Notification	Trace Log
Alarm	No
Trap	No
Server	Mediation
Group	Sync
Recovery	

If the problem persists, contact [My Oracle Support \(MOS\)](#).

15206 – PM Stats Sync Task Fail

Message	{0} Task failed.\n{1}
Description	
Severity	Error
Notification	Trace Log
Alarm	No
Trap	No
Server	Mediation
Group	Sync
Recovery	

If the problem persists, contact [My Oracle Support \(MOS\)](#).

15207 – PM Stats Sync Task End

Message	Finishing {0} Task.
Description	
Severity	Info
Notification	Trace Log
Alarm	No
Trap	No
Server	Mediation
Group	Sync
Recovery	

If the problem persists, contact [My Oracle Support \(MOS\)](#).

15208 – PM Stats Sync Task Repository Success

Message	{2} Task was successful for sync local repository to remote server({1}) after retry {0} times
Description	
Severity	Warning
Notification	Trace Log
Alarm	No
Trap	No
Server	Mediation
Group	Sync
Recovery	

If the problem persists, contact [My Oracle Support \(MOS\)](#).

15209 – PM Stats Sync Task Repository Fail

Message	{2} Task still failed for sync local repository to remote server({1}) after retry {0} times
Description	
Severity	Error
Notification	Trace Log
Alarm	No
Trap	No

Server	Mediation
Group	Sync

Recovery

If the problem persists, contact [My Oracle Support \(MOS\)](#).

15300 – DIAM Invalid AppDetecInfo Warning

Message	Diameter:{0} AVP in {1} is missing in Application-Detection-Information AVP. {2}
Description	The Application Detection Information AVP is missing.
Severity	Warning
Notification	Trace Log
Alarm	No
Trap	No
Server	MPE
Group	Diameter

Recovery:

No action.

15301 – SMS Stats Sync Task Start

Message	Starting {0} Task.
Description	Starting SMS Notification Statistics Uploading Task.
Severity	Info
Notification	Trace Log
Alarm	No
Trap	No
Server	MPE
Group	Diameter

Recovery:

No action.

15302 – SMS Stats Sync Task Success

Message	{0}/Task completed successfully.
Description	SMS Notification Statistics Uploading Task completed successfully.

Severity	Info
Notification	Trace Log
Alarm	No
Trap	No
Server	MPE
Group	Diameter
Recovery:	
	No action.

15303 – SMS Stats Sync Task Fail

Message	{0} Task failed.\n{1}
Description	SMS Notification Statistics Uploading Task Failure(s): <ol style="list-style-type: none"> 1. Error in network I/O 2. Error in file I/O 3. Timeout in data send/receive 4. Invalid user name and password. 5. Unknown error. Actual FTP exit code is {}
Severity	Error
Notification	Trace Log
Alarm	No
Trap	No
Server	MPE
Group	Diameter
Recovery:	
	No action.

15304 – SMS Status Sync Task End

Message	Finishing {0} Task.
Description	Finishing SMS Notification Statistics Uploading Task.
Severity	Info
Notification	Trace Log
Alarm	No
Trap	No
Server	MPE
Group	Diameter

Recovery:

No action.

15305 – SMS Stats Sync Task Repository Success

Message	{2}Task was successful for sync local repository to remote server {1} after retry {0} times.
Description	SMS Notification Statistics Uploading Task was successful by sync local repository to remote server after 2 retries.
Severity	Warning
Notification	Trace Log
Alarm	No
Trap	No
Server	MPE
Group	Diameter

Recovery:

No action.

15306 – SMS Stats Sync Task Repository Fail

Message	{2} Task still failed for sync local repository to remote server {1} after retry {0} times.
Description	SMS Notification Statistics Uploading Task failed for sync local repository to remote server after 3 retries.
Severity	Error
Notification	Trace Log
Alarm	No
Trap	No
Server	MPE
Group	Diameter

Recovery:

No action.

17100 – MDF Soap Result Error

Message	MDF: SOAP request {0} error result: {1}.
Description	
Severity	Warning

Notification	Trace Log
Alarm	No
Trap	No
Server	Mediation
Group	Sync
Recovery	
No action required.	

17102 – MDF Soap Parameter Error

Message	MDF: SOAP request parameter error: {0}.
Description	
Severity	Warning
Notification	Trace Log
Alarm	No
Trap	No
Server	Mediation
Group	Sync
Recovery	
No action required.	

17103 – MDF No QP Name Error

Message	MDF: Add.{0}({1}): cannot get quota profile name.
Description	
Severity	Warning
Notification	Trace Log
Alarm	No
Trap	No
Server	Mediation
Group	Sync
Recovery	
No action required.	

17104 – MDF Soap Illegal OPMD Change

Message	MDF: SOAP request illegal opmd change: {0} -> {1}
Description	
Severity	Warning
Notification	Trace Log
Alarm	No
Trap	No
Server	Mediation
Group	Sync
Recovery	
No action required.	

17105 – MDF Soap Client Result Error

Message	MDF: SOAP client request({0}) error result: {1}.
Description	
Severity	Warning
Notification	Trace Log
Alarm	No
Trap	No
Server	Mediation
Group	Sync
Recovery	
No action required.	

17106 – MDF Cannot Parse SDM Response

Message	MDF: SDM client cannot parse SDM response {0}: {1}
Description	
Severity	Warning
Notification	Trace Log
Alarm	No
Trap	No
Server	Mediation
Group	Sync

Recovery

No action required.

17107 – MDF IMSI Not In Range**Message**

MDF: Cannot {0} - not in SPR IMSI range

Description**Severity**

Warning

Notification

Trace Log

Alarm

No

Trap

No

Server

Mediation

Group

Sync

Recovery

No action required.

17108 – MDF Soap Client Request**Message**

MDF: Sent request to MGW: {0}

Description**Severity**

Info

Notification

Trace Log

Alarm

No

Trap

No

Server

Mediation

Group

Sync

Recovery

No action required.

17109 – MDF Soap Client Response**Message**

MDF: Received response from MGW: {0}

Description**Severity**

Info

Notification

Trace Log

Alarm

No

Trap	No
Server	Mediation
Group	Sync
Recovery	
No action required.	

17110 – MDF SPR Message

Message	MDF: {0} - SPR messages: {1}
Description	
Severity	Info
Notification	Trace Log
Alarm	No
Trap	No
Server	Mediation
Group	Sync
Recovery	
No action required.	

17111 – MDF Get Subscriber

Message	MDF: {0} - Query result: {1}
Description	
Severity	Info
Notification	Trace Log
Alarm	No
Trap	No
Server	Mediation
Group	Sync
Recovery	
No action required.	

17112 – MDF Illegal NotifySubscriber

Message	MDF: Illegal {0}: {1}
Description	

Severity	Warning
Notification	Trace Log
Alarm	No
Trap	No
Server	Mediation
Group	Sync
Recovery	
No action required.	

17113 – MDF Soap Request

Message	MDF: SOAP request message: {0}
Description	
Severity	Info
Notification	Trace Log
Alarm	No
Trap	No
Server	Mediation
Group	Sync
Recovery	
No action required.	

17114 – MDF Soap Response

Message	MDF: SOAP response message: {0}
Description	
Severity	Info
Notification	Trace Log
Alarm	No
Trap	No
Server	Mediation
Group	Sync
Recovery	
No action required.	

17115 – MDF Out SPR Message

Message	MDF: {0} - SPR messages: => {1}
Description	
Severity	Info
Notification	Trace Log
Alarm	No
Trap	No
Server	Mediation
Group	Sync
Recovery	
No action required.	

17116 – MDF IMSI Not In SPR

Message	MDF: IMSI({0}) not in SPR IMSI range
Description	
Severity	Info
Notification	Trace Log
Alarm	No
Trap	No
Server	Mediation
Group	Sync
Recovery	
No action required.	

17118 – MDF IMSI In SPR

Message	MDF: IMSI({0}) in SPR IMSI range: {1}
Description	
Severity	Info
Notification	Trace Log
Alarm	No
Trap	No
Server	Mediation
Group	Sync

Recovery

No action required.

17119 – MDF IMSI In S-SPR

Message	MDF: IMSI({0}) in S-SPR IMSI range: {1}
Description	
Severity	Info
Notification	Trace Log
Alarm	No
Trap	No
Server	Mediation
Group	Sync
Recovery	
	No action required.

17120 – MDF DYQ Was Expired

Message	MDF: Discard expired dynamic quota: {0}
Description	
Severity	Warning
Notification	Trace Log
Alarm	No
Trap	No
Server	Mediation
Group	Sync
Recovery	
	No action required.

17121 – MDF Quota Was Expired

Message	MDF: Discard initial quota usage because it based-dynamic-quota was expired: {0}
Description	
Severity	Warning
Notification	Trace Log
Alarm	No

Trap	No
Server	Mediation
Group	Sync
Recovery	
No action required.	

17122 – MDF Failed to deduct usage

Message	MDF: Failed to deduct usage({0}) for {1}: {2}
Description	
Severity	Warning
Notification	Trace Log
Alarm	No
Trap	No
Server	Mediation
Group	QuotaRequest
Recovery	
No action required.	

17123 – MDF Deductible Quotas

Message	MDF: Deductible quotas: {0}
Description	
Severity	Info
Notification	Trace Log
Alarm	No
Trap	No
Server	Mediation
Group	QuotaRequest
Recovery	
No action required.	

17124 – MDF Reset For Deduct

Message	MDF: Next reset time arrived, reset quota({0} -> {1}, {2} -> {3}) from {4}. {5}({6})
---------	--

Description	
Severity	Info
Notification	Trace Log
Alarm	No
Trap	No
Server	Mediation
Group	QuotaRequest
Recovery	
No action required.	

17125 – MDF Do Deduct Usage

Message	MDF: Deduct quota usage({0} -> {1}) from {2}.{3}({4})
Description	
Severity	Info
Notification	Trace Log
Alarm	No
Trap	No
Server	Mediation
Group	QuotaRequest
Recovery	
No action required.	

17301 – Clearance Started

Message	Clearance: MPE session clearance will start. Active sessions are {0}.
Description	
Severity	Always
Notification	Trace Log
Alarm	No
Trap	No
Server	MPE
Group	Diameter
Recovery	
No action required.	

17302 – Clearance Duplicating

Message	Clearance: MPE session clearance has been started.
Description	The MPE session clearance is started.
Severity	Warning
Notification	Trace Log
Alarm	No
Trap	No
Server	MPE
Group	Diameter
Recovery	
	No action required.

17303 – Clearance Abort

Message	Clearance: MPE session clearance transaction is aborted.
Description	The MPE session clearance transaction was aborted.
Severity	Warning
Notification	Trace Log
Alarm	No
Trap	No
Server	MPE
Group	Diameter
Recovery	
	No action required.

17304 – Clearance Session Terminate

Message	Clearance: Session {0} will be terminated.
Description	
Severity	Debug
Notification	Trace Log
Alarm	No
Trap	No
Server	MPE
Group	Diameter

Recovery

No action required.

17305 – Clearance Finished**Message**

Clearance: Task finished, terminate {0} sessions: success {1} and failed {2}.

Description**Severity**

Info

Notification

Trace Log

Alarm

No

Trap

No

Server

MPE

Group

Diameter

Recovery

No action required.

17306 – KT Reject Invalid Sub**Message**

Diameter: Rejecting invalid KT sub-subscriber on session: {0}

Description**Severity**

Warning

Notification

Trace Log

Alarm

No

Trap

No

Server

MPE

Group

Diameter

Recovery

No action required.

17307 – PUA Failure of Reset**Message**

SH: Received PUA failure related to quota reset for subscriber: {0}

Description**Severity**

Warning

Policy Management Troubleshooting Reference

Trace Log Notifications

Notification	Trace Log
Alarm	No
Trap	No
Server	MPE
Group	Diameter
Recovery	
No action required.	

Chapter 4

Alarms and Events

Topics:

- [Alarms formatting information.....360](#)
- [Alarm and Event Severity Levels.....362](#)
- [Platform \(31000-32800\).....362](#)
- [QBus Platform \(70000-70999\).....437](#)
- [Policy Server Alarms \(71000-79999\).....456](#)
- [Policy Server Events \(80000-89999\).....483](#)

This chapter provides general alarm and event information, and lists the types of alarms and events that can occur on the system. Alarms and events are recorded in a database log table.

Note: Alarms for all modes are represented in this list (cable, wireline, and wireless).

Note: If you encounter an alarm not in this document, contact [My Oracle Support \(MOS\)](#).

Alarms formatting information

This section of the document provides information to help you understand why an alarm occurred and to provide a recovery procedure to help correct the condition that caused the alarm.

The information provided about each alarm includes:

Alarm Group	The type of alarm that has occurred. For a list of Event types see Alarm and event types .
Description	The reason or cause for the alarm.
Severity	The severity of the alarm. This severity may vary, depending on user-defined and specific application settings.
Instance	
HA Score	The HA impact of the alarm: Normal, Failed, or Degraded.
Auto Clear Seconds	The number of seconds required for the alarm to automatically clear (if applicable).
OID	The alarm identifier that appears in SNMP traps.
Alarm ID	The alarm identifier that is used internally (if applicable).
Recovery	Lists any necessary steps for correcting or preventing the alarm.

Alarm and event types

This table describes the possible alarm/event types that can be displayed.

Note: Not all applications use all of the alarm types listed.

Table 2: Alarm and Event Types

Type Name	Type
APPL	Application
CAF	Communication Agent (ComAgent)
CAPM	Computer-Aided Policy Making (Diameter Mediation)
CFG	Configuration
CHG	Charging
CNG	Congestion Control
COLL	Collection
DAS	Diameter Application Server (Message Copy)
DB	Database
DIAM	Diameter

Type Name	Type
DISK	Disk
DNS	Domain Name Service
DPS	Data Processor Server
ERA	Event Responder Application
FABR	Full Address Based Resolution
HA	High Availability
HTTP	Hypertext Transfer Protocol
IDIH	Integrated DIH
IF	Interface
IP	Internet Protocol
IPFE	IP Front End
LOADGEN	Load Generator
LOG	Logging
MEAS	Measurements
MEM	Memory
NAT	Network Address Translation
NP	Number Portability
OAM	Operations, Administration & Maintenance
PCRF	Policy Charging Rules Function
PDRA	Policy Diameter Routing Agent
PLAT	Platform
PROC	Process
PROV	Provisioning
pSBR	Policy SBR
QP	QBus
RBAR	Range-Based Address Resolution
REPL	Replication
SCTP	Stream Control Transmission Protocol
SDS	Subscriber Database Server
SIGC	Signaling Compression
SIP	Session Initiation Protocol Interface

Type Name	Type
SL	Selective Logging
SS7	Signaling System 7
SSR	SIP Signaling Router
STK	EXG Stack
SW	Software (generic event type)
TCP	Transmission Control Protocol

Alarm and Event Severity Levels

Alarms can be one of three severity levels:

1. Critical
2. Major
3. Minor

Events note the occurrence of an expected condition and are logged in the Trace Log. Events have these severity levels:

1. Emergency
2. Alert
3. Critical
4. Error
5. Warning
6. Notice
7. Info
8. Debug

Platform (31000-32800)

This section provides information and recovery procedures for the Platform alarms, ranging from 31000-32700.

31000 - S/W fault

Alarm Group:	SW
Description:	Program impaired by s/w fault
Severity:	Minor
Instance:	May include AlarmLocation, AlarmId, AlarmState, AlarmSeverity, and bindVarNamesValueStr

HA Score: Normal
Auto Clear Seconds: 300
OID: comcolSwFaultNotify

Recovery:

1. Export event history for the given server and the given process.
2. Contact [My Oracle Support \(MOS\)](#).

31001 - S/W status

Alarm Group: SW
Description: Program status
Severity: Info
Instance: May include AlarmLocation, AlarmId, AlarmState, AlarmSeverity, and bindVarNamesValueStr
HA Score: Normal
Auto Clear Seconds: 300
OID: comcolSwStatusNotify

Recovery:

No action required.

31002 - Process watchdog failure

Alarm Group: SW
Description: Process watchdog timed out
Severity: Minor
Instance: May include AlarmLocation, AlarmId, AlarmState, AlarmSeverity, and bindVarNamesValueStr
HA Score: Normal
Auto Clear Seconds: 0 (zero)
OID: comcolProcWatchdogFailureNotify

Recovery:

1. Export event history for the given server and the given process.
2. Contact [My Oracle Support \(MOS\)](#).

31003 - Tab thread watchdog failure

Alarm Group: SW
Description: Tab thread watchdog timed out

Severity:	Minor
Instance:	May include AlarmLocation, AlarmId, AlarmState, AlarmSeverity, and bindVarNamesValueStr
HA Score:	Normal
Auto Clear Seconds:	300
OID:	comcolThreadWatchdogFailureNotify
Recovery:	
1.	Export event history for the given server and the given process.
2.	Contact My Oracle Support (MOS) .

31100 - Database replication fault

Alarm Group:	SW
Description:	The Database replication process is impaired by a s/w fault
Severity:	Minor
Instance:	May include AlarmLocation, AlarmId, AlarmState, AlarmSeverity, and bindVarNamesValueStr
HA Score:	Normal
Auto Clear Seconds:	300
OID:	comcolDbReplicationFaultNotify
Recovery:	
1.	Export event history for the given server and inetsync task.
2.	Contact My Oracle Support (MOS) .

31101 - Database replication to slave failure

Alarm Group:	REPL
Description:	Database replication to a slave Database has failed
Severity:	Critical
Instance:	May include AlarmLocation, AlarmId, AlarmState, AlarmSeverity, and bindVarNamesValueStr
HA Score:	Normal
Auto Clear Seconds:	300
OID:	comcolDbRepToSlaveFailureNotify
Recovery:	
1.	Check network connectivity between the affected servers.
2.	If there are no issues with network connectivity, contact My Oracle Support (MOS) .

31102 - Database replication from master failure

Alarm Group:	REPL
Description:	Database replication from a master Database has failed
Severity:	Minor
Instance:	May include AlarmLocation, AlarmId, AlarmState, AlarmSeverity, and bindVarNamesValueStr
HA Score:	Normal
Auto Clear Seconds:	300
OID:	comcolDbRepFromMasterFailureNotify

Recovery:

1. Check network connectivity between the affected servers.
2. If there are no issues with network connectivity, contact [My Oracle Support \(MOS\)](#).

31103 - DB Replication update fault

Alarm Group:	REPL
Description:	Database replication process cannot apply update to DB
Severity:	Minor
Instance:	May include AlarmLocation, AlarmId, AlarmState, AlarmSeverity, and bindVarNamesValueStr
HA Score:	Normal
Auto Clear Seconds:	300
OID:	comcolDbRepUpdateFaultNotify

Recovery:

1. Export event history for the given server and inetsync task.
2. Contact [My Oracle Support \(MOS\)](#).

31104 - DB Replication latency over threshold

Alarm Group:	REPL
Description:	Database replication latency has exceeded thresholds
Severity:	Minor
Instance:	May include AlarmLocation, AlarmId, AlarmState, AlarmSeverity, and bindVarNamesValueStr
HA Score:	Normal
Auto Clear Seconds:	300

OID: comcolDbRepLatencyNotify

Recovery:

1. If this alarm is raised occasionally for short time periods (a couple of minutes or less), it may indicate network congestion or spikes of traffic pushing servers beyond their capacity. Consider re-engineering network capacity or subscriber provisioning.
2. If this alarm does not clear after a couple of minutes, contact [My Oracle Support \(MOS\)](#).

31105 - Database merge fault

Alarm Group: SW

Description: The database merge process (inetmerge) is impaired by a s/w fault

Severity: Minor

Instance: May include AlarmLocation, AlarmId, AlarmState, AlarmSeverity, and bindVarNamesValueStr

HA Score: Normal

Auto Clear Seconds: 300

OID: comcolDbMergeFaultNotify

Recovery:

1. Export event history for the given server and inetmerge task.
2. Contact [My Oracle Support \(MOS\)](#).

31106 - Database merge to parent failure

Alarm Group: COLL

Description: Database merging to the parent Merge Node has failed

Severity: Minor

Instance: May include AlarmLocation, AlarmId, AlarmState, AlarmSeverity, and bindVarNamesValueStr

HA Score: Normal

Auto Clear Seconds: 0 (zero)

OID: comcolDbMergeToParentFailureNotify

Recovery:

1. Check network connectivity between the affected servers.
2. If there are no issues with network connectivity, contact [My Oracle Support \(MOS\)](#).

31107 - Database merge from child failure

Alarm Group: COLL

Description:	Database merging from a child Source Node has failed
Severity:	Minor
Instance:	May include AlarmLocation, AlarmId, AlarmState, AlarmSeverity, and bindVarNamesValueStr
HA Score:	Normal
Auto Clear Seconds:	300
OID:	comcolDbMergeFromChildFailureNotify

Recovery:

1. Check network connectivity between the affected servers.
2. If there are no issues with network connectivity, contact [My Oracle Support \(MOS\)](#).

31108 - Database merge latency over threshold

Alarm Group:	COLL
Description:	Database Merge latency has exceeded thresholds
Severity:	Minor
Instance:	May include AlarmLocation, AlarmId, AlarmState, AlarmSeverity, and bindVarNamesValueStr
HA Score:	Normal
Auto Clear Seconds:	300
OID:	comcolDbMergeLatencyNotify

Recovery:

1. If this alarm is raised occasionally for short time periods (a couple of minutes or less), it may indicate network congestion or spikes of traffic pushing servers beyond their capacity. Consider re-engineering network capacity or subscriber provisioning.
2. If this alarm does not clear after a couple of minutes, contact [My Oracle Support \(MOS\)](#).

31109 - Topology config error

Alarm Group:	DB
Description:	Topology is configured incorrectly
Severity:	Minor
Instance:	May include AlarmLocation, AlarmId, AlarmState, AlarmSeverity, and bindVarNamesValueStr
HA Score:	Normal
Auto Clear Seconds:	300
OID:	comcolTopErrorNotify

Recovery:

1. This alarm may occur during initial installation and configuration of a server. No action is necessary at that time.
2. If this alarm occurs after successful initial installation and configuration of a server, contact [My Oracle Support \(MOS\)](#).

31110 - Database audit fault

Alarm Group:	SW
Description:	The Database service process (idbsvc) is impaired by a s/w fault
Severity:	Minor
Instance:	May include AlarmLocation, AlarmId, AlarmState, AlarmSeverity, and bindVarNamesValueStr
HA Score:	Normal
Auto Clear Seconds:	300
OID:	comcolDbAuditFaultNotify
Recovery:	
	<ol style="list-style-type: none">1. Export event history for the given server and idbsvc task.2. Contact My Oracle Support (MOS).

31111 - Database merge audit in progress

Alarm Group:	COLL
Description:	Database Merge Audit between mate nodes in progress
Severity:	Minor
Instance:	May include AlarmLocation, AlarmId, AlarmState, AlarmSeverity, and bindVarNamesValueStr
HA Score:	Normal
Auto Clear Seconds:	300
OID:	comcolDbMergeAuditNotify
Recovery:	
	No action required.

31112 - DB replication update log transfer timed out

Alarm Group:	REPL
Description:	DB Replicated data may not have transferred in the time allotted.
Severity:	Minor

Instance:	May include AlarmLocation, AlarmId, AlarmState, AlarmSeverity, and bindVarNamesValueStr
HA Score:	Normal
Auto Clear Seconds:	30
OID:	comcolDbRepUpLogTransTimeoutNotify
Recovery:	No action required. Contact My Oracle Support (MOS) if this occurs frequently.

31113 - DB replication manually disabled

Alarm Group:	REPL
Description:	DB Replication Manually Disabled
Severity:	Minor
Instance:	May include AlarmLocation, AlarmId, AlarmState, AlarmSeverity, and bindVarNamesValueStr
HA Score:	Normal
Auto Clear Seconds:	0 (zero)
OID:	comcolDbReplicationManuallyDisabledNotify
Recovery:	No action required.

31114 - DB replication over SOAP has failed

Alarm Group:	REPL
Description:	Database replication of configuration data via SOAP has failed
Severity:	Minor
Instance:	May include AlarmLocation, AlarmId, AlarmState, AlarmSeverity, and bindVarNamesValueStr
HA Score:	Normal
Auto Clear Seconds:	3600
OID:	comcolDbReplicationSoapFaultNotify
Recovery:	<ol style="list-style-type: none"> 1. Check network connectivity between the affected servers. 2. If there are no issues with network connectivity, contact My Oracle Support (MOS).

31115 - Database service fault

Alarm Group:	SW
---------------------	----

Description:	The Database service process (idbsvc) is impaired by a s/w fault
Severity:	Minor
Instance:	May include AlarmLocation, AlarmId, AlarmState, AlarmSeverity, and bindVarNamesValueStr
HA Score:	Normal
Auto Clear Seconds:	300
OID:	comcolDbServiceFaultNotify
Recovery:	
	1. Export event history for the given server and idbsvc task.
	2. Contact My Oracle Support (MOS) .

31116 - Excessive shared memory

Alarm Group:	MEM
Description:	The amount of shared memory consumed exceeds configured thresholds
Severity:	Major
Instance:	May include AlarmLocation, AlarmId, AlarmState, AlarmSeverity, and bindVarNamesValueStr
HA Score:	Normal
Auto Clear Seconds:	300
OID:	comcolExcessiveSharedMemoryConsumptionNotify
Recovery:	
	Contact My Oracle Support (MOS) .

31117 - Low disk free

Alarm Group:	DISK
Description:	The amount of free disk is below configured thresholds
Severity:	Major
Instance:	May include AlarmLocation, AlarmId, AlarmState, AlarmSeverity, and bindVarNamesValueStr
HA Score:	Normal
Auto Clear Seconds:	300
OID:	comcolLowDiskFreeNotify
Recovery:	
	1. Remove unnecessary or temporary files from partitions.

2. If there are no files known to be unneeded, contact [My Oracle Support \(MOS\)](#).

31118 - Database disk store fault

Alarm Group:	DISK
Description:	Writing the database to disk failed
Severity:	Minor
Instance:	May include AlarmLocation, AlarmId, AlarmState, AlarmSeverity, and bindVarNamesValueStr
HA Score:	Normal
Auto Clear Seconds:	300
OID:	comcolDbDiskStoreFaultNotify

Recovery:

1. Remove unnecessary or temporary files from partitions.
2. If there are no files known to be unneeded, contact [My Oracle Support \(MOS\)](#).

31119 - Database updatelog overrun

Alarm Group:	DB
Description:	The Database update log was overrun increasing risk of data loss
Severity:	Minor
Instance:	May include AlarmLocation, AlarmId, AlarmState, AlarmSeverity, and bindVarNamesValueStr
HA Score:	Normal
Auto Clear Seconds:	300
OID:	comcolDbUpdateLogOverrunNotify

Recovery:

Contact [My Oracle Support \(MOS\)](#).

31120 - Database updatelog write fault

Alarm Group:	DB
Description:	A Database change cannot be stored in the updatelog
Severity:	Minor
Instance:	May include AlarmLocation, AlarmId, AlarmState, AlarmSeverity, and bindVarNamesValueStr
HA Score:	Normal

Auto Clear Seconds: 300
OID: comcolDbUpdateLogWriteFaultNotify
Recovery:
 Contact [My Oracle Support \(MOS\)](#).

31121 - Low disk free early warning

Alarm Group: DISK
Description: The amount of free disk is below configured early warning thresholds
Severity: Minor
Instance: May include AlarmLocation, AlarmId, AlarmState, AlarmSeverity, and bindVarNamesValueStr
HA Score: Normal
Auto Clear Seconds: 300
OID: comcolLowDiskFreeEarlyWarningNotify

Recovery:

1. Remove unnecessary or temporary files from partitions that are greater than 80% full.
2. If there are no files known to be unneeded, contact [My Oracle Support \(MOS\)](#).

31122 - Excessive shared memory early warning

Alarm Group: MEM
Description: The amount of shared memory consumed exceeds configured early warning thresholds
Severity: Minor
Instance: May include AlarmLocation, AlarmId, AlarmState, AlarmSeverity, and bindVarNamesValueStr
HA Score: Normal
Auto Clear Seconds: 300
OID: comcolExcessiveShMemConsumptionEarlyWarnNotify

Recovery:

Contact [My Oracle Support \(MOS\)](#).

31123 - Database replication audit command complete

Alarm Group: REPL

Description:	ADIC found one or more errors that are not automatically fixable.
Severity:	Info
Instance:	May include AlarmLocation, AlarmId, AlarmState, AlarmSeverity, and bindVarNamesValueStr
HA Score:	Normal
Auto Clear Seconds:	300
OID:	comcolDbRepAuditCmdCompleteNotify
Recovery:	No action required.

31124 - ADIC error

Alarm Group:	REPL
Description:	An ADIC detected errors
Severity:	Minor
Instance:	May include AlarmLocation, AlarmId, AlarmState, AlarmSeverity, and bindVarNamesValueStr
HA Score:	Normal
Auto Clear Seconds:	300
OID:	comcolDbRepAuditCmdErrNotify
Recovery:	Contact My Oracle Support (MOS) .

31125 - Database durability degraded

Alarm Group:	REPL
Description:	Database durability has dropped below configured durability level
Severity:	Major
Instance:	May include AlarmLocation, AlarmId, AlarmState, AlarmSeverity, and bindVarNamesValueStr
HA Score:	Normal
Auto Clear Seconds:	300
OID:	comcolDbDurabilityDegradedNotify
Recovery:	<ol style="list-style-type: none"> 1. Check configuration of all servers, and check for connectivity problems between server addresses. 2. If the problem persists, contact My Oracle Support (MOS).

31126 - Audit blocked

Alarm Group:	REPL
Description:	Site Audit Controls blocked an inter-site replication audit due to the number in progress per configuration.
Severity:	Major
Instance:	May include AlarmLocation, AlarmId, AlarmState, AlarmSeverity, and bindVarNamesValueStr
HA Score:	Normal
Auto Clear Seconds:	300
OID:	comcolAuditBlockedNotify
Recovery:	Contact My Oracle Support (MOS) .

31127 - DB Replication Audit Complete

Alarm Group:	REPL
Description:	DB replication audit completed
Severity:	Info
Instance:	May include AlarmLocation, AlarmId, AlarmState, AlarmSeverity, and bindVarNamesValueStr
HA Score:	Normal
Auto Clear Seconds:	300
OID:	comcolDbRepAuditCompleteNotify
Recovery:	No action required.

31128 - ADIC Found Error

Alarm Group:	REPL
Description:	ADIC found one or more errors that are not automatically fixable.
Severity:	Major
Instance:	May include AlarmLocation, AlarmId, AlarmState, AlarmSeverity, and bindVarNamesValueStr
HA Score:	Normal
Auto Clear Seconds:	300
OID:	comcolDbADICErrorNotify

Recovery:

Contact [My Oracle Support \(MOS\)](#).

31129 - ADIC Found Minor Issue

Alarm Group:	REPL
Description:	ADIC found one or more minor issues that can most likely be ignored
Severity:	Minor
Instance:	May include AlarmLocation, AlarmId, AlarmState, AlarmSeverity, and bindVarNamesValueStr
HA Score:	Normal
Auto Clear Seconds:	14400
OID:	comcolDbADICWarn

Recovery:

No action required.

31130 - Network health warning

Alarm Group:	NET
Description:	Network health issue detected
Severity:	Minor
Instance:	May include AlarmLocation, AlarmId, AlarmState, AlarmSeverity, and bindVarNamesValueStr
HA Score:	Normal
Auto Clear Seconds:	300
OID:	comcolNetworkHealthWarningNotify

Recovery:

1. Check configuration of all servers, and check for connectivity problems between server addresses.
2. If the problem persists, contact [My Oracle Support \(MOS\)](#).

31131 - DB Ousted Throttle Behind

Alarm Group:	DB
Description:	DB ousted throttle may be affecting processes.
Severity:	Minor
Instance:	May include AlarmLocation, AlarmId, AlarmState, AlarmSeverity, and bindVarNamesValueStr

HA Score: Normal
Auto Clear Seconds: 0 (zero)
OID: comcolOustedThrottleWarnNotify

Recovery:

1. Run 'procsh -o' to identify involved processes.
2. Contact [My Oracle Support \(MOS\)](#) if this alarm persists.

31140 - Database perl fault

Alarm Group: SW
Description: Perl interface to Database is impaired by a s/w fault
Severity: Minor
Instance: May include AlarmLocation, AlarmId, AlarmState, AlarmSeverity, and bindVarNamesValueStr
HA Score: Normal
Auto Clear Seconds: 300
OID: comcolDbPerlFaultNotify

Recovery:

Contact [My Oracle Support \(MOS\)](#).

31145 - Database SQL fault

Alarm Group: SW
Description: SQL interface to Database is impaired by a s/w fault
Severity: Minor
Instance: May include AlarmLocation, AlarmId, AlarmState, AlarmSeverity, and bindVarNamesValueStr
HA Score: Normal
Auto Clear Seconds: 300
OID: comcolDbSQLFaultNotify

Recovery:

1. Export event history for the given server, and Imysqld task.
2. Contact [My Oracle Support \(MOS\)](#).

31146 - DB mastership fault

Alarm Group: SW

Description:	DB replication is impaired due to no mastering process (inetrep/inetrep).
Severity:	Major
Instance:	May include AlarmLocation, AlarmId, AlarmState, AlarmSeverity, and bindVarNamesValueStr
HA Score:	Normal
Auto Clear Seconds:	300
OID:	comcolDbMastershipFaultNotify
Recovery:	
	1. Export event history for the given server.
	2. Contact My Oracle Support (MOS) .

31147 - DB upsynclog overrun

Alarm Group:	SW
Description:	UpSyncLog is not big enough for (WAN) replication.
Severity:	Minor
Instance:	May include AlarmLocation, AlarmId, AlarmState, AlarmSeverity, and bindVarNamesValueStr
HA Score:	Normal
Auto Clear Seconds:	300
OID:	comcolDbUpSyncLogOverrunNotify
Recovery:	
	Contact My Oracle Support (MOS) .

31148 - DB lock error detected

Alarm Group:	DB
Description:	The DB service process (idbsvc) has detected an IDB lock-related error caused by another process. The alarm likely indicates a DB lock-related programming error, or it could be a side effect of a process crash.
Severity:	Minor
Instance:	May include AlarmLocation, AlarmId, AlarmState, AlarmSeverity, and bindVarNamesValueStr
HA Score:	Normal
Auto Clear Seconds:	300
OID:	comcolDbLockErrorNotify

Recovery:

Contact [My Oracle Support \(MOS\)](#).

31200 - Process management fault

Alarm Group:	SW
Description:	The process manager (procmgr) is impaired by a s/w fault
Severity:	Minor
Instance:	May include AlarmLocation, AlarmId, AlarmState, AlarmSeverity, and bindVarNamesValueStr
HA Score:	Normal
Auto Clear Seconds:	300
OID:	comcolProcMgmtFaultNotify

Recovery:

1. Export event history for the given server, all processes.
2. Contact [My Oracle Support \(MOS\)](#).

31201 - Process not running

Alarm Group:	PROC
Description:	A managed process cannot be started or has unexpectedly terminated
Severity:	Major
Instance:	May include AlarmLocation, AlarmId, AlarmState, AlarmSeverity, and bindVarNamesValueStr
HA Score:	Normal
Auto Clear Seconds:	300
OID:	comcolProcNotRunningNotify

Recovery:

Contact [My Oracle Support \(MOS\)](#).

31202 - Unkillable zombie process

Alarm Group:	PROC
Description:	A zombie process exists that cannot be killed by procmgr. procmgr will no longer manage this process.
Severity:	Major
Instance:	May include AlarmLocation, AlarmId, AlarmState, AlarmSeverity, and bindVarNamesValueStr

HA Score: Normal
Auto Clear Seconds: 300
OID: comcolProcZombieProcessNotify

Recovery:

1. If the process does not exit, it may be necessary to reboot the server to eliminate the zombie process.
2. Contact [My Oracle Support \(MOS\)](#).

31206 - Process mgmt monitoring fault

Alarm Group: SW
Description: The process manager monitor (pm.watchdog) is impaired by a s/w fault
Severity: Minor
Instance: May include AlarmLocation, AlarmId, AlarmState, AlarmSeverity, and bindVarNamesValueStr
HA Score: Normal
Auto Clear Seconds: 300
OID: comcolProcMgmtMonFaultNotify

Recovery:

Contact [My Oracle Support \(MOS\)](#).

31207 - Process resource monitoring fault

Alarm Group: SW
Description: The process resource monitor (ProcWatch) is impaired by a s/w fault
Severity: Minor
Instance: May include AlarmLocation, AlarmId, AlarmState, AlarmSeverity, and bindVarNamesValueStr
HA Score: Normal
Auto Clear Seconds: 300
OID: comcolProcResourceMonFaultNotify

Recovery:

Contact [My Oracle Support \(MOS\)](#).

31208 - IP port server fault

Alarm Group: SW

Description:	The run environment port mapper (re.portmap) is impaired by a s/w fault
Severity:	Minor
Instance:	May include AlarmLocation, AlarmId, AlarmState, AlarmSeverity, and bindVarNamesValueStr
HA Score:	Normal
Auto Clear Seconds:	300
OID:	comcolPortServerFaultNotify
Recovery:	Contact My Oracle Support (MOS) .

31209 - Hostname lookup failed

Alarm Group:	SW
Description:	Unable to resolve a hostname specified in the NodeInfo table
Severity:	Minor
Instance:	May include AlarmLocation, AlarmId, AlarmState, AlarmSeverity, and bindVarNamesValueStr
HA Score:	Normal
Auto Clear Seconds:	300
OID:	comcolHostLookupFailedNotify
Recovery:	<ol style="list-style-type: none"> 1. This typically indicates a DNS Lookup failure. Verify all server hostnames are correct in the GUI configuration on the server generating the alarm. 2. If the problem persists, contact My Oracle Support (MOS).

31213 - Process scheduler fault

Alarm Group:	SW
Description:	The process scheduler (ProcSched/runat) is impaired by a s/w fault
Severity:	Minor
Instance:	May include AlarmLocation, AlarmId, AlarmState, AlarmSeverity, and bindVarNamesValueStr
HA Score:	Normal
Auto Clear Seconds:	300
OID:	comcolProcSchedulerFaultNotify
Recovery:	

Contact [My Oracle Support \(MOS\)](#).

31214 - Scheduled process fault

Alarm Group:	PROC
Description:	A scheduled process cannot be executed or abnormally terminated
Severity:	Minor
Instance:	May include AlarmLocation, AlarmId, AlarmState, AlarmSeverity, and bindVarNamesValueStr
HA Score:	Normal
Auto Clear Seconds:	300
OID:	comcolScheduleProcessFaultNotify

Recovery:

Contact [My Oracle Support \(MOS\)](#).

31215 - Process resources exceeded

Alarm Group:	SW
Description:	A process is consuming excessive system resources.
Severity:	Minor
Instance:	May include AlarmLocation, AlarmId, AlarmState, AlarmSeverity, and bindVarNamesValueStr
HA Score:	Normal
Auto Clear Seconds:	14400
OID:	comcolProcResourcesExceededFaultNotify

Recovery:

Contact [My Oracle Support \(MOS\)](#).

31216 - SysMetric configuration error

Alarm Group:	SW
Description:	A SysMetric Configuration table contains invalid data
Severity:	Minor
Instance:	May include AlarmLocation, AlarmId, AlarmState, AlarmSeverity, and bindVarNamesValueStr
HA Score:	Normal
Auto Clear Seconds:	300

OID: comcolSysMetricConfigErrorNotify

Recovery:

Contact [My Oracle Support \(MOS\)](#).

31220 - HA configuration monitor fault

Alarm Group: SW

Description: The HA configuration monitor is impaired by a s/w fault.

Severity: Minor

Instance: May include AlarmLocation, AlarmId, AlarmState, AlarmSeverity, and bindVarNamesValueStr

HA Score: Normal

Auto Clear Seconds: 300

OID: comcolHaCfgMonitorFaultNotify

Recovery:

Contact [My Oracle Support \(MOS\)](#).

31221 - HA alarm monitor fault

Alarm Group: SW

Description: The high availability alarm monitor is impaired by a s/w fault

Severity: Minor

Instance: May include AlarmLocation, AlarmId, AlarmState, AlarmSeverity, and bindVarNamesValueStr

HA Score: Normal

Auto Clear Seconds: 300

OID: comcolHaAlarmMonitorFaultNotify

Recovery:

Contact [My Oracle Support \(MOS\)](#).

31222 - HA not configured

Alarm Group: HA

Description: High availability is disabled due to system configuration

Severity: Minor

Instance: May include AlarmLocation, AlarmId, AlarmState, AlarmSeverity, and bindVarNamesValueStr

HA Score: Normal

Auto Clear Seconds: 300
OID: comcolHaNotConfiguredNotify
Recovery:
Contact [My Oracle Support \(MOS\)](#).

31223 - HA Heartbeat transmit failure

Alarm Group: HA
Description: The high availability monitor failed to send heartbeat.
Severity: Major
Instance: May include AlarmLocation, AlarmId, AlarmState, AlarmSeverity, and bindVarNamesValueStr
HA Score: Normal
Auto Clear Seconds: 300
OID: comcolHaHbTransmitFailureNotify
Recovery:

1. This alarm clears automatically when the server successfully registers for HA heartbeating.
2. If this alarm does not clear after a couple minutes, contact [My Oracle Support \(MOS\)](#).

31224 - HA configuration error

Alarm Group: HA
Description: High availability configuration error
Severity: Major
Instance: May include AlarmLocation, AlarmId, AlarmState, AlarmSeverity, and bindVarNamesValueStr
HA Score: Normal
Auto Clear Seconds: 300
OID: comcolHaCfgErrorNotify
Recovery:
Contact [My Oracle Support \(MOS\)](#).

31225 - HA service start failure

Alarm Group: HA
Description: The required high availability resource failed to start.
Severity: Major

Instance:	May include AlarmLocation, AlarmId, AlarmState, AlarmSeverity, and bindVarNamesValueStr
HA Score:	Normal
Auto Clear Seconds:	0
OID:	comcolHaSvcStartFailureNotify

Recovery:

1. This alarm clears automatically when the HA daemon is successfully started.
2. If this alarm does not clear after a couple minutes, contact [My Oracle Support \(MOS\)](#).

31226 - HA availability status degraded

Alarm Group:	HA
Description:	The high availability status is degraded due to raised alarms.
Severity:	Major
Instance:	May include AlarmLocation, AlarmId, AlarmState, AlarmSeverity, and bindVarNamesValueStr
HA Score:	Normal
Auto Clear Seconds:	0
OID:	comcolHaAvailDegradedNotify

Recovery:

1. View alarms dashboard for other active alarms on this server.
2. Follow corrective actions for each individual alarm on the server to clear them.
3. If the problem persists, contact [My Oracle Support \(MOS\)](#).

31227 - HA availability status failed

Alarm Group:	HA
Description:	The high availability status is failed due to raised alarms.
Severity:	Critical
Instance:	May include AlarmLocation, AlarmId, AlarmState, AlarmSeverity, and bindVarNamesValueStr
HA Score:	Normal
Auto Clear Seconds:	300
OID:	comcolHaAvailFailedNotify

Recovery:

1. View alarms dashboard for other active alarms on this server.
2. Follow corrective actions for each individual alarm on the server to clear them.
3. If the problem persists, contact [My Oracle Support \(MOS\)](#).

31228 - HA standby offline

Alarm Group:	HA
Description:	High availability standby server is offline.
Severity:	Critical
Instance:	May include AlarmLocation, AlarmId, AlarmState, AlarmSeverity, and bindVarNamesValueStr
HA Score:	Normal
Auto Clear Seconds:	0 (zero)
OID:	comcolHaStandbyOfflineNotify

Recovery:

1. If loss of communication between the active and standby servers is caused intentionally by maintenance activity, alarm can be ignored; it clears automatically when communication is restored between the two servers.
2. If communication fails at any other time, look for network connectivity issues and/or Contact [My Oracle Support \(MOS\)](#).

31229 - HA score changed

Alarm Group:	HA
Description:	High availability health score changed
Severity:	Info
Instance:	May include AlarmLocation, AlarmId, AlarmState, AlarmSeverity, and bindVarNamesValueStr
HA Score:	Normal
Auto Clear Seconds:	300
OID:	comcolHaScoreChangeNotify

Recovery:

Status message - no action required.

31230 - Recent alarm processing fault

Alarm Group:	SW
Description:	The recent alarm event manager (raclerk) is impaired by a s/w fault.
Severity:	Minor
Instance:	May include AlarmLocation, AlarmId, AlarmState, AlarmSeverity, and bindVarNamesValueStr
HA Score:	Normal

Auto Clear Seconds: 300
OID: comcolRecAlarmEvProcFaultNotify

Recovery:

1. Export event history for the given server and raclerk task.
2. Contact [My Oracle Support \(MOS\)](#).

31231 - Platform alarm agent fault

Alarm Group: SW
Description: The platform alarm agent impaired by a s/w fault
Severity: Minor
Instance: May include AlarmLocation, AlarmId, AlarmState, AlarmSeverity, and bindVarNamesValueStr
HA Score: Normal
Auto Clear Seconds: 300
OID: comcolPlatAlarmAgentNotify

Recovery:

Contact [My Oracle Support \(MOS\)](#).

31232 - Late heartbeat warning

Alarm Group: HA
Description: High availability server has not received a message on specified path within the configured interval.
Severity: Minor
Instance: May include AlarmLocation, AlarmId, AlarmState, AlarmSeverity, and bindVarNamesValueStr
HA Score: Normal
Auto Clear Seconds: 300
OID: comcolHaLateHeartbeatWarningNotify

Recovery:

No action required; this is a warning and can be due to transient conditions. If there continues to be no heartbeat from the server, Alarm [31228 - HA standby offline](#) occurs.

31233 - HA Path Down

Alarm Group: HA
Description: High availability path loss of connectivity

Severity:	Major
Instance:	May include AlarmLocation, AlarmId, AlarmState, AlarmSeverity, and bindVarNamesValueStr
HA Score:	Normal
Auto Clear Seconds:	300
OID:	comcolHaPathDownNotify

Recovery:

1. If loss of communication between the active and standby servers over the secondary path is caused intentionally by maintenance activity, alarm can be ignored; it clears automatically when communication is restored between the two servers.
2. If communication fails at any other time, look for network connectivity issues on the secondary network.
3. Contact [My Oracle Support \(MOS\)](#).

31234 - Untrusted Time Upon Initialization

Alarm Group:	REPL
Description:	Upon system initialization, the system time is not trusted probably because NTP is misconfigured or the NTP servers are unreachable. There are often accompanying Platform alarms to guide correction. Generally, applications are not started if time is not believed to be correct on start-up. Recovery will often will require rebooting the server.
Severity:	Critical
Instance:	May include AlarmLocation, AlarmId, AlarmState, AlarmSeverity, and bindVarNamesValueStr
HA Score:	Normal
Auto Clear Seconds:	0 (zero)
OID:	comcolUtrustedTimeOnInitNotify

Recovery:

1. Correct NTP configuration.
2. If the problem persists, contact [My Oracle Support \(MOS\)](#).

31235 - Untrusted Time After Initialization

Alarm Group:	REPL
Description:	After system initialization, the system time has become untrusted probably because NTP has reconfigured improperly, time has been manually changed, the NTP servers are unreachable, etc. There are often accompanying Platform alarms to guide correction. Generally, applications remain running, but time-stamped data is likely incorrect, reports may be negatively affected, some behavior may be improper, etc.

Severity:	Critical
Instance:	May include AlarmLocation, AlarmId, AlarmState, AlarmSeverity, and bindVarNamesValueStr
HA Score:	Normal
Auto Clear Seconds:	0 (zero)
OID:	comcolUtrustedTimePostInitNotify
Recovery:	
	1. Correct NTP configuration.
	2. If the problem persists, contact My Oracle Support (MOS) .

31236 - HA Link Down

Alarm Group:	HA
Description:	High availability TCP link is down.
Severity:	Critical
Instance:	Remote node being connected to plus the path identifier
HA Score:	Normal
Auto Clear Seconds:	300
OID:	comcolHaLinkDownNotify
Recovery:	
	1. If loss of communication between the active and standby servers over the specified path is caused intentionally by maintenance activity, alarm can be ignored; it clears automatically when communication is restored between the two servers.
	2. If communication fails at any other time, look for network connectivity issues on the primary network and/or contact My Oracle Support (MOS) .

31240 - Measurements collection fault

Alarm Group:	SW
Description:	The measurements collector (statclerk) is impaired by a s/w fault.
Severity:	Minor
Instance:	May include AlarmLocation, AlarmId, AlarmState, AlarmSeverity, and bindVarNamesValueStr
HA Score:	Normal
Auto Clear Seconds:	300
OID:	comcolMeasCollectorFaultNotify
Recovery:	

1. Export event history for the given server and statclerk task.
2. Contact [My Oracle Support \(MOS\)](#).

31250 - RE port mapping fault

Alarm Group:	SW
Description:	The IP service port mapper (re.portmap) is impaired by a s/w fault
Severity:	Minor
Instance:	May include AlarmLocation, AlarmId, AlarmState, AlarmSeverity, and bindVarNamesValueStr
HA Score:	Normal
Auto Clear Seconds:	300
OID:	comcolRePortMappingFaultNotify

Recovery:

This typically indicates a DNS Lookup failure. Verify all server hostnames are correct in the GUI configuration on the server generating the alarm.

31260 - SNMP Agent

Alarm Group:	SW
Description:	The SNMP agent (cmsnmpa) is impaired by a s/w fault.
Severity:	Minor
Instance:	May include AlarmLocation, AlarmId, AlarmState, AlarmSeverity, and bindVarNamesValueStr
HA Score:	Normal
Auto Clear Seconds:	300
OID:	eagleXgDsrDbcomcolSnmpAgentNotify

Recovery:

1. Export event history for the given server and all processes.
2. Contact [My Oracle Support \(MOS\)](#).

31270 - Logging output

Alarm Group:	SW
Description:	Logging output set to Above Normal
Severity:	Minor
Instance:	May include AlarmLocation, AlarmId, AlarmState, AlarmSeverity, and bindVarNamesValueStr

HA Score: Normal
Auto Clear Seconds: 300
OID: comcolLoggingOutputNotify

Recovery:

Extra diagnostic logs are being collected, potentially degrading system performance. Contact [My Oracle Support \(MOS\)](#).

31280 - HA Active to Standby transition

Alarm Group: HA
Description: HA active to standby activity transition
Severity: Info
Instance: May include AlarmLocation, AlarmId, AlarmState, AlarmSeverity, and bindVarNamesValueStr
HA Score: Normal
Auto Clear Seconds: 300
OID: comcolActiveToStandbyTransNotify

Recovery:

1. If this alarm occurs during routine maintenance activity, it may be ignored.
2. Otherwise, contact [My Oracle Support \(MOS\)](#).

31281 - HA Standby to Active transition

Alarm Group: HA
Description: HA standby to active activity transition
Severity: Info
Instance: May include AlarmLocation, AlarmId, AlarmState, AlarmSeverity, and bindVarNamesValueStr
HA Score: Normal
Auto Clear Seconds: 300
OID: comcolStandbyToActiveTransNotify

Recovery:

1. If this alarm occurs during routine maintenance activity, it may be ignored.
2. Otherwise, contact [My Oracle Support \(MOS\)](#).

31282 - HA Management Fault

Alarm Group: HA

Description:	The HA manager (cmha) is impaired by a software fault.
Severity:	Minor
Instance:	May include AlarmLocation, AlarmId, AlarmState, AlarmSeverity, and bindVarNamesValueStr
HA Score:	Normal
Auto Clear Seconds:	300
OID:	comcolHaMgmtFaultNotify

Recovery:

Export event history for the given server and cmha task, then Contact [My Oracle Support \(MOS\)](#).

31283 - Lost Communication with server

Alarm Group:	HA
Description:	Highly available server failed to receive mate heartbeats
Severity:	Major
Instance:	May include AlarmLocation, AlarmId, AlarmState, AlarmSeverity, and bindVarNamesValueStr
HA Score:	Normal
Auto Clear Seconds:	0 (zero)
OID:	comcolHaServerOfflineNotify

Recovery:

1. If loss of communication between the active and standby servers is caused intentionally by maintenance activity, alarm can be ignored; it clears automatically when communication is restored between the two servers.
2. If communication fails at any other time, look for network connectivity issues and/or Contact [My Oracle Support \(MOS\)](#).

31284 - HA Remote Subscriber Heartbeat Warning

Alarm Group:	HA
Description:	High availability remote subscriber has not received a heartbeat within the configured interval.
Severity:	Minor
Instance:	May include AlarmLocation, AlarmId, AlarmState, AlarmSeverity, and bindVarNamesValueStr
HA Score:	Normal
Auto Clear Seconds:	300
OID:	comcolHaRemoteHeartbeatWarningNotify

Recovery:

1. No action required. This is a warning and can be due to transient conditions. The remote subscriber will move to another server in the cluster.
2. If there continues to be no heartbeat from the server, contact [My Oracle Support \(MOS\)](#).

31285 - HA Node Join Recovery Entry

Alarm Group:	HA
Description:	High availability node join recovery entered
Severity:	Info
Instance:	Cluster set key of the DC outputting the event
HA Score:	Normal
Auto Clear Seconds:	300
OID:	comcolHaSbrEntryNotify

Recovery:

No action required; this is a status message generated when one or more unaccounted for nodes join the designated coordinators group.

31286 - HA Node Join Recovery Plan

Alarm Group:	HA
Description:	High availability node join recovery plan
Severity:	Info
Instance:	Names of HA Policies (as defined in HA policy configuration)
HA Score:	Normal
Auto Clear Seconds:	300
OID:	comcolHaSbrPlanNotify

Recovery:

No action required; this is a status message output when the designated coordinator generates a new action plan during node join recovery.

31287 - HA Node Join Recovery Complete

Alarm Group:	HA
Description:	High availability node join recovery complete
Severity:	Info
Instance:	Names of HA Policies (as defined in HA policy configuration)

HA Score:	Normal
Auto Clear Seconds:	300
OID:	comcolHaSbrCompleteNotify

Recovery:

No action required; this is a status message output when the designated coordinator finishes running an action plan during node join recovery.

31290 - HA Process Status

Alarm Group:	HA
Description:	HA manager (cmha) status
Severity:	Info
Instance:	May include AlarmLocation, AlarmId, AlarmState, AlarmSeverity, and bindVarNamesValueStr
HA Score:	Normal
Auto Clear Seconds:	300
OID:	comcolHaProcessStatusNotify

Recovery:

1. If this alarm occurs during routine maintenance activity, it may be ignored.
2. Otherwise, contact [My Oracle Support \(MOS\)](#).

31291 - HA Election Status

Alarm Group:	HA
Description:	HA DC Election status
Severity:	Info
Instance:	May include AlarmLocation, AlarmId, AlarmState, AlarmSeverity, and bindVarNamesValueStr
HA Score:	Normal
Auto Clear Seconds:	300
OID:	comcolHaElectionStatusNotify

Recovery:

1. If this alarm occurs during routine maintenance activity, it may be ignored.
2. Otherwise, contact [My Oracle Support \(MOS\)](#).

31292 - HA Policy Status

Alarm Group:	HA
---------------------	----

Description:	HA Policy plan status
Severity:	Info
Instance:	May include AlarmLocation, AlarmId, AlarmState, AlarmSeverity, and bindVarNamesValueStr
HA Score:	Normal
Auto Clear Seconds:	300
OID:	comcolHaPolicyStatusNotify
Recovery:	
1.	If this alarm occurs during routine maintenance activity, it may be ignored.
2.	Otherwise, contact My Oracle Support (MOS) .

31293 - HA Resource Link Status

Alarm Group:	HA
Description:	HA ResourceAgent Link status
Severity:	Info
Instance:	May include AlarmLocation, AlarmId, AlarmState, AlarmSeverity, and bindVarNamesValueStr
HA Score:	Normal
Auto Clear Seconds:	300
OID:	comcolHaRaLinkStatusNotify
Recovery:	
1.	If this alarm occurs during routine maintenance activity, it may be ignored.
2.	Otherwise, contact My Oracle Support (MOS) .

31294 - HA Resource Status

Alarm Group:	HA
Description:	HA Resource registration status
Severity:	Info
Instance:	May include AlarmLocation, AlarmId, AlarmState, AlarmSeverity, and bindVarNamesValueStr
HA Score:	Normal
Auto Clear Seconds:	300
OID:	comcolHaResourceStatusNotify
Recovery:	
1.	If this alarm occurs during routine maintenance activity, it may be ignored.

2. Otherwise, contact [My Oracle Support \(MOS\)](#).

31295 - HA Action Status

Alarm Group:	HA
Description:	HA Resource action status
Severity:	Info
Instance	N/A
HA Score:	Normal
Auto Clear Seconds:	300
OID:	comcolHaActionStatusNotify

Recovery:

1. If this alarm occurs during routine maintenance activity, it may be ignored.
2. Otherwise, contact [My Oracle Support \(MOS\)](#).

31296 - HA Monitor Status

Alarm Group:	HA
Description:	HA Monitor action status
Severity:	Info
Instance:	May include AlarmLocation, AlarmId, AlarmState, AlarmSeverity, and bindVarNamesValueStr
HA Score:	Normal
Auto Clear Seconds:	300
OID:	comcolHaMonitorStatusNotify

Recovery:

1. If this alarm occurs during routine maintenance activity, it may be ignored.
2. Otherwise, contact [My Oracle Support \(MOS\)](#).

31297 - HA Resource Agent Info

Alarm Group:	HA
Description:	HA Resource Agent Info
Severity:	Info
Instance:	May include AlarmLocation, AlarmId, AlarmState, AlarmSeverity, and bindVarNamesValueStr
HA Score:	Normal
Auto Clear Seconds:	300

OID: comcolHaRaInfoNotify

Recovery:

1. If this alarm occurs during routine maintenance activity, it may be ignored.
2. Otherwise, contact [My Oracle Support \(MOS\)](#).

31298 - HA Resource Agent Detail

Alarm Group: HA

Description: Resource Agent application detailed information

Severity: Info

Instance: May include AlarmLocation, AlarmId, AlarmState, AlarmSeverity, and bindVarNamesValueStr

HA Score: Normal

Auto Clear Seconds: 300

OID: comcolHaRaDetailNotify

Recovery:

1. If this alarm occurs during routine maintenance activity, it may be ignored.
2. Otherwise, contact [My Oracle Support \(MOS\)](#).

31299 - HA Notification Status

Alarm Group: HA

Description: HA Notification status

Severity: Info

Instance: May include AlarmLocation, AlarmId, AlarmState, AlarmSeverity, and bindVarNamesValueStr

HA Score: Normal

Auto Clear Seconds: 300

OID: comcolHaNotificationNotify

Recovery:

No action required.

31300 - HA Control Status

Alarm Group: HA

Description: HA Control action status

Severity: Info

Instance:	May include AlarmLocation, AlarmId, AlarmState, AlarmSeverity, and bindVarNamesValueStr
HA Score:	Normal
Auto Clear Seconds:	300
OID:	comcolHaControlNotify
Recovery:	No action required.

31301 - HA Topology Events

Alarm Group:	HA
Description:	HA Topology events
Severity:	Info
Instance:	May include AlarmLocation, AlarmId, AlarmState, AlarmSeverity, and bindVarNamesValueStr
HA Score:	Normal
Auto Clear Seconds:	0 (zero)
OID:	eagleXgDsrHaTopologyNotify
Recovery:	No action required.

32113 - Uncorrectable ECC memory error

Alarm Group:	PLAT
Description:	This alarm indicates that chipset has detected an uncorrectable (multiple-bit) memory error that the ECC (Error-Correcting Code) circuitry in the memory is unable to correct.
Severity:	Critical
Instance:	May include AlarmLocation, AlarmId, AlarmState, AlarmSeverity, and bindVarNamesValueStr
HA Score:	Normal
Auto Clear Seconds:	0 (zero)
OID:	tpdEccUncorrectableError
Alarm ID:	TKSPLATCR14
Recovery:	Contact My Oracle Support (MOS) to request hardware replacement.

32114 - SNMP get failure

Alarm Group:	PLAT
Description:	The server failed to receive SNMP information from the switch.
Severity:	Critical
Instance:	May include AlarmLocation, AlarmId, AlarmState, AlarmSeverity, and bindVarNamesValueStr
HA Score:	Normal
Auto Clear Seconds:	0 (zero)
OID:	tpdSNMPGetFailure
Alarm ID:	TKSPLATCR15

Recovery:

1. Use the following command to verify the switch is active: `ping switch1A/B` (this requires command line access).
2. If the problem persists, contact [My Oracle Support \(MOS\)](#).

32115 - TPD NTP Daemon Not Synchronized Failure

Alarm Group:	PLAT
Description:	This alarm indicates that the server's current time precedes the timestamp of the last known time the servers time was good.
Severity:	Critical
Instance:	May include AlarmLocation, AlarmId, AlarmState, AlarmSeverity, and bindVarNamesValueStr
HA Score:	Normal
Auto Clear Seconds:	0 (zero)
OID:	tpdNTPDaemonNotSynchronizedFailure
Alarm ID:	TKSPLATCR16

Recovery:

1. Verify NTP settings and that NTP sources can be reached.
2. If the problem persists, contact [My Oracle Support \(MOS\)](#).

32116 - TPD Server's Time Has Gone Backwards

Alarm Group:	PLAT
Description:	This alarm indicates that the server's current time precedes the timestamp of the last known time the servers time was good.

Severity:	Critical
Instance:	May include AlarmLocation, AlarmId, AlarmState, AlarmSeverity, and bindVarNamesValueStr
HA Score:	Normal
Auto Clear Seconds:	0 (zero)
OID:	tpdNTPTimeGoneBackwards
Alarm ID:	TKSPLATCR17

Recovery:

1. Verify NTP settings and that NTP sources are providing accurate time.
2. If the problem persists, contact [My Oracle Support \(MOS\)](#).

32117 - TPD NTP Offset Check Failure

Alarm Group:	PLAT
Description:	This alarm indicates the NTP offset of the server that is currently being synced to is greater than the critical threshold.
Severity:	Critical
Instance:	May include AlarmLocation, AlarmId, AlarmState, AlarmSeverity, and bindVarNamesValueStr
HA Score:	Normal
Auto Clear Seconds:	0 (zero)
OID:	ntpOffsetCheckFailure
Alarm ID:	TKSPLATCR18

Recovery:

Contact [My Oracle Support \(MOS\)](#).

32300 - Server fan failure

Alarm Group:	PLAT
Description:	This alarm indicates that a fan on the application server is either failing or has failed completely. In either case, there is a danger of component failure due to overheating.
Severity:	Major
Instance:	May include AlarmLocation, AlarmId, AlarmState, AlarmSeverity, and bindVarNamesValueStr
HA Score:	Normal
Auto Clear Seconds:	0 (zero)
OID:	tpdFanError

Alarm ID: TKSPLATMA1

Recovery:

Contact [My Oracle Support \(MOS\)](#).

32301 - Server internal disk error

Alarm Group: PLAT

Description: This alarm indicates the server is experiencing issues replicating data to one or more of its mirrored disk drives. This could indicate that one of the server's disks has either failed or is approaching failure.

Severity: Major

Instance: May include AlarmLocation, AlarmId, AlarmState, AlarmSeverity, and bindVarNamesValueStr

HA Score: Normal

Auto Clear Seconds: 0 (zero)

OID: tpdIntDiskError

Alarm ID: TKSPLATMA2

Recovery:

Contact [My Oracle Support \(MOS\)](#).

32303 - Server Platform error

Alarm Group: PLAT

Description: This alarm indicates an error such as a corrupt system configuration or missing files.

Severity: Major

Instance: May include AlarmLocation, AlarmId, AlarmState, AlarmSeverity, and bindVarNamesValueStr

HA Score: Normal

Auto Clear Seconds: 0 (zero)

OID: tpdPlatformError

Alarm ID: TKSPLATMA4

Recovery:

Contact [My Oracle Support \(MOS\)](#) and provide the system health check output.

32304 - Server file system error

Alarm Group: PLAT

Description:	This alarm indicates unsuccessful writing to at least one of the server's file systems.
Severity:	Major
Instance:	May include AlarmLocation, AlarmId, AlarmState, AlarmSeverity, and bindVarNamesValueStr
HA Score:	Normal
Auto Clear Seconds:	0 (zero)
OID:	tpdFileSystemError
Alarm ID:	TKSPLATMA5
Recovery:	If the problem persists, contact My Oracle Support (MOS) .

32305 - Server Platform process error

Alarm Group:	PLAT
Description:	This alarm indicates that either the minimum number of instances for a required process are not currently running or too many instances of a required process are running.
Severity:	Major
Instance:	May include AlarmLocation, AlarmId, AlarmState, AlarmSeverity, and bindVarNamesValueStr
HA Score:	Normal
Auto Clear Seconds:	0 (zero)
OID:	tpdPlatProcessError
Alarm ID:	TKSPLATMA6
Recovery:	Contact My Oracle Support (MOS) .

32307 - Server swap space shortage failure

Alarm Group:	PLAT
Description:	This alarm indicates that the server's swap space is in danger of being depleted. This is usually caused by a process that has allocated a very large amount of memory over time.
Severity:	Major
Instance:	May include AlarmLocation, AlarmId, AlarmState, AlarmSeverity, and bindVarNamesValueStr
HA Score:	Normal

Auto Clear Seconds: 0 (zero)
OID: tpdSwapSpaceShortageError
Alarm ID: TKSPLATMA8
Recovery:
 Contact [My Oracle Support \(MOS\)](#).

32308 - Server provisioning network error

Alarm Group: PLAT
Description: This alarm indicates that the connection between the server's ethernet interface and the customer network is not functioning properly.
Severity: Major
Instance: May include AlarmLocation, AlarmId, AlarmState, AlarmSeverity, and bindVarNamesValueStr
HA Score: Normal
Auto Clear Seconds: 0 (zero)
OID: tpdProvNetworkError
Alarm ID: TKSPLATMA9
Recovery:

1. Verify that a customer-supplied cable labeled TO CUSTOMER NETWORK is securely connected to the appropriate server. Follow the cable to its connection point on the local network and verify this connection is also secure.
2. Test the customer-supplied cable labeled TO CUSTOMER NETWORK with an Ethernet Line Tester. If the cable does not test positive, replace it.
3. Have your network administrator verify that the network is functioning properly.
4. If no other nodes on the local network are experiencing problems and the fault has been isolated to the server or the network administrator is unable to determine the exact origin of the problem, contact [My Oracle Support \(MOS\)](#).


32312 - Server disk space shortage error

Alarm Group: PLAT
Description: This alarm indicates that one of the following conditions has occurred:

- A file system has exceeded a failure threshold, which means that more than 90% of the available disk storage has been used on the file system.
- More than 90% of the total number of available files have been allocated on the file system.
- A file system has a different number of blocks than it had when installed.

Severity:	Major
Instance:	May include AlarmLocation, AlarmId, AlarmState, AlarmSeverity, and bindVarNamesValueStr
HA Score:	Normal
Auto Clear Seconds:	0 (zero)
OID:	tpdDiskSpaceShortageError
Alarm ID:	TKSPLATMA13
Recovery:	Contact My Oracle Support (MOS) .

32313 - Server default route network error

Alarm Group:	PLAT
Description:	This alarm indicates that the default network route of the server is experiencing a problem.
<div style="display: flex; align-items: center;">  <div style="margin-left: 10px;"> <p>Caution: When changing the network routing configuration of the server, verify that the modifications will not impact the method of connectivity for the current login session. The route information must be entered correctly and set to the correct values. Incorrectly modifying the routing configuration of the server may result in total loss of remote network access.</p> </div> </div>	
Severity:	Major
Instance:	May include AlarmLocation, AlarmId, AlarmState, AlarmSeverity, and bindVarNamesValueStr
HA Score:	Normal
Auto Clear Seconds:	0 (zero)
OID:	tpdDefaultRouteNetworkError
Recovery:	Contact My Oracle Support (MOS) .

32314 - Server temperature error

Alarm Group:	PLAT
Description:	The internal temperature within the server is unacceptably high.
Severity:	Major
Instance:	May include AlarmLocation, AlarmId, AlarmState, AlarmSeverity, and bindVarNamesValueStr

HA Score:	Normal
Auto Clear Seconds:	0 (zero)
OID:	tpdServerTemperatureError
Alarm ID:	TKSPLATMA15

Recovery:

1. Ensure that nothing is blocking the fan's intake. Remove any blockage.
2. Verify that the temperature in the room is normal. If it is too hot, lower the temperature in the room to an acceptable level.

Note: Be prepared to wait the appropriate period of time before continuing with the next step. Conditions need to be below alarm thresholds consistently for the alarm to clear. It may take about ten minutes after the room returns to an acceptable temperature before the alarm cleared.

3. If the problem has not been resolved, contact [My Oracle Support \(MOS\)](#).

32315 - Server mainboard voltage error

Alarm Group:	PLAT
Description:	This alarm indicates that one or more of the monitored voltages on the server mainboard have been detected to be out of the normal expected operating range.
Severity:	Major
Instance:	May include AlarmLocation, AlarmId, AlarmState, AlarmSeverity, and bindVarNamesValueStr
HA Score:	Normal
Auto Clear Seconds:	0 (zero)
OID:	tpdServerMainboardVoltageError
Alarm ID:	TKSPLATMA16

Recovery:

Contact [My Oracle Support \(MOS\)](#).

32316 - Server power feed error

Alarm Group:	PLAT
Description:	This alarm indicates that one of the power feeds to the server has failed. If this alarm occurs in conjunction with any Breaker Panel alarm, there might be a problem with the breaker panel.
Severity:	Major
Instance:	May include AlarmLocation, AlarmId, AlarmState, AlarmSeverity, and bindVarNamesValueStr
HA Score:	Normal

Auto Clear Seconds: 0 (zero)
OID: tpdPowerFeedError
Alarm ID: TKSPLATMA17

Recovery:

1. Verify that all the server power feed cables to the server that is reporting the error are securely connected.
2. Check to see if the alarm has cleared
 - If the alarm has been cleared, the problem is resolved.
 - If the alarm has not been cleared, continue with the next step.
3. Follow the power feed to its connection on the power source. Ensure that the power source is ON and that the power feed is properly secured.
4. Check to see if the alarm has cleared
 - If the alarm has been cleared, the problem is resolved.
 - If the alarm has not been cleared, continue with the next step.
5. If the power source is functioning properly and the wires are all secure, have an electrician check the voltage on the power feed.
6. Check to see if the alarm has cleared
 - If the alarm has been cleared, the problem is resolved.
 - If the alarm has not been cleared, continue with the next step.
7. If the problem has not been resolved, contact [My Oracle Support \(MOS\)](#).

32317 - Server disk health test error

Alarm Group: PLAT
Description: Either the hard drive has failed or failure is imminent.
Severity: Major
Instance: May include AlarmLocation, AlarmId, AlarmState, AlarmSeverity, and bindVarNamesValueStr
HA Score: Normal
Auto Clear Seconds: 0 (zero)
OID: tpdDiskHealthError
Alarm ID: TKSPLATMA18

Recovery:

1. Perform the recovery procedures for the other alarms that accompany this alarm.
2. If the problem has not been resolved, contact [My Oracle Support \(MOS\)](#).

32318 - Server disk unavailable error

Alarm Group:	PLAT
Description:	The smartd service is not able to read the disk status because the disk has other problems that are reported by other alarms. This alarm appears only while a server is booting.
Severity:	Major
Instance:	May include AlarmLocation, AlarmId, AlarmState, AlarmSeverity, and bindVarNamesValueStr
HA Score:	Normal
Auto Clear Seconds:	0 (zero)
OID:	tpdDiskUnavailableError
Alarm ID:	TKSPLATMA19
Recovery:	Contact My Oracle Support (MOS) .

32320 - Device interface error

Alarm Group:	PLAT
Description:	This alarm indicates that the IP bond is either not configured or down.
Severity:	Major
Instance:	May include AlarmLocation, AlarmId, AlarmState, AlarmSeverity, and bindVarNamesValueStr
HA Score:	Normal
Auto Clear Seconds:	0 (zero)
OID:	tpdDeviceIfError
Alarm ID:	TKSPLATMA21
Recovery:	Contact My Oracle Support (MOS) .

32321 - Correctable ECC memory error

Alarm Group:	PLAT
Description:	This alarm indicates that chipset has detected a correctable (single-bit) memory error that has been corrected by the ECC (Error-Correcting Code) circuitry in the memory.
Severity:	Major

Instance:	May include AlarmLocation, AlarmId, AlarmState, AlarmSeverity, and bindVarNamesValueStr
HA Score:	Normal
Auto Clear Seconds:	0 (zero)
OID:	tpdEccCorrectableError
Alarm ID:	TKSPLATMA22

Recovery:

No recovery necessary. If the condition persists, contact [My Oracle Support \(MOS\)](#) to request hardware replacement.

32322 - Power Supply A error

Alarm Group:	PLAT
Description:	This alarm indicates that power supply 1 (feed A) has failed.
Severity:	Major
Instance:	May include AlarmLocation, AlarmId, AlarmState, AlarmSeverity, and bindVarNamesValueStr
HA Score:	Normal
Auto Clear Seconds:	0 (zero)
OID:	tpdPowerSupply1Error
Alarm ID:	TKSPLATMA23

Recovery:

1. Verify that nothing is obstructing the airflow to the fans of the power supply.
2. If the problem persists, contact [My Oracle Support \(MOS\)](#).

32323 - Power Supply B error

Alarm Group:	PLAT
Description:	This alarm indicates that power supply 2 (feed B) has failed.
Severity:	Major
Instance:	May include AlarmLocation, AlarmId, AlarmState, AlarmSeverity, and bindVarNamesValueStr
HA Score:	Normal
Auto Clear Seconds:	0 (zero)
OID:	tpdPowerSupply2Error
Alarm ID:	TKSPLATMA24

Recovery:

1. Verify that nothing is obstructing the airflow to the fans of the power supply.
2. If the problem persists, contact [My Oracle Support \(MOS\)](#).

32324 - Breaker panel feed error

Alarm Group:	PLAT
Description:	This alarm indicates that the server is not receiving information from the breaker panel relays.
Severity:	Major
Instance:	May include AlarmLocation, AlarmId, AlarmState, AlarmSeverity, and bindVarNamesValueStr
HA Score:	Normal
Auto Clear Seconds:	0 (zero)
OID:	tpdBrkPnlFeedError
Alarm ID:	TKSPLATMA25

Recovery:

1. Verify that the same alarm is displayed by multiple servers:
 - If this alarm is displayed by only one server, the problem is most likely to be with the cable or the server itself. Look for other alarms that indicate a problem with the server and perform the recovery procedures for those alarms first.
 - If this alarm is displayed by multiple servers, go to the next step.
2. Verify that the cables that connect the servers to the breaker panel are not damaged and are securely fastened to both the Alarm Interface ports on the breaker panel and to the serial ports on both servers.
3. If the problem has not been resolved, contact [My Oracle Support \(MOS\)](#) to request that the breaker panel be replaced.

32325 - Breaker panel breaker error

Alarm Group:	PLAT
Description:	<p>This alarm indicates that a power fault has been identified by the breaker panel. The LEDs on the center of the breaker panel (see Figure 1: Breaker Panel LEDs) identify whether the fault occurred on the input power or the output power, as follows:</p> <ul style="list-style-type: none"> • A power fault on input power (power from site source to the breaker panel) is indicated by one of the LEDs in the PWR BUS A or PWR BUS B group illuminated Red. In general, a fault in the input power means that power has been lost to the input power circuit. <p>Note: LEDs in the PWR BUS A or PWR BUS B group that correspond to unused feeds are not illuminated; LEDs in these groups that are not illuminated do not indicate problems.</p>

- A power fault on output power (power from the breaker panel to other frame equipment) is indicated by either BRK FAIL BUS A or BRK FAIL BUS B illuminated RED. This type of fault can be caused by a surge or some sort of power degradation or spike that causes one of the circuit breakers to trip.

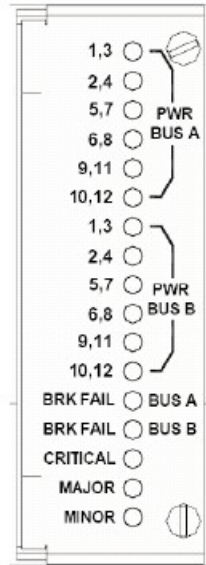


Figure 1: Breaker Panel LEDs

Severity:	Major
Instance:	May include AlarmLocation, AlarmId, AlarmState, AlarmSeverity, and bindVarNamesValueStr
HA Score:	Normal
Auto Clear Seconds:	0 (zero)
OID:	TPDBrkPnlBreakerError
Alarm ID:	TKSPLATMA26

Recovery:

1. Verify that the same alarm is displayed by multiple servers:
 - If this alarm is displayed by only one server, the problem is most likely to be with the cable or the server itself. Look for other alarms that indicate a problem with the server and perform the recovery procedures for those alarms first.
 - If this alarm is displayed by multiple servers, go to the next step.
2. Look at the breaker panel assignments and verify that the corresponding LED in the PWR BUS A group and the PWR BUS B group is illuminated Green.

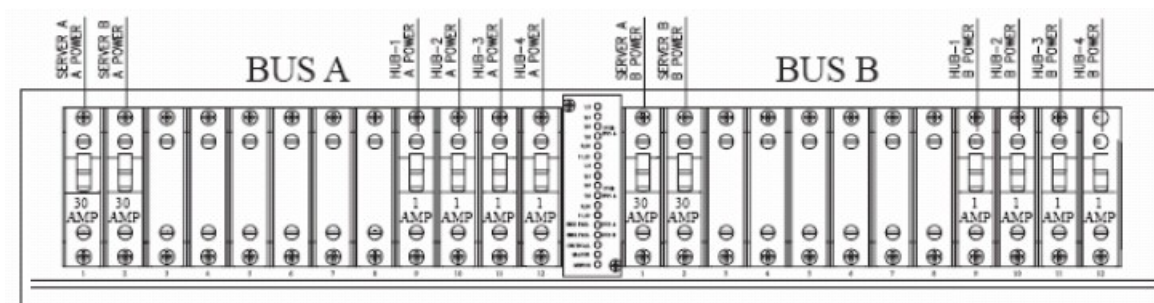


Figure 2: Breaker Panel Setting

If one of the LEDs in the PWR BUS A group or the PWR BUS B group is illuminated Red, a problem has been detected with the corresponding input power feed. Contact [My Oracle Support \(MOS\)](#)

3. Check the BRK FAIL LEDs for BUS A and for BUS B.
 - If one of the BRK FAIL LEDs is illuminated Red, then one or more of the respective Input Breakers has tripped. (A tripped breaker is indicated by the toggle located in the center position.) Perform the following steps to repair this issue:
 - a) For all tripped breakers, move the breaker down to the open (OFF) position and then back up to the closed (ON) position.
 - b) After all the tripped breakers have been reset, check the BRK FAIL LEDs again. If one of the BRK FAIL LEDs is still illuminated Red, Contact [My Oracle Support \(MOS\)](#)
 - If all of the BRK FAIL LEDs and all the LEDs in the PWR BUS A group and the PWR BUS B group are illuminated Green, continue with the next step.
 - If all of the BRK FAIL LEDs and all the LEDs in the PWR BUS A group and the PWR BUS B group are illuminated Green, there is most likely a problem with the serial connection between the server and the breaker panel. This connection is used by the system health check to monitor the breaker panel for failures. Verify that both ends of the labeled serial cables are properly secured. If any issues are discovered with these cable connections, make the necessary corrections and continue to the next step to verify that the alarm has been cleared, otherwise Contact [My Oracle Support \(MOS\)](#)
4. If the problem has not been resolved, contact [My Oracle Support \(MOS\)](#)

32326 - Breaker panel monitoring error

Alarm Group: PLAT

Description: This alarm indicates a failure in the hardware and/or software that monitors the breaker panel. This could mean there is a problem with the file I/O libraries, the serial device drivers, or the serial hardware itself.

Note: When this alarm occurs, the system is unable to monitor the breaker panel for faults. Thus, if this alarm is detected, it is imperative that the breaker panel be carefully examined for the existence of faults. The LEDs on the breaker panel will be the only indication of the occurrence of either alarm:

- 32324 – Breaker panel feed error

- 32325 – Breaker panel breaker error

until the Breaker Panel Monitoring Error has been corrected.

Severity:	Major
Instance:	May include AlarmLocation, AlarmId, AlarmState, AlarmSeverity, and bindVarNamesValueStr
HA Score:	Normal
Auto Clear Seconds:	0 (zero)
OID:	tpdBrkPnlMntError
Alarm ID:	TKSPLATMA27

Recovery:

1. Verify that the same alarm is displayed by multiple servers:
 - If this alarm is displayed by only one server, the problem is most likely to be with the cable or the server itself. Look for other alarms that indicate a problem with the server and perform the recovery procedures for those alarms first.
 - If this alarm is displayed by multiple servers, go to the next step.
2. Verify that both ends of the labeled serial cables are secured properly (for locations of serial cables, see the appropriate hardware manual).
3. If the alarm has not been cleared, contact [My Oracle Support \(MOS\)](#).

32327 - Server HA Keepalive error

Alarm Group:	PLAT
Description:	This alarm indicates that heartbeat process has detected that it has failed to receive a heartbeat packet within the timeout period.
Severity:	Major
Instance:	May include AlarmLocation, AlarmId, AlarmState, AlarmSeverity, and bindVarNamesValueStr
HA Score:	Normal
Auto Clear Seconds:	0 (zero)
OID:	tpdHaKeepaliveError
Alarm ID:	TKSPLATMA28

Recovery:

1. Determine if the mate server is currently down and bring it up if possible.
2. Determine if the keepalive interface is down.
3. Determine if heartbeat is running (service TKLCha status).

Note: This step may require command line ability.
4. Contact [My Oracle Support \(MOS\)](#).

32331 - HP disk problem

Alarm Group:	PLAT
Description:	This major alarm indicates that there is an issue with either a physical or logical disk in the HP disk subsystem. The message will include the drive type, location, slot and status of the drive that has the error.
Severity:	Major
Instance:	May include AlarmLocation, AlarmId, AlarmState, AlarmSeverity, and bindVarNamesValueStr
HA Score:	Normal
Auto Clear Seconds:	0 (zero)
OID:	tpdHpDiskProblem
Alarm ID:	TKSPLATMA32
Recovery:	Contact My Oracle Support (MOS) .

32332 - HP Smart Array controller problem

Alarm Group:	PLAT
Description:	This major alarm indicates that there is an issue with an HP disk controller. The message will include the slot location, the component on the controller that has failed, and status of the controller that has the error.
Severity:	Major
Instance:	May include AlarmLocation, AlarmId, AlarmState, AlarmSeverity, and bindVarNamesValueStr
HA Score:	Normal
Auto Clear Seconds:	0 (zero)
OID:	tpdHpDiskCtrlrProblem
Alarm ID:	TKSPLATMA33
Recovery:	Contact My Oracle Support (MOS) .

32333 - HP hpacucliStatus utility problem

Alarm Group:	PLAT
Description:	This major alarm indicates that there is an issue with the process that caches the HP disk subsystem status. This usually means that

	the hpacucliStatus/hpDiskStatus daemon is either not running, or hung.
Severity:	Major
Instance:	May include AlarmLocation, AlarmId, AlarmState, AlarmSeverity, and bindVarNamesValueStr
HA Score:	Normal
Auto Clear Seconds:	0 (zero)
OID:	tpdHPACUCLIPProblem
Alarm ID:	TKSPLATMA34
Recovery:	Contact My Oracle Support (MOS) .

32335 - Switch link down error

Alarm Group:	PLAT
Description:	The link is down.
Severity:	Major
Instance:	May include AlarmLocation, AlarmId, AlarmState, AlarmSeverity, and bindVarNamesValueStr
HA Score:	Normal
Auto Clear Seconds:	0 (zero)
OID:	tpdSwitchLinkDownError
Alarm ID:	TKSPLATMA36
Recovery:	<ol style="list-style-type: none"> 1. Verify the cabling between the port and the remote side. 2. Verify networking on the remote end. 3. If the problem persists, contact My Oracle Support (MOS) who should verify port settings on both the server and the switch.

32336 - Half Open Socket Limit

Alarm Group:	PLAT
Description:	This alarm indicates that the number of half open TCP sockets has reached the major threshold. This problem is caused by a remote system failing to complete the TCP 3-way handshake.
Severity:	Major
Instance:	May include AlarmLocation, AlarmId, AlarmState, AlarmSeverity, and bindVarNamesValueStr
HA Score:	Normal

Auto Clear Seconds: 0 (zero)
OID: tpdHalfOpenSockLimit
Alarm ID: TKSPLATMA37
Recovery:
Contact [My Oracle Support \(MOS\)](#).

32337 - Flash Program Failure

Alarm Group: PLAT
Description: This alarm indicates that there was an error while trying to update the firmware flash on the E5-APP-B cards.
Severity: Major
Instance: May include AlarmLocation, AlarmId, AlarmState, AlarmSeverity, and bindVarNamesValueStr
HA Score: Normal
Auto Clear Seconds: 0 (zero)
OID: tpdFlashProgramFailure
Alarm ID: TKSPLATMA38
Recovery
Contact [My Oracle Support \(MOS\)](#).

32338 - Serial Mezzanine Unseated

Alarm Group: PLAT
Description: This alarm indicates that a connection to the serial mezzanine board may not be properly seated.
Severity: Major
Instance: May include AlarmLocation, AlarmId, AlarmState, AlarmSeverity, and bindVarNamesValueStr
HA Score: Normal
Auto Clear Seconds: 0 (zero)
OID: tpdSerialMezzUnseated
Alarm ID: TKSPLATMA39
Recovery

1. Ensure that both ends of both cables connecting the serial mezzanine card to the main board are properly seated into their connectors.
2. It is recommended to contact [My Oracle Support \(MOS\)](#) if reseating the cables does not clear the alarm.

32339 - Max pid limit

Alarm Group:	PLAT
Description:	This alarm indicates that the maximum number of running processes has reached the major threshold.
Severity:	Major
Instance:	May include AlarmLocation, AlarmId, AlarmState, AlarmSeverity, and bindVarNamesValueStr
HA Score:	Normal
Auto Clear Seconds:	0 (zero)
OID:	tpdMaxPidLimit
Alarm ID:	TKSPLATMA40
Recovery:	Contact My Oracle Support (MOS) .

32340 - Server NTP Daemon Lost Synchronization For Extended Time

Alarm Group:	PLAT
Description:	This alarm indicates that the server is not synchronized to an NTP source and has not been synchronized for an extended number of hours and has reached the major threshold.
Severity:	Major
Instance:	May include AlarmLocation, AlarmId, AlarmState, AlarmSeverity, and bindVarNamesValueStr
HA Score:	Normal
Auto Clear Seconds:	0 (zero)
OID:	tpdNTPDaemonNotSynchronizedError
Alarm ID:	TKSPLATMA41
Recovery:	<ol style="list-style-type: none">1. Verify NTP settings and that NTP sources can be reached.2. Contact My Oracle Support (MOS).

32341 - Server NTP Daemon Never Synchronized Error

Alarm Group:	PLAT
Description:	This alarm indicates that the server is not synchronized to an NTP source and has never been synchronized since the last configuration change.
Severity:	Major

Instance:	May include AlarmLocation, AlarmId, AlarmState, AlarmSeverity, and bindVarNamesValueStr
HA Score:	Normal
Auto Clear Seconds:	0 (zero)
OID:	tpdNTPDaemonNeverSynchronized
Alarm ID:	TKSPLATMA42

Recovery:

1. Verify NTP settings and that NTP sources can be reached.
2. Contact [My Oracle Support \(MOS\)](#).

32342 - NTP Offset Check Error

Alarm Group:	PLAT
Description:	This alarm indicates the NTP offset of the server that is currently being synced to is greater than the major threshold.
Severity:	Major
Instance:	May include AlarmLocation, AlarmId, AlarmState, AlarmSeverity, and bindVarNamesValueStr
HA Score:	Normal
Auto Clear Seconds:	0 (zero)
OID:	ntpOffsetCheckError
Alarm ID:	TKSPLATMA43

Recovery:

1. Verify NTP settings and that NTP are providing accurate time.
2. Contact [My Oracle Support \(MOS\)](#).

32343 - RAID disk problem

Alarm Group:	PLAT
Description:	This alarms indicates that physical disk or logical volume on RAID controller is not in optimal state as reported by syscheck.
Severity:	Major
Instance:	May include AlarmLocation, AlarmId, AlarmState, AlarmSeverity, and bindVarNamesValueStr
HA Score:	Normal
Auto Clear Seconds:	0 (zero)
OID:	tpdDiskProblem
Alarm ID:	TKSPLATMA44

Recovery:

Contact [My Oracle Support \(MOS\)](#).

32344 - RAID controller problem

Alarm Group:	PLAT
Description:	This alarms indicates that RAID controller needs intervention.
Severity:	Major
Instance:	May include AlarmLocation, AlarmId, AlarmState, AlarmSeverity, and bindVarNamesValueStr
HA Score:	Normal
Auto Clear Seconds:	0 (zero)
OID:	tpdDiskCtrlrProblem
Alarm ID:	TKSPLATMA45

Recovery:

Contact [My Oracle Support \(MOS\)](#).

32345 - Server Upgrade snapshot(s) invalid

Alarm Group:	PLAT
Description:	This alarm indicates that upgrade snapshot(s) are invalid and backout is no longer possible.
Severity:	Major
Instance:	May include AlarmLocation, AlarmId, AlarmState, AlarmSeverity, and bindVarNamesValueStr
HA Score:	Normal
Auto Clear Seconds:	0 (zero)
OID:	tpdUpgradeSnapshotInvalid
Alarm ID:	TKSPLATMA46

Recovery:

1. Run accept to remove invalid snapshot(s) and clear alarms.
2. Contact [My Oracle Support \(MOS\)](#)

32346 - Server Hardware Problem

Alarm Group:	PLAT
Description:	This alarms indicates that OEM hardware management service reports an error.

Severity:	Major
Instance:	May include AlarmLocation, AlarmId, AlarmState, AlarmSeverity, and bindVarNamesValueStr
HA Score:	Normal
Auto Clear Seconds:	0 (zero)
OID:	tpdOEMHardware
Alarm ID:	TKSPLATMA47
Recovery:	Contact My Oracle Support (MOS)

32347 - Oracle hwmgmtcliStatus Problem

Alarm Group:	PLAT
Description:	This alarms indicates the hwmgmtcliStatus daemon is not running or is not responding.
Severity:	Major
Instance:	May include AlarmLocation, AlarmId, AlarmState, AlarmSeverity, and bindVarNamesValueStr
HA Score:	Normal
Auto Clear Seconds:	0 (zero)
OID:	tpdHWMGMTCLIPProblem
Alarm ID:	TKSPLATMA47
Recovery:	Contact My Oracle Support (MOS)

32348 - FIPS subsystem problem

Alarm Group:	PLAT
Description:	This alarm indicates the FIPS subsystem is not running or has encountered errors.
Severity:	Major
Instance:	May include AlarmLocation, AlarmId, AlarmState, AlarmSeverity, and bindVarNamesValueStr
HA Score:	Normal
Auto Clear Seconds:	0 (zero)
OID:	tpdFipsSubsystemProblem
Recovery:	

1. Run syscheck in verbose mode.
2. Contact [My Oracle Support \(MOS\)](#).

32349 - File Tampering

Alarm Group:	PLAT
Description:	This alarm indicates HIDS has detected file tampering.
Severity:	Major
Instance:	May include AlarmLocation, AlarmId, AlarmState, AlarmSeverity, and bindVarNamesValueStr
HA Score:	Normal
Auto Clear Seconds:	0 (zero)
OID:	tpdHidsFileTampering
Recovery:	Contact My Oracle Support (MOS) .

32350 - Security Process Terminated

Alarm Group:	PLAT
Description:	This alarm indicates that the security process monitor is not running.
Severity:	Major
HA Score:	Normal
Auto Clear Seconds:	0 (zero)
OID:	tpdSecurityProcessDown
Recovery:	Contact My Oracle Support (MOS) .

32500 - Server disk space shortage warning

Alarm Group:	PLAT
Description:	<p>This alarm indicates that one of the following conditions has occurred:</p> <ul style="list-style-type: none">• A file system has exceeded a warning threshold, which means that more than 80% (but less than 90%) of the available disk storage has been used on the file system.• More than 80% (but less than 90%) of the total number of available files have been allocated on the file system.
Severity:	Minor

Instance:	May include AlarmLocation, AlarmId, AlarmState, AlarmSeverity, and bindVarNamesValueStr
HA Score:	Normal
Auto Clear Seconds:	0 (zero)
OID:	tpdDiskSpaceShortageWarning
Alarm ID:	TKSPLATMI1
Recovery:	Contact My Oracle Support (MOS) .

32501 - Server application process error

Alarm Group:	PLAT
Description:	This alarm indicates that either the minimum number of instances for a required process are not currently running or too many instances of a required process are running.
Severity:	Minor
Instance:	May include AlarmLocation, AlarmId, AlarmState, AlarmSeverity, and bindVarNamesValueStr
HA Score:	Normal
Auto Clear Seconds:	0 (zero)
OID:	tpdApplicationProcessError
Alarm ID:	TKSPLATMI2
Recovery:	Contact My Oracle Support (MOS) .

32502 - Server hardware configuration error

Alarm Group:	PLAT
Description:	This alarm indicates that one or more of the server's hardware components are not in compliance with specifications (refer to the appropriate hardware manual).
Severity:	Minor
Instance:	May include AlarmLocation, AlarmId, AlarmState, AlarmSeverity, and bindVarNamesValueStr
HA Score:	Normal
Auto Clear Seconds:	0 (zero)
OID:	tpdHardwareConfigError
Alarm ID:	TKSPLATMI3


Recovery:

Contact [My Oracle Support \(MOS\)](#).

32505 - Server swap space shortage warning

Alarm Group:	PLAT
Description:	<p>This alarm indicates that the swap space available on the server is less than expected. This is usually caused by a process that has allocated a very large amount of memory over time.</p> <p>Note: For this alarm to clear, the underlying failure condition must be consistently undetected for a number of polling intervals. Therefore, the alarm may continue to be reported for several minutes after corrective actions are completed.</p>
Severity:	Minor
Instance:	May include AlarmLocation, AlarmId, AlarmState, AlarmSeverity, and bindVarNamesValueStr
HA Score:	Normal
Auto Clear Seconds:	0 (zero)
OID:	tpdSwapSpaceShortageWarning
Alarm ID:	TKSPLATMI6
Recovery:	<p>Contact My Oracle Support (MOS).</p>

32506 - Server default router not defined

Alarm Group:	PLAT
Description:	<p>This alarm indicates that the default network route is either not configured or the current configuration contains an invalid IP address or hostname.</p> <div><p>CAUTION</p></div> <p>Caution: When changing the server's network routing configuration it is important to verify that the modifications will not impact the method of connectivity for the current login session. It is also crucial that this information not be entered incorrectly or set to improper values. Incorrectly modifying the server's routing configuration may result in total loss of remote network access.</p>
Severity:	Minor
Instance:	May include AlarmLocation, AlarmId, AlarmState, AlarmSeverity, and bindVarNamesValueStr
HA Score:	Normal
Auto Clear Seconds:	0 (zero)

OID: tpdDefaultRouteNotDefined

Alarm ID: TKSPLATMI7

Recovery:

Contact [My Oracle Support \(MOS\)](#).

32507 - Server temperature warning

Alarm Group: PLAT

Description: This alarm indicates that the internal temperature within the server is outside of the normal operating range. A server Fan Failure may also exist along with the Server Temperature Warning.

Severity: Minor

Instance: May include AlarmLocation, AlarmId, AlarmState, AlarmSeverity, and bindVarNamesValueStr

HA Score: Normal

Auto Clear Seconds: 0 (zero)

OID: tpdServerTemperatureWarning

Alarm ID: TKSPLATMI8

Recovery:

1. Ensure that nothing is blocking the fan's intake. Remove any blockage.
2. Verify that the temperature in the room is normal. If it is too hot, lower the temperature in the room to an acceptable level.

Note: Be prepared to wait the appropriate period of time before continuing with the next step. Conditions need to be below alarm thresholds consistently for the alarm to clear. It may take about ten minutes after the room returns to an acceptable temperature before the alarm cleared.

3. Replace the filter (refer to the appropriate hardware manual).

Note: Be prepared to wait the appropriate period of time before continuing with the next step. Conditions need to be below alarm thresholds consistently for the alarm to clear. It may take about ten minutes after the filter is replaced before the alarm cleared.

4. If the problem has not been resolved, contact [My Oracle Support \(MOS\)](#).

32508 - Server core file detected

Alarm Group: PLAT

Description: This alarm indicates that an application process has failed and debug information is available.

Severity: Minor

Instance: May include AlarmLocation, AlarmId, AlarmState, AlarmSeverity, and bindVarNamesValueStr

HA Score:	Normal
Auto Clear Seconds:	0 (zero)
OID:	tpdServerCoreFileDetected
Alarm ID:	TKSPLATMI9

Recovery:

1. Contact [My Oracle Support \(MOS\)](#) to create a service request.
2. On the affected server, execute this command:

```
ll /var/TKLC/core
```

Add the command output to the service request. Include the date of creation found in the command output.

3. Attach core files to the MOS service request.
4. The user can remove the files to clear the alarm with this command:

```
rm -f /var/TKLC/core/<coreFileName>
```

32509 - Server NTP Daemon not synchronized

Alarm Group:	PLAT
Description:	This alarm indicates that the NTP daemon (background process) has been unable to locate a server to provide an acceptable time reference for synchronization.
Severity:	Minor
Instance:	May include AlarmLocation, AlarmId, AlarmState, AlarmSeverity, and bindVarNamesValueStr
HA Score:	Normal
Auto Clear Seconds:	0 (zero)
OID:	tpdNTPDaemonNotSynchronizedWarning
Alarm ID:	TKSPLATMI10

Recovery:

1. Locate the server's Network Timing Protocol (NTP) source.
2. Determine if the NTP server is reachable.
3. Contact [My Oracle Support \(MOS\)](#) if additional assistance is needed.

32510 - CMOS battery voltage low

Alarm Group:	PLAT
Description:	The presence of this alarm indicates that the CMOS battery voltage has been detected to be below the expected value. This alarm is an

early warning indicator of CMOS battery end-of-life failure which will cause problems in the event the server is powered off.

Severity:	Minor
Instance:	May include AlarmLocation, AlarmId, AlarmState, AlarmSeverity, and bindVarNamesValueStr
HA Score:	Normal
Auto Clear Seconds:	0 (zero)
OID:	tpdCMOSBatteryVoltageLow
Alarm ID:	TKSPLATMI11
Recovery:	Contact My Oracle Support (MOS) .

32511 - Server disk self test warning

Alarm Group:	PLAT
Description:	A non-fatal disk issue (such as a sector cannot be read) exists.
Severity:	Minor
Instance:	May include AlarmLocation, AlarmId, AlarmState, AlarmSeverity, and bindVarNamesValueStr
HA Score:	Normal
Auto Clear Seconds:	0 (zero)
OID:	tpdSmartTestWarn
Alarm ID:	TKSPLATMI12
Recovery:	Contact My Oracle Support (MOS) .

32512 - Device warning

Alarm Group:	PLAT
Description:	This alarm indicates that either we are unable to perform an snmpget command on the configured SNMP OID or the value returned failed the specified comparison operation.
Severity:	Minor
Instance:	May include AlarmLocation, AlarmId, AlarmState, AlarmSeverity, and bindVarNamesValueStr
HA Score:	Normal
Auto Clear Seconds:	0 (zero)
OID:	tpdDeviceWarn

Alarm ID: TKSPLATMI13

Recovery:

Contact [My Oracle Support \(MOS\)](#).

32513 - Device interface warning

Alarm Group: PLAT

Description: This alarm can be generated by either an SNMP trap or an IP bond error.

Severity: Minor

Instance: May include AlarmLocation, AlarmId, AlarmState, AlarmSeverity, and bindVarNamesValueStr

HA Score: Normal

Auto Clear Seconds: 0 (zero)

OID: tpdDeviceIfWarn

Alarm ID: TKSPLATMI14

Recovery:

Contact [My Oracle Support \(MOS\)](#).

32514 - Server reboot watchdog initiated

Alarm Group: PLAT

Description: This alarm indicates that the hardware watchdog was not strobed by the software and so the server rebooted the server. This applies to only the last reboot and is only supported on a T1100 application server.

Severity: Minor

Instance: May include AlarmLocation, AlarmId, AlarmState, AlarmSeverity, and bindVarNamesValueStr

HA Score: Normal

Auto Clear Seconds: 0 (zero)

OID: tpdWatchdogReboot

Alarm ID: TKSPLATMI15

Recovery:

Contact [My Oracle Support \(MOS\)](#).

32515 - Server HA failover inhibited

Alarm Group: PLAT

Description:	This alarm indicates that the server has been inhibited and therefore HA failover is prevented from occurring.
Severity:	Minor
Instance:	May include AlarmLocation, AlarmId, AlarmState, AlarmSeverity, and bindVarNamesValueStr
HA Score:	Normal
Auto Clear Seconds:	0 (zero)
OID:	tpdHaInhibited
Alarm ID:	TKSPLATMI16
Recovery:	Contact My Oracle Support (MOS) .

32516 - Server HA Active to Standby transition

Alarm Group:	PLAT
Description:	This alarm indicates that the server is in the process of transitioning HA state from Active to Standby.
Severity:	Minor
Instance:	May include AlarmLocation, AlarmId, AlarmState, AlarmSeverity, and bindVarNamesValueStr
HA Score:	Normal
Auto Clear Seconds:	0 (zero)
OID:	tpdHaActiveToStandbyTrans
Alarm ID:	TKSPLATMI17
Recovery:	Contact My Oracle Support (MOS) .

32517 - Server HA Standby to Active transition

Alarm Group:	PLAT
Description:	This alarm indicates that the server is in the process of transitioning HA state from Standby to Active.
Severity:	Minor
Instance:	May include AlarmLocation, AlarmId, AlarmState, AlarmSeverity, and bindVarNamesValueStr
HA Score:	Normal
Auto Clear Seconds:	0 (zero)
OID:	tpdHaStandbyToActiveTrans

Alarm ID: TKSPLATMI18

Recovery:

Contact [My Oracle Support \(MOS\)](#).

32518 - Platform Health Check failure

Alarm Group: PLAT

Description: This alarm is used to indicate a configuration error.

Severity: Minor

Instance: May include AlarmLocation, AlarmId, AlarmState, AlarmSeverity, and bindVarNamesValueStr

HA Score: Normal

Auto Clear Seconds: 0 (zero)

OID: tpdHealthCheckFailed

Alarm ID: TKSPLATMI19

Recovery:

Contact [My Oracle Support \(MOS\)](#).

32519 - NTP Offset Check failure

Alarm Group: PLAT

Description: This minor alarm indicates that time on the server is outside the acceptable range (or offset) from the NTP server. The Alarm message will provide the offset value of the server from the NTP server and the offset limit that the application has set for the system.

Severity: Minor

Instance: May include AlarmLocation, AlarmId, AlarmState, AlarmSeverity, and bindVarNamesValueStr

HA Score: Normal

Auto Clear Seconds: 0 (zero)

OID: ntpOffsetCheckWarning

Alarm ID: TKSPLATMI20

Recovery:

Contact [My Oracle Support \(MOS\)](#).

32520 - NTP Stratum Check failure

Alarm Group: PLAT

Description:	This alarm indicates that NTP is syncing to a server, but the stratum level of the NTP server is outside of the acceptable limit. The Alarm message will provide the stratum value of the NTP server and the stratum limit that the application has set for the system.
Severity:	Minor
Instance:	May include AlarmLocation, AlarmId, AlarmState, AlarmSeverity, and bindVarNamesValueStr
HA Score:	Normal
Auto Clear Seconds:	0 (zero)
OID:	ntpStratumCheckFailed
Alarm ID:	TKSPLATMI21

Recovery:

1. Locate the server's Network Timing Protocol (NTP) source.
2. Check the NTP server's stratum level. Stratum level 13 or higher will generate the alarm.
3. Contact [My Oracle Support \(MOS\)](#) if additional assistance is needed.

32521 - SAS Presence Sensor Missing

Alarm Group:	PLAT
Description:	This alarm indicates that the T1200 server drive sensor is not working.
Severity:	Minor
Instance:	May include AlarmLocation, AlarmId, AlarmState, AlarmSeverity, and bindVarNamesValueStr
HA Score:	Normal
Auto Clear Seconds:	0 (zero)
OID:	sasPresenceSensorMissing
Alarm ID:	TKSPLATMI22

Recovery:

Contact [My Oracle Support \(MOS\)](#) to get a replacement server.

32522 - SAS Drive Missing

Alarm Group:	PLAT
Description:	This alarm indicates that the number of drives configured for this server is not being detected.
Severity:	Minor
Instance:	May include AlarmLocation, AlarmId, AlarmState, AlarmSeverity, and bindVarNamesValueStr

HA Score: Normal
Auto Clear Seconds: 0 (zero)
OID: sasDriveMissing
Alarm ID: TKSPLATMI23

Recovery:

Contact [My Oracle Support \(MOS\)](#) to determine whether the issue is with a failed drive or failed configuration.

32524 - HP disk resync

Alarm Group: PLAT
Description: This minor alarm indicates that the HP disk subsystem is currently resynchronizing after a failed or replaced drive, or some other change in the configuration of the HP disk subsystem. The output of the message will include the disk that is resynchronizing and the percentage complete. This alarm should eventually clear once the resync of the disk is completed. The time it takes for this is dependent on the size of the disk and the amount of activity on the system.
Severity: Minor
Instance: May include AlarmLocation, AlarmId, AlarmState, AlarmSeverity, and bindVarNamesValueStr
HA Score: Normal
Auto Clear Seconds: 0 (zero)
OID: tpdHpDiskResync
Alarm ID: TKSPLATMI25

Recovery:

Contact [My Oracle Support \(MOS\)](#).

32525 - Telco Fan Warning

Alarm Group: PLAT
Description: This alarm indicates that the Telco switch has detected an issue with an internal fan.
Severity: Minor
Instance: May include AlarmLocation, AlarmId, AlarmState, AlarmSeverity, and bindVarNamesValueStr
HA Score: Normal
Auto Clear Seconds: 0 (zero)
OID: tpdTelcoFanWarning

Alarm ID: TKSPLATMI26

Recovery:

1. Contact [My Oracle Support \(MOS\)](#) to get a replacement switch. Verify the ambient air temperature around the switch is as low as possible until the switch is replaced.
2. [My Oracle Support \(MOS\)](#) personnel can perform an snmpget command or log into the switch to get detailed fan status information.

32526 - Telco Temperature Warning

Alarm Group: PLAT

Description: This alarm indicates that the Telco switch has detected the internal temperature has exceeded the threshold.

Severity: Minor

Instance: May include AlarmLocation, AlarmId, AlarmState, AlarmSeverity, and bindVarNamesValueStr

HA Score: Normal

Auto Clear Seconds: 0 (zero)

OID: tpdTelcoTemperatureWarning

Alarm ID: TKSPLATMI27

Recovery:

1. Lower the ambient air temperature around the switch as low as possible.
2. If problem persists, contact [My Oracle Support \(MOS\)](#).

32527 - Telco Power Supply Warning

Alarm Group: PLAT

Description: This alarm indicates that the Telco switch has detected that one of the duplicate power supplies has failed.

Severity: Minor

Instance: May include AlarmLocation, AlarmId, AlarmState, AlarmSeverity, and bindVarNamesValueStr

HA Score: Normal

Auto Clear Seconds: 0 (zero)

OID: tpdTelcoPowerSupplyWarning

Alarm ID: TKSPLATMI28

Recovery:

1. Verify breaker wasn't tripped.

2. If breaker is still good and problem persists, contact [My Oracle Support \(MOS\)](#) who can perform a `snmpget` command or log into the switch to determine which power supply is failing. If the power supply is bad, the switch must be replaced.

32528 - Invalid BIOS value

Alarm Group:	PLAT
Description:	This alarm indicates that the HP server has detected that one of the setting for either the embedded serial port or the virtual serial port is incorrect.
Severity:	Minor
Instance:	May include AlarmLocation, AlarmId, AlarmState, AlarmSeverity, and bindVarNamesValueStr
HA Score:	Normal
Auto Clear Seconds:	0 (zero)
OID:	tpdInvalidBiosValue
Alarm ID:	TKSPLATMI29

Recovery:

Change the BIOS values to the expected values which involves re-booting the server. Contact [My Oracle Support \(MOS\)](#) for directions on changing the BIOS.

32529 - Server Kernel Dump File Detected

Alarm Group:	PLAT
Description:	This alarm indicates that the kernel has crashed and debug information is available.
Severity:	Minor
Instance:	May include AlarmLocation, AlarmId, AlarmState, AlarmSeverity, and bindVarNamesValueStr
HA Score:	Normal
Auto Clear Seconds:	0 (zero)
OID:	tpdServerKernelDumpFileDetected
Alarm ID:	TKSPLATMI30

Recovery:

Contact [My Oracle Support \(MOS\)](#).

32530 - Server Upgrade Fail Detected

Alarm Group:	PLAT
---------------------	------

Description:	This alarm indicates that a TPD upgrade has failed.
Severity:	Minor
Instance:	May include AlarmLocation, AlarmId, AlarmState, AlarmSeverity, and bindVarNamesValueStr
HA Score:	Normal
Auto Clear Seconds:	0 (zero)
OID:	pdServerUpgradeFailed
Alarm ID:	TKSPLATMI31
Recovery:	Contact My Oracle Support (MOS) .

32531 - Half Open Socket Warning

Alarm Group:	PLAT
Description:	This alarm indicates that the number of half open TCP sockets has reached the major threshold. This problem is caused by a remote system failing to complete the TCP 3-way handshake.
Severity:	Minor
Instance:	May include AlarmLocation, AlarmId, AlarmState, AlarmSeverity, and bindVarNamesValueStr
HA Score:	Normal
Auto Clear Seconds:	0 (zero)
OID:	tpdHalfOpenSocketWarning
Alarm ID:	TKSPLATMI32
Recovery:	Contact My Oracle Support (MOS) .

32532 - Server Upgrade Pending Accept/Reject

Alarm Group:	PLAT
Description:	This alarm indicates that an upgrade occurred but has not been accepted or rejected yet.
Severity:	Minor
Instance:	May include AlarmLocation, AlarmId, AlarmState, AlarmSeverity, and bindVarNamesValueStr
HA Score:	Normal
Auto Clear Seconds:	0 (zero)
OID:	tpdServerUpgradePendingAccept

Alarm ID: TKSPLATMI33

Recovery:

Follow the steps in the application's upgrade procedure for accepting or rejecting the upgrade.

32533 - Max pid warning

Alarm Group: PLAT

Description: This alarm indicates that the maximum number of running processes has reached the minor threshold.

Severity: Minor

Instance: May include AlarmLocation, AlarmId, AlarmState, AlarmSeverity, and bindVarNamesValueStr

HA Score: Normal

Auto Clear Seconds: 0 (zero)

OID: tpdMaxPidWarning

Alarm ID: TKSPLATMI34

Recovery:

Contact [My Oracle Support \(MOS\)](#).

32534 - NTP Source Server Is Not Able To Provide Correct Time

Alarm Group: PLAT

Description: This alarm indicates that an NTP source has been rejected by the NTP daemon and is not being considered as a time source.

Severity: Minor

Instance: May include AlarmLocation, AlarmId, AlarmState, AlarmSeverity, and bindVarNamesValueStr

HA Score: Normal

Auto Clear Seconds: 0 (zero)

OID: tpdNTPSourceIsBad

Alarm ID: TKSPLATMI35

Recovery:

1. Verify NTP settings and that NTP sources are providing accurate time.
2. Contact [My Oracle Support \(MOS\)](#).

32535 - RAID disk resync

Alarm Group: PLAT

Description:	This alarm indicates that the RAID logical volume is currently resyncing after a failed/replaced drive, or some other change in the configuration. The output of the message will include the disk that is resyncing. This alarm should eventually clear once the resync of the disk is completed. The time it takes for this is dependent on the size of the disk and the amount of activity on the system (rebuild of 600G disks without any load takes about 75min).
Severity:	Minor
Instance:	May include AlarmLocation, AlarmId, AlarmState, AlarmSeverity, and bindVarNamesValueStr
HA Score:	Normal
Auto Clear Seconds:	0 (zero)
OID:	tpdDiskResync
Alarm ID:	TKSPLATMI36
Recovery:	If this alarm persists for several hours (depending on a load of a server rebuild of array can take multiple hours to finish), contact My Oracle Support (MOS) .

32536 - Server Upgrade snapshot(s) warning

Alarm Group:	PLAT
Description:	This alarm indicates that upgrade snapshot(s) are above configured threshold and either accept or reject of LVM upgrade has to be run soon, otherwise snapshots will become full and invalid.
Severity:	Minor
Instance:	May include AlarmLocation, AlarmId, AlarmState, AlarmSeverity, and bindVarNamesValueStr
HA Score:	Normal
Auto Clear Seconds:	0 (zero)
OID:	tpdUpgradeSnapshotWarning
Alarm ID:	TKSPLATMI37
Recovery:	<ol style="list-style-type: none"> 1. Run accept or reject of current LVM upgrade before snapshots become invalid. 2. Contact My Oracle Support (MOS)

32540 - Power limit mismatch

Alarm Group:	PLAT
Description:	The BIOS setting for CPU Power Limit is different than expected.

Severity:	Minor
Instance:	N/A
HA Score:	Normal
Auto Clear Seconds:	0 (zero)
OID:	tpdCpuPowerLimitMismatch
Alarm ID:	TKSPLATMI41
Recovery:	
	Contact My Oracle Support (MOS) .

32700 - Telco Switch Notification

Alarm Group:	PLAT
Description:	Telco Switch Notification
Severity:	Info
Instance:	May include AlarmLocation, AlarmId, AlarmState, AlarmSeverity, and bindVarNamesValueStr
HA Score:	Normal
Throttle Seconds:	86400
OID:	tpdTelcoSwitchNotification
Recovery:	
	Contact My Oracle Support (MOS) .

32701 - HIDS Initialized

Alarm Group:	PLAT
Description	This alarm indicates HIDS was initialized.
Severity	Info
Instance	N/A
HA Score	Normal
Auto Clear Seconds	N/A
OID	tpdHidsBaselineCreated
Recovery:	
	Contact My Oracle Support (MOS) .

32702 - HIDS Baseline Deleted

Alarm Group:	PLAT
---------------------	------

Description:	HIDS baseline was deleted.
Severity:	Info
Instance	N/A
HA Score	Normal
Auto Clear Seconds	N/A
OID:	tpdHidsBaselineDeleted
Recovery:	
Contact My Oracle Support (MOS) .	

32703 - HIDS Enabled

Alarm Group:	PLAT
Description:	HIDS was enabled.
Severity:	Info
Instance	N/A
HA Score	Normal
Auto Clear Seconds	N/A
OID:	tpdHidsEnabled
Recovery:	
Contact My Oracle Support (MOS) .	

32704 - HIDS Disabled

Alarm Group:	PLAT
Description:	HIDS was disabled.
Severity:	Info
Instance	N/A
HA Score	Normal
Auto Clear Seconds	N/A
OID:	tpdHidsDisabled
Recovery:	
Contact My Oracle Support (MOS) .	

32705 - HIDS Monitoring Suspended

Alarm Group:	PLAT
Description:	HIDS monitoring suspended.

Severity:	Info
Instance	N/A
HA Score	Normal
Auto Clear Seconds	N/A
OID:	tpdHidsSuspended
Recovery:	
	Contact My Oracle Support (MOS) .

32706 - HIDS Monitoring Resumed

Alarm Group:	PLAT
Description:	HIDS monitoring resumed.
Severity:	Info
Instance	N/A
HA Score	Normal
Auto Clear Seconds	N/A
OID:	tpdHidsResumed
Recovery:	
	Contact My Oracle Support (MOS) .

32707 - HIDS Baseline Updated

Alarm Group:	PLAT
Description:	HIDS baseline updated.
Severity:	Info
Instance	N/A
HA Score	Normal
Auto Clear Seconds	N/A
OID:	tpdHidsBaselineUpdated
Recovery:	
	Contact My Oracle Support (MOS) .

QBus Platform (70000-70999)

The QBus Platform (QP) software provides an execution environment for Java-based applications, which are the Multiprotocol Routing Agent (MRA) devices, Multimedia Policy Engine (MPE) devices,

or the Configuration Management Platform (CMP) server. QP provides common interfaces into databases, event logging, SNMP, and cluster state. Two servers in the cluster provide 1+1 High-Availability (HA) protection. The application executes on one server. The other server acts as a hot standby in case the first server fails to provide service.

70001 – QP_procmgr failed

Alarm Type	QP
Description	The QP_procmgr process has failed. This process manages all PCRf software.
Default Severity	Critical
Instance	N/A
HA Score	Failed
Clearing Action	This alarm is cleared by qp_procmgr after qp_procmgr is restarted.
OID	QPProcmgrFailed

Recovery:

If the alarm does not clear automatically within a few seconds, or if the alarm occurs frequently, contact [My Oracle Support \(MOS\)](#).

70002 – QP Critical process failed

Alarm Type	QP
Description	The QP_procmgr has detected that one of the critical processes it monitors has failed.
Default Severity	Critical
Instance	N/A
HA Score	Normal
Clearing Action	This alarm clears automatically.
OID	QPCriticalProcFailed

Recovery:

This alarm automatically clears as Policy processes are restarted. If the alarm does not clear automatically within a few seconds, or if the alarm occurs frequently, contact [My Oracle Support \(MOS\)](#).

70003 – QP Non-critical process failed

Alarm Type	QP
Description	The QP_procmgr has detected that one of the non-critical processes it monitors has failed.

Default Severity	Minor
Instance	N/A
HA Score	Normal
Clearing Action	This alarm clears automatically after 60 seconds.
OID	QPNonCriticalProcFailed

Recovery:

1. If the alarm occurs infrequently, monitor the health of the system.
2. If the alarm occurs frequently, contact [My Oracle Support \(MOS\)](#).

70004 – QP Processes down for maintenance

Alarm Type	QP
Description	The QP processes have been brought down for maintenance.
Default Severity	Major
Instance	N/A
HA Score	Failed
Clearing Action	This alarm clears when the QP processes are restarted and exit maintenance.
OID	QPMaintShutdown

Recovery:

If the alarm is occurring, confirm that the server is down for maintenance.

70005 – QP Cluster Status

Alarm Type	QP
Description	One or more servers in the cluster are not at QP Blade Status. The QP Blade Status is not available for one or more servers in the cluster.
Default Severity	Major Critical
Instance	N/A
HA Score	Normal
Clearing Action	This alarm clears when all server blades have QP blade status of Available.
OID	QPClusterStatus

Recovery:

If the alarm occurs infrequently, monitor the health of the system. If the alarm occurs frequently, contact [My Oracle Support \(MOS\)](#).

70006 - QP Blade Status

Alarm Type:	PLAT
Description	This alarm indicates that the RAID logical volume is currently resyncing after a failed/replaced drive or another change in the configuration. The output of the message includes the disk that is resyncing. This alarm eventually clears once the resync of the disk is completed. The time it takes for this is dependant on the size of the disk and the amount of activity on the system (rebuild of 600G disks without any load takes about 75min).
Default Severity	Minor
Instance	N/A
HA Score	N/A
Clearing Action	N/A
OID	tpdNTPSourceIsBad
Recovery:	
1. Run syscheck in verbose mode.	
2. If this alarm persist for several hours (Server rebuild of the array may take multiple hours to finish, depending on the load of the server), contact My Oracle Support (MOS) .	

70008 - QP Database Service Failed

Alarm Type:	PLAT
Description	This alarm indicates that the RAID logical volume is currently resyncing after a failed/replaced drive or another change in the configuration. The output of the message includes the disk that is resyncing. This alarm eventually clears once the resync of the disk is completed. The time it takes for this is dependant on the size of the disk and the amount of activity on the system (rebuild of 600G disks without any load takes about 75min).
Default Severity:	Minor
Instance	N/A
HA Score	N/A
Clearing Action	N/A
OID	tpdNTPSourceIsBad
Recovery:	
1. Run syscheck in verbose mode.	
2. If this alarm persist for several hours (Server rebuild of the array may take multiple hours to finish, depending on the load of the server), contact My Oracle Support (MOS) .	

70009 – QP Topology Configuration Mismatch

Alarm Type	QP
Description	<p>The running topology does not match the saved topology. The <code>qp_procmgr</code> has detected that its Topology configuration (topology or VIP) does not match the configuration in the database.</p> <p>Running cluster configuration:</p> <ul style="list-style-type: none"> • Topology={Undefined, Unmated, Mated} • Mate={x.x.x.x} • OAM VIP={x.x.x.x} • SIG-A VIP={x.x.x.x}, • SIG-B VIP={x.x.x.x}
Default Severity	Major
Instance	N/A
HA Score	Normal
Clearing Action	<code>qp_procmgr</code> exit
OID	QPTopologyConfigurationMismatch

Recovery:

Restart the `qp_procmgr` service either through a full restart or becoming root and performing `service qp_procmgr restart`.

70010 – QP Failed Server-backup Remote Archive Rsync

Alarm Type	QP
Description	<p>A scheduled backup failed to synchronize the local server-backup archive with the remote server-backup archive.</p> <ul style="list-style-type: none"> • Hostname=<hostname IPaddr> • path=<path> • errorcode=<rsync error>
Default Severity	Major
Instance	N/A
HA Score	Normal
Clearing Action	This alarm clears automatically after 64800 seconds (18 hours).
OID	QPServerBackupRsyncFailed

Recovery:

Check that the parameters are correct.

70011 – QP Failed System-backup Remote Archive Rsync

Alarm Type	QP
Description	A scheduled backup failed to synchronize the local system-backup archive with the remote system-backup archive. Hostname=<host name IP addr>, user=<user>, path=<path>,errorcode=<rsync error>
Default Severity	Major
Instance	N/A
HA Score	Normal
Clearing Action	This alarm clears automatically after 64800 seconds (18 hours).
OID	QPSystemBackupRsyncFailed

Recovery:

Check that the parameters are correct.

70012 – QP Failed To Create Server Backup

Alarm Type	QP
Description	A scheduled backup failed to create the local server-backup file. Failure-reason=<errorcode>
Default Severity	Major
Instance	N/A
HA Score	Normal
Clearing Action	This alarm clears automatically after 64800 seconds (18 hours).
OID	QPServerBackupFailed

Recovery:

Take corrective action based on the returned error message.

70013 – QP Failed To Create System Backup

Alarm Type	QP
Description	A scheduled backup failed to create the local system-backup file. Failure-reason=<errorcode>
Default Severity	Major
Instance	N/A
HA Score	Normal

Clearing Action	This alarm clears automatically after 64800 seconds (18 hours).
OID	QPSystemBackupFailed

Recovery:

Take corrective action based on the returned error message.

70015 – Route Add Failed

Alarm Type	QP
Description	VIP Route Add Failed — VIP route add failed to re-apply during VIP event. The alarm displays the following information: <ul style="list-style-type: none"> • IP-Type • Route-Type • Network • Destination • Gateway-Address • Error Message
Default Severity	Major
Instance	N/A
HA Score	Normal
Clearing Action	This alarm clears automatically after 3600 seconds (60 minutes).
OID	QpAddRouteFailed

Recovery:

Use Platcfg Routing menu to repair the route manually.

70016 – No Available VIP Route

Alarm Type	QP
Description	This alarm is raised when the application of a route item with VIP as the preferred source fails because the VIP is not configured.
Default Severity	Minor
Instance	N/A
HA Score	Normal
Clearing Action	When VIP becomes available, this alarm is cleared. If the route item is deleted, this alarm is also cleared.
OID	QPNoVipForRoute

Recovery:

1. Check route configuration.

2. If route is configured correctly, this alarm can be ignored.

70017 – No Available Static IP

Alarm Type	QP
Description	This alarm is raised when the application of a route item with STATIC IP as preferred source fails because the STATIC IP is not available.
Default Severity	Minor
Instance	N/A
HA Score	Normal
Clearing Action	When a STATIC IP becomes available, this alarm is cleared. If the route item is deleted, this alarm is also cleared.
OID	QPNostaticIPForRoute

Recovery:

1. Check the network connectivity between SMSR and configured destination.
2. Check route configuration; if route is configured correctly, this alarm can be ignored.

70020 – QP Master database is outdated

Alarm Type	QP
Description	The current MYSQL master server has an outdated database.
Default Severity	Critical
Instance	N/A
HA Score	Degraded
Clearing Action	This alarm clears when the master server either is made a slave server or if a database restore action clears the condition.
OID	QPMysqlMasterOutdated

Recovery:

1. Once the condition has occurred, the 80003 event will be sent once a minute. Wait until all of the expected servers are being reported. It is important to wait because the best slave might be undergoing a restart and its DB Level will not be known until after the restart completes.
2. Use the information in 80003 to select the new master candidate.
3. Except for the current master and the master candidate, put all of the other servers into forced standby.
4. If the best slave is in the same cluster (the most common case), perform a failover by restarting the current active blade. If the best slave is in a separate cluster, then a site promotion is necessary.
5. Remove the forced standby settings on the other slaves.
6. If none of the slaves are good candidates, perform a database restore.
 - a) Put all of the slave servers into forced standby state.

- b) Perform a restore on the active server.
The restore will clear the condition.
- c) Take the slave servers out of the standby state.

70021 – QP slave database is unconnected to the master

Alarm Type	QP
Description	The MySQL slave is not connected to the master.
Default Severity	Major
Instance	N/A
HA Score	Failed
Clearing Action	This alarm clears automatically when the slave server connects to the master server.
OID	QPMysqlSlaveUnconnected

Recovery:

1. No action required unless the alarm does not clear within a few hours.
2. If the problem persists, contact [My Oracle Support \(MOS\)](#).

70022 – QP Slave database failed to synchronize

Alarm Type	QP
Description	The MySQL slave failed to synchronize with the master.
Default Severity	Major
Instance	N/A
HA Score	Failed
Clearing Action	This alarm clears when the slave server synchronizes with the master server.
OID	QPMysqlSlaveSyncFailure

Recovery:

1. No action required unless the alarm does not clear within a few hours.
2. If the problem persists, contact [My Oracle Support \(MOS\)](#).

70023 – QP Slave database lagging the master

Alarm Type	QP
Description	The MySQL slave is lagging the master -- The MYSQL slave server is connected to the master server but its database has fallen behind the master database.
Default Severity	Minor

Instance	N/A
HA Score	Degraded
Clearing Action	This alarm clears automatically when the slave database is synchronized with the master database.
OID	QPMysqlSlaveLagging

Recovery:

1. No action required unless the alarm does not clear within a few hours or the condition is repeatedly set and cleared.
2. If either of the problems persists, contact [My Oracle Support \(MOS\)](#).

70024 - QP Slave database is prevented from synchronizing with the master

Alarm Type	QP
Description	The MySQL slave has been prevented from synchronizing with the master -- The MySQL slave database has been prevented from synchronization with the master database because the master database is outdated.
Default Severity	Critical
Instance	N/A
HA Score	Degraded
Clearing Action	This alarm clears when the slave database is synchronized with the master database. This alarm is set on the slave server and will only occur when the active server on the primary site has set alarm 70020. This alarm clears automatically when the slave database is synchronized with the master database.
OID	QPMysqlSlaveSyncPrevented

Recovery:

1. Diagnose the CMP master server to clear its 70020 alarm.
2. Once alarm 70020 is cleared, the slave server will clear alarm 70024.

70025 – QP Slave database is a different version than the master

Alarm Type	QP
Description	The MySQL slave has a different schema version than the master. This alarm is set by the CMP Slave Server during a CMP Server Upgrade or Backout, when the CMP Master Server DB is a different version than the CMP Slave Server DB.
Default Severity	Critical
Instance	N/A
HA Score	DegradedNormal

Clearing Action The slave server clears the alarm when the master DB version is equal to the slave DB version.

OID QPMySQLSchemaVersionMismatch

Recovery:

The Slave Server clears the alarm when the Master Server and the Slave Server again have the same version.

70026 – QP Server Symantec NetBackup Operation in Progress

Alarm Type	QP
Description	Server is performing a Symantec NetBackup Operation.
Default Severity	Minor
Instance	N/A
HA Score	Normal
Clearing Action	Alarm clears when the NetBackup client operation has completed.
OID	QPNetBackupInProgress

Recovery:

1. When operation is complete, alarm should clear.
2. If the alarm does not clear within a few hours, then check the NetBackup Server logs.
3. If the NetBackup Server logs have no errors or if the alarm is occurring over and over, contact [My Oracle Support \(MOS\)](#).

70028 – QP bonded interface is down

Alarm Type	QP
Description	OAM bonded interface bond0 is down; Signaling bonded interface bond1 is down; Signaling bonded interface bond2 is down.
Default Severity	Critical
Instance	OAM, SIGA, SIGB
HA Score	Degraded
Clearing Action	Process qp_hamonitor has detected the VIP is not defined on this bonded network interface; VIP is defined on this bonded network interface and qp_hamonitor process has detected the interface is up
OID	QPBondedInterfaceDown

Recovery:

If the alarm does not clear within a few seconds automatically or if the alarm is occurring over and over, contact [My Oracle Support \(MOS\)](#).

70029 – QP peer node bonded interface is down

Alarm Type	QP
Description	QP Peer Node <i>\${host name}</i> (<i>\${ip addr}</i>) bonded interface bond0 (OAM) is down.
Default Severity	Critical
Instance	Peer_OAM
HA Score	Normal
Clearing Action	Process <code>qp_hamonitor</code> has detected the OAM network interface is up or alarm has been raised for 60 seconds.
OID	QPPeerBondedInterfaceDown

Recovery:

If the alarm does not clear within a few seconds automatically or if the alarm is occurring over and over, contact [My Oracle Support \(MOS\)](#)

70030 – QP backplane bonded interface is down

Alarm Type	QP
Description	Backplane bonded interface bond3 is down.
Default Severity	Critical
Instance	Backplane_bond3
HA Score	Normal
Clearing Action	Process <code>qp_hamonitor</code> has detected the bonded backplane network interface is up or alarm has been raised for 60 seconds.
OID	QPBackplaneBondedInterfaceDown

Recovery:

If the alarm does not automatically clear within a few seconds or if the alarm is occurring over and over, contact [My Oracle Support \(MOS\)](#).

70031 – QP degrade because one or more interfaces are down

Alarm Type	QP
Description	HA status is degraded because selected interface(s) (<i>\${OAM, SIGA, or SIGB}</i>) are down.
Default Severity	Critical
Instance	OAM or SIGA or SIGB
HA Score	Failed

Clearing Action	Process <code>qp_hamonitor</code> has detected all OAM, SIGA and SIGB network interfaces are up, or alarm has been raised for 60 seconds.
OID	QPInterfacesDegrade

Recovery:

If the alarm does not automatically clear within a few seconds or if the alarm is occurring over and over, contact [My Oracle Support \(MOS\)](#).

70032 – QP direct link does not work as configuration

Alarm Type	QP
Description	QP degrade because one or more interfaces are down. This alarm is due to the incorrect configuration of backplane so that it cannot be applied to the system.
Default Severity	Notice
Instance	N/A
HA Score	Normal
Clearing Action	N/A
OID	QPBpMismatch

Recovery:

Check the validity of backplane IP Address and Comcol table LogicPath.

70038 – QP has blocked IPv4 traffic on an OAM interface

Alarm Type	QP
Description	This alarm is raised on each server if IPv4 is blocked on an OAM. After <code>qpIPv4Harvest -block_oam_ipv4</code> is finished successfully, this alarm is raised.
Default Severity	Minor
Instance	N/A
HA Score	Normal
Clearing Action	This alarm is cleared by <code>qpIPv4Harvest -harvest_oam_only</code> or <code>qpIPv4Harvest -harvest_oam_all</code> .
OID	QPHasBlockedIPv4

Recovery:

Rollback changes in `qpIPv4Harvest -block_oam_ipv4`; Or continue to run `qpIPv4Harvest -harvest_oam_only`.

70039 – QP has blocked IPv4 traffic on all interfaces

Alarm Type	QP
Description	This alarm is raised on each server if IPv4 is blocked on all interfaces. After <code>qpIPv4Harvest -block_all_ipv4</code> is finished successfully, this alarm is raised.
Default Severity	Minor
Instance	N/A
HA Score	Normal
Clearing Action	This alarm is cleared by <code>qpIPv4Harvest -harvest_all</code> .
OID	QPHasBlockedIPv4

Recovery:

Rollback changes in `qpIPv4Harvest -block_all_ipv4`; Or continue to run `qpIPv4Harvest -harvest_all`.

70040 – Failure to block IPv4 on the OAM interface

Alarm Type	QP
Description	This alarm is raised when there is a failure to block IPv4 on an OAM interface.
Default Severity	Minor
Instance	N/A
HA Score	Normal
Clearing Action	This alarm will be cleared automatically in 60 minutes. Or it can be cleared once the cluster/site has successfully blocked IPv4 on an OAM interface.
OID	QPFailedToBlockOAMIpv4

Recovery:

Correct the error conditions and run `qpIPv4Harvest -block_oam_ipv4` again.

70041 – Failure to block IPv4 on the all interfaces.

Alarm Type	QP
Description	This alarm is raised when there is a failure to block IPv4 on all interfaces.
Default Severity	Minor
Instance	N/A
HA Score	Normal

Clearing Action This alarm will be cleared automatically in 1 hour. Or it can be cleared once the cluster/site has successfully blocked IPv4 on all interfaces.

OID QPFailedToBlockAllIpv4

Recovery:

Correct the error conditions, and run `qpIPv4Harvest -block_all_ipv4` again.

70042 – Failure to remove OAM IPv4 addresses from the cluster/site.

Alarm Type QP

Description This alarm is raised when there is a failure to remove OAM IPv4 addresses from cluster/site

Default Severity Minor

Instance N/A

HA Score Normal

Clearing Action This alarm will be cleared automatically in 1 hour. Or it can be cleared once the OAM IPv4 addresses are successfully removed.

OID QPFailedToRemoveOAMIpv4

Recovery:

Correct the error conditions and do the harvest again.

70043 – Failure to remove all IPv4 addresses from the cluster/site

Alarm Type QP

Description This alarm is raised when there is a failure to remove all IPv4 addresses from cluster/site.

Default Severity Minor

Instance N/A

HA Score Normal

Clearing Action This alarm will be cleared automatically in 1 hour. Or it can be cleared once all IPv4 addresses are successfully removed.

OID QPFailedToRemoveAllIpv4

Recovery:

Correct the error conditions and do harvest again.

70044 – Failure to rollback changes for removing IPv4 addresses

Alarm Type QP

Description	This alarm is raised when there is a failure to rollback changes for removing IPv4 addresses.
Default Severity	Minor
Instance	N/A
HA Score	Normal
Clearing Action	This alarm will be cleared automatically in 1 hour. Or it can be cleared once the rollback action finished successfully.
OID	QPFailedToRollbackRecaptureIpv4

Recovery:

Correct the error conditions and do the rollback again.

70045 – DNS Server is not available

Alarm Type	QP
Description	The DNS Server is not available.
Default Severity	Major
Instance	N/A
HA Score	Normal
Clearing Action	This alarm will be cleared automatically after 120 seconds.
OID	QPDNSServerIsNotAvailable

Recovery:**70050 – QP Timezone change detected**

Alarm Type	QP
Description	Time zone has been changed using <code>plattcfg</code> . Application needs to be restarted.
Default Severity	Minor
Instance	N/A
HA Score	Normal
Clearing Action	This alarm clears when the application is restarted (<code>qp_procmgr</code> restarted). This is not an auto-clear alarm.
OID	QPTimezonechangedetected

Recovery:

If the alarm does not automatically clear within a few seconds or if the alarm is occurring over and over, contact [My Oracle Support \(MOS\)](#).

70500 – System Mixed Version

Alarm Type	QP
Description	There are multiple software versions running in the system because of an upgrade or backout. This alarm is raised when the upgrade director determines that different versions of code are running in the topology. This is expected during an upgrade. It is intended to be a signal that further upgrade activity is required before the system is fully consistent.
Default Severity	Minor
Instance	N/A
HA Score	Normal
Clearing Action	N/A
OID	SystemMixedVersion

Recovery:

1. The upgrade director will clear this condition once all servers are running a consistent version.
2. If the alarm does not clear automatically, contact [My Oracle Support \(MOS\)](#).

70501 – Cluster Mixed Version

Alarm Type	QP
Description	There are multiple software versions running in a cluster because of an upgrade or backout. Since the cluster is in mixed version, its behavior is likely to be impaired (for example, loss of redundancy/replication). Certain operations may not be possible for the cluster while this alarm is asserted. This alarm is raised when the upgrade director determines that different versions of code are running in the specified cluster. This is expected during an upgrade. It is intended to be a signal that further upgrade activity is required before the cluster is fully consistent.
Default Severity	Minor
Instance	The Comcol ID of the cluster.
HA Score	Normal
Clearing Action	N/A
OID	ClusterMixedVersion

Recovery:

1. The upgrade director will clear this condition once all servers in the cluster are running a consistent version.
2. If the alarm does not clear automatically, contact [My Oracle Support \(MOS\)](#).

70502 – Cluster Replication Inhibited

Alarm Type	QP
Description	The upgrade director will inhibit replication to a server if it determines that replication would result in a corrupted database. This can happen if there is an incompatibility between different versions.
Default Severity	Minor
Instance	The Comcol ID of the server. Note: The alarm text will contain the proper host name of the server.
HA Score	Normal
Clearing Action	N/A
OID	ClusterReplicationInhibited

Recovery:

1. Once the server completes the upgrade or backout, the upgrade director will clear the inhibition and the alarm.
2. If the alarm does not clear automatically, contact [My Oracle Support \(MOS\)](#).

70503 – Server Forced Standby

Alarm Type	QP
Description	The upgrade director will place a server into forced standby if it is NOT running the same version of software as the active server in the cluster. This alarm signals that the upgrade director has taken this action.
Default Severity	Minor
Instance	The Comcol ID of the server. Note: The alarm text will contain the proper hostname of the server.
HA Score	Normal
Clearing Action	N/A
OID	ServerForcedStandby

Recovery:

1. When the server completes the upgrade or backout, the upgrade director will take the server out of forced standby.
2. If the alarm does not clear automatically, contact [My Oracle Support \(MOS\)](#).

70505 – ISO Mismatch

Alarm Type	QP
-------------------	----

Description	The server's ISO is not the expected version. This alarm is raised when the upgrade director determines that the 'pending ISO' (the one that would be installed if we attempted an upgrade) is not consistent with what is expected (for example, the wrong version).
Default Severity	Minor
Instance	The Comcol ID of the server. Note: The alarm text will contain the proper host name of the server.
HA Score	Normal
Clearing Action	N/A
OID	ISOMismatch

Recovery:

1. Have the operator remove the offending ISO from `/var/TKLC/log` on the affected machine.
2. If the alarm does not clear automatically, contact [My Oracle Support \(MOS\)](#).

70506 – Upgrade Operation Failed

Alarm Type	QP
Description	An action initiated by the upgrade director has failed.
Default Severity	Minor
Instance	The Comcol ID of the server. Note: The alarm text will contain the proper hostname of the server.
HA Score	Normal
Clearing Action	N/A
OID	UpgradeOperationFailed

Recovery:

If the alarm does not automatically clear, contact [My Oracle Support \(MOS\)](#).

70507 – Upgrade In Progress

Alarm Type	QP
Description	An upgrade or backout action on a server is in progress.
Default Severity	Minor
Instance	The Comcol ID of the server. Note: The alarm text will contain the proper host name of the server.
HA Score	Normal

Clearing Action	N/A
OID	UpgradeInProgress

Recovery:

1. Once the upgrade/backout process has completed, the upgrade director will clear this alarm.
2. If the alarm does not clear automatically, contact [My Oracle Support \(MOS\)](#).

70508 – Server Is Zombie

Alarm Type	QP
Description	A server has failed an upgrade or backout and now is in an unknown state.
Default Severity	Critical
Instance	The Comcol ID of the server. Note: The alarm text will contain the proper host name of the server.
HA Score	Normal
Clearing Action	N/A
OID	ServerIsZombie

Recovery:

If the alarm does not clear automatically, contact [My Oracle Support \(MOS\)](#).

Policy Server Alarms (71000-79999)

This section provides a list of Policy Server alarms (71000-79999) which are generated by policy devices, such as MPE devices and MRA devices.

71001 – Remote Diversion Not Possible

Alarm Type	PCRF
Description	This alarm occurs when all other associated MRA devices are currently unavailable for remote diversion.
Default Severity	Minor
Instance	N/A
HA Score	Normal
Clearing Action	Auto clear after 7200 seconds.
OID	RemoteDiversionNotPossible

Recovery:

If the problem persists, contact [My Oracle Support \(MOS\)](#).

71002 – OM Stats Parse Error

Alarm Type	PCRF
Description	OM statistics task could not parse statistics information.
Default Severity	Minor
Instance	N/A
HA Score	Normal
Clearing Action	Auto clears after 7200 seconds.
OID	OmStatsParseError

Recovery:

If the problem persists, contact [My Oracle Support \(MOS\)](#).

71003 – OM Stats Exception Error

Alarm Type	PCRF
Description	OM statistics task could not generate particular statistics due to an exception.
Default Severity	Minor
Instance	N/A
HA Score	Normal
Clearing Action	Auto clear after 7200 seconds (120 minutes).
OID	OmStatsExceptionError

Recovery:

If the problem persists, contact [My Oracle Support \(MOS\)](#).

71004 – AM Conn Lost

Alarm Type	PCRF
Description	AM socket closed.
Default Severity	Minor
Instance	N/A
HA Score	Normal
Clearing Action	AM connection restored to remote peer.
OID	AMConnLost

Recovery:

1. Check the availability of the AM.
2. Check the AM log for a recent failover or other operations that can interrupt communications.
3. If the AM has not failed, make sure that the path from the AM to the MPE device (port 3918) is operational.
4. If the problem persists, contact [My Oracle Support \(MOS\)](#).

71005 – OM Stats Value Exceed Error

Alarm Type	PCRF
Description	OM statistics value has been truncated to fit the data size.
Default Severity	Minor
Instance	N/A
HA Score	Normal
Clearing Action	Auto clears after 7200 seconds.
OID	OmStatsValueExceedError

Recovery:

If the problem persists, contact [My Oracle Support \(MOS\)](#).

71101 – DQOS Downstream Connection Closed

Alarm Type	PCRF
Description	DQoS Downstream connection is closed.
Default Severity	Minor
Instance	N/A
HA Score	Normal
Clearing Action	DQoS connection restored to a remote peer.
OID	DqosDownstreamConnectionClosed

Recovery:

If the problem persists, contact [My Oracle Support \(MOS\)](#).

71102 – MSC Conn Lost

Alarm Type	PCRF
Description	MSC connection lost. The connection was lost to the specified CMTS or downstream policy server.
Default Severity	Minor
Instance	N/A

HA Score	Normal
Clearing Action	Connection to a remote peer is restored.
OID	MSCConnLost

Recovery:

1. Check configuration and availability of the network element.
2. Check the network element for a reboot or other service interruption.
3. If the element has not failed, make sure that the network path from the MPE device to the element (port 3918) is operational.
4. If the problem persists, contact [My Oracle Support \(MOS\)](#).

71103 – PCMM Conn Lost

Alarm Type	PCRF
Description	PCMM connection lost. The connection was lost to the specified CMTS or downstream policy server.
Default Severity	Minor
Instance	N/A
HA Score	Normal
Clearing Action	Restore the connection to a remote peer.
OID	PCMMConnLost

Recovery:

1. Check configuration and availability of the network element.
2. Check the network element for a reboot or other service interruption.
3. If the element has not failed, make sure that the network path from the MPE device to the element (port 3918) is operational.
4. If the problem persists, contact [My Oracle Support \(MOS\)](#).

71104 – DQOS AM Connection Closed

Alarm Type	PCRF
Description	DQoS AM Connection Closed.
Default Severity	Minor
Instance	N/A
HA Score	Normal
Clearing Action	Connection to a remote peer is restored.
OID	DqosAmConnectionClosed

Recovery:

If the problem persists, contact [My Oracle Support \(MOS\)](#).

71204 – SPC Conn Closed

Alarm Type	PCRF
Description	SPC connection closed.
Default Severity	Minor
Instance	N/A
HA Score	Normal
Clearing Action	Connection to a remote peer is restored.
OID	SPCConnClosed

Recovery:

If the problem persists, contact [My Oracle Support \(MOS\)](#).

71402 – Connectivity Lost

Alarm Type	PCRF
Description	Diameter connection socket is closed.
Default Severity	Minor
Instance	N/A
HA Score	Normal
Clearing Action	This alarm clears automatically after 7200 seconds or the connection to a Diameter peer is restored.
OID	ConnectivityLost

Recovery:

1. Check the configuration and availability of the network element.
2. Check the network element for a reboot or other service interruption.
3. If the network element has not failed, ensure the network path from the device to the network element is operational.
4. If the problem persists, contact [My Oracle Support \(MOS\)](#).

71403 – Connectivity Degraded

Alarm Type	PCRF
Description	A connection with a Diameter peer has been closed by a network element.
Default Severity	Minor
Instance	N/A
HA Score	Normal

Clearing Action This alarm clears automatically after 7200 seconds or the connection to a Diameter peer is restored.

OID ConnectivityDegraded

Recovery:

1. Check the configuration and availability of the network element.
2. Check the network element for a reboot or other service interruption.
3. If the network element has not failed, ensure the network path from the device to the network element is operational.
4. If the problem persists, contact [My Oracle Support \(MOS\)](#).

71408 – Diameter New Conn Rejected

Alarm Type PCRF

Description Diameter new connection rejected as an already functioning one exists. A Diameter peer (identified by its Diameter Identity) attempted to establish a connection with the device although it already has a valid connection. The Diameter protocol allows only one connection from a particular peer.

Note: This situation only occurs when DIAMETER.AllowMultipleConnectionsPerPeer is set to false, or when the multiple connections setting is turned off on the Advanced Settings of the Policy Server tab in the CMP system.

Default Severity Minor

Instance N/A

HA Score Normal

Clearing Action This alarm clears automatically after 300 seconds.

OID DIAMETERNewConnRejected

Recovery:

1. Check the peer configuration and ensure that the peer sees a valid connection with the device.
2. If the problem persists, contact [My Oracle Support \(MOS\)](#).

71414 – SCTP Path Status Changed

Alarm Type PCRF

Description SCTP Path Status Changed. Occurs when an MPE or MRA device is multihoming. The alarm occurs when one path fails, and clears when the path becomes available again. If the path that is currently transmitting Diameter messages fails, the alarm is triggered when the SCTP association tries to send the next Diameter message. If the path is not transmitting Diameter messages (it is a backup) then it may take up to 30 seconds for the alarm to be triggered, since heartbeat chunks are sent every 30 seconds.

Default Severity Minor

Instance	Peer address + Association ID
HA Score	Normal
Clearing Action	This alarm clears automatically after 7200 seconds (2 hours).
OID	SctpPathStatusChanged

Recovery:

If the problem persists, contact [My Oracle Support \(MOS\)](#).

71605 – LDAP Conn Failed

Alarm Type	PCRF
Description	Connection to LDAP server failed.
Default Severity	Minor
Instance	N/A
HA Score	Normal
Clearing Action	Connection to LDAP server is restored or clears automatically after 7200 seconds (2 hours).
OID	LdapConnFailed

Recovery:

1. Verify that there is no problem with the LDAP server or the network path used to reach the server.
2. If the problem persists, contact [My Oracle Support \(MOS\)](#).

71630 – DHCP Unexpected Event ID

Alarm Type	PCRF
Description	DHCP Communication exception.
Default Severity	Minor
Instance	N/A
HA Score	Normal
Clearing Action	Next successful DHCP operation will clear this alarm.
OID	DHCPUnexpectedEventId

Recovery:

If the problem persists, contact [My Oracle Support \(MOS\)](#).

71631 – DHCP Unable to Bind Event ID

Alarm Type	PCRF
Description	DHCP unable to bind event ID.

Default Severity	Minor
Instance	N/A
HA Score	Normal
Clearing Action	Next successful DHCP bind operation will clear this alarm or clears automatically after 60 seconds.
OID	DHCPUnableToBindEventId

Recovery:

1. If this alarm occurs infrequently, monitor the health of the system.
2. If this alarm occurs frequently, contact [My Oracle Support \(MOS\)](#).

71632 – DHCP Response Timeout Event ID

Alarm Type	PCRF
Description	DHCP Response Timeout Event Id.
Default Severity	Minor
Instance	N/A
HA Score	Normal
Clearing Action	This alarm clears automatically after 60 seconds.
OID	DHCPResponseTimeoutEventId

Recovery:

1. If this alarm occurs infrequently, then monitor the health of the system.
2. If this alarm occurs frequently, contact [My Oracle Support \(MOS\)](#).

71633 – DHCP Bad Relay Address Event ID

Alarm Type	PCRF
Description	DHCP bad relay address event id.
Default Severity	Minor
Instance	N/A
HA Score	Normal
Clearing Action	This alarm clears automatically after 30 seconds.
OID	DHCPBadRelayAddressEventId

Recovery:

1. If this alarm occurs infrequently, then monitor the health of the system.
2. If this alarm occurs frequently, contact [My Oracle Support \(MOS\)](#).

71634 – DHCP Bad Primary Address Event ID

Alarm Type	PCRF
Description	DHCP no primary address specified.
Default Severity	Minor
Instance	N/A
HA Score	Normal
Clearing Action	This alarm clears automatically after 30 seconds.
OID	DHCPBadPrimaryAddressEventId

Recovery:

1. If this alarm occurs infrequently, then monitor the health of the system.
2. If this alarm occurs frequently, contact [My Oracle Support \(MOS\)](#).

71635 – DHCP Bad Secondary Address Event ID

Alarm Type	PCRF
Description	DHCP no secondary address specified.
Default Severity	Minor
Instance	N/A
HA Score	Normal
Clearing Action	This alarm clears automatically after 30 seconds.
OID	DHCPBadSecondaryAddressEventId

Recovery:

1. If this alarm occurs infrequently, then monitor the health of the system.
2. If this alarm occurs frequently, contact [My Oracle Support \(MOS\)](#).

71684 – SPR Connection Closed

Alarm Type	PCRF
Description	SPR Closing a secondary connection to revert to primary connection.
Default Severity	Minor
Instance	N/A
HA Score	Normal
Clearing Action	Connection to SPR is restored.
OID	SPRConnectionClosed

Recovery:

If the problem persists, contact [My Oracle Support \(MOS\)](#).

71685 – MSR DB Not Reachable

Alarm Type	PCRF
Description	Unable to connect to Multimedia Subscriber Repository (MSR) after several attempts.
Default Severity	Minor
Instance	N/A
HA Score	Normal
Clearing Action	Connection to MSR is restored.
OID	MSRDBNotReachable

Recovery:

1. Verify that there is no problem with the MSR server or the network path used to reach the server.
2. If the problem persists, contact [My Oracle Support \(MOS\)](#).

71702 – BRAS Connection Closed

Alarm Type	PCRF
Description	BRAS Connection Closed. The MPE device lost a connection to the B-RAS element of the gateway.
Default Severity	Minor
Instance	N/A
HA Score	Normal
Clearing Action	Connection to BRAS is restored.
OID	BrasConnectionClosed

Recovery:

1. Check availability of the gateway.
2. If the gateway has not failed, make sure that the path from the gateway to the MPE is operational.
3. If the problem persists, contact [My Oracle Support \(MOS\)](#).

71703 – COPS Unknown Gateway

Alarm Type	PCRF
Description	COPS Unknown Gateway. An unknown gateway is trying to establish a COPS-PR connection to the MPE device.
Default Severity	Minor
Instance	N/A

HA Score	Normal
Clearing Action	COPS network element is associated with MPE device.
OID	COPSEUnknownGateway

Recovery:

1. Check the configuration of the network elements in the CMP system. There should be a B-RAS network element for this gateway and that B-RAS must be associated with this MPE device.
2. Make sure that the configuration of the B-RAS network element is consistent with the provisioned information on the gateway.
The network element name in the CMP system must match the provisioned router name on the gateway.
3. If the problem persists, contact [My Oracle Support \(MOS\)](#).

71801 – PCMM No PCEF

Alarm Type	PCRF
Description	This alarm is raised when the MPE cannot find the PCEF. The alarm is disabled by default unless the user sets <code>RC.TrapNoPcefEnabled</code> to true in <code>RCMgr</code> . This update occurs in both the MPE-R and MPE-S. The <code>SubId</code> in the alarm details is actually CMTSIP if the MPE uses CMTSIP to find PCEF when it receives PCMM requests. The PCMM requests may be <code>GateSet/GateInfo/GateDelete</code> .
Default Severity	Minor
Instance	N/A
HA Score	Normal
Clearing Action	This alarm clears automatically after 60 seconds.
OID	PCMMNoPCEF

Recovery:

1. If this alarm occurs infrequently, monitor the health of the system.
2. If this alarm occurs frequently, contact [My Oracle Support \(MOS\)](#).

71805 – PCMM Non Connection PCEF

Alarm Type	PCRF
Description	PCMM Non Connection to PCEF.
Default Severity	Minor
Instance	N/A
HA Score	Normal
Clearing Action	This alarm clears automatically after 60 seconds.
OID	PCMMNonConnectionPCEF

Recovery:

1. If this alarm occurs infrequently, monitor the health of the system.
2. If this alarm occurs frequently, contact [My Oracle Support \(MOS\)](#).

72198 – SMSR SMSC Switched to Primary

Alarm Type	PCRF
Description	Switched to primary Short Message Service Center (SMSC). Switched from Secondary to Primary SMSC.
Default Severity	Minor
Instance	SMSC address
HA Score	Normal
Clearing Action	This alarm automatically clears after 60 minutes (3600 seconds).
OID	SMSRSMSCSwitchedToPrimary

Recovery:

No action necessary.

72199 – SMSR SMSC Switched to Secondary

Alarm Type	PCRF
Description	Switched to Secondary Short Message Service Center (SMSC). Switched from Primary to Secondary SMSC.
Default Severity	Minor
Instance	SMSC Address
HA Score	Normal
Clearing Action	This alarm automatically clears after 60 minutes (3600 seconds).
OID	SMSRSMSCSwitchedToSecondary

Recovery:

No action necessary.

72210 – PCMM Reached Max Gates Event ID

Alarm Type	PCRF
Description	PCMM Reached Maximum Gates. A subscriber at IP address <i>ip-addr</i> has reached the configured maximum number of upstream gates.
Default Severity	Minor
Instance	N/A

HA Score	Normal
Clearing Action	This alarm clears automatically after 60 seconds.
OID	PCMMReachedMaxGatesEventId

Recovery:

1. If this alarm occurs infrequently, monitor the health of the system.
2. If this alarm occurs frequently, contact [My Oracle Support \(MOS\)](#).

72211 – PCMM Reached Max GPI Event ID

Alarm Type	PCRF
Description	PCMM Reached Maximum GPI. A subscriber at IP address <i>ip-addr</i> has reached the configured maximum grants per interval on all upstream gates.
Default Severity	Minor
Instance	N/A
HA Score	Normal
Clearing Action	This alarm clears automatically after 60 seconds.
OID	PCMMReachedMaxGPIEventId

Recovery:

1. This subscriber address is exceeding the capacity; attention is required.
2. If the problem persists, contact [My Oracle Support \(MOS\)](#).

72501 – SCE Connection Lost

Alarm Type	PCRF
Description	Service Control Engine (SCE) Connection is lost.
Default Severity	Minor
Instance	N/A
HA Score	Normal
Clearing Action	Connection to SCE is restored.
OID	SCEConnectionLost

Recovery:

If the problem persists, contact [My Oracle Support \(MOS\)](#).

72549 – SMSR Queue Full

Alarm Type	PCRF
------------	------

Description	Short Message Service Relay (SMSR) internal queue is full: notification internal queue has reached capacity. Messages will be rejected until the queue space becomes available.
Default Severity	Minor
Instance	SMSR queue
HA Score	Normal
Clearing Action	Available capacity is restored and queue begins to accept new messages or automatically clears after 60 minutes (3600 seconds).
OID	SMSRQueueFull

Recovery:

Check configuration and availability of the destination service to ensure there are no connections problems and that the network path from the MPE device to the element (host/port/resource location) is operational.

72559 – SMSR SMSC Connection Closed

Alarm Type	PCRF
Description	SMSC connection closed.
Default Severity	Minor
Instance	SMSC address
HA Score	Normal
Clearing Action	This alarm automatically clears after 60 minutes (3600 seconds) or when the SMSC connection is restored.
OID	SMSRSMSCConnectionClosed

Recovery:

No action necessary.

72565 – SMSR SMTP Connection Closed

Alarm Type	PCRF
Description	Simple Mail Transfer Protocol (SMTP) connection closed. SMTP connection has been closed to MTA <i>{IP Address}</i> .
Default Severity	Minor
Instance	<i>{host name of MTA}</i>
HA Score	Normal
Clearing Action	This alarm automatically clears after 60 minutes (3600 seconds) or when the SMTP connection is restored.
OID	SMSRSMTPConnectionClosed

Recovery:

If the problem persists, contact [My Oracle Support \(MOS\)](#).

72575 – SMSR HTTP Connection Closed

Alarm Type	PCRF
Description	The connection to a configured Policy Notification destination was lost.
Default Severity	Minor
Instance	Destination Name
HA Score	Normal
Clearing Action	Auto clears after 60 minutes (3600 seconds) or when HTTP connection is restored.
OID	SMSRHTTPConnectionClosed

Recovery:

1. Check configuration, including URL, and availability of the destination service.
2. Check the client for reboot or other service interruption.
3. If the element has not failed, make sure that the network path from the MPE device to the element (host/port/resource location) is operational.
4. If the problem persists, contact [My Oracle Support \(MOS\)](#).

72703 – RADIUS Server Failed

Alarm Type	PCRF
Description	RADIUS server start failed.
Default Severity	Minor
Instance	N/A
HA Score	N/A
Clearing Action	N/A
OID	RADIUSServerFailed

Recovery:

If the problem persists, contact [My Oracle Support \(MOS\)](#).

72706 - RADIUS Server Corrupt Auth

Alarm Type	PCRF
Description	RADIUS authenticator is corrupted.
Severity	Minor

Instance	N/A
HA Score	N/A
Clearing Action	N/A
OID	RADIUServerCorrupAuth

Recovery:

Check the connectivity and configuration of the RADIUS server.

72904 – Diameter Too Busy

Alarm Type	PCRF
Description	System has entered a busy state.
Default Severity	Minor
Instance	N/A
HA Score	Normal
Clearing Action	The Diameter load drops below admission criteria thresholds or this alarm clears automatically after 30 seconds.
OID	DiameterTooBusy

Recovery:

1. If this alarm occurs infrequently, then monitor the health of the system.
2. If this alarm occurs frequently, contact [My Oracle Support \(MOS\)](#).

72905 – Radius Too Busy

Alarm Type	PCRF
Description	RADIUS load shedding set a busy state.
Default Severity	Minor
Instance	N/A
HA Score	Normal
Clearing Action	The RADIUS load drops below admission criteria thresholds or this alarm clears automatically after 30 seconds.
OID	RadiusTooBusy

Recovery:

1. If this alarm occurs infrequently, then monitor the health of the system.
2. If this alarm occurs frequently, contact [My Oracle Support \(MOS\)](#).

74000 – Policy Server Critical Alarm

Alarm Type	PCRF
------------	------

Description	Critical Policy alarm.
Default Severity	Critical
Instance	N/A
HA Score	Normal
Clearing Action	This alarm can be cleared by a policy or clears automatically after 3600 seconds (60 minutes).
OID	PolicyServerCriticalAlarm

Recovery:

If the problem persists, contact [My Oracle Support \(MOS\)](#).

74001 – Policy Server Major Alarm

Alarm Type	PCRF
Description	Major Policy alarm.
Default Severity	Major
Instance	N/A
HA Score	Normal
Clearing Action	This alarm can be cleared by a policy or clears automatically after 3600 seconds (60 minutes).
OID	PolicyServerMajorAlarm

Recovery:

If the problem persists, contact [My Oracle Support \(MOS\)](#).

74002 – Policy Server Minor Alarm

Alarm Type	PCRF
Description	Minor Policy alarm.
Default Severity	Minor
Instance	N/A
HA Score	Normal
Clearing Action	This alarm can be cleared by a policy or clears automatically after 3600 seconds (60 minutes).
OID	PolicyServerMinorAlarm

Recovery:

If the problem persists, contact [My Oracle Support \(MOS\)](#).

74020 – Stats Files Generator Delete Expire Files

Alarm Type	PCRF
Description	Delete expire files. Stats Files Generator Task has removed some files which were not synchronized to remote servers (<i>{external system IP}</i> , <i>{external system IP}</i> , etc).
Default Severity	Major
Instance	Stats files generator
HA Score	Normal
Clearing Action	The alarm is automatically cleared after 300 seconds (5 minutes).
OID	StatsFilesGeneratorDeleteExpireFiles

Recovery:

Check all enabled Stats Files Synchronization tasks status in the DC (Data Collection) tasks of CMP system and ensure they are configured successfully.

74021 – Files Synchronization Failure

Alarm Type	PCRF
Description	Files synchronization failure. Files Synchronization <i>#{num}</i> task failed to synchronize local to remote server (<i>{external system Host Name/IP}</i>) after retry <i>{num}</i> times, where: <ul style="list-style-type: none"> <i>{num}</i> is task # <i>{num}</i> is retry times (1 to 5) <i>{external system Host Name/IP}</i> is the user-defined remote server's IP address to which files are synchronized
Default Severity	Minor
Instance	Stats files synchronization
HA Score	Normal
Clearing Action	Auto clear 300 seconds
OID	FilesSynchronizationFailure

Recovery:

1. Check the network status of the remote server which you configured in the Stats Files Synchronization task.
2. Ensure remote server supports SSH protocol and you configured the user name and password correctly.

74022 - Files Uploading Failure

Alarm Type	PCRF
-------------------	------

Description	PM Statistics Files Uploading Task failed to upload local statistics files to FTP server <i>FTP server Host Name/IP</i> after retry <i>number</i> times.
Default Severity	Major
Instance	N/A
HA Score	Normal
Clearing Action	This alarm automatically clears after 5 minutes (300 seconds).
OID	FilesUploadingFailureNotify

Recovery:

1. Fix network problems or verify FTP configuration information, which is defined in the scheduler task of the CMP system.
2. If the issue does not resolve, contact [My Oracle Support \(MOS\)](#).

74102 - CMTS Subnet Overlapped

Alarm Type	
Description	Overlapped subnets are present on the CMTS.
Default Severity	Minor
Instance	N/A
HA Score	Normal
Clearing Action	Auto clears when task runs again.
OID	CmtsSubnetOverlapped

Recovery:

1. Go to Schedule Tasks Administration with menu item **System Administration > Scheduled Tasks**.
2. Open Subnet Overlap Detector Task hyperlink.
3. Open Subnet Overlapping Report by clicking 'details' hyperlink in Exit Status Message.
4. Refer to Subnet Overlap Report for overlapped subnets of CMTS detail information.
5. Reconfigure the subnets of CMTS to resolve the overlap.
6. Run the Subnet Overlap Detector task again.
7. If the issue still exists, repeat the previous steps.

74103 - NES Without CMTS IP

Alarm Type	
Description	This alarm is raised when Routing by CMTS IP is enabled and Network Elements exist without CMTS IP addresses assigned.
Default Severity	Minor
Instance	N/A

HA Score	Normal
Clearing Action	This alarm automatically clears after 30 seconds.
OID	NeWithoutCmtsIp

Recovery:

If the problem persists, contact [My Oracle Support \(MOS\)](#).

74602 - Multiple Active In Cluster Failure

Alarm Type	QP
Description	Multiple Active servers have been detected in the same cluster; the cluster is in Split Brain state.
Default Severity	Major
Instance	N/A
HA Score	Normal
Clearing Action	This alarm clears when HA recovers or clears automatically after 30 minutes (1800 seconds). When HA recovers there will be only one Active server in a cluster.
OID	QPMultipleActiveInClusterFailure

Recovery:

1. Fix network problems and restore connectivity.
2. Place one of the Active servers in the cluster into Forced Standby mode.
3. If the problem persists, contact [My Oracle Support \(MOS\)](#).

74603 - Max Primary Cluster Failure Threshold

Alarm Type	QP
Description	The number of failed MPE pairs reaches the threshold of <i>configured threshold value</i> at <i>site name</i> .
Default Severity	Major
Instance	N/A
HA Score	Normal
Clearing Action	This alarm clears when the number of failed MPE pairs remain at a lower value than the threshold of <i>max primary site failure threshold</i> at <i>site</i> , or clears automatically after 30 minutes (1800 seconds).
OID	QPMMaxMPEPrimaryClusterFailure

Recovery:

1. When the failure count drops below the threshold value and stays below the threshold for 30 seconds, the alarm is cleared. (The 30 seconds delay prevents the alarm from being cleared too soon.)

2. If alarm does not clear automatically, contact [My Oracle Support \(MOS\)](#).

74604 - MPE Cluster Offline Failure

Alarm Type	QP
Description	Policy Cluster is offline.
Default Severity	Critical
Instance	N/A
HA Score	Normal
Clearing Action	This alarm clears when a server in the MPE cluster comes online. The alarm clears automatically after 30 minutes (1800 seconds).
OID	QPMPEClusterOfflineFailure

Recovery:

1. When a server comes online (in Active, Standby, or Spare state), the alarm is cleared. Please check whether all servers are powered down or rebooted at that time.
2. If alarm does not clear automatically, contact [My Oracle Support \(MOS\)](#).

74605 - Subscriber Trace Backup Failure

Alarm Type	QP
Description	The script responsible for backing up the subscriber trace log has failed.
Default Severity	Minor
Instance	N/A
HA Score	Normal
Clearing Action	
OID	SubscriberTraceBackupFailure

Recovery:

1. When a server comes online (in Active, Standby, or Spare state), the alarm is cleared. Please check whether all servers are powered down or rebooted at that time.
2. If alarm does not clear automatically, contact [My Oracle Support \(MOS\)](#).

75000 - Policy Library Loading Failed

Alarm Type	PCRF
Description	Policy library loading failed. PCRF was unable to load the latest policy library. If this alarm occurred at startup time or at failover, this indicates the PCRF does not have any policies deployed. If this alarm occurred on a new policy push when PCRF was running with some existing

	policies, this alarm indicates that the PCRF will continue to run with those existing policies.
Default Severity	Minor
Instance	N/A
HA Score	Normal
Clearing Action	Performing a reapply config may fix the problem.
OID	PolicyLoadingLibraryFailed

Recovery:

1. Perform a reapply config from the CMP system to reload the library.
2. If the problem persists, contact [My Oracle Support \(MOS\)](#).

77904 - BOD PCMM Too Busy

Alarm Type	PCRF
Description	BOD PCMM load shedding set a busy state.
Default Severity	Minor
Instance	N/A
HA Score	Normal
Clearing Action	This alarm clears automatically after 30 seconds.
OID	BODPCMMTooBusy

Recovery:

If the problem persists, contact [My Oracle Support \(MOS\)](#).

77905 - BOD DIAMETER Too Busy

Alarm Type	PCRF
Description	BOD DIAMETER Too Busy
Default Severity	Minor
Instance	N/A
HA Score	Normal
Clearing Action	This alarm clears automatically after 30 seconds.
OID	BODDiameterTooBusy

Recovery:

If the problem persists, contact [My Oracle Support \(MOS\)](#).

78000 - ADS Connection Lost

Alarm Type	PCRF
Description	ADS Connection Lost. The Analytics Data Stream (ADS) connection was lost to the specified client.
Default Severity	Minor
Instance	Analytics Client ID
HA Score	Normal
Clearing Action	Connection to a remote peer is restored by the same client (ID), or automatically clears in 60 minutes (3600 seconds).
OID	ADSConnectionLost

Recovery:

1. Check configuration and availability of the analytics client.
2. Check the client for reboot or other service interruption.
3. If the element has not failed, make sure that the network path from the MPE device to the element (port 222) is operational.
4. If the problem persists, contact [My Oracle Support \(MOS\)](#).

78001 - Rsync Failed

Alarm Type	PCRF
Description	Transfer of Policy jar files failed. PCRF was unable to transfer the latest policy library from the active to the standby server. The alarm can be raised by the active server when a policy change is made or a Reapply Configuration is performed. It can be raised by the standby server during startup if it was unable to get the policy jar file from the active server during startup.
Default Severity	Minor
Instance	N/A
HA Score	Normal
Clearing Action	Since the alarm can be raised by both the active and standby servers, the alarm will not clear once the problem is fixed. It will automatically clear in 60 minutes (3600 seconds).
OID	RsyncFailed

Recovery:

1. This alarm can be ignored during a mixed version upgrade (for example, 7.5/7.6 to 9.1) and when rebooting both servers on the MPE device.
2. If the alarm is seen on the MRA device, it indicates the logback config files are not transferring, which is harmless to the operation.

3. The most likely cause is that the ssh keys have not been exchanged; ensure they are exchanged correctly.
4. Perform a Reapply Configuration.
5. If performing a Reapply Configuration does not fix the problem, another alarm will be raised by the active server for that particular operation. If the problem persists, contact [My Oracle Support \(MOS\)](#).

79002 - Sess DB Size Reached Threshold

Alarm Type	PCRF
Description	Total session database size reached maximum threshold percentage of planned session database size.
Default Severity	Minor
Instance	N/A
HA Score	Normal
Clearing Action	Total session database size goes below minimum threshold percentage of planned session database size.
OID	SessDBSizeReachedThreshold

Recovery:

1. Check the threshold configuration to make sure that it matches the customer's expectation.
2. If the problem persists, contact [My Oracle Support \(MOS\)](#).

79003 - Avg Sess Size Reached Threshold

Alarm Type	PCRF
Description	Average session size exceeded the projected size.
Default Severity	Minor
Instance	N/A
HA Score	Normal
Clearing Action	This alarm clears automatically after 60 minutes (3600 seconds).
OID	AvgSessSizeReachedThreshold

Recovery:

1. Check the threshold configuration to make sure that it matches the customer's expectation.
2. If the problem persists, contact [My Oracle Support \(MOS\)](#).

79004 - Bind DB Size Reached Threshold

Alarm Type	PCRF
-------------------	------

Description	Total binding database size reached maximum threshold percentage of planned binding database size.
Default Severity	Minor
Instance	N/A
HA Score	Normal
Clearing Action	Total binding database size goes below minimum threshold percentage of planned binding database size or clears automatically after 60 minutes (3600 seconds).
OID	BindDBSizeReachedThreshold

Recovery:

1. Check the threshold configuration to make sure that it matches the customer's expectation.
2. If the problem persists, contact [My Oracle Support \(MOS\)](#).

79005 - Avg Bind Size Exceeded

Alarm Type	PCRF
Description	Average binding size exceeded the projected size.
Default Severity	Minor
Instance	N/A
HA Score	Normal
Clearing Action	This alarm clears automatically after 60 minutes (3600 seconds).
OID	vgBindSizeReachedThreshold

Recovery:

1. Check the threshold configuration to make sure that it matches the customer's expectation.
2. If the problem persists, contact [My Oracle Support \(MOS\)](#).

79105 - Mediation SOAP Too Busy

Alarm Type	PCRF
Description	Mediation Server SOAP provisioning interface reaches busy state; load shedding begins.
Default Severity	Minor
Instance	N/A
HA Score	Normal
Clearing Action	N/A
OID	MediationSOAPTTooBusy

Recovery:

If the problem persists, contact [My Oracle Support \(MOS\)](#).

79106 - SPR Connection Failed

Alarm Type	PCRF
Description	Created connection to SPR failed.
Default Severity	Minor
Instance	N/A
HA Score	Normal
Clearing Action	N/A
OID	SPRConnectionFailed

Recovery:

If the problem persists, contact [My Oracle Support \(MOS\)](#).

79107 - Mediation Disk Quota Exceed

Alarm Type	PCRF
Description	Sync directory disk quota exceeded.
Default Severity	Minor
Instance	N/A
HA Score	Normal
Clearing Action	N/A
OID	MSDiskQuotaExceed

Recovery:

If the problem persists, contact [My Oracle Support \(MOS\)](#).

79108 - Mediation Disk No Space

Alarm Type	PCRF
Description	No space left on device.
Default Severity	Minor
Instance	N/A
HA Score	Normal
Clearing Action	N/A
OID	MSDiskNoSpace

Recovery:

If the problem persists, contact [My Oracle Support \(MOS\)](#).

79109 - SPR License Limit

Alarm Type	PCRF
Description	Achieve 80% maximum number of users in SPR.
Default Severity	Minor
Instance	N/A
HA Score	Normal
Clearing Action	N/A
OID	SPRLicenseLimit

Recovery:

If the problem persists, contact [My Oracle Support \(MOS\)](#).

79110 - Stats File Upload Fail

Alarm Type	PCRF
Description	1. SMS Notification Statistics Uploading Task failed to upload local stat files to FTP server (<FTP server Host Name/IP>) after retry <N> times, where FTP server Host Name/IP: FTP server in the configured task and N: 0-5 retry times.
Default Severity	Major
Instance	N/A
HA Score	Normal
Clearing Action	300
OID	StatsFileUploadFailure

Recovery:

If the problem persists, contact [My Oracle Support \(MOS\)](#).

79120 - Batch Folder Disk Quota Exceeds

Alarm Type	PCRF
Description	The batch folder disk quota has been exceeded.
Default Severity	Minor
Instance	N/A
HA Score	Normal
Clearing Action	N/A
OID	BatchDiskQuotaExceeds

Recovery:

If the problem persists, contact [My Oracle Support \(MOS\)](#).

79995 - X1 Connection Lost

Alarm Type	PCRF
Description	The X1 Connection between the Mediation Function and Policy Server is Lost.
Default Severity	Minor
Instance	N/A
HA Score	Normal
Clearing Action	This alarm clears automatically after 7200 seconds.
OID	X1ConnectionLost

Recovery:

If the problem persists, contact [My Oracle Support \(MOS\)](#).

79996 - X2 Connection Lost

Alarm Type	PCRF
Description	X2 Connection between the Policy Server and Mediation Function is Lost.
Default Severity	Minor
Instance	N/A
HA Score	Normal
Clearing Action	This alarm clears automatically after 7200 seconds.
OID	X2ConnectionLost

Recovery:

If the problem persists, contact [My Oracle Support \(MOS\)](#).

Policy Server Events (80000-89999)

This section provides a list of Policy Server events (80000-89999) which are generated by policy devices, such as MPE devices and MRA devices.

80001 - DB State Transition

Alarm Type	QP
Description	The DB status of the blade is not fully ready. The MySQL database manager generates a "MySQL state transition" event every time it

	makes a state-machine transition. The event text describes the transition.
Default Severity	Info
Instance	MySQL
HA Score	Normal
Clearing Action	This alarm is cleared by <code>qp-procmgr</code> as <code>qp-procmgr</code> shuts down.
OID	QPDDBStateChange

Recovery:

No action required.

80002 - MySQL Relay Log Dropped

Alarm Type	QP
Description	A portion of the MySQL relay log was dropped as the secondary server was shutting down. This event is raised when a secondary server times out while trying to apply its relay log during a secondary stop. The server may not be hurt, but there may be after effects. This event is raised to trigger a debug for possible after effects.
Default Severity	Info
Instance	N/A
HA Score	Normal
Clearing Action	N/A
OID	QPMysqlRelayLogDropped

Recovery:

Debug the system for possible after effects caused by the timeout.

80003 - QP MySQL DB Level

Alarm Type	QP
Description	The ranking of secondaries when the primary database is outdated. If the primary database is outdated, the server raises this event once per minute. The server will rank the secondaries, from best to worst, based on their database level.
Default Severity	Info
Instance	N/A
HA Score	Normal
Clearing Action	N/A
OID	QPMysqlDBLevel

Recovery:

Use the information of this event to help resolve an outdated primary database raised by alarm 70020.

82704 - Binding Release Task

Alarm Type	PCRF
Description	Binding Release Task. The binding release task has started, completed, or aborted.
Default Severity	Info
Instance	N/A
HA Score	Normal
Clearing Action	N/A
OID	BindingReleaseTask

Recovery:

No action required.

84004 - Policy Info Event

Alarm Type	PCRF
Description	Policy Info Event. Application is ready.
Default Severity	Info
Instance	N/A
HA Score	Normal
Clearing Action	N/A
OID	PolicyInfoEvent

Recovery:

No action required.

86001 – Application Is Ready

Alarm Type	PCRF
Description	Application is ready for service.
Default Severity	Info
Instance	N/A
HA Score	Normal
Clearing Action	N/A
OID	ApplicationIsReady

Recovery:

No action required.

86100 - CMP User Login

Alarm Type	PCRF
Description	CMP user login was successful.
Default Severity	Info
Instance	N/A
HA Score	Normal
Clearing Action	N/A
OID	CMPUserLogin

Recovery:

No action required.

86101 - CMP User Login Failed

Alarm Type	PCRF
Description	CMP user login failed.
Default Severity	Info
Instance	N/A
HA Score	Normal
Clearing Action	N/A
OID	CMPUserLoginFailed

Recovery:

No action required.

86102 - CMP User Logout

Alarm Type	PCRF
Description	CMP User performed logout.
Default Severity	Info
Instance	N/A
HA Score	Normal
Clearing Action	N/A
OID	CMPUserLogout

Recovery:

No action required.

86200 - CMP User Promoted Server

Alarm Type	PCRF
Description	CMP user promoted server.
Default Severity	Info
Instance	N/A
HA Score	Normal
Clearing Action	N/A
OID	CMPUserPromotedServer

Recovery:

No action required.

86201 - CMP User Demoted Server

Alarm Type	PCRF
Description	CMP user demoted server.
Default Severity	Info
Instance	N/A
HA Score	Normal
Clearing Action	N/A
OID	CMPUserDemotedServer

Recovery:

No action required.

86300 - Sh Enable Failed

Alarm Type	PCRF
Description	Enable Sh Connection failed. The CMP server performed a global operation to enable Sh on all MPE devices and it failed on the specified MPE.
Default Severity	Major
Instance	N/A
HA Score	Normal
Clearing Action	N/A
OID	CMPSHConEnableFailed

Recovery:

The operation can be retried. If repeated attempts fail, there may be other management issues with the associated MPE devices and connectivity to those devices should be verified.

86301 - Sh Disable Failed

Alarm Type	PCRF
Description	Disable Sh Connection failed. The CMP performed a global operation to disable Sh on all MPE devices and it failed on the specified MPE.
Default Severity	Major
Instance	N/A
HA Score	Normal
Clearing Action	N/A
OID	CMPSHConDisableFailed

Recovery:

The operation can be retried. If repeated attempts fail, there may be other management issues with the associated MPE devices and connectivity to those devices should be verified.

86303 - NW-CMP Apply Failed

Alarm Type	PCRF
Description	NW-CMP failed to apply settings to S-CMP.
Default Severity	Major
Instance	N/A
HA Score	Normal
Clearing Action	N/A
OID	NWCMPApplyFailed

Recovery:

The alarm on the NW-CMP will be cleared once the NW-CMP successfully applies the configuration to the S-CMP.

86304 - S-CMP Unreachable

Alarm Type	PCRF
Description	The S-CMP is offline or unreachable by the NW-CMP. This alarm will be raised on the NW-CMP.
Default Severity	Major
Instance	N/A

HA Score	Normal
Clearing Action	N/A
OID	SCMPUNREACHABLE

Recovery:

This alarm will be cleared once the S-CMP is reachable.

86305 - S-CMP Split Brain

Alarm Type	PCRF
Description	When a geo-redundant S-CMP is in split brain (that is, both sites are reporting as Primary), an alarm is raised on NW-CMP.
Default Severity	Major
Instance	N/A
HA Score	Normal
Clearing Action	N/A
OID	SCMPSplitBrain

Recovery:

This alarm will be cleared automatically when the split brain on the S-CMP is gone.

86306 - CMP Apply Failed

Alarm Type	PCRF
Description	When a CMP system failed to apply settings to any MRA or MPE device, this alarm is raised on this S-CMP.
Default Severity	Major
Instance	N/A
HA Score	Normal
Clearing Action	N/A
OID	CMPPApplyFailed

Recovery:

This alarm will be cleared automatically when the next applying to that MRA or MPE device is successful.

86307 - S-CMP Sync Fails

Alarm Type	PCRF
------------	------

Description	If the connection between the NW-CMP and the S-CMP is broken and the synchronization fails, an alarm will be raised in S-CMP.
Default Severity	Major
Instance	N/A
HA Score	Normal
Clearing Action	N/A
OID	SCMPSYNCFAILS

Recovery:

The alarm will be cleared once the synchronization is successful in the next cycle.

86308 - NCMP Ref Obj Miss

Alarm Type	PCRF
Description	The top level object is missing in NW-CMP but is referred by S-CMP server. This alarm will be raised in the NW-CMP server.
Default Severity	Major
Instance	N/A
HA Score	Normal
Clearing Action	N/A
OID	NCMPReferdObjMiss

Recovery:

This alarm will be cleared once there is no referred but missing top level object.

Appendix

A

Possible Result Codes During Rx-to-PCMM Operation

Topics:

- [Error Codes and Conditions492](#)

The Rx-to-PCMM function of the Multimedia Policy Engine allows the MPE to fulfill the PacketCable Application Manager (PAM) function defined by CableLabs, in addition to the Policy Server (PS) role. Diameter Rx messages are accepted, triggering policy decisions as well as PacketCable MultiMedia/2.0 (PCMM) messages to CMTS devices. In some cases, events at the CMTS or in the network cause a PCMM error code to be returned. In other cases, events or policy logic within the MPE may trigger a non-successful result code on the Rx interface.

Error Codes and Conditions

The [Table 3: PCMM Error Codes to Diameter Result-Codes Mapping](#) table summarizes the mapping between received PCMM error codes and the Rx status code that are communicated as a result.

Table 3: PCMM Error Codes to Diameter Result-Codes Mapping

PCMM Error Code	Diameter Result-Codes
1 Insufficient Resources	5006 DIAMETER_RESOURCES_EXCEEDED
2 Unknown GateID	5012 DIAMETER_UNABLE_TO_COMPLY
6 Missing Required Object	5012 DIAMETER_UNABLE_TO_COMPLY
7 Invalid Object	5012 DIAMETER_UNABLE_TO_COMPLY
8 Volume Based Usage Limit Exceeded	5006 DIAMETER_RESOURCES_EXCEEDED
9 Time Based Usage Limit Exceeded	5006 DIAMETER_RESOURCES_EXCEEDED
10 Session Class Limit Exceeded	5006 DIAMETER_RESOURCES_EXCEEDED
11 Undefined Service Class Name	5003 DIAMETER_AUTHORIZATION_REJECTED
12 Incompatible Envelope	5012 DIAMETER_UNABLE_TO_COMPLY
13 Invalid SubscriberID	5030 DIAMETER_USER_UNKNOWN (defined in RFC 4006)
14 Unauthorized AMID	5003 DIAMETER_AUTHORIZATION_REJECTED
15 Number of Classifiers Not Supported	5012 DIAMETER_UNABLE_TO_COMPLY
16 Policy Exception	5003 DIAMETER_AUTHORIZATION_REJECTED
17 Invalid Field Value in Object	5012 DIAMETER_UNABLE_TO_COMPLY
18 Transport Error	5012 DIAMETER_UNABLE_TO_COMPLY
19 Unknown Gate Command	5012 DIAMETER_UNABLE_TO_COMPLY
20 DOCSIS 1.0 CM	5012 DIAMETER_UNABLE_TO_COMPLY
21 Number of SIDs exceeded in CM	5006 DIAMETER_RESOURCES_EXCEEDED
22 Number of SIDs exceeded in CMTS	5006 DIAMETER_RESOURCES_EXCEEDED
23 Unauthorized PSID	5003 DIAMETER_AUTHORIZATION_REJECTED
127 Other/Unspecified Error	5012 DIAMETER_UNABLE_TO_COMPLY

The [Table 4: Non-PCMM Error Conditions to Diameter Result-Codes Mapping](#) table summarizes Rx status codes that are generated by the MPE based on a non-PCMM-related condition.

Table 4: Non-PCMM Error Conditions to Diameter Result-Codes Mapping

Error Condition	Diameter Result-Code
ERRCODE_RESOURCES_EXCEEDED	5006 DIAMETER_RESOURCES_EXCEEDED
ERRCODE_USER_UNKNOWN	5030 DIAMETER_USER_UNKNOWN
ERRCODE_ENFORCEMENT_SESSION_NOT_FOUND	5030 DIAMETER_USER_UNKNOWN
ERRCODE_AUTHORIZATION_REJECTED	5003 DIAMETER_AUTHORIZATION_REJECTED
ERRCODE_POLICY_REJECTED	5003 DIAMETER_AUTHORIZATION_REJECTED
Other	5012 DIAMETER_UNABLE_TO_COMPLY

Appendix B

Obsolete Alarms

Topics:

- [Obsolete Platform Alarms.....495](#)
- [Obsolete QBus Alarms.....505](#)

This appendix details Platform and QBus alarms that are obsolete.

Obsolete Platform Alarms

This section provides information about obsolete Platform alarms, ranging from 31000-32700.

32100 - Breaker Panel Feed Unavailable

Alarm Group:	PLAT
Description:	Breaker Panel Breaker Unavailable
Severity:	Critical
Instance:	May include AlarmLocation, AlarmId, AlarmState, AlarmSeverity, and bindVarNamesValueStr
HA Score:	Normal
Auto Clear Seconds:	0 (zero)
OID:	tpdBrkPnlFeedUnavailable
Recovery:	Contact My Oracle Support (MOS) to request hardware replacement.

32101 - Breaker Panel Breaker Failure

Alarm Group:	PLAT
Description:	Breaker Panel Breaker Failure
Severity:	Critical
Instance:	May include AlarmLocation, AlarmId, AlarmState, AlarmSeverity, and bindVarNamesValueStr
HA Score:	Normal
Auto Clear Seconds:	0 (zero)
OID:	tpdBrkPnlBreakerFailure
Recovery	Contact My Oracle Support (MOS) to request hardware replacement.

32102 - Breaker Panel Monitoring Failure

Alarm Group:	PLAT
Description:	Breaker Panel Monitoring Failure
Severity:	Critical
Instance:	May include AlarmLocation, AlarmId, AlarmState, AlarmSeverity, and bindVarNamesValueStr

HA Score: Normal
Auto Clear Seconds: 0 (zero)
OID: tpdBrkPnlMntFailure

Recovery

Contact [My Oracle Support \(MOS\)](#) to request hardware replacement.

32103 - Power Feed Unavailable

Alarm Group: PLAT
Description: Power Feed Unavailable
Severity: Critical
Instance: May include AlarmLocation, AlarmId, AlarmState, AlarmSeverity, and bindVarNamesValueStr
HA Score: Normal
Auto Clear Seconds: 0 (zero)
OID: tpdPowerFeedUnavail

Recovery

Contact [My Oracle Support \(MOS\)](#) to request hardware replacement.

32104 - Power Supply 1 Failure

Alarm Group: PLAT
Description: Power Supply 1 Failure
Severity: Critical
Instance: May include AlarmLocation, AlarmId, AlarmState, AlarmSeverity, and bindVarNamesValueStr
HA Score: Normal
Auto Clear Seconds: 0 (zero)
OID: tpdPowerSupply1Failure

Recovery

Contact [My Oracle Support \(MOS\)](#) to request hardware replacement.

32105 - Power Supply 2 Failure

Alarm Group: PLAT
Description: Power Supply 2 Failure
Severity: Critical

Instance:	May include AlarmLocation, AlarmId, AlarmState, AlarmSeverity, and bindVarNamesValueStr
HA Score:	Normal
Auto Clear Seconds:	0 (zero)
OID:	tpdPowerSupply2Failure

Recovery

Contact [My Oracle Support \(MOS\)](#) to request hardware replacement.

32106 - Power Supply 3 Failure

Alarm Group:	PLAT
Description:	Power Supply 3 Failure
Severity:	Critical
Instance:	May include AlarmLocation, AlarmId, AlarmState, AlarmSeverity, and bindVarNamesValueStr
HA Score:	Normal
Auto Clear Seconds:	0 (zero)
OID:	tpdPowerSupply3Failure

Recovery

Contact [My Oracle Support \(MOS\)](#) to request hardware replacement.

32107 - Raid Feed Unavailable

Alarm Group:	PLAT
Description:	Raid Feed Unavailable
Severity:	Critical
Instance:	May include AlarmLocation, AlarmId, AlarmState, AlarmSeverity, and bindVarNamesValueStr
HA Score:	Normal
Auto Clear Seconds:	0 (zero)
OID:	tpdRaidFeedUnavailable

Recovery

Contact [My Oracle Support \(MOS\)](#) to request hardware replacement.

32108 - Raid Power 1 Failure

Alarm Group:	PLAT
Description:	Raid Power 1 Failure

Severity:	Critical
Instance:	May include AlarmLocation, AlarmId, AlarmState, AlarmSeverity, and bindVarNamesValueStr
HA Score:	Normal
Auto Clear Seconds:	0 (zero)
OID:	tpdRaidPower1Failure

Recovery

Contact [My Oracle Support \(MOS\)](#) to request hardware replacement.

32109 - Raid Power 2 Failure

Alarm Group:	PLAT
Description:	Raid Power 2 Failure
Severity:	Critical
Instance:	May include AlarmLocation, AlarmId, AlarmState, AlarmSeverity, and bindVarNamesValueStr
HA Score:	Normal
Auto Clear Seconds:	0 (zero)
OID:	tpdRaidPower2Failure

Recovery

Contact [My Oracle Support \(MOS\)](#) to request hardware replacement.

32110 - Raid Power 3 Failure

Alarm Group:	PLAT
Description:	Raid Power 3 Failure
Severity:	Critical
Instance:	May include AlarmLocation, AlarmId, AlarmState, AlarmSeverity, and bindVarNamesValueStr
HA Score:	Normal
Auto Clear Seconds:	0 (zero)
OID:	tpdRaidPower3Failure

Recovery

Contact [My Oracle Support \(MOS\)](#) to request hardware replacement.

32111 - Device Failure

Alarm Group:	PLAT
---------------------	------

Description:	Device Failure
Severity:	Critical
Instance:	May include AlarmLocation, AlarmId, AlarmState, AlarmSeverity, and bindVarNamesValueStr
HA Score:	Normal
Auto Clear Seconds:	0 (zero)
OID:	tpdDeviceFailure
Recovery:	Contact My Oracle Support (MOS) to request hardware replacement.

32112 - Device Interface Failure

Alarm Group:	PLAT
Description:	Device Interface Failure
Severity:	Critical
Instance:	May include AlarmLocation, AlarmId, AlarmState, AlarmSeverity, and bindVarNamesValueStr
HA Score:	Normal
Auto Clear Seconds:	0 (zero)
OID:	tpdDeviceIfFailure
Recovery:	Contact My Oracle Support (MOS) to request hardware replacement.

32302 - Server RAID disk error

Alarm Group:	PLAT
Description:	This alarm indicates that the offboard storage server had a problem with its hardware disks.
Severity:	Major
Instance:	May include AlarmLocation, AlarmId, AlarmState, AlarmSeverity, and bindVarNamesValueStr
HA Score:	Normal
Auto Clear Seconds:	0 (zero)
OID:	tpdRaidDiskError
Alarm ID:	TKSPLATMA3
Recovery	Contact My Oracle Support (MOS) .

32306 - Server RAM shortage error

Alarm Group:	PLAT
Description:	Not Implemented.
Severity:	Major
Instance:	May include AlarmLocation, AlarmId, AlarmState, AlarmSeverity, and bindVarNamesValueStr
HA Score:	Normal
Auto Clear Seconds:	0 (zero)
OID:	tpdRamShortageError

Recovery

Contact [My Oracle Support \(MOS\)](#).

32309 - Eagle Network A Error

Alarm Group:	PLAT
Description:	Uncorrectable ECC Memory Error -- This alarm indicates that chipset has detected an uncorrectable (multiple-bit) memory error that the ECC (Error-Correcting Code) circuitry in the memory is unable to correct.
Severity:	Critical
Instance:	May include AlarmLocation, AlarmId, AlarmState, AlarmSeverity, and bindVarNamesValueStr
HA Score:	Normal
Auto Clear Seconds:	0 (zero)
OID:	tpdEagleNetworkAError

Recovery

Contact [My Oracle Support \(MOS\)](#) to request hardware replacement.

32310 - Eagle Network B Error

Alarm Group:	PLAT
Description:	Uncorrectable ECC Memory Error -- This alarm indicates that chipset has detected an uncorrectable (multiple-bit) memory error that the ECC (Error-Correcting Code) circuitry in the memory is unable to correct.
Severity:	Critical
Instance:	May include AlarmLocation, AlarmId, AlarmState, AlarmSeverity, and bindVarNamesValueStr

HA Score: Normal
Auto Clear Seconds: 0 (zero)
OID: tpdEagleNetworkBError

Recovery

Contact [My Oracle Support \(MOS\)](#) to request hardware replacement.

32311 - Sync Network Error

Alarm Group: PLAT
Description: Uncorrectable ECC Memory Error -- This alarm indicates that chipset has detected an uncorrectable (multiple-bit) memory error that the ECC (Error-Correcting Code) circuitry in the memory is unable to correct.
Severity: Critical
Instance: May include AlarmLocation, AlarmId, AlarmState, AlarmSeverity, and bindVarNamesValueStr
HA Score: Normal
Auto Clear Seconds: 0 (zero)
OID: tpdSyncNetworkError

Recovery

Contact [My Oracle Support \(MOS\)](#) to request hardware replacement.

32319 - Device error

Alarm Group: PLAT
Description: This alarm indicates that the offboard storage server had a problem with its disk volume filling up.
Severity: Major
HA Score: Normal
Auto Clear Seconds: 0 (zero)
OID: tpdDeviceError
Alarm ID: TKSPLATMA20

Recovery

Contact the [My Oracle Support \(MOS\)](#).

32328 - DRBD is unavailable

Alarm Group: PLAT

Description:	This alarm indicates that DRBD is not functioning properly on the local server. The DRBD state (disk state, node state, and/or connection state) indicates a problem.
Severity:	Major
Instance:	May include AlarmLocation, AlarmId, AlarmState, AlarmSeverity, and bindVarNamesValueStr
HA Score:	Normal
Auto Clear Seconds:	0 (zero)
OID:	tpdDrbdUnavailable
Alarm ID:	TKSPLATMA29
Recovery	Contact My Oracle Support (MOS) .

32329 - DRBD is not replicating

Alarm Group:	PLAT
Description:	This alarm indicates that DRBD is not replicating to the peer server. Usually this indicates that DRBD is not connected to the peer server. It is possible that a DRBD Split Brain has occurred.
Severity:	Major
Instance:	May include AlarmLocation, AlarmId, AlarmState, AlarmSeverity, and bindVarNamesValueStr
HA Score:	Normal
Auto Clear Seconds:	0 (zero)
OID:	tpdDrbdNotReplicating
Alarm ID:	TKSPLATMA30
Recovery	Contact My Oracle Support (MOS) .

32330 - DRBD peer problem

Alarm Group:	PLAT
Description:	This alarm indicates that DRBD is not functioning properly on the peer server. DRBD is connected to the peer server, but the DRBD state on the peer server is either unknown or indicates a problem.
Severity:	Major
Instance:	May include AlarmLocation, AlarmId, AlarmState, AlarmSeverity, and bindVarNamesValueStr
HA Score:	Normal

Auto Clear Seconds: 0 (zero)
OID: tpdDrbdPeerProblem
Alarm ID: TKSPLATMA31

Recovery

Contact the [My Oracle Support \(MOS\)](#).

32334 - Multipath device access link problem

Alarm Group: PLAT
Description: One or more "access paths" of a multipath device are failing or are not healthy, or the multipath device does not exist.
Severity: Major
Instance: May include AlarmLocation, AlarmId, AlarmState, AlarmSeverity, and bindVarNamesValueStr
HA Score: Normal
Auto Clear Seconds: 0 (zero)
OID: tpdMpathDeviceProblem

Recovery:

Contact [My Oracle Support \(MOS\)](#).

32503 - Server RAM shortage warning

Alarm Group: PLAT
Description: This alarm is generated by the MPS syscheck software package and is not part of the TPD distribution.
Severity: Minor
Instance: May include AlarmLocation, AlarmId, AlarmState, AlarmSeverity, and bindVarNamesValueStr
HA Score: Normal
Auto Clear Seconds: 0 (zero)
OID: tpdRamShortageWarning
Alarm ID: TKSPLATMI4

Recovery

1. Refer to MPS-specific documentation for information regarding this alarm.
2. Contact the [My Oracle Support \(MOS\)](#).

32504 - Software Configuration Error

Alarm Group:	PLAT
Description:	This alarm is generated by the MPS syscheck software package and is not part of the PLAT distribution.
Severity:	Minor
Instance:	May include AlarmLocation, AlarmId, AlarmState, AlarmSeverity, and bindVarNamesValueStr
HA Score:	Normal
Auto Clear Seconds:	0 (zero)
OID:	tpdSoftwareConfigError

Recovery

Contact [My Oracle Support \(MOS\)](#).

32523 - DRBD failover busy

Alarm Group:	PLAT
Description:	This alarm indicates that a DRBD sync is in progress from the peer server to the local server. The local server is not ready to act as the primary DRBD node, since it's data is not up to date.
Severity:	Minor
Instance:	May include AlarmLocation, AlarmId, AlarmState, AlarmSeverity, and bindVarNamesValueStr
HA Score:	Normal
Auto Clear Seconds:	0 (zero)
OID:	tpdDrbdFailoverBusy
Alarm ID:	TKSPLATMI24

Recovery

A DRBD sync should not take more than 15 minutes to complete. Please wait for approximately 20 minutes, and then check if the DRBD sync has completed. If the alarm persists longer than this time period, contact the [My Oracle Support \(MOS\)](#).

32537 - FIPS subsystem warning event

Alarm Type:	PLAT
Description:	This alarm indicates that the FIPS subsystem requires a reboot in order to complete configuration.
Severity:	Minor

Instance:	May include AlarmLocation, AlarmId, AlarmState, AlarmSeverity, and bindVarNamesValueStr
HA Score:	Normal
Auto Clear Seconds:	0 (zero)
OID:	tpdFipsSubsystemWarning

Recovery

If alarm doesn't clear on its own, contact [My Oracle Support \(MOS\)](#).

Obsolete QBus Alarms

This section provides information about obsolete QBus alarms, ranging from 70000-70999.

70005 – QP Cluster Status

Alarm Type	QP
Description	One or more servers in the cluster are not at QP Blade Status. The QP Blade Status is not available for one or more servers in the cluster.
Default Severity	Major Critical
Instance	N/A
HA Score	Normal
Clearing Action	This alarm clears when all server blades have QP blade status of Available.
OID	QPClusterStatus

Recovery:

If the alarm occurs infrequently, monitor the health of the system. If the alarm occurs frequently, contact [My Oracle Support \(MOS\)](#).

70006 - QP Blade Status

Alarm Type	QP
Description	The DB status of the blade is not fully ready.
Default Severity	Major/Critical
Instance	N/A
HA Score	Normal
Clearing Action	This alarm clears when all server blades have QP blade status of Available.

OID QPBladeStatus

Recovery

If the alarm occurs infrequently, monitor the health of the system. If the alarm occurs frequently, contact the [My Oracle Support \(MOS\)](#).

70008 - QP DB Service Failed

Alarm Type	QP
Description	The specified database service has exited and is unavailable. The BDB DB engine on the server has failed.
Default Severity	Critical
Instance	N/A
HA Score	Degraded
Clearing Action	This alarm clears when qp_bdb is started or is cleared by qp_procmgr on cleanup.
OID	QPClusterStatusDbFailed

Recovery

1. If the alarm occurs infrequently, monitor the health of the system.
2. If the alarm is occurring over and over, contact the [My Oracle Support \(MOS\)](#).

70009 – QP Topology Configuration Mismatch

Alarm Type	QP
Description	The running topology does not match the saved topology. The qp_procmgr has detected that its Topology configuration (topology or VIP) does not match the configuration in the database. Running cluster configuration: <ul style="list-style-type: none"> • Topology={Undefined, Unmated, Mated} • Mate={x.x.x.x} • OAM VIP={x.x.x.x} • SIG-A VIP={x.x.x.x}, • SIG-B VIP={x.x.x.x}
Default Severity	Major
Instance	N/A
HA Score	Normal
Clearing Action	qp_procmgr exit
OID	QPTopologyConfigurationMismatch

Recovery:

Restart the `qp_procmgr` service either through a full restart or becoming root and performing `service qp_procmgr restart`.

70027 – QP Server Network Config Error

Alarm Type	QP
Description	QP Server Network Error.
Default Severity	Minor
Instance	N/A
HA Score	Normal
Clearing Action	Autoclears in 1800 seconds (30 minutes).
OID	QPServerNetworkConfigError

Recovery

1. Correct the indicated networking configuration.
2. If the problem persists, contact [My Oracle Support \(MOS\)](#).

A

ACK	Data Acknowledgement
ADC	Application Detection and Control Policy rules that enable detection and control of application traffic and associated enforcement action.
ADS	Analytics Data Stream A data feed containing real-time analytic data generated from one or more MPE devices by events that occur in the Policy Management system.
AM	Application Manager A server within a network that is responsible for establishing and managing subscriber sessions associated with a specific application.
AMID	Application Manager ID

B

BNG	Broadband Network Gateway is an example of a BNG device is a broadband remote access server (B-RAS).
BoD	Bandwidth on Demand An application that provides dynamic allocation of bandwidth;

B

for example, a broadband speed promotion.

B-RAS

Broadband Remote Access Server

Routes traffic to and from broadband remote access devices such as DSL multiplexers. The locations where policy management and DQoS functions occur. Also see BNG.

C

CAC

Carrier access code

CMOS

Complementary Metal Oxide Semiconductor

CMOS semiconductors use both NMOS (negative polarity) and PMOS (positive polarity) circuits. Since only one of the circuit types is on at any given time, CMOS chips require less power than chips using just one type of transistor.

CMP

Configuration Management Platform

A centralized management interface to create policies, maintain policy libraries, configure, provision, and manage multiple distributed MPE policy server devices, and deploy policy rules to MPE devices. The CMP has a web-based interface.

CMS

Central Management Server

Central repository that holds a list of managed servers.

C

CMTS	<p>Cable Modem Termination System</p> <p>An edge device connecting to subscribers' cable modems in a broadband network. A CMTS device can function as a PCEF device; see PCEF.</p> <p>Equipment used by cable companies to provide high speed data services to cable subscribers.</p>
------	---

COPS-PR	Common open policy servers protocol for support of policy provisioning
---------	--

CPE	Customer Premise Equipment
-----	----------------------------

D

DB	Database
----	----------

DC	Data Collection
----	-----------------

DHCP	<p>Dynamic Host Configuration Protocol</p> <p>A protocol used by computers to obtain unique IP address, default router, subnet mask, and IP addresses for DNS servers from a DHCP server. DHCP allows devices to be added to the network with little or no manual configuration.</p>
------	--

Diameter	<p>Diameter can also be used as a signaling protocol for mobility management which is typically associated with an IMS or wireless type of environment. Diameter is the successor to the RADIUS protocol. The MPE device supports</p>
----------	---

D

a range of Diameter interfaces, including Rx, Gx, Gy, and Ty.

Protocol that provides an Authentication, Authorization, and Accounting (AAA) framework for applications such as network access or IP mobility. Diameter works in both local and roaming AAA situations. Diameter can also be used as a signaling protocol for mobility management which is typically associated with an IMS or wireless type of environment.

DNS

Domain Name System

A system for converting Internet host and domain names into IP addresses.

DQoS

Dynamic Quality of Service

A COPS-based protocol that is part of the Packet Cable standards used to communicate between a CMS and a CMTS for setting up voice calls. An MPE device can be inserted between these two entities to apply additional policy rules as sessions are established.

F

FABR

Full Address Based Resolution

Provides an enhanced DSR routing capability to enable network operators to resolve the designated Diameter server addresses based on individual user identity addresses in the incoming Diameter request messages.

FIPS

Federal Information Processing Standard

F

Full Address Based Resolution See FABR.

G

GUI Graphical User Interface
The term given to that set of items and facilities which provides you with a graphic means for manipulating screen data rather than being limited to character based commands.

H

HA High Availability
High Availability refers to a system or component that operates on a continuous basis by utilizing redundant connectivity, thereby circumventing unplanned outages.

HIDS Host Intrusion Detection System

HP Hewlett-Packard

HTTP Hypertext Transfer Protocol

I

IP Internet Protocol - IP specifies the format of packets, also called datagrams, and the addressing scheme. The network layer for the TCP/IP protocol suite widely used on Ethernet networks, defined in STD 5, RFC 791. IP is a connectionless, best-effort packet switching protocol. It provides packet routing, fragmentation and re-assembly through the data link layer.

L

L

LDAP	Lightweight Directory Access Protocol A protocol for providing and receiving directory information in a TCP/IP network.
------	--

M

MA	Management Agent
MAC	Media Access Control Address The unique serial number burned into the Ethernet adapter that identifies that network card from all others.
MGPI	Multiple Grants Per Interval The ability to map multiple application flows using identical UGS (Unsolicited Grant Service) traffic profiles destined for the same subscriber into a single flow at the DOCSIS (service flow) level. Supports applications interacting with an MPE device over a Diameter-based Rx interface. See also Diameter, DOCSIS
MGW	Mediation Gateway. A standalone hardware system, situated between a carrier's proprietary subscriber profile repository and a Policy Management network, that converts the interfaces and data schemas embedded in the carrier's systems to the interfaces and data schemas required by Policy Management.
MPE	Multimedia Policy Engine

M

A high-performance, high-availability platform for operators to deliver and manage differentiated services over high-speed data networks. The MPE includes a protocol-independent policy rules engine that provides authorization for services based on policy conditions such as subscriber information, application information, time of day, and edge resource utilization.

MRA

Multi-Protocol Routing Agent - Scales the Policy Management infrastructure by distributing the PCRF load across multiple Policy Server devices.

MTA

Mail Transfer Agent (or Message Transfer Agent)

Email server software that transfers electronic mail messages from one computer to another.

Multimedia Policy Engine

See MPE.

Multiprotocol Routing Agent

See MRA.

N

NAC

Network Admission Control

NE

Network Element

An independent and identifiable piece of equipment closely associated with at least one processor, and within a single location.

N

NTP	Network Time Protocol
NTP daemon	Network Time Protocol daemon – NTP process that runs in the background.
NW-CMP	<p>Network Configuration Management Platform</p> <p>The NW-CMP server configures Network tier objects. Examples of Network tier objects are policies, network elements, and configuration templates.</p>

O

OID	<p>Object Identifier</p> <p>An identifier for a managed object in a Management Information Base (MIB) hierarchy. This can be depicted as a tree, the levels of which are assigned by different organizations. Top level MIB OIDs belong to different standard organizations. Vendors define private branches that include managed objects for their own products.</p>
OM	Operational Measurement
OSS	<p>Operations Support System</p> <p>Computer systems used by telecommunications service providers, supporting processes such as maintaining network inventory, provisioning services, configuring network components, and managing faults.</p>

O

OSSI

Operation Support System
Interface

An interface to a “back-end”
(office) system. The Configuration
Management Platform includes an
OSSI XML interface.

P

PCC

Policy and Charging Control

Policy rules that define the
conditions and actions used by a
carrier network to control how
subscribers and applications are
treated and how network resources
are allocated and used.

PCEF

Policy and Charging Enforcement
Function

Maintains rules regarding a
subscriber’s use of network
resources. Responds to CCR and
AAR messages. Periodically sends
RAR messages. All policy sessions
for a given subscriber, originating
anywhere in the network, must be
processed by the same PCRF.

PCMM

PacketCable MultiMedia

PCRF

Policy and Charging Rules
Function

The ability to dynamically control
access, services, network capacity,
and charges in a network.

Software node designated in
real-time to determine policy rules
in a multimedia network.

PDN

Packet Data Network

P

A digital network technology that divides a message into packets for transmission.

Perl

An object-oriented, event-driven programming language.

PUA

Profile-Update-Answer

Command sent by a client in response to the Profile-Update-Request command.

Q

QBus Platform

See QP.

QP

QBus Platform

Software that provides an execution environment for Java-based applications, providing common interfaces into databases, event logging, SNMP, and cluster state.

R

RADIUS

Remote Authentication Dial-In User Service

A client/server protocol and associated software that enables remote access servers to communicate with a central server to authorize their access to the requested service. The MPE device functions with RADIUS servers to authenticate messages received from remote gateways. See also Diameter.

RBAR

Range Based Address Resolution

R

A DSR enhanced routing application which allows you to route Diameter end-to-end transactions based on Application ID, Command Code, Routing Entity Type, and Routing Entity address ranges.

RDR

Resource Data Record

realm

A fundamental element in Diameter is the realm, which is loosely referred to as domain. Realm IDs are owned by service providers and are used by Diameter nodes for message routing.

RKS

Record Keeping Server

S

SCE

Service Control Engine

A deep-packet inspection product.

S-CMP

System Configuration Management Platform

The S-CMP servers configure System tier objects. System tier objects are MPE and MRA devices.

SCTP

The transport layer for all standard IETF-SIGTRAN protocols.

SCTP is a reliable transport protocol that operates on top of a connectionless packet network such as IP and is functionally equivalent to TCP. It establishes a connection between two endpoints (called an association; in TCP, these are

S

sockets) for transmission of user messages.

Session ID

Each Diameter session includes a Session-Id in every Diameter message that is part of the session. The Diameter Session Id is used to look up session information in the session database.

Short Message Service

See SMS.

SMPP

Short Message Peer-to-Peer Protocol

An open, industry standard protocol that provides a flexible data communications interface for transfer of short message data.

SMS

Short Message Service

A communication service component of the GSM mobile communication system that uses standard communications protocols to exchange short text messages between mobile phone devices. See also GSM.

SMSR

SMS Relay Application

An interface between the MPE and SMSC or other specific SMS web service(s).

SMTP

Simple Mail Transfer Protocol

SNMP

Simple Network Management Protocol.

S

An industry-wide standard protocol used for network management. The SNMP agent maintains data variables that represent aspects of the network. These variables are called managed objects and are stored in a management information base (MIB). The SNMP protocol arranges managed objects into groups.

SOAP

Simple Object Access Protocol

SPC

Service Provisioning over COPS (Common Open Policy Service protocol)

split brain

Event where multiple active servers have been detected in the same cluster.

T

TCP

Transmission Control Protocol

A connection-oriented protocol used by applications on networked hosts to connect to one another and to exchange streams of data in a reliable and in-order manner.

TPD

Tekelec Platform Development

The Oracle Communications Tekelec Platform (TPD) is a standard Linux-based operating system packaged and distributed by Oracle. TPD provides value-added features for managing installations and upgrades, diagnostics, integration of 3rd party software (open and closed

T

source), build tools, and server management tools.

V

VIP

Virtual IP Address

Virtual IP is a layer-3 concept employed to provide HA at a host level. A VIP enables two or more IP hosts to operate in an active/standby HA manner. From the perspective of the IP network, these IP hosts appear as a single host.

VoD

Video on Demand

X

XML

eXtensible Markup Language

A version of the Standard Generalized Markup Language (SGML) that allows Web developers to create customized tags for additional functionality.