

**Oracle® Communications  
Policy Management**

OSSI XML Interface Definitions Reference

Release 12.1.2

**E71645 Revision 01**

June 2016

Oracle Communications Policy Management OSSI XML Interface Definitions Reference, Release 12.1.2  
Copyright © 2013, 2016, Oracle and/or its affiliates. All rights reserved.

This software and related documentation are provided under a license agreement containing restrictions on use and disclosure and are protected by intellectual property laws. Except as expressly permitted in your license agreement or allowed by law, you may not use, copy, reproduce, translate, broadcast, modify, license, transmit, distribute, exhibit, perform, publish, or display any part, in any form, or by any means. Reverse engineering, disassembly, or decompilation of this software, unless required by law for interoperability, is prohibited.

The information contained herein is subject to change without notice and is not warranted to be error-free. If you find any errors, please report them to us in writing.

If this is software or related documentation that is delivered to the U.S. Government or anyone licensing it on behalf of the U.S. Government, then the following notice is applicable:

U.S. GOVERNMENT END USERS: Oracle programs, including any operating system, integrated software, any programs installed on the hardware, and/or documentation, delivered to U.S. Government end users are "commercial computer software" pursuant to the applicable Federal Acquisition Regulation and agency-specific supplemental regulations. As such, use, duplication, disclosure, modification, and adaptation of the programs, including any operating system, integrated software, any programs installed on the hardware, and/or documentation, shall be subject to license terms and license restrictions applicable to the programs. No other rights are granted to the U.S. Government.

This software or hardware is developed for general use in a variety of information management applications. It is not developed or intended for use in any inherently dangerous applications, including applications that may create a risk of personal injury. If you use this software or hardware in dangerous applications, then you shall be responsible to take all appropriate fail-safe, backup, redundancy, and other measures to ensure its safe use. Oracle Corporation and its affiliates disclaim any liability for any damages caused by use of this software or hardware in dangerous applications.

Oracle and Java are registered trademarks of Oracle and/or its affiliates. Other names may be trademarks of their respective owners.

Intel and Intel Xeon are trademarks or registered trademarks of Intel Corporation. All SPARC trademarks are used under license and are trademarks or registered trademarks of SPARC International, Inc. AMD, Opteron, the AMD logo, and the AMD Opteron logo are trademarks or registered trademarks of Advanced Micro Devices. UNIX is a registered trademark of The Open Group.

This software or hardware and documentation may provide access to or information about content, products, and services from third parties. Oracle Corporation and its affiliates are not responsible for and expressly disclaim all warranties of any kind with respect to third-party content, products, and services unless otherwise set forth in an applicable agreement between you and Oracle. Oracle Corporation and its affiliates will not be responsible for any loss, costs, or damages incurred due to your access to or use of third-party content, products, or services, except as set forth in an applicable agreement between you and Oracle.

# Table of Contents

## Part I: Introductory Information.....11

### Chapter 1: About This Guide.....12

Introduction.....	13
Scope and Audience.....	13
How This Guide is Organized.....	13
Documentation Admonishments.....	14
Related Publications.....	14
Locate Product Documentation on the Oracle Help Center Site.....	15
Customer Training.....	15
My Oracle Support (MOS).....	15
Emergency Response.....	16

## Part II: Functionality Used in both Wireless and Cable Modes.....17

### Chapter 1: Schema Definitions and Request Specifications.....18

Schema Definitions.....	19
Request Specification.....	19

### Chapter 2: Common Responses and Commands.....21

Common Responses.....	22
Example XML Response for a Successful Operation.....	22
Example XML Response for an Operation that Fails at the System Level.....	22
Example XML Response for an Operation that Includes an Application-level Failure.....	22
Result Codes.....	23
Common Commands.....	23
Get Version.....	24
Distribute Updates.....	24
Serving Gateway/MCC-MNC Mapping.....	25
Query OM Stats Settings.....	25

Query Absolute Values for Statistics.....	26
<b>Chapter 3: Operational Measurements Interface Overview.....</b>	<b>27</b>
OM Statistics Scheduled Task.....	28
OM Statistics Requests.....	28
Attributes and Child Tags.....	28
Recorded Timestamp and Request Time Range.....	30
OM Statistics Response Format.....	30
Interval Statistics.....	30
Absolute versus Delta Values.....	31
Empty Data Set.....	31
Timezones and Start/End Times.....	32
Counter Reset and Failover.....	32
Comparisons Between the CMP GUI and OM Statistics.....	33
<b>Chapter 4: Identity Management (IDM).....</b>	<b>35</b>
Identity Management Overview.....	36
Add a User.....	36
Update a User.....	42
Delete a User.....	46
Query a User.....	47
Query User Role.....	48
Query User Scope.....	51
<b>Chapter 5: Policy Table Interface.....</b>	<b>52</b>
Policy Table Overview.....	53
Exported Policy Table XML.....	53
Add a Policy Table.....	54
Modify a Policy Table.....	54
Delete a Policy Table.....	55
<b>Part III: Wireless Mode.....</b>	<b>56</b>
<b>Chapter 1: Topology Interface for Wireless Mode.....</b>	<b>57</b>
Network Elements.....	58
Add a Network Element in Wireless.....	58
Update a Network Element in Wireless.....	60

Add Network Element to Group.....	61
Remove Network Element from Group.....	62
Delete Network Element.....	62
Delete Network Element Group.....	63
Query Network Elements.....	64
Applications.....	66
Add Application.....	66
Update Application.....	67
Delete Application.....	67
Query Application.....	68
Traffic Profiles.....	68
Add Traffic Profile.....	69
Update Traffic Profile.....	73
Delete Traffic Profile.....	73
Query Traffic Profile.....	74
Time Periods.....	75
Add Time Period.....	75
Update Time Period.....	76
Delete Time Period.....	78
Query Time Period.....	78
Charging Servers.....	79
Add Charging Server.....	79
Update Charging Server.....	80
Delete Charging Server.....	81
Query Charging Server.....	82
Match List.....	83
Add Match List.....	83
Update Match List.....	84
Delete Match List.....	85
Query Match List.....	85
Monitoring Key.....	86
Add Monitoring Key.....	86
Update Monitoring Key.....	87
Delete Monitoring Key.....	88
Query Monitoring Key.....	88
AVP Definition.....	89
Add AVP Definition.....	89
Update AVP Definition.....	90
Delete AVP Definition.....	91
Query AVP Definition.....	91
Serving GPRS Support Node.....	92

Add SGSN.....	92
Update SGSN.....	93
Delete SGSN.....	93
Query SGSN.....	94
<b>Chapter 2: Subscriber Interface for Wireless Mode.....</b>	<b>96</b>
Quota Profiles.....	97
Add Quota Profile.....	97
Update Quota Profile.....	101
Delete Quota Profile.....	104
Query Quota Profile.....	105
Quota Conventions.....	106
Add Quota Convention.....	106
Update Quota Conventions.....	107
Delete Quota Convention.....	108
Query Quota Convention.....	108
<b>Chapter 3: Operational Measurement Requests for Wireless Mode.....</b>	<b>110</b>
Operational Measurements Requests Overview for Wireless Mode.....	112
Message Processing Statistics.....	112
Topology Update Statistics.....	114
Network Element Statistics.....	115
Latency Statistics.....	119
Connected Network Elements Statistics.....	128
Diameter Operational Measurements Requests for Wireless Mode.....	129
Diameter Sh Statistics.....	129
Diameter Sh Peer Statistics.....	131
.....	132
Diameter Sy Statistics.....	132
Diameter Sy Reconciliation Statistics.....	135
Diameter Event Trigger Statistics.....	135
Diameter Application Function Statistics.....	138
Diameter Application Function Peer Statistics.....	142
Diameter Charging Function Statistics.....	144
Diameter Charging Function Peer Statistics.....	145
Diameter Policy Charging Enforcement Function Statistics.....	146
Diameter Policy Charging Enforcement Function Peer Statistics.....	149
Diameter MRA Policy Charging Enforcement Function Statistics.....	151

Diameter MRA Policy Charging Enforcement Function Peer Statistics.....	152
Diameter MRA Distributed Routing and Management Application (DRMA) Statistics.....	153
Diameter MRA Diameter Routing Agent (DRA) Statistics.....	154
Diameter MRA Application Function (AF) Statistics.....	155
Diameter MRA Application Function (AF) Peer Statistics.....	156
Diameter MRA Bearer Binding and Event Reporting Function (Bberf) Statistics.....	157
Diameter MRA Traffic Detection Function (TDF) Statistics.....	159
Diameter MRA Traffic Detection Function (TDF) Peer Statistics.....	160
Diameter MRA Traffic Detection Function (TDF) over SCTP Statistics.....	161
KPI Statistics.....	162
KPI Statistics for COMCOL Behindness and Sync State.....	164
LDAP Source Statistics.....	166
Protocol Error Statistics.....	167
Protocol MRA Error Statistics.....	172
Session Cleanup Statistics.....	176
Timeout Statistics.....	177
Traffic Profile Statistics.....	191
TPS Statistics.....	192
Quota Profile Statistics.....	198
Quota Profile Statistics.....	199
Interval Statistics/PCRF Session License Tracking and Reporting.....	200
PDN RAT Connection Statistics.....	202
PDN Connection APN Statistics.....	204
KPI Dashboard Statistics.....	205
AF Session Statistics for RAT-Type.....	209
Replication Statistics.....	210
SCTP Association Statistics.....	213
Peer Associate Statistics.....	214
Message Error Statistics for Gx.....	215
SDR/SDA Message Processing Stats.....	216

**Part IV: Cable Mode.....217**

**Chapter 1: Topology Interface for Cable Mode.....218**

Network Elements.....	219
Add a Network Element in Cable.....	219
Update a Network Element in Cable.....	221
Add Network Element to Group.....	222

Remove Network Element from Group.....	223
Delete Network Element.....	223
Delete Network Element Group.....	224
Query Network Elements.....	225
<b>Chapter 2: Subscriber Interface for Cable Mode.....</b>	<b>228</b>
Accounts.....	229
Overview.....	229
Add Account.....	229
Update Account.....	231
Delete Account.....	231
Query Account.....	232
Tiers.....	233
Add Tier.....	233
Update Tier.....	234
Delete Tier.....	235
Query Tier.....	235
<b>Chapter 3: Operational Measurement Requests for Cable Mode.....</b>	<b>237</b>
Operational Measurements Requests Overview for Cable Mode.....	238
Topology Update Statistics.....	238
Subscriber Update Statistics.....	239
Policy Server Statistics.....	240
Reserve Commit Statistics.....	241
Gate Statistics.....	242
Latency Statistics.....	243
Mgpi Statistics.....	253
Policy Statistics.....	254
Diameter Operational Measurements Requests for Cable Mode.....	255
Diameter Application Function Statistics.....	256
Diameter Application Function Peer Statistics.....	259
PCMM BoD and CMTS Operational Measurements.....	261
PCMM BOD Statistics.....	261
PCMM BOD Error Statistics.....	263
PCMM BOD Session Statistics.....	264
PCMM BOD AM Statistics.....	265
PCMM Am Gate Statistics.....	267
PCMM BOD Gate Statistics.....	268



PCMM CMTS Statistics.....	269
PCMM CTMS Gate Statistics.....	270
PCMM Network Element Statistics.....	271
PCMM Connection Error Statistics.....	273
Connection Error Statistics for PCMM AMID.....	278
BoD Interface Operational Measurements.....	279
HTTP BOD Statistics.....	279
SOAP BOD Statistics.....	281
CMTS Re-discovery Operational Measurement Requests.....	282
CMTS Re-discovery Query Network Element.....	283
CMTS Re-discovery Add Network Element Interface.....	284
CMTS Re-discovery Update Network Element Interface.....	285
DQos Operational Measurements Requests.....	285
DQos CMTS Statistics.....	286
DQos Network Element Statistics.....	287
Traffic Profile Statistics.....	288
Protocol Error Statistics.....	289
PCMM Connection Error Statistics.....	294
MPE/BOD Replication Statistics.....	299
Field Mapping Profile Queries.....	300
Mediation Field Mapping Profile Statistics.....	300
Mediation - Add Field Mapping Profile.....	301
Mediation - Update Field Mapping Profile.....	302
Mediation - Delete Field Mapping Profile.....	303

# List of Tables

Table 1: Admonishments.....14

# Part I

## Introductory Information

---

### Topics:

- [About This Guide.....12](#)

This section of the OSSI (Operation Support System Interface) XML interface reference provides a description of the OSSI as well as important resource associated with this reference guide.

# Chapter 1

## About This Guide

---

### Topics:

- *Introduction.....13*
- *Scope and Audience.....13*
- *How This Guide is Organized.....13*
- *Documentation Admonishments.....14*
- *Related Publications.....14*
- *Locate Product Documentation on the Oracle Help Center Site.....15*
- *Customer Training.....15*
- *My Oracle Support (MOS).....15*
- *Emergency Response.....16*

This chapter contains an overview of this guide, describes how to obtain help, where to find related documentation, and provides other general information.

## Introduction

This guide describes the Operation Support System Interface (OSSI) XML interface . This interface enables an operator or third-party system to programmatically push configuration information to and retrieve operational statistics from the policy server deployment.

## Scope and Audience

This guide is intended for operators or third party systems who are responsible for pushing configuration information to and retrieving operational statistics from a policy server deployment.

## How This Guide is Organized

The information in this guide is divided into four major sections presented in the following order:





- The first part, *Introductory Information*, includes:
  - *About This Guide* which contains general information about this guide, the organization of this guide, and how to get technical assistance.
- The second part, *Functionality Used in both Wireless and Cable Modes* includes:
  - *Schema Definitions and Request Specifications* describes the Schema Definitions and Request Specifications used within the OSSI XML interface for both wireless and cable modes.
  - *Common Responses and Commands* describes the generic response format for many of the commands used and the commands that are common to the various OSSI interfaces.
  - *Operational Measurements Interface Overview* describes the interface used to retrieve operational counters from the system.
  - *Identity Management (IDM)* describes the interface that allows the CMP to configure user names, passwords and roles using the OSSI interface.
  - *Policy Table Interface* describes an interface that allows you to generalize multiple similar policies into a single policy, simplifying processes such as adding new policies, modifying existing policies, and checking consistency among policies.
- The third part, *Wireless Mode* describes all the functionality used in the wireless mode which includes:
  - *Topology Interface for Wireless Mode* describes the interface that allows wireless users to manage and query network elements, paths, and other topology-related objects within the system.
  - *Subscriber Interface for Wireless Mode* describes the interface that allows wireless users to manage and query quota profiles and quota conventions within their system.

- [Operational Measurement Requests for Wireless Mode](#) describes the various Operational Measurements (OM) groups and the individual OM statistics specific to the wireless mode.
- The fourth part, [Cable Mode](#) describes all the functionality used in the cable mode which includes
  - [Topology Interface for Cable Mode](#) describes the interface that allows cable users to manage and query network elements within the system.
  - [Subscriber Interface for Cable Mode](#) describes the interface that allows cable users to manage and query accounts and tiers within their system.
  - [Operational Measurement Requests for Cable Mode](#) describes the various Operational Measurements (OM) groups and the individual OM statistics specific to the cable mode.

## Documentation Admonishments

Admonishments are icons and text throughout this manual that alert the reader to assure personal safety, to minimize possible service interruptions, and to warn of the potential for equipment damage.

**Table 1: Admonishments**

Icon	Description
 DANGER	Danger: (This icon and text indicate the possibility of <i>personal injury</i> .)
 WARNING	Warning: (This icon and text indicate the possibility of <i>equipment damage</i> .)
 CAUTION	Caution: (This icon and text indicate the possibility of <i>service interruption</i> .)
 TOPPLE	Topple: (This icon and text indicate the possibility of <i>personal injury and equipment damage</i> .)

## Related Publications

For information about additional publications that are related to this document, refer to the *Related Publications Reference* document, which is published as a separate document on the Oracle Help Center site. See [Locate Product Documentation on the Oracle Help Center Site](#) for more information.

## Locate Product Documentation on the Oracle Help Center Site

Oracle Communications customer documentation is available on the web at the Oracle Help Center (OHC) site, <http://docs.oracle.com>. You do not have to register to access these documents. Viewing these files requires Adobe Acrobat Reader, which can be downloaded at <http://www.adobe.com>.

1. Access the Oracle Help Center site at <http://docs.oracle.com>.
2. Click **Industries**.
3. Under the Oracle Communications subheading, click the **Oracle Communications documentation** link.  
The Communications Documentation page appears. Most products covered by these documentation sets will appear under the headings “Network Session Delivery and Control Infrastructure” or “Platforms.”
4. Click on your Product and then the Release Number.  
A list of the entire documentation set for the selected product and release appears.
5. To download a file to your location, right-click the **PDF** link, select **Save target as** (or similar command based on your browser), and save to a local folder.

## Customer Training

Oracle University offers training for service providers and enterprises. Visit our web site to view, and register for, Oracle Communications training:

<http://education.oracle.com/communication>

To obtain contact phone numbers for countries or regions, visit the Oracle University Education web site:

[www.oracle.com/education/contacts](http://www.oracle.com/education/contacts)

## My Oracle Support (MOS)

MOS (<https://support.oracle.com>) is your initial point of contact for all product support and training needs. A representative at Customer Access Support (CAS) can assist you with MOS registration.

Call the CAS main number at 1-800-223-1711 (toll-free in the US), or call the Oracle Support hotline for your local country from the list at <http://www.oracle.com/us/support/contact/index.html>. When calling, make the selections in the sequence shown below on the Support telephone menu:

1. Select **2** for New Service Request
2. Select **3** for Hardware, Networking and Solaris Operating System Support
3. Select one of the following options:
  - For Technical issues such as creating a new Service Request (SR), Select **1**
  - For Non-technical issues such as registration or assistance with MOS, Select **2**

You will be connected to a live agent who can assist you with MOS registration and opening a support ticket.

MOS is available 24 hours a day, 7 days a week, 365 days a year.

## Emergency Response

In the event of a critical service situation, emergency response is offered by the Customer Access Support (CAS) main number at 1-800-223-1711 (toll-free in the US), or by calling the Oracle Support hotline for your local country from the list at <http://www.oracle.com/us/support/contact/index.html>. The emergency response provides immediate coverage, automatic escalation, and other features to ensure that the critical situation is resolved as rapidly as possible.

A critical situation is defined as a problem with the installed equipment that severely affects service, traffic, or maintenance capabilities, and requires immediate corrective action. Critical situations affect service and/or system operation resulting in one or several of these situations:

- A total system failure that results in loss of all transaction processing capability
- Significant reduction in system capacity or traffic handling capability
- Loss of the system's ability to perform automatic system reconfiguration
- Inability to restart a processor or the system
- Corruption of system databases that requires service affecting corrective actions
- Loss of access for maintenance or recovery operations
- Loss of the system ability to provide any required critical or major trouble notification

Any other problem severely affecting service, capacity/traffic, billing, and maintenance capabilities may be defined as critical by prior discussion and agreement with Oracle.



# Part II

## Functionality Used in both Wireless and Cable Modes

---

### Topics:

- *Schema Definitions and Request Specifications.....18*
- *Common Responses and Commands.....21*
- *Operational Measurements Interface Overview.....27*
- *Identity Management (IDM).....35*
- *Policy Table Interface.....52*

This section is divided into specific chapters that define functionality common to both wireless and cable modes. The following chapters provide this information in greater detail.

- **Schema Definitions and Request Specification** — define schema, (OssiXmlRequestResponse.xsd, OssiXmlCommon.xsd, OssiXmlTopology.xsd, etc.) and request specifications (using HTTP POST) for the OSSI interface.
- **Common Responses and Common Commands** — define the generic response format for many of the commands used as well as the commands that are common to the various OSSI interfaces.
- **Operational Measurements Interface Overview** — defines the interface used to retrieve operational counters from the system.
- **Identity Management (IDM)** — allows the CMP to configure user names, passwords and roles using the OSSI interface.
- **Policy Table Interface** — enables you to generalize similar policies into a single policy that represents the policy structure, plus policy tables that capture the differences.

# Chapter 1

## Schema Definitions and Request Specifications

---

### Topics:

- [Schema Definitions.....19](#)
- [Request Specification.....19](#)

This chapter provides detailed information on schema definitions and request specifications used within the OSSI XML interface.

## Schema Definitions

To enable message validation and to accurately specify the syntax of each of the messages, the following XML schema definitions are provided.

- `OssiXmlRequestResponse.xsd`: defines the `XmlInterfaceRequest` tag and the associated sub-element type definition. This xsd is used to validate add/update requests.
- `OssiXmlCommon.xsd`: defines the schema for global types and requests used in all interfaces.
- `OssiXmlTopology.xsd`: defines the schema for the topology interface.
- `OssiXmlSubscriber.xsd`: defines the schema for the subscriber interface such as `AddAccount` and `UpdateAccount`.
- `OssiXmlOm.xsd`: defines the schema for the OM interface and the OSSI OM stats query and response type definition.
- `OssiXmlRuntimeResponse.xsd`: defines the runtime response type such as `SubscriberLog`, `SubscriberRealtimeStats` and `ResponseType`.
- `OssiXmlUserMgr.xsd`: defines the User, Role-related type (such as: `AddRole` and `AddSysAdminUser`).
- `Export.xsd`: is generated according to the data model (`dal.xml`) during the build phase and includes miscellaneous types.

## Request Specification

Each of the requests and responses defined within the previous schema definitions are sent to and received from the Configuration Management Platform (CMP) using HTTPs messages. Specifically, an HTTP POST message is sent containing the specific request message. The HTTP response contains a response message indicating status and returning any data as required.

For an application desiring to use the OSSI XML interface, the only requirement is the ability to send an HTTP POST and to process any response. This guide contains examples that use the command line utility `wget` to send an HTTP POST request that contains data specified in an XML file as input and returns an output XML file. The example that follows demonstrates the basic `wget` options; additional options are available but not described here. Please note that the request URL is case sensitive and must be entered as seen here.

**Note:** The CMP has a global setting that controls how often statistics are available to OSSI. Therefore, the availability of statistics is dependent upon when the statistics are available to OSSI. For more information, refer to the *CMP Wireless User's Guide* and *CMP Cable User's Guide* .

```
> wget --post-file=input.xml --output-document=output.xml
"http://1.2.3.4/mi/xmlInterfaceRequest.do?user=test&pwd=test"
```

Where the following describes each parameter:

- **`--post-file=input.xml`** (Required): This parameter indicates the request input XML file.
- **`--output-document=output.xml`** (Optional): This parameter is used to name the output file. If unspecified, the default filename is the URL string indicated in the `wget` request.

## Schema Definitions and Request Specifications

- `http://1.2.3.4/mi/xmlInterfaceRequest.do ?user=test&pwd=test` (Required) — The HTTP request URL, including the authentication credentials.
- `--timeout=0` (Optional): This parameter sets the network timeout to seconds. The default for this value is 900 (15min). A value of 0 disables timeout checking completely.
- `--progress=dot` (Optional): This parameter is used to display the progress bar on the request.

# Chapter 2

## Common Responses and Commands

---

### Topics:

- [Common Responses.....22](#)
- [Result Codes.....23](#)
- [Common Commands.....23](#)

This chapter describes the generic response format for many of the commands used and the commands that are common to the various OSSI interfaces.

## Common Responses

This section describes the generic response format to many of the commands. The response format follows the generic response tag defined in the XSDs. The following are examples of successful and failed operations.

### Example XML Response for a Successful Operation

The following is an example of an XML response for a successful operation.

```
<?xml version="1.0" ?>
<Response>
  <Result>0</Result>
  <Command type="XmlInterfaceResponse">
    <Success count="2">Successfully imported 2 network elements.</Success>
    <Failure count="0"></Failure>
  </Command>
</Response>
```

### Example XML Response for an Operation that Fails at the System Level

The following is an example of an XML response for an operation that fails at the system level (for example, a malformed request).

```
<?xml version="1.0" ?>
<Response>
  <Result>103</Result>
  <Command type="XmlInterfaceResponse">
    <Success count="0"></Success>
    <Failure count="1">Incorrectly formatted XML. The element type
      "NetworkElementStats" must be terminated by the matching end-tag
      "</NetworkElementStats>".</Failure>
  </Command>
</Response>
```

### Example XML Response for an Operation that Includes an Application-level Failure

The following is an example of an XML response for an operation that includes an application-level failure.

```
<?xml version="1.0" ?>
<Response>
  <Result>0</Result>
  <Command type="XmlInterfaceResponse">
    <Success count="0"></Success>
    <Failure count="1">Failed to import 1 network elements.
      Network Element includes an invalid NetworkElementType.
      Network Element: RouterA</Failure>
  </Command>
</Response>
```

```
</Command>
</Response>
```

## Result Codes

Many of the OSSI commands return a numeric result code in their response messages. This code represents the status of the operation at the system level, and shows whether the command itself could be executed or not. The following text describes the possible result codes.

Code	Description
0	The command was valid at a system level.
100	There was a general failure due to an internal server error.
101	The command failed authentication; the account or password does not match between the OSSI and the URL.
102	An input stream error occurred (for example, the requested data exceeds maximum size). The maximum size for a single request is 20,000,000 bytes. An example of the error message is:errors.importExport.variableMessageMaxFileSize=Import file exceeds max size of 20M.
103	The request is malformed; for example, the XML tags may be invalid. Refer to the XSD of the OSSI query and ensure that no characters appear before the XML header (<?xml version="1.0" encoding="UTF-8"?>).

## Common Commands

This section describes commands that are common to the various OSSI interfaces. These include:

- **Get Version** — allows users to request the OSSI API version number, as a string (for example, "2.0.3"). This enables you to verify that the OSSI interface being used is the version expected, ensuring that the commands will operate as specified for that version.
- **Distribute Updates**: allows users to trigger an immediate distribution of any pending data changes to the policy servers. This enables you to queue up many changes in the Configuration Management Platform (CMP) before sending them all at one time to the policy servers in the deployment. Alternatively, changes can be distributed one-by-one on a per-command basis. The following types of data are pushed down to the policy servers as part of this request:
  - Topology data, which includes Network Elements and Paths.
  - Tiers
  - Subscriber accounts
- **Serving Gateway/MCC-MNC Mapping**: allows users to verify input xml files.
- **Query OM Stats Setting**: allows users to verify the persistent-interval settings for Reset Configuration and Collection Interval.

- Query Absolute Values for Statistics: allows users to retrieve absolute values when **Stats.Interval.Enabled.** is set to false.

## Get Version

The following examples show both the request and response that are defined in the XSDs for the GetVersion tag.

The following is an example of the request that follows the GetVersion tag.

```
<?xml version="1.0" encoding="UTF-8" ?>
<XmlInterfaceRequest>
  <GetVersion></GetVersion>
</XmlInterfaceRequest>
```

The following example response to the previous request follows the generic Response tag.

```
<?xml version="1.0" ?>
<Response>
  <Result>0</Result>
  <Command type="XmlInterfaceResponse">
    <Success count="1">2.2.14</Success>
    <Failure count="0"></Failure>
  </Command>
</Response>
```

## Distribute Updates

The following examples show the requests and responses that are defined in the XSDs for the DistributeUpdates tag.

The following is an example of the request that follows the DistributeUpdates tag.

```
<?xml version="1.0" encoding="UTF-8" ?>
<XmlInterfaceRequest>
  <DistributeUpdates></DistributeUpdates>
</XmlInterfaceRequest>
```

The optional ForceSynchronization attribute can be used to force a complete resynchronization of the CMP and Multimedia Policy Engine (MPE) databases. The default value for this attribute is false.

Typically, using this attribute should not be necessary as the system should always be kept in-sync automatically; it is merely provided as a fail-safe measure for unforeseen circumstances. Also note that there is a performance impact from using this attribute, so it should not be used unless deemed necessary by Policy support personnel. The following is an example of this attribute:

```
<?xml version="1.0" encoding="UTF-8" ?>
<XmlInterfaceRequest>
  <DistributeUpdates ForceSynchronization="true"></DistributeUpdates>
</XmlInterfaceRequest>
```



The following example response to the previous request follows the generic Response tag.

```
<?xml version="1.0" ?>
<Response>
  <Result>0</Result>
  <Command type="XmlInterfaceResponse">
    <Success count="3">Topology updates successful. Tier updates successful.
    Account updates successful.</Success>
    <Failure count="0"></Failure>
  </Command>
</Response>
```

## Serving Gateway/MCC-MNC Mapping

The following example shows the request and response defined in the XSDs for the SgwMapping tag.

The following is an example of the request that follows the SgwMapping tag.

```
<?xml version="1.0" encoding="UTF-8" standalone="yes" ?>
<XmlInterfaceRequest>
  <AddSgwMapping>
    <SgwMapping>
      <Name>test</Name>
      <Description>description for the mcc-mnc
      mapping</Description>
      <MccMnc>111111</MccMnc>
      <SgwIpAddress>
        <IpAddress>10.0.0.129</IpAddress>
      </SgwIpAddress>
    </SgwMapping>
  </AddSgwMapping>
</XmlInterfaceRequest>
```

The following example response to the previous request follows the generic Response tag.

```
<?xml version="1.0" ?>
<Response>
  <Result>0</Result>
  <Command type="XmlInterfaceResponse">
    <Success count="1">Successfully imported 1
    Serving Gateway/MCC-MNC Mappings.</Success>
    <Failure count="0"></Failure>
  </Command>
</Response>
```

## Query OM Stats Settings

The following example shows the request and response that is defined in the XSDs for the QueryOmStatsSetting tag.

The following is an example of the request that follows the QueryOmStatsSetting tag.

```
<?xml version="1.0" encoding="UTF-8" ?>
<XmlInterfaceRequest>
```

```
<QueryOmStatsSetting/>
</XmlInterfaceRequest>
```

The following example response to the previous request follows the generic Response tag.

```
<?xml version="1.0" ?>
  <OmStatsSetting>
    <ResetConfiguration>Interval</ResetConfiguration>
    <CollectionInterval>15</CollectionInterval>
  </OmStatsSetting>
```

## Query Absolute Values for Statistics

The following example show the request and response that is defined in the XSDs for the Statistics tag.

**Note:** If Stats.Interval.Enabled is set to true (meaning that Persistent Interval Statistics are in use), then the CMP does not collect absolute counter values.

The following is an example of the request that follows the Statistics tag.

```
<?xml version="1.0" encoding="UTF-8" ?>
<XmlInterfaceRequest>
  <Statistics/>
</XmlInterfaceRequest>
```

The following example response to the previous request follows the generic Response tag.

```
<?xml version="1.0" ?>
  <Statistics>
    <DiameterAfPeerLatencyStats>
      Absolute statistics values are not available.
    </DiameterAfPeerLatencyStats>
  </Statistics>
```

# Chapter 3

## Operational Measurements Interface Overview

---

### Topics:

- *OM Statistics Scheduled Task.....28*
- *OM Statistics Requests.....28*
- *OM Statistics Response Format.....30*
- *Timezones and Start/End Times.....32*
- *Counter Reset and Failover.....32*
- *Comparisons Between the CMP GUI and OM Statistics.....33*

The Operational Measurements (OM) XML interface is used to retrieve operational counters from the system. This chapter describes the interface and how it should be used.

## OM Statistics Scheduled Task

The OM interface requires that the “OM Statistics” scheduled task be running on the *Configuration Management Platform (CMP)*. This task performs the function of collecting the operational counters from the MPEs in the network and recording them in the CMP database; the data is then available to be queried via the OM XML interface (See *CMP Wireless User’s Guide* or *CMP Cable User’s Guide* for more information). This task can be configured by the user to poll at intervals between 5 minutes and 24 hours, with a default value of 15 minutes, and keeps the data available for query for 1 to 30 days, with the default value being 7 days. The recommended settings for this task varies with each deployment, dependant on the volume of data being collected.

When OM requests are made, the data for the response is taken from the information that has been collected by this task. Without the data that is collected through this scheduled task, there would be no data available for OM queries.

Most values returned as part of the response are presented (by default) as deltas, representing the positive change between the start time and end time. In order to calculate a delta there must be a minimum of two recorded values available, so the OM Statistics task must have been run at least twice in order to provide any data through the OM XML interface.

## OM Statistics Requests

These are the two OM statistic requests used in the OSSI.

- [Attributes and Child Tags](#)
- [Recorded Timestamp and Request Time Range](#)

## Attributes and Child Tags

The following attributes can be used with any of the OM Statistics requests as part of the QueryOMStats tag:

- **DeltaCount:** are the values for statistics which are cumulative in nature (for example, monotonically increasing counters) are returned by default as a delta value. For these cumulative statistics, the delta value returned represents the positive change in that value since the last recorded time period. By setting the DeltaCount attribute to “false” you can request that all statistics be returned as absolute values instead, that is the total values since the beginning of time.

Some statistics are always returned as absolute values. These non-cumulative statistics have values that can increase or decrease over time, for example Upstream and Downstream Bandwidth or active Session Counts. These statistics are explicitly called out in this document as always returning “absolute” values.

The following is an example of the DeltaCount attribute:

```
<?xml version="1.0" encoding="UTF-8"?>
<QueryOmStats DeltaCount="false">
```

```
<StartTime>2006-10-12T11:15:00Z</StartTime>
<EndTime>2006-10-12T11:25:00Z</EndTime>
<NetworkElementStats></NetworkElementStats>
</QueryOmStats>
```

- **AggregateTimeSamples:** is an attribute that allows you to request that all sample buckets in the response be aggregated into a single sample bucket. This attribute allows you to request data for a time period and see a summary of all recorded data for that specific time period, rather than all the individual samples that make up the requested time period.

The following is an example of the **AggregateTimeSamples** attribute:

```
<?xml version="1.0" encoding="UTF-8" ?>
<QueryOmStats AggregateTimeSamples="true">
  <StartTime>2006-10-12T11:15:00Z</StartTime>
  <EndTime>2006-10-12T11:25:00Z</EndTime>
  <NetworkElementStats/>
</QueryOmStats>
```

The following child tags are available for OM XML Commands:

- **StartTime/EndTime:** These tags define the time range which all statistical data recorded is returned.

**Note:** The **EndTime** tag is an optional tag. If no **EndTime** tag is specified, then the time range extends from the **StartTime** and continues until the current time. This provides a means to capture the most up-to-date data.

The following is an example of the **StartTime/EndTime** child tags:

```
<?xml version="1.0" encoding="UTF-8" ?>
<QueryOmStats>
  <StartTime>2006-10-26T14:30:00Z</StartTime>
  <EndTime>2006-10-26T14:35:00Z</EndTime>
  <PolicyServerStats/>
  <IsComplete>true</IsComplete>
</QueryOmStats>
```

- **PolicyServer:** This optional tag, is specified as a child tag of some individual statistic groups. This tag allows you to request statistics specific to an individual or a set of MPEs. The default behavior displays statistics for all MPEs.

The following is an example of the **PolicyServer** child tag:

```
<?xml version="1.0" encoding="UTF-8" ?>
<QueryOmStats>
  <StartTime>2006-10-26T14:30:00Z</StartTime>
  <EndTime>2006-10-26T14:35:00Z</EndTime>
  <PolicyServerStats>
    <PolicyServer>Atlanta105</PolicyServer>
  </PolicyServerStats>
</QueryOmStats>
```

## Recorded Timestamp and Request Time Range

The OM Statistics task runs on a scheduled interval and is time stamped, (for increased accuracy), as they are received from the MPEs. For example, if the OM Statistics task starts at 12:00:00, the statistics recorded for MPE1 do not have to be time stamped until 12:00:01, and MPE2 at 12:00:02, and so on.

This detail impacts the way the captured data is requested through the XML interface. It ensures that all the desired data is returned as part of the response. To ensure correct results, if the intent is to retrieve data for a full 24 hour period, the start and end times should extend beyond the intended 24 hour period to ensure that any delayed results returned for an MPE are included in the response.

For example, to retrieve statistics recorded for the entire day of March 10, the following request time range is recommended (note that the EndTime is 15 minutes past midnight) to extend beyond the 24 hour period:

```
<StartTime>2008-03-10T00:00:00Z</StartTime>
<EndTime>2008-03-11T00:15:00Z</EndTime>
```

## OM Statistics Response Format

The XSD defines the schema for responses to OM XML requests. Results are returned in **Sample** buckets representing a range of time. If Persistent Interval Statistics are enabled (Stats.Interval.Enabled), this range is determined by the **Stats Collection Period**, found under **Global Configuration Settings > Stats Settings** on the CMP, but also includes any **Manual** runs of the task initiated by the user.

If Stats.Interval.Enabled is set to false (meaning that Persistent Interval Statistics are not enabled), then the CMP collects absolute counter values only; this range is determined by the interval settings of the OM Statistics scheduled task and includes any **Manual** runs of the task initiated by the user.

Responses do not return data sets that exceed a maximum size. In this case, a user is directed to reduce the scope of their query to accommodate for the size limitation of the XML response.

## Interval Statistics

In the interval-statistics mode, all numeric data generated by MPEs and MRAs are reset at regular intervals controlled by the Stats Collection Period. When in Interval mode, a reset occurs on the hour and then every 5, 10, 15, 20, 30 or 60 minutes afterwards depending on the value of the Stats Collection Period. See the *CMP Wireless User Guide* for details on setting interval statistics.

When in the Interval Mode, the XML request and response will look similar to this example.

Request

```
<QueryOmStatsSetting/>
```

Response

```
<OmStatsSetting>
  <ResetConfiguration>Interval</ResetConfiguration>
  <CollectionInterval>15</CollectionInterval>
</OmStatsSetting>
```

## Absolute versus Delta Values

For all cumulative statistics (for example, monotonically increasing counters), the returned values are presented as deltas by default. These deltas represent the positive change in value between the start and end times. This behavior can optionally be changed to return absolute values for all statistics (see [OM Statistics Requests](#)).

Non-cumulative statistics, those statistics whose value can either increase or decrease between intervals, are returned as absolute values. This prevents negative value responses as a result of a delta calculation. For example, in NetworkElementStats the Upstream Bandwidth, Downstream Bandwidth, and “active” Session Counts are returned as absolute values. These absolute value statistics are explicitly called out in this document as always returning “absolute” values. All absolute data points are taken as the value at the End Time of the reported Sample.

## Empty Data Set

Requests that do not result in any statistics contain the following message:

**Not enough statistical data available to fulfill request.**

If you receive this message, check the request parameters or select a different time range, as the message indicates that for the parameters submitted as part of the request there is not enough recorded data to respond.

This response can occur for a number of reasons. If you see the following in the response:

```
<IsComplete>>false</IsComplete>
```

then the MPE or MRA has detected errors when collecting the stats, usually because a complete interval was not available.

A possible explanation for this message is that the OM Statistics Task was run at least two times within the specified time range (StartTime and EndTime). This message could also occur if recorded data is unavailable for a specific parameter, such as a certain Network Element or MPE name.

The task itself runs on a schedule but the data is recorded dynamically as it is received from the MPEs, so this factor should be taken into account when requesting a particular range of time. To alleviate this message, you should start with a larger time window for testing and narrow that down, adjusting the scheduled task as needed, until the desired data is returned. This message could also occur if recorded data is unavailable for a specific parameter, such as a certain Network Element or MPE name.

## Timezones and Start/End Times

OM responses include “Sample” buckets, each with a specified start and end time. These values are returned in UTC (Coordinated Universal Time) format, which is the international time standard. The CMP is unaware of the timezone of the originating request and is therefore unable to return a “localized” timezone to the user.

The XSDs define request/responses with the following:

```
<!-- Time Range -->
<xsd:element name="StartTime" type="xsd:dateTime" minOccurs="1" maxOccurs="1"/>
<xsd:element name="EndTime" type="xsd:dateTime" minOccurs="1" maxOccurs="1"/>
```

The type is defined as “**xsd:dateTime**”. This is a UTC format. This data type describes instances identified by the combination of a date and a time.

Its lexical space is the extended format:

**[ - ]CCYY-MM-DDThh:mm:ss[Z|(+|-)hh:mm]**

The time zone may be specified as Z (UTC) or (+|-)hh:mm. Time zones that are not specified are considered localized to the MPE Manager.

The following are examples of valid values for xsd:dateTime:

- Example 1—2007-03-26T21:32:52Z - UTC format. This is the default response format for all timestamps. It is also the recommend format for user requests.
- Example 2—2007-03-26T21:32:52+02:00 - Localized time with 2 hour offset to UTC time.
- Example 3—2007-03-26T19:32:52 - Localized time. This will be interpreted as localized to the MPE Manager.
- Example 4—2007-03-26T19:32:52+00:00 - Localized time with no offset.

**Note:** All date and time numbers are two digits. For example, 3:00am, April 5th is written as “2008-04-05T03:00:00” and not “2008-4-5T3:00:00”.

A request to retrieve statistics can be made either in UTC or as a time that is localized to the CMP. It is recommended that users make their requests in UTC format to remain consistent with the UTC output. UTC is also recommended, as end users may not be aware they are making requests from a different timezone than the CMP and therefore may not be accounting for that difference when analyzing results. If the MPEs, CMP, and end user are all in different timezones then the user would be attempting to correlate values and draw conclusions from the reported statistics across all of those timezones.

## Counter Reset and Failover

MPEs and MRAs write historical data to a distributed comcol database and save it for 24 hours.



**Note:** CMP stores cluster-level interval stats to its own database. Data is available for external OSS system to retrieve after the end of the next interval period.

There are two cases where statistics can be reset:

- You can click the **Reset All Counters** button on the Policy Server **Reports** page of the CMP Graphical User Interface (GUI). This button is typically used to reset counters as a baseline from which to run tests (refer to *CMP User Guide* for detailed description of this page.).
- You can enable the Interval mode; when configured, numeric values are reset at regular intervals controlled by the Stats Collection Period. When in Interval mode, a reset will occur on the hour and then every 5, 10, 15, 20, 30 or 60 minutes afterwards depending on the value of the Stats Collection Period. (When interval periods are changed, the database is purged.) See the *CMP User Guide* for details.

In either case, all memory counters are reset to 0. This means that the delta values calculated for the time period during which the reset occurred are not accurate.

For example, if at the StartTime the SuccessSessionCount value was 100, and a reset occurred resetting the count to 0, then the next reported delta would be -100. If the SuccessSessionCount started at 100, and during the sample time period, five successful sessions completed, then a reset occurred after which 10 more sessions completed successfully, then the resulting delta for that time period would be -90. This example shows that some information is lost; the response will indicate this with the `IsComplete` flag set to `false`. In either case, the value could not be seen as an accurate representation of activity for that time and should be ignored. For this reason, negative delta values are always returned as "0".

The CMP will get incomplete interval stats from MPE/MRA in the following conditions:

- The active MPE/MRA blade switches over one or more times within an interval period.
- MPE/MRA has initially started up.
- Under high-load conditions, the MPE/MRA cannot store data to the database at the end of an interval cycle (within a margin of a few seconds).

## Comparisons Between the CMP GUI and OM Statistics

Relationships between the OM XML responses and the CMP Reports GUI can be drawn and used for comparison.

The OM XML interface persists statistic values over time. This tool is intended for historical analysis of statistics and can be used to track usage. The interface enables you to request data over a user-defined time range and returns data for that period. The default behavior for this interface is to return data as delta values. The delta is calculated as the positive change in value between the start and end times returned in "Sample" buckets. Certain non-cumulative statistics are always reported as absolutes and those individual statistics are explicitly documented. This behavior can also be changed to return absolute values for all statistics; even those which are cumulative in nature (see [OM Statistics Requests](#)).

The "Reports" page in the Policy Server section of the CMP GUI displays statistics in real time (Refer to the *CMP User's Guide* for details). The intent of this page is for monitoring current statistics. The page dynamically updates the displayed statistics every 10 seconds. These statistics are categorized by protocol. The default behavior of this page displays statistics as absolute values. There is a "Show Deltas" button at the top of the page; this button can be used to switch the display to calculated delta

values. The delta value shown is the difference between the current value and the last refresh of the page (approximately 10 seconds).

The top section on any statistics page, contained within the CMP GUI, usually correlates with the “Message Processing Stats” of the OM XML interface. The individual statistics for each Network Element can be found in the section at the bottom of the reporting page. These statistics correlate with the “Network Element Stats” of the OM XML interface.

Labels for specific statistics may differ between the CMP GUI and the OM XML interface responses. The specific types of statistics displayed may also differ by protocol. While the CMP GUI can use labels and statistics specific to a certain protocol, the OM XML interface requests must use generic language across protocols in order to remain consistent with published XSD definitions.

For deployments that collect statistics across multiple protocols, for example PCMM and DQoS, the CMP GUI displays statistics for each protocol individually. However, in the XML Interface, the statistics for available protocols are summarized in the response. For example, session count statistics for PCMM and DQoS would be added together to display with each network element. Statistics for individual protocols are not be displayed separately.

Additional details for the GUI’s Reports/Statistics section of the CMP GUI can be found in the *CMP User’s Guide*.

## Identity Management (IDM)

---

### Topics:

- [Identity Management Overview.....36](#)
- [Add a User.....36](#)
- [Update a User.....42](#)
- [Delete a User.....46](#)
- [Query a User.....47](#)
- [Query User Role.....48](#)
- [Query User Scope.....51](#)

Identity Management (IDM) allows the CMP to configure user names, passwords and roles using the OSSI interface. It also allows querying of user scopes and roles.

## Identity Management Overview

The Identity Management system connects to a CMP through an HTTP or HTTPS interface. The user must specify the operation parameter `idm` in the requested URL, similar to `http://127.0.0.1/mi/xmlInterfaceRequest.do?user=supervisor&pwd=password&operation=idm`.

The account used for connecting the OSSI to the CMP is a regular CMP user account, with the default global scope and the following privileges:

- Show Privilege for OSSI Import/Export
- Read-Write Privilege for User Management

The Identity Management feature allows users to perform the following tasks:

- *Add a User*: Create one or more users, or update a current user's parameters by overwriting them with new parameters.
- *Update a User*: Update parameters for one or more users.
- *Query a User*: Query one user if the Name element occurs, or all users if no Name element occurs.
- *Delete a User*: Delete one or more users.
- *Query User Role*: Query one role if the Name element occurs, or all roles if no Name element occurs.
- *Query User Scope*: Query one scope if the Name element occurs, or all scopes if no Name element occurs.

## Add a User

**Note:** This query is not available to Policy servers in NW-CMP mode.

The following examples show the request and response that are defined in the XSDs for the `AddSysAdminUser` tag.

### Successful Request

Request

This request follows the `AddSysAdminUser` tag defined in the XSDs.

```
<?xml version="1.0" encoding="UTF-8" standalone="yes"?>
<XmlInterfaceRequest>
  <AddSysAdminUser>
    <SysAdminUser>
      <Name>admin1</Name>
      <Description>The default administrator user with all
privileges</Description>
      <Password>camiant</Password>
      <LockedStatus>0</LockedStatus>
      <RoleRef>
        <Name>Administrator</Name>
      </RoleRef>
      <ScopeRef>
        <Name>Global</Name>
      </ScopeRef>
    </SysAdminUser>
  </AddSysAdminUser>
</XmlInterfaceRequest>
```

```

    </SysAdminUser>
  </AddSysAdminUser>
</XmlInterfaceRequest>

```

The AddSysAdminUser operation parameters are:

- Name (Required) — 250 characters (string)
- Description (Optional) — 250 characters (string)
- Password (Required) — A clear text
- LockedStatus (Required) — 0 = unlocked; 1 = locked
- RoleRef (Required) — Can specify only one role
- ScopeRef (Required) — Can specify multiple scopes

#### Request

This request follows the AddSysAdminUser tag defined in the XSDs.

```

<?xml version="1.0" ?>
<Response>
  <Result>0</Result>
  <Command type="XmlInterfaceResponse">
    <Success count="1">Successfully imported 1 User(s).</Success>
    <Failure count="0"></Failure>
  </Command>
</Response>

```

The AddSysAdminUser errors that a user may receive are:

- ERROR\_USER\_INVALID\_NAME — Invalid User Name for: '{\$UserName}'; UserName is an empty string.
- ERROR\_USER\_NAME\_TOO\_LONG — User Name exceeds max length for: '{\$UserName}'; UserName exceeds max length (250 characters).
- ERROR\_USER\_DESCRIPTION\_TOO\_LONG — User Description exceeds max length. User: '{\$UserName}'; Description exceeds max length (250 characters)
- ERROR\_USER\_NOROLE\_OR\_NOSCOPE — User: '{\$Username}' must have an associated Role and Scope.; Non-Role or non-Scope is defined in OSSI command.
- ERROR\_USER\_INVALID\_ROLE\_NAME — Invalid Role Name for: '{\$RoleName}'; RoleName is an empty string, or RoleName exceeds max length (250 characters), or there is more than one Role defined.
- ERROR\_USER\_INVALID\_SCOPE\_NAME — Invalid Scope Name for: '{\$ScopeName}'; ScopeName is an empty string, or ScopeName is exceeds max length (250 characters).
- ERROR\_USER\_ROLE\_LINK — The user: {\$UserName}'s associated role does not exist. Please create it first.; RoleName is not defined in CMP.
- ERROR\_USER\_SCOPE\_LINK — The user: {\$UserName}'s associated scope does not exist. Please create it first.; ScopeName is not defined in CMP.
- ERROR\_SCHEMA\_INVALID — N/A; If the input OSSI command cannot match the schema specification, there will be an error-message response to the operator. For example, if you define a LockStatus with a string, the following message will be reported: "Error parsing import file: Error parsing import file: cvc-datatype-valid.1.2.1: 'ABC' is not a valid value for 'integer'."

**ERROR\_USER\_INVALID\_NAME****Request**

This request follows the AddSysAdminUser tag defined in the XSDs.

```
<?xml version="1.0" encoding="UTF-8" standalone="yes"?>
<XmlInterfaceRequest>
  <AddSysAdminUser>
    <SysAdminUser>
      <Name></Name>
      <Description>The default administrator user with all
privileges</Description>
      <Password>oracle</Password>
      <LockedStatus>0</LockedStatus>
      <RoleRef>
        <Name>Administrator</Name>
      </RoleRef>
      <ScopeRef>
        <Name>Global</Name>
      </ScopeRef>
    </SysAdminUser>
  </AddSysAdminUser>
</XmlInterfaceRequest>
```

**Request**

The following error response occurs when the user name is invalid.

```
<?xml version="1.0" ?>
<Response>
  <Result>0</Result>
  <Command type="XmlInterfaceResponse">
    <Success count="0"></Success>
    <Failure count="1">Failed to import 1 User(s).

    Invalid User Name for: ""</Failure>
  </Command>
</Response>
```

**ERROR\_USER\_INVALID\_ROLE\_NAME****Request**

This request follows the AddSysAdminUser tag defined in the XSDs.

```
<?xml version="1.0" encoding="UTF-8" standalone="yes"?>
<XmlInterfaceRequest>
  <AddSysAdminUser>
    <SysAdminUser>
      <Name>admin1</Name>
      <Description>The default administrator user with all
privileges</Description>
      <Password>oracle</Password>
      <LockedStatus>0</LockedStatus>
      <RoleRef>
        <Name></Name>
      </RoleRef>
      <ScopeRef>
```

```

    <Name>Global</Name>
  </ScopeRef>
</SysAdminUser>
</AddSysAdminUser>
</XmlInterfaceRequest>

```

### Request

The following error response occurs when the role name is invalid.

```

<?xml version="1.0" ?>
<Response>
  <Result>0</Result>
  <Command type="XmlInterfaceResponse">
    <Success count="0"></Success>
    <Failure count="1">Failed to import 1 User(s).

    Invalid Role Name for: "admin1"</Failure>
  </Command>
</Response>

```

### ERROR\_USER\_INVALID\_SCOPE\_NAME

### Request

This request follows the AddSysAdminUser tag defined in the XSDs.

```

<?xml version="1.0" encoding="UTF-8" standalone="yes"?>
<XmlInterfaceRequest>
  <AddSysAdminUser>
    <SysAdminUser>
      <Name>admin1</Name>
      <Description>The default administrator user with all
privileges</Description>
      <Password>oracle</Password>
      <LockedStatus>0</LockedStatus>
      <RoleRef>
        <Name>Administrator</Name>
      </RoleRef>
      <ScopeRef>
        <Name></Name>
      </ScopeRef>
    </SysAdminUser>
  </AddSysAdminUser>
</XmlInterfaceRequest>

```

### Request

The following error response occurs when the scope name is invalid.

```

<?xml version="1.0" ?>
<Response>
  <Result>0</Result>
  <Command type="XmlInterfaceResponse">
    <Success count="0"></Success>
    <Failure count="1">Failed to import 1 User(s).

```

```

    Invalid Scope Name for: "admin1"</Failure>
  </Command>
</Response>

```

## ERROR\_USER\_ROLE\_LINK

### Request

This request follows the AddSysAdminUser tag defined in the XSDs.

```

<?xml version="1.0" encoding="UTF-8" standalone="yes"?>
<XmlInterfaceRequest>
  <AddSysAdminUser>
    <SysAdminUser>
      <Name>admin1</Name>
      <Description>The default administrator user with all
privileges</Description>
      <Password>oracle</Password>
      <LockedStatus>0</LockedStatus>
      <ScopeRef>
        <Name>Not Exist Global</Name>
      </ScopeRef>
    </SysAdminUser>
  </AddSysAdminUser>
</XmlInterfaceRequest>

```

### Request

The following error response occurs when the user's associated role does not exist.

```

<?xml version="1.0" ?>
<Response>
  <Result>0</Result>
  <Command type="XmlInterfaceResponse">
    <Success count="0"></Success>
    <Failure count="1">Failed to import 1 User(s).

    User: "admin1" must have an associated Role and Scope.</Failure>
  </Command>
</Response>

```

## ERROR\_USER\_NOROLE\_OR\_NOSCOPE

### Request

This request follows the AddSysAdminUser tag defined in the XSDs.

```

<?xml version="1.0" encoding="UTF-8" standalone="yes"?>
<XmlInterfaceRequest>
  <AddSysAdminUser>
    <SysAdminUser>
      <Name>admin1</Name>
      <Description>The default administrator user with all
privileges</Description>
      <Password>oracle</Password>
      <LockedStatus>0</LockedStatus>

```



```

    <RoleRef>
      <Name>Not Exits Administrator</Name>
    </RoleRef>
  </ScopeRef>
</SysAdminUser>
</AddSysAdminUser>
</XmlInterfaceRequest>

```

### Request

The following error response occurs when the user's role does not exist.

```

<?xml version="1.0" ?>
<Response>
  <Result>0</Result>
  <Command type="XmlInterfaceResponse">
    <Success count="0"></Success>
    <Failure count="1">Failed to import 1 User(s).

    The user: admin1's associated role does not exist. Please create it
    first.</Failure>
  </Command>
</Response>

```

### Request

This request follows the AddSysAdminUser tag defined in the XSDs.

```

<?xml version="1.0" encoding="UTF-8" standalone="yes"?>
<XmlInterfaceRequest>
  <AddSysAdminUser>
    <SysAdminUser>
      <Name>admin1</Name>
      <Description>The default administrator user with all
privileges</Description>
      <Password>oracle</Password>
      <LockedStatus>0</LockedStatus>
      <RoleRef>
        <Name>Administrator</Name>
      </RoleRef>
      <ScopeRef>
        <Name>Not Exist Global</Name>
      </ScopeRef>
    </SysAdminUser>
  </AddSysAdminUser>
</XmlInterfaceRequest>

```

### Request

The following error response occurs when the user's scope does not exist.

```

<?xml version="1.0" ?>
<Response>
  <Result>0</Result>
  <Command type="XmlInterfaceResponse">
    <Success count="0"></Success>

```

```
<Failure count="1">Failed to import 1 User(s).

  The user: admin1's associated scope does not exist. Please create it
first.</Failure>
</Command>
</Response>
```

## Update a User

**Note:** This query is not available to Policy servers in NW-CMP mode.

The following examples show the requests and responses that are defined in the XSDs for the UpdateSysAdminUser tag.

### Request

This request follows the UpdateSysAdminUser tag defined in the XSDs.

```
<?xml version="1.0" encoding="UTF-8" standalone="yes"?>
<XmlInterfaceRequest>
  <UpdateSysAdminUser>
    <SysAdminUser>
      <Name>admin1</Name>
      <Description>New The default administrator user with all
        privileges</Description>
      <LockedStatus>0</LockedStatus>
      <RoleRef>
        <Name>Administrator</Name>
      </RoleRef>
      <ScopeRef>
        <Name>Global</Name>
      </ScopeRef>
    </SysAdminUser>
  </UpdateSysAdminUser>
</XmlInterfaceRequest>
```

The UpdateSysAdminUser operation parameters are:

- Name(Required): 250 characters (string)
- Description (Optional): 250 characters (string)
- Password(Optional): A clear text
- LockedStatus (Optional): 0 = unlocked; 1 = locked
- RoleRef (Optional): Can specify only one role
- ScopeRef (Optional): Can specify multiple scopes

The probable errors a user may receive are as follows:

- ERROR\_USER\_NAME\_NOT\_EXIST: Specified User does not exist: '{ \$UserName }'; The specified user is not in system.
- ERROR\_USER\_INVALID\_NAME: Invalid User Name for: '{ \$UserName }'; User Name is an empty string.;
- ERROR\_USER\_NAME\_TOO\_LONG: User Name exceeds max length for: '{ \$UserName }'; UserName exceeds max length (250 characters).

- **ERROR\_USER\_DESCRIPTION\_TOO\_LONG:**User Description exceeds max length. User: '{ \$UserName }'; Description exceeds max length (250 characters)
- **ERROR\_USER\_NOROLE\_OR\_NOSCOPE:**User: '{ \$Username }' must have an associated Role and Scope.; Non-Role or non-Scope is defined in OSSI command.
- **ERROR\_USER\_INVALID\_ROLE\_NAME:** Invalid Role Name for: '{ \$RoleName }'; RoleName exceeds max length (250 characters), or There is more than one Role defined.
- **ERROR\_USER\_INVALID\_SCOPE\_NAME:** Invalid Scope Name for: '{ \$ScopeName }'; ScopeName exceeds max length (250 characters).
- **ERROR\_USER\_ROLE\_LINK:**The user: { \$UserName }'s associated role does not exist. Please create it first.; RoleName is an empty string, or RoleName is not defined in CMP.
- **ERROR\_USER\_SCOPE\_LINK:**The user: { \$UserName }'s associated scope does not exist. Please create it first.; ScopeName is an empty string, or ScopeName is not defined in CMP.
- **ERROR\_SCHEMA\_INVALID:** N/A; If the input OSSI command cannot match the schema specification, there will be an error-message response to the operator. For example, if you define a LockStatus with a string, the following message will be reported: "Error parsing import file: Error parsing import file: cvc-datatype-valid.1.2.1: 'ABC' is not a valid value for 'integer'."

### Response

The response to this request follows the generic Response tag defined in the XSDs.

```
<?xml version="1.0" ?>
<Response>
  <Result>0</Result>
  <Command type="XmlInterfaceResponse">
    <Success count="1">Successfully updated 1 User(s).</Success>
    <Failure count="0"></Failure>
  </Command>
</Response>
```

### ERROR\_USER\_NAME\_NOT\_EXIST

#### Request

This request follows the UpdateSysAdminUser tag defined in the XSDs.

```
<?xml version="1.0" encoding="UTF-8" standalone="yes"?>
<XmlInterfaceRequest>
  <UpdateSysAdminUser>
    <SysAdminUser>
      <Name>NotExistadmin1</Name>
      <Description>New The default administrator user with all
        privileges</Description>
      <LockedStatus>0</LockedStatus>
      <RoleRef>
        <Name>Administrator</Name>
      </RoleRef>
      <ScopeRef>
        <Name>Global</Name>
      </ScopeRef>
    </SysAdminUser>
  </UpdateSysAdminUser>
</XmlInterfaceRequest>
```

```
</UpdateSysAdminUser>
</XmlInterfaceRequest>
```

### Response

The following error response occurs when the user name does not exist.

```
<?xml version="1.0" ?>
<Response>
  <Result>0</Result>
  <Command type="XmlInterfaceResponse">
    <Success count="0"></Success>
    <Failure count="1">Failed to update 1 User(s).

    Specified User does not exist: "NotExistadmin1"</Failure>
  </Command>
</Response>
```

## ERROR\_USER\_NOROLE\_OR\_NOSCOPE

### Request

This request follows the UpdateSysAdminUser tag defined in the XSDs.

```
<?xml version="1.0" encoding="UTF-8" standalone="yes"?>
<XmlInterfaceRequest>
  <UpdateSysAdminUser>
    <SysAdminUser>
      <Name>admin1</Name>
      <Description>New The default administrator user with all
        privileges</Description>
      <LockedStatus>0</LockedStatus>
      <RoleRef>
        <Name>not exist Administrator</Name>
      </RoleRef>
      <ScopeRef>
        <Name>Global</Name>
      </ScopeRef>
    </SysAdminUser>
  </UpdateSysAdminUser>
</XmlInterfaceRequest>
```

### Response

The following error response occurs when the user's specified role does not exist.

```
<?xml version="1.0" ?>
<Response>
  <Result>0</Result>
  <Command type="XmlInterfaceResponse">
    <Success count="0"></Success>
    <Failure count="1">Failed to update 1 User(s).

    The user: admin1's associated role does not exist. Please create it
    first.</Failure>
  </Command>
</Response>
```

## Request

This request follows the UpdateSysAdminUser tag defined in the XSDs.

```
<?xml version="1.0" encoding="UTF-8" standalone="yes"?>
<XmlInterfaceRequest>
  <UpdateSysAdminUser>
    <SysAdminUser>
      <Name>admin1</Name>
      <Description>New The default administrator user with all
        privileges</Description>
      <LockedStatus>0</LockedStatus>
      <RoleRef>
        <Name>Administrator</Name>
      </RoleRef>
      <ScopeRef>
        <Name>Not exist Global</Name>
      </ScopeRef>
    </SysAdminUser>
  </UpdateSysAdminUser>
</XmlInterfaceRequest>
```

## Response

The following error response occurs when the user's specified scope does not exist.

```
<?xml version="1.0" ?>
<Response>
  <Result>0</Result>
  <Command type="XmlInterfaceResponse">
    <Success count="0"></Success>
    <Failure count="1">Failed to update 1 User(s).

    The user: admin1's associated scope does not exist. Please create it
    first.</Failure>
  </Command>
</Response>
```

**ERROR\_USER\_INVALID\_ROLE\_NAME**

## Request

This request follows the UpdateSysAdminUser tag defined in the XSDs.

```
<?xml version="1.0" encoding="UTF-8" standalone="yes"?>
<XmlInterfaceRequest>
  <UpdateSysAdminUser>
    <SysAdminUser>
      <Name>admin1</Name>
      <Description>New The default administrator user with all
        privileges</Description>
      <LockedStatus>0</LockedStatus>
      <RoleRef>
        <Name>123</Name>
      </RoleRef>
      <RoleRef>
        <Name>Administrator</Name>
      </RoleRef>
    </SysAdminUser>
  </UpdateSysAdminUser>
</XmlInterfaceRequest>
```

```

    <ScopeRef>
      <Name>123</Name>
    </ScopeRef>
  </SysAdminUser>
</UpdateSysAdminUser>
</XmlInterfaceRequest>

```

### Response

The following error response occurs when the role name either exceeds the maximum length of 250 characters, or there is more than one Role defined.

```

<?xml version="1.0" ?>
<Response>
  <Result>0</Result>
  <Command type="XmlInterfaceResponse">
    <Success count="0"></Success>
    <Failure count="1">Failed to update 1 User(s).

    Invalid Role Name for: "admin1"</Failure>
  </Command>
</Response>

```

## Delete a User

**Note:** This query is not available to Policy servers in NW-CMP mode.

The following examples show the requests and responses that are defined in the XSDs for the DeleteSysAdminUser tag.

### Successful Deletion

#### Request

This request follows the DeleteSysAdminUser tag defined in the XSDs.

```

<?xml version="1.0" encoding="UTF-8" standalone="yes"?>
<XmlInterfaceRequest>
  <DeleteSysAdminUser>
    <SysAdminUser>
      <Name>admin1</Name>
    </SysAdminUser>
  </DeleteSysAdminUser>
</XmlInterfaceRequest>

```

The DeleteSysAdminUser operation parameters are as follows:

- Name (Required): 250 characters (string)

The probable DeleteSysAdminUser errors a user may receive are as follows:

- ERROR\_DELETE\_FAILURE: Message Error deleting User Name: {\$UserName}. The specified user does not exist, or Admin user is specified.

#### Request

The response to this request:

```
<?xml version="1.0" ?>
<Response>
<Result>0</Result>
<Command type="XmlInterfaceResponse">
<Success count="1">Deleted 1 users.</Success>
<Failure count="0"></Failure>
</Command>
</Response>
```

If deletion is successful, the number of deleted users will be reported.

## ERROR\_DELETE\_FAILURE

### Request

This request follows the DeleteSysAdminUser tag defined in the XSDs.

```
<?xml version="1.0" encoding="UTF-8" standalone="yes"?>
<XmlInterfaceRequest>
<DeleteSysAdminUser>
<SysAdminUser>
<Name>admin1</Name>
</SysAdminUser>
</DeleteSysAdminUser>
</XmlInterfaceRequest>
```

### Request

The response to this request when the specified user name does not exist:

```
<?xml version="1.0" ?>
<Response>
<Result>0</Result>
<Command type="XmlInterfaceResponse">
<Success count="0"></Success>
<Failure count="1">Failed to delete 1 user.
Error deleting User Name: admin1</Failure>
</Command>
</Response>
```

## Query a User

The following example shows the request and response that is defined in the XSDs for the QuerySysAdminUser tag. If the Name element occurs, the CMP will query only the corresponding user; otherwise, all users are queried.

### Request

This request follows the QuerySysAdminUser tag defined in the XSDs.

```
<?xml version="1.0" encoding="UTF-8" standalone="yes"?>
<XmlInterfaceRequest>
  <QuerySysAdminUser>
    <Name>admin</Name>
  </QuerySysAdminUser>
</XmlInterfaceRequest>
```

The QuerySysAdminUser operation parameters are as follows:

- Name (Optional): 250 characters (string)

If the query is successful, the list of users will be returned in XML as a response with the following fields for each user.

The output fields for QuerySysAdminUser operation are as follows:

- Name: The user's name
- Description: The user's description
- Password: The user's password, encrypted
- LockedStatus: 0 = locked, 1 = unlocked
- RoleRef: The associated role
- ScopeRef: The associated scope; there can be multiple scopes.

Response

The response to this request:

```
<?xml version="1.0" encoding="UTF-8" standalone="yes"?>
<ConfigurationData version="7.5.0">
  <SysAdminUser>
    <Name>admin</Name>
    <Description>The default administrator user with all
privileges</Description>
    <Password>835154D6D3FA2C3575AA700A54AB9F6492E7ABB7</Password>
    <LockedStatus>0</LockedStatus>
    <RoleRef>
      <Name>Administrator</Name>
    </RoleRef>
    <ScopeRef>
      <Name>Global</Name>
    </ScopeRef>
  </SysAdminUser>
</ConfigurationData>
```

## Query User Role

The following example shows the request and response that is defined in the XSDs for the QueryRole tag. If the Name element occurs, the CMP will query the corresponding role with the name; otherwise, it will query all roles.

Request



This request follows the QueryRole tag defined in the XSDs.

```
<?xml version="1.0" encoding="UTF-8" standalone="yes"?>
<XmlInterfaceRequest>
  <QueryRole>
    <Name>Administrator</Name>
  </QueryRole>
</XmlInterfaceRequest>
```

#### QueryRole Operation Parameters

- Name: (Optional) 250 characters (string)

If the query is successful, the list of users will be returned in XML as a response with the following fields for each user.

#### Output Fields for QueryRole Operation

- Name: The role's name
- Description: The role's description
- RolePrivilege: The privilege with privilege name and access level assigned to the Role. There can be multiple privileges.

#### Response

The response to this request:

```
<?xml version="1.0" encoding="UTF-8" standalone="yes"?>
<ConfigurationData version="7.5.0">
  <Role>
    <Name>Administrator</Name>
    <Description>The default role with all privileges</Description>
    <RolePrivilege>
      <Privilege>policy server</Privilege>
      <Level>40</Level>
    </RolePrivilege>
    <RolePrivilege>
      <Privilege>Network Element</Privilege>
      <Level>Read-Write</Level>
    </RolePrivilege>
    <RolePrivilege>
      <Privilege>Application</Privilege>
      <Level>Read-Write</Level>
    </RolePrivilege>
    <RolePrivilege>
      <Privilege>Policy Library</Privilege>
      <Level>Read, Deploy, and Write</Level>
    </RolePrivilege>
    <RolePrivilege>
      <Privilege>Template Library</Privilege>
      <Level>Read-Write</Level>
    </RolePrivilege>
    <RolePrivilege>
      <Privilege>User Management</Privilege>
      <Level>Read-Write</Level>
    </RolePrivilege>
    <RolePrivilege>
      <Privilege>Manager Event and Audit Logs</Privilege>
      <Level>Read-Write</Level>
    </RolePrivilege>
  </RolePrivilege>
</RolePrivilege>
```

```

        <Privilege>Tasks</Privilege>
        <Level>Read-Write</Level>
    </RolePrivilege>
    <RolePrivilege>
        <Privilege>License Management</Privilege>
        <Level>Read-Write</Level>
    </RolePrivilege>
    <RolePrivilege>
        <Privilege>Traffic Profiles</Privilege>
        <Level>Read-Write</Level>
    </RolePrivilege>
    <RolePrivilege>
        <Privilege>XML Import / Export</Privilege>
        <Level>Show</Level>
    </RolePrivilege>
    <RolePrivilege>
        <Privilege>Operational Measurements</Privilege>
        <Level>Read-Only</Level>
    </RolePrivilege>
    <RolePrivilege>
        <Privilege>Charging Server</Privilege>
        <Level>Read-Write</Level>
    </RolePrivilege>
    <RolePrivilege>
        <Privilege>Time Period</Privilege>
        <Level>Read-Write</Level>
    </RolePrivilege>
    <RolePrivilege>
        <Privilege>Policy Import / Export</Privilege>
        <Level>Read-Write</Level>
    </RolePrivilege>
    <RolePrivilege>
        <Privilege>Alarms</Privilege>
        <Level>Read-Write</Level>
    </RolePrivilege>
    <RolePrivilege>
        <Privilege>Audit Log User Info</Privilege>
        <Level>Show</Level>
    </RolePrivilege>
    <RolePrivilege>
        <Privilege>Password Strength</Privilege>
        <Level>Read-Write</Level>
    </RolePrivilege>
    <RolePrivilege>
        <Privilege>Event Log</Privilege>
        <Level>Read-Write</Level>
    </RolePrivilege>
    <RolePrivilege>
        <Privilege>Audit Log</Privilege>
        <Level>Read-Write</Level>
    </RolePrivilege>
</Role>
</ConfigurationData>

```

A subset of the RolePrivilege element will be outputted in XML based on the mode selected by the operator. The output XML cannot be imported to the CMP again.

## Query User Scope

The following example shows the request and response that is defined in the XSDs for the QueryScope tag. If the Name element occurs, the CMP will query only the corresponding scope, otherwise all scopes are queried.

### Request

This request follows the QueryScope tag defined in the XSDs.

```
<?xml version="1.0" encoding="UTF-8" standalone="yes"?>
<XmlInterfaceRequest>
  <QueryScope>
    <Name>Global</Name>
  </QueryScope>
</XmlInterfaceRequest>
```

If query is successful, the list of the scopes will be returned in XML as a response. If no Ref element occurs, it means the scope is a global scope in system.

### QueryScope Operation Parameters

- Name: (Optional) 250 characters (string)

If the query is successful, the list of the roles will be returned in XML as a response.

### Output Fields for QueryScope Operation

- Name: The scope's name
- Description: The scope's description
- ResourceControllerGroupRef — The manageable MPES' name set.
- MRAGroupRef: The manageable MRAs' name set.
- NetworkElementGroupRef: The manageable Network Elements' name set.

### Response

The response to this request:

```
<?xml version="1.0" encoding="UTF-8" standalone="yes"?>
<ConfigurationData version="7.5.0">
  <Scope>
    <Name>Global</Name>
    <Description>The default scope that automatically contains all items in
the system</Description>
  </Scope>
</ConfigurationData>
```

A subset of the Ref element will be outputted in XML based on the mode selected by the operator. The output XML cannot be imported to the CMP again.

# Chapter 5

## Policy Table Interface

---

### Topics:

- [Policy Table Overview.....53](#)
- [Exported Policy Table XML.....53](#)
- [Add a Policy Table.....54](#)
- [Modify a Policy Table.....54](#)
- [Delete a Policy Table.....55](#)

Table-driven policies allows you to generalize multiple similar policies into a single policy that represents the policy structure, plus a policy table(s) that captures the differences. These tables make processes such as adding new policies, modifying existing policies, and checking consistency among policies, much simpler and less error prone.

## Policy Table Overview

Policy Tables can be imported or exported to the OSSI XML Interface using the CMP. See "Importing to and Exporting from the CMP Database" in the *CMP Wireless User Guide* for details on using the OSSI XML Interface.

Policy tables can be exported to the OSSI XML Interface, and then edited or replaced. Tables can also be imported from the OSSI back to the CMP with changes, as new tables, or to delete an existing table.

The format for both export and import must be the same and must include:

- The policy table's name
- The policy table's description
- The names of the columns
- The data types of the columns
- The designation of which columns are keys
- The policy context variables for key columns
- The values in the cells

## Exported Policy Table XML

The exported policy table is an XML file. Descriptions of the fields are given after the table.

To receive correct results, the XML for a policy table must maintain the integrity of that table.

This is an example of a policy table in XML format.

```
<?xml version="1.0" encoding="UTF-8" standalone="yes" ?>
<XmlInterfaceRequest>
<AddPolicyTableData>
  <PolicyTableData>
    <Name>T</Name>
    <Description>ABC</Description>
    <Table>
      <Header>
        <Field Type="smartString255" Key="true" Field="TA">TA</Field>
      </Header>
      <Record Name="1330657994893">
        <Field Field="TA">TA</Field>
      </Record>
      <Record Name="1330657994894">
        <Field Field="TA">TAsssss</Field>
      </Record>
    </Table>
  </PolicyTableData>
  <PolicyTableData>
    <Name>T2</Name>
    <Description>TABLE11111111111111111111111111111111</Description>
    <Table>
      <Header>
        <Field Type="smartString255" Key="true" Field="TA">TA</Field>
      </Header>
      <Record Name="1330657994893">
```

```

    <Field Field="TA">TA</Field>
  </Record>
  <Record Name="1330657994894">
    <Field Field="TA">TAsssss</Field>
  </Record>
</Table>
</PolicyTableData>
</AddPolicyTableData>
</XmlInterfaceRequest>

```

The fields are:

- Name: The name of the Policy Table that was exported.
- Description: This description is copied from CMP.

## Add a Policy Table

**Note:** This query is not available to Policy servers in NW-CMP mode.

You can use the OSSI XML Interface to add a policy table, or if the policy-table name does not exist in the CMP you can use the interface to modify a table.

When naming a new table, the length limitation for the name is 255 characters. The description field is a free-form text that identifies the policy table and also has a limit of 250 characters.

**Note:** If the length of either the name or description is exceeded, the import will fail.

The following example shows the code to import a Policy Table named "Sample1".

```

<?xml version="1.0" encoding="UTF-8" ?>
<XmlInterfaceRequest>
<AddPolicyTableData>
  <Name>Sample 1</Name>
  <Description>Sample 1</Description>
<Table>
  <Header>
    <Field Type="smartString255" Key="true" Field="TA">TA</Field>
  </Header>
  <Record Name="1330657994893">
    <Field Field="TA">TA</Field>
  </Record>
  <Record Name="1330657994894">
    <Field Field="TA">TAsssss</Field>
  </Record>
</Table>
</AddPolicyTableData>
<</XmlInterfaceRequest>

```

## Modify a Policy Table

**Note:** This query is not available to Policy servers in NW-CMP mode.

You can use the OSSI XML Interface to change a policy table that is already in CMP.

If the table name does not exist in the CMP, the import will fail.

A column cannot be changed or removed if it is being used in a policy or policy template. If the XML in a column is changed or removed, then the import will fail.

The import allows these types of edits:

- Editing the name and description of policy tables
- Adding, removing, and reordering columns
- Editing a column's name, data type, and key status
- Adding, removing, and reordering rows
- Changing the data within the cells

The following example imports shows the XML command to change or modify for a Policy Table named "Sample 1".

```
<?xml version="1.0" encoding="UTF-8" ?>
<XmlInterfaceRequest>
<UpdatePolicyTableData>
  <Name>Sample 1</Name>
  <Table>
<Header>
  <Field Type="smartString255" Key="true" Field="TA">TA</Field>
</Header>
  <Record Name="1330657994893">
    <Field Field="TA">TA</Field>
  </Record>
  <Record Name="1330657994894">
    <Field Field="TA">TAsssss</Field>
  </Record>
</Table>
  </UpdatePolicyTableData>
</XmlInterfaceRequest>
```

## Delete a Policy Table

**Note:** This query is not available to Policy servers in NW-CMP mode.

You can use the OSSI XML Interface to delete a policy table that is already in CMP.

**Note:** If the Policy Table is currently used in a policy or policy template, the import will fail.

The following example shows the XML command to a Policy Table named "Sample 1".

```
<?xml version="1.0" encoding="UTF-8" ?>
<XmlInterfaceRequest>
<DeletePolicyTableData>
  <Name>Sample 1</Name>
</DeletePolicyTableData>
</XmlInterfaceRequest>
```

# Part III

## Wireless Mode

---

### Topics:

- [Topology Interface for Wireless Mode.....57](#)
- [Subscriber Interface for Wireless Mode.....96](#)
- [Operational Measurement Requests for Wireless Mode.....110](#)

This section is dedicated to the using the the OSSl XML interface specifically for the wireless mode.

The interface itself is divided into the following areas:

- Topology Interface — allows wireless users to manage and query network elements, applications, traffic profiles and other topology-related objects in the system .
- Subscriber Interface — allows wireless users to manage and query Quota Profiles and Quota Conventions from the subscriber interface.
- Operational Measurements (OM) Interface — allows wireless users to retrieve statistical data from the system.

Each of these interfaces is described in detail in later chapters in this part of the document.



# Chapter 1

## Topology Interface for Wireless Mode

---

### Topics:

- [Network Elements.....58](#)
- [Applications.....66](#)
- [Traffic Profiles.....68](#)
- [Time Periods.....75](#)
- [Charging Servers.....79](#)
- [Match List.....83](#)
- [Monitoring Key.....86](#)
- [AVP Definition.....89](#)
- [Serving GPRS Support Node.....92](#)

The Topology Interface allows wireless users to manage and query network elements, paths, and other topology-related objects within the system.

**Note:** Some queries of topology-related objects will not be available to S-CMPs. In this guide, all queries NOT available in the S-CMP will be labeled with a note.

## Network Elements

A network element represents a node in the network (cable or wireless), such as a router, CMTS, PDSN, B-RAS, and so on. The network elements can be organized into logical groups that subdivide the network space. Network elements have the following attributes that can be requested.

**Note:** Depending on your system configuration, not all attributes may be present.

**Note:** The same attributes are also used in the Update Network Element operation.

- Capability: The numerical identity of network element capability type. For example:
  - TDF-Solicit
  - Time-Tariff (PGW,DPI)
  - Usage-Report-26(GGSN,PGW,SWG,DPI)
- SctpEnabled: Whether the Network Element supports diameter over SCTP.
- InitiateDirectConnection: The diameter connection port of the TDF element network.
- TdfPort: The diameter connection port of the TDF element network.
- ReconnectDelay: The delay period after diameter connection fails. The unit is in seconds.
- WatchDogInterval: The time interval of the watch dog monitor.
- ResponseTimeout: The time period before there is a connection response timeout.

The following sections describe the available network tags.

### Add a Network Element in Wireless

**Note:** This query is not available to Policy servers in NW-CMP mode.

The following example shows the request and response that is defined in the XSDs for the AddNetworkElement tag.

#### Request

This request follows the AddNetworkElement tag defined in the XSDs.

The following example creates a new Network Element to represent a router in the network. It also creates a group, and puts the router in that group.

The router contains the following attributes:

- Name (unique identifier): Router 23
- Description: Core router for the north east
- HostName (IP address or DNS hostname): 12.1.1.1
- NeID (another unique identifier): 112222
- Capacity (aggregate capacity in bps): 456000

The group contains the following attributes:

- Name: NE Group 1

- Description: All core routers

```
<?xml version="1.0" encoding="UTF-8" ?>
<XmlInterfaceRequest>
  <AddNetworkElement>
    <NetworkElement>
      <Name>Router 23</Name>
      <Description>Core router for the north east</Description>
      <HostName>12.1.1.1</HostName>
      <NeId>112222</NeId>
      <NetworkElementType>PGW</NetworkElementType>
      <NeSubType></NeSubType>
      <Capacity>456000</Capacity>
    </NetworkElement>
    <NetworkElementGroup>
      <Name>NE Group 1</Name>
      <Description>All core routers</Description>
      <RootGroup>true</RootGroup>
      <ElementRef>
        <Name>router 23</Name>
        <SubGroup>>false</SubGroup>
      </ElementRef>
    </NetworkElementGroup>
  </AddNetworkElement>
</XmlInterfaceRequest>
```

#### Response

The response to this request follows the generic Response tag defined in the XSDs.

The example XML response that follows represents a successful operation that creates a new network element and/or groups:

```
<?xml version="1.0" ?>
<Response>
  <Result>0</Result>
  <Command type="XmlInterfaceResponse">
    <Success count="2">Successfully imported 1 network elements.
    Successfully imported 1 group.</Success>
    <Failure count="0"></Failure>
  </Command>
</Response>
```

The example XML response that follows represents an operation that includes both a success and a failure (for example, an attempt to update a group's description field (success), and add an unknown network element "router 24" to the group "NE Group 1" (failed)).

```
<?xml version="1.0" ?>
<Response>
  <Result>0</Result>
  <Command type="XmlInterfaceResponse">
    <Success count="1">Successfully updated 1 groups.</Success>
    <Failure count="1">Failed to update 1 groups. Network Element Group
    update returned an error attempting to add the following: router 24
    Group NE Group 1</Failure>
  </Command>
</Response>
```

## Update a Network Element in Wireless

**Note:** This query is not available to Policy servers in NW-CMP mode.

The following example shows the request and response that is defined in the XSDs for the UpdateNetworkElement tag.

**Note:** For a list of all the attributes that can be associated with a Network Element see: .

### Request

This request follows the UpdateNetworkElement tag defined in the XSDs.

The following example shows the XML command to change the capacity attribute of the network element named "Router 23" to the new value: 4567000.

```
<?xml version="1.0" encoding="UTF-8" ?>
<XmlInterfaceRequest>
  <UpdateNetworkElement>
    <NetworkElement>
      <Name>Router 23</Name>
      <Capacity>4567000</Capacity>
    </NetworkElement>
  </UpdateNetworkElement>
</XmlInterfaceRequest>
```

### Response

The response to this request follows the generic Response tag defined in the XSDs.

```
<?xml version="1.0" ?>
<Response>
  <Result>0</Result>
  <Command type="XmlInterfaceResponse">
    <Success count="1">Successfully updated 1 network elements.</Success>
    <Failure count="0"></Failure>
  </Command>
</Response>
```

## Delete Request for Update Network Element in Wireless

The following examples show the delete request and response that are defined in the XSDs for the UpdateNetworkElement tag.

**Note:** For a list of all the attributes that can be associated with a Network Element see: .

### Request

This delete request follows the UpdateNetworkElement tag defined in the XSDs.

The following example is a request for the ManualSubnet operation to delete a network element.

```
<?xml version="1.0" encoding="UTF-8" standalone="yes" ?>
<XmlInterfaceRequest>
  <UpdateNetworkElement>
    <NetworkElement>
```

```

<Name>cmts170</Name>
<Description></Description>
<HostName>10.60.25.170</HostName>
<BackupHostName></BackupHostName>
<NetworkElementType>CMTS</NetworkElementType>
<NeSubType>None</NeSubType>
<Managed>>true</Managed>
<PcmmPort>3918</PcmmPort>
<DqosPort>0</DqosPort>
<ReadCommunity></ReadCommunity>
<Capacity>0</Capacity>
<X>0</X>
<Y>0</Y>
<ManualSubnet operation="delete">
  <IpAddress>1.1.1.0</IpAddress>
  <Mask>24</Mask>
</NetworkElement>
</UpdateNetworkElement>
</XmlInterfaceRequest>

```

### Response

The response to this request follows the generic Response tag defined in the XSDs.

```

<?xml version="1.0" ?>
<Response>
  <Result>0</Result>
  <Command type="XmlInterfaceResponse">
    <Success count="1">Successfully updated 1 network elements.</Success>
    <Failure count="0"></Failure>
  </Command>
</Response>

```

## Add Network Element to Group

**Note:** This query is not available to Policy servers in NW-CMP mode.

The following example shows the request and response that is defined in the XSDs for the AddNetworkElementToGroup tag.

### Request

This request follows the AddNetworkElementToGroup tag defined in the XSDs.

The following example shows the XML command to add three network elements (Router 2, Router 34, and Router 131) to a group (Group 1).

```

<?xml version="1.0" encoding="UTF-8" ?>
<XmlInterfaceRequest>
  <AddNetworkElementToGroup>
    <GroupName>Group 1</GroupName>
    <Name>Router 2</Name>
    <Name>Router 34</Name>
    <Name>Router 131</Name>
  </AddNetworkElementToGroup>
</XmlInterfaceRequest>

```

### Response

The response to this request follows the generic Response tag defined in the XSDs.

```
<?xml version="1.0" ?>
<Response>
  <Result>0</Result>
  <Command type="XmlInterfaceResponse">
    <Success count="3">Added 3 elements to a group.</Success>
    <Failure count="0"></Failure>
  </Command>
</Response>
```

### Remove Network Element from Group

**Note:** This query is not available to Policy servers in NW-CMP mode.

The following example shows the request and response that is defined in the XSDs for the RemoveNetworkElementFromGroup tag.

#### Request

This request follows the RemoveNetworkElementFromGroup tag defined in the XSDs.

The following example shows the XML command to remove two network elements (Router 34 and Router 131) from a group (Group 1).

```
<?xml version="1.0" encoding="UTF-8" ?>
<XmlInterfaceRequest>
  <RemoveNetworkElementFromGroup>
    <GroupName>Group 1</GroupName>
    <Name>Router 34</Name>
    <Name>Router 131</Name>
  </RemoveNetworkElementFromGroup>
</XmlInterfaceRequest>
```

#### Response

The response to this request follows the generic Response tag defined in the XSDs.

```
<?xml version="1.0" ?>
<Response>
  <Result>0</Result>
  <Command type="XmlInterfaceResponse">
    <Success count="2">Removed 2 elements from group.</Success>
    <Failure count="0"></Failure>
  </Command>
</Response>
```

### Delete Network Element

**Note:** This query is not available to Policy servers in NW-CMP mode.

The following example shows the request and response that is defined in the XSDs for the DeleteNetworkElement tag.

#### Request

This request follows the DeleteNetworkElement tag defined in the XSDs.

The following example shows the XML command to delete two network elements (Node 1 and Node 2).

```
<?xml version="1.0" encoding="UTF-8" ?>
<XmlInterfaceRequest>
  <DeleteNetworkElement>
    <Name>Node1</Name>
    <Name>Node2</Name>
  </DeleteNetworkElement>
</XmlInterfaceRequest>
```

### Response

The response to this request follows the generic Response tag defined in the XSDs.

```
<?xml version="1.0" ?>
<Response>
  <Result>0</Result>
  <Command type="XmlInterfaceResponse">
    <Success count="2">Deleted 2 elements.</Success>
    <Failure count="0"></Failure>
  </Command>
</Response>
```

## Delete Network Element Group

**Note:** This query is not available to Policy servers in NW-CMP mode.

The following example shows the request and response that is defined in the XSDs for the DeleteNetworkElementGroup tag.

### Request

This request follows the DeleteNetworkElementGroup tag defined in the XSDs.

The following example shows the XML command to delete two network element groups (Group 1 and Group 2).

```
<?xml version="1.0" encoding="UTF-8" ?>
<XmlInterfaceRequest>
<DeleteNetworkElementGroup>
  <Name>Group 1</Name>
  <Name>Group 2</Name>
</DeleteNetworkElementGroup>
</XmlInterfaceRequest>
```

### Response

The response to this request follows the generic Response tag defined in the XSDs.

```
<?xml version="1.0" ?>
<Response>
  <Result>0</Result>
```

```

<Command type="XmlInterfaceResponse">
  <Success count="2">Deleted 2 network element groups.</Success>
  <Failure count="0"></Failure>
</Command>
</Response>

```

## Query Network Elements

**Note:** This query is not available to Policy servers in S-CMP mode.

The following examples show the requests and responses that are defined in the XSDs for the QueryNetworkElement tag.

### Request

This request follows the QueryNetworkElement tag defined in the XSDs.

Example 1 — XML for querying multiple network elements by name.

```

<?xml version="1.0" encoding="UTF-8" ?>
<XmlInterfaceRequest>
  <QueryNetworkElement>
    <Name>NE A</Name>
    <Name>NE B</Name>
  </QueryNetworkElement>
</XmlInterfaceRequest>

```

Example 2 — XML for querying all network elements and groups.

```

<?xml version="1.0" encoding="UTF-8" ?>
<XmlInterfaceRequest>
  <QueryNetworkElement>
  </QueryNetworkElement>
</XmlInterfaceRequest>

```

### Response

The response to this request follows the **ConfigurationData > NetworkElement** tag defined in the XSDs.

```

<ConfigurationData version="2.1.6">
  <NetworkElement>
    <Name>vod-1</Name>
    <Description/>
    <HostName/>
    <BackupHostName/>
    <NeId>vod-1</NeId>
    <NetworkElementType>Server</NetworkElementType>
    <NeSubType>None</NeSubType>
    <Capacity>0</Capacity>
    <X>0</X>
    <Y>0</Y>
    <ManualSubnet>
      <IpAddress>88.0.0.0</IpAddress>
      <Mask>8</Mask>
    </ManualSubnet>
  </NetworkElement>
</ConfigurationData>

```



```

</NetworkElement>
<NetworkElement>
  <Name>erx-1</Name>
  <Description/>
  <HostName/>
  <BackupHostName/>
  <NeId>erx-1</NeId>
  <NetworkElementType>B-RAS</NetworkElementType>
  <NeSubType>ERX</NeSubType>
  <Capacity>0</Capacity>
  <X>0</X>
  <Y>0</Y>
  <ManualSubnet>
    <IpAddress>1.0.0.0</IpAddress>
    <Mask>8</Mask>
  </ManualSubnet>
  <NEInterface>
    <Name>8/0</Name>
    <Description/>
    <Capacity>0</Capacity>
  </NEInterface>
</NetworkElement>
<NetworkElement>
  <Name>router-1</Name>
  <Description/>
  <HostName/>
  <BackupHostName/>
  <NeId>router-1</NeId>
  <NetworkElementType>Router</NetworkElementType>
  <NeSubType>None</NeSubType>
  <Capacity>0</Capacity>
  <X>0</X>
  <Y>0</Y>
</NetworkElement>
<NetworkElement>
  <Name>router-2</Name>
  <Description/>
  <HostName/>
  <BackupHostName/>
  <NeId>router-2</NeId>
  <NetworkElementType>Router</NetworkElementType>
  <NeSubType>None</NeSubType>
  <Capacity>0</Capacity>
  <X>0</X>
  <Y>0</Y>
</NetworkElement>
<NetworkElement>
  <Name>mx-1</Name>
  <Description/>
  <HostName>10.60.100.101</HostName>
  <BackupHostName/>
  <NeId/>
  <NetworkElementType>Wireline Gateway</NetworkElementType>
  <NeSubType>MX Series</NeSubType>
  <Capacity>0</Capacity>
  <X>0</X>
  <Y>0</Y>
  <DiameterRealm>juniper.com</DiameterRealm>
  <ManualSubnet>
    <IpAddress>11.0.0.0</IpAddress>
    <Mask>8</Mask>
  </ManualSubnet>
  <Nediameterid>
  <NediameteridStr>mx.juniper.com</NediameteridStr>

```

```

    </Nediameterid>
  </NetworkElement>
</ConfigurationData>

```

## Applications

An application is a service in the network (for example, VoIP) for which Quality of Service (QoS) is managed.

### Add Application

**Note:** This query is not available to Policy servers in NW-CMP mode.

The following examples show the request and response that are defined in the XSDs for the AddApplication tag.

#### Request

This request follows the AddApplication tag defined in the XSDs.

```

<?xml version="1.0" encoding="UTF-8" standalone="yes"?>
<XmlInterfaceRequest>
  <AddApplication>
    <Application>
      <Name>VoD</Name>
      <Description>Video on Demand</Description>
      <LatencySensitive>true</LatencySensitive>
      <Tracked>true</Tracked>
      <UpGatesPerSession>1</UpGatesPerSession>
      <DownGatesPerSession>1</DownGatesPerSession>
      <TrackingTimeoutTime>240</TrackingTimeoutTime>
      <TrackingTimeoutUnit>1</TrackingTimeoutUnit>
    </Application>
  </AddApplication>
</XmlInterfaceRequest>

```

#### Response

The response to this request follows the generic Response tag defined in the XSDs.

```

<?xml version="1.0" ?>
<Response>
  <Result>0</Result>
  <Command type="XmlInterfaceResponse">
    <Success count="1">Successfully imported 1 applications.</Success>
    <Failure count="0"></Failure>
  </Command>
</Response>

```

## Update Application

**Note:** This query is not available to Policy servers in NW-CMP mode.

The following examples show the request and response that are defined in the XSDs for the UpdateApplication tag.

### Request

This request follows the UpdateApplication tag defined in the XSDs.

```
<?xml version="1.0" encoding="UTF-8" standalone="yes"?>
<XmlInterfaceRequest>
  <UpdateApplication>
    <Application>
      <Name>VoD</Name>
      <Description>Video on Demand</Description>
      <LatencySensitive>>false</LatencySensitive>
      <UpGatesPerSession>3</UpGatesPerSession>
    </Application>
  </UpdateApplication>
</XmlInterfaceRequest>
```

### Response

The response to this request follows the generic Response tag defined in the XSDs.

```
<?xml version="1.0" ?>
<Response>
  <Result>0</Result>
  <Command type="XmlInterfaceResponse">
    <Success count="1">Successfully updated 1 applications.</Success>
    <Failure count="0"></Failure>
  </Command>
</Response>
```

## Delete Application

**Note:** This query is not available to Policy servers in NW-CMP mode.

The following examples show the request and response that are defined in the XSDs for the DeleteApplication tag.

### Request

This request follows the DeleteApplication tag defined in the XSDs.

```
<?xml version="1.0" encoding="UTF-8" standalone="yes"?>
<XmlInterfaceRequest>
  <DeleteApplication>
    <Name>VoD</Name>
  </DeleteApplication>
</XmlInterfaceRequest>
```

### Response

The response to this request follows the generic Response tag defined in the XSDs.

```
<?xml version="1.0" ?>
<Response>
  <Result>0</Result>
  <Command type="XmlInterfaceResponse">
    <Success count="1">Deleted 1 applications.</Success>
    <Failure count="0"></Failure>
  </Command>
</Response>
```

### Query Application

The following examples show the request and response that are defined in the XSDs for the QueryApplication tag.

#### Request

This request follows the QueryApplication tag defined in the XSDs.

```
<?xml version="1.0" encoding="UTF-8" standalone="yes"?>
<XmlInterfaceRequest>
  <QueryApplication/>
</XmlInterfaceRequest>
```

#### Response

The response to this request follows the **ConfigurationData > Application** tag defined in the XSDs.

```
<?xml version="1.0" encoding="UTF-8" standalone="yes"?>
<ConfigurationData version="2.1.6">
  <Application>
    <Name>VoD</Name>
    <Description>Video on Demand</Description>
    <LatencySensitive>true</LatencySensitive>
    <Tracked>true</Tracked>
    <UpGatesPerSession>1</UpGatesPerSession>
    <DownGatesPerSession>1</DownGatesPerSession>
    <TrackingTimeoutTime>240</TrackingTimeoutTime>
    <TrackingTimeoutUnit>1</TrackingTimeoutUnit>
  </Application>
</ConfigurationData>
```

### Traffic Profiles

A traffic profile is a set of parameters and their values, which are used in protocol messages to define QoS for sessions.

## Add Traffic Profile

**Note:** This query is not available to Policy servers in NW-CMP mode.

The following examples show the request and response that are defined in the XSDs for the AddTrafficProfile tag.

**Note:** This request is only available to Policy Management releases 12.1 and beyond.

### Request

This request follows the AddTrafficProfile tag defined in the XSDs.

```
<?xml version="1.0" encoding="UTF-8" standalone="yes"?>
XmlInterfaceRequest>
  <AddTrafficProfile>
    <QosProfile>
      <Name>default-rule-traffic-profile</Name>
      <ProfileType>0</ProfileType>
      <QosProfileType>Diameter QoS</QosProfileType>
      <QosProfileProfileParam>
        <ProfileParamUid>param.diameter.qosProfile.profileTypeNumber
        </ProfileParamUid>
        <ParamValue>10</ParamValue>
      </QosProfileProfileParam>
      <QosProfileProfileParam>
        <ProfileParamUid>param.diameter.qosProfile.qci
        </ProfileParamUid>
        <ParamValue>3</ParamValue>
      </QosProfileProfileParam>
      <QosProfileProfileParam>
        <ProfileParamUid>param.diameter.qosProfile.maxAuthUL
        </ProfileParamUid>
        <ParamValue></ParamValue>
      </QosProfileProfileParam>
      <QosProfileProfileParam>
        <ProfileParamUid>param.diameter.qosProfile.maxAuthDL
        </ProfileParamUid>
        <ParamValue></ParamValue>
      </QosProfileProfileParam>
      <QosProfileProfileParam>
        <ProfileParamUid>param.diameter.qosProfile.minRateUL
        </ProfileParamUid>
        <ParamValue></ParamValue>
      </QosProfileProfileParam>
      <QosProfileProfileParam>
        <ProfileParamUid>param.diameter.qosProfile.minRateDL
        </ProfileParamUid>
        <ParamValue></ParamValue>
      </QosProfileProfileParam>
      <QosProfileProfileParam>
        <ProfileParamUid>param.diameter.qosProfile.ARP.PriorityLevel
        </ProfileParamUid>
        <ParamValue></ParamValue>
      </QosProfileProfileParam>
      <QosProfileProfileParam>
        <ProfileParamUid>param.diameter.qosProfile.ARP
        .PreemptionCapability</ProfileParamUid>
        <ParamValue></ParamValue>
      </QosProfileProfileParam>
      <QosProfileProfileParam>
```

```

        <ProfileParamUid>param.diameter.qosProfile.ARP
        .PreemptionVulnerability</ProfileParamUid>
        <ParamValue></ParamValue>
    </QosProfileProfileParam>
</QosProfileProfileParam>
    <ProfileParamUid>param.diameter.qosProfile
    .ResourceAllocationNotification</ProfileParamUid>
    <ParamValue></ParamValue>
</QosProfileProfileParam>
</QosProfile>
<QosProfileGroup>
    <Name>group1</Name>
    <Description></Description>
    <RootGroup>>true</RootGroup>
    <ElementRef>
        <Name>default-rule-traffic-profile</Name>
        <SubGroup>>false</SubGroup>
    </ElementRef>
</QosProfileGroup>
</AddTrafficProfile>
</XmlInterfaceRequest>

```

### Response

The response to this request follows the generic Response tag defined in the XSDs.

```

<?xml version="1.0" ?>
<Response>
    <Result>0</Result>
    <Command type="XmlInterfaceResponse">
        <Success count="1">Successfully imported 1 Traffic Profile(s).</Success>
        <Failure count="0"></Failure>
    </Command>
</Response>

```

## Add Traffic Profile Enhancement

**Note:** This query is not available to Policy servers in NW-CMP mode.

The following examples show the request and response that are defined in the XSDs for the AddTrafficProfile tag.

**Note:** This request is only available to Policy Management releases 12.1 and beyond.

**Note:** The Sd protocol supports only App Detection Control (ADC) profiles.

### Request

This request follows the AddTrafficProfile tag defined in the XSDs.

```

<?xml version="1.0" encoding="UTF-8" standalone="yes"?>
XmlInterfaceRequest>
    <AddTrafficProfile>
        <QosProfile>
            <Name>CAM-44498-1</Name>
            <ProfileType>0</ProfileType>
            <QosProfileType>PCC Rule</QosProfileType>
            <QosProfileProfileParam>

```

```

<ProfileParamUId>param.diameter.pccRule.profileTypeNumber</ProfileParamUId>
  <ParamValue>13: {someVariableName} </ParamValue>
</QosProfileProfileParam>
<QosProfileProfileParam>
  <ProfileParamUId>param.diameter.pccRule.name</ProfileParamUId>
  <ParamValue>rule1: {someVariableName} </ParamValue>
</QosProfileProfileParam>
<QosProfileProfileParam>
  <ProfileParamUId>param.diameter.pccRule.qci</ProfileParamUId>
  <ParamValue>2: {someVariableName} </ParamValue>
</QosProfileProfileParam>
<QosProfileProfileParam>

<ProfileParamUId>param.diameter.pccRule.maxAuthUL</ProfileParamUId>
  <ParamValue>512000: {someVariableName} </ParamValue>
</QosProfileProfileParam>
<QosProfileProfileParam>

<ProfileParamUId>param.diameter.pccRule.maxAuthDL</ProfileParamUId>
  <ParamValue>512000: {someVariableName} </ParamValue>
</QosProfileProfileParam>
<QosProfileProfileParam>

<ProfileParamUId>param.diameter.pccRule.minRateUL</ProfileParamUId>
  <ParamValue></ParamValue>
</QosProfileProfileParam>
<QosProfileProfileParam>

<ProfileParamUId>param.diameter.pccRule.minRateDL</ProfileParamUId>
  <ParamValue></ParamValue>
</QosProfileProfileParam>
<QosProfileProfileParam>

<ProfileParamUId>param.diameter.pccRule.ARP.PriorityLevel</ProfileParamUId>
  <ParamValue></ParamValue>
</QosProfileProfileParam>
<QosProfileProfileParam>

<ProfileParamUId>param.diameter.pccRule.ARP.PreemptionCapability</ProfileParamUId>
  <ParamValue></ParamValue>
</QosProfileProfileParam>
<QosProfileProfileParam>

<ProfileParamUId>param.diameter.pccRule.ARP.PreemptionVulnerability</ProfileParamUId>
  <ParamValue></ParamValue>
</QosProfileProfileParam>
<QosProfileProfileParam>

<ProfileParamUId>param.diameter.pccRule.ServiceIdentifier</ProfileParamUId>
  <ParamValue></ParamValue>
</QosProfileProfileParam>
<QosProfileProfileParam>

<ProfileParamUId>param.diameter.pccRule.RatingGroup</ProfileParamUId>
  <ParamValue></ParamValue>
</QosProfileProfileParam>
<QosProfileProfileParam>

<ProfileParamUId>param.diameter.pccRule.MonitoringKey</ProfileParamUId>
  <ParamValue></ParamValue>
</QosProfileProfileParam>

```

```

        <QosProfileProfileParam>
        <ProfileParamUId>param.diameter.pccRule.ReportingLevel</ProfileParamUId>
            <ParamValue></ParamValue>
        </QosProfileProfileParam>
        <QosProfileProfileParam>
            <ProfileParamUId>param.diameter.pccRule.Online</ProfileParamUId>
                <ParamValue></ParamValue>
        </QosProfileProfileParam>
        <QosProfileProfileParam>
            <ProfileParamUId>param.diameter.pccRule.Offline</ProfileParamUId>
                <ParamValue></ParamValue>
        </QosProfileProfileParam>
        <QosProfileProfileParam>
            <ProfileParamUId>param.diameter.pccRule.MeteringMethod</ProfileParamUId>
                <ParamValue></ParamValue>
        </QosProfileProfileParam>
        <QosProfileProfileParam>
            <ProfileParamUId>param.diameter.pccRule.FlowStatus</ProfileParamUId>
                <ParamValue>2</ParamValue>
        </QosProfileProfileParam>
        <QosProfileProfileParam>
            <ProfileParamUId>param.diameter.pccRule.FlowDescriptions</ProfileParamUId>
                <ParamValue></ParamValue>
        </QosProfileProfileParam>
        <QosProfileProfileParam>
            <ProfileParamUId>param.diameter.pccRule.Precedence</ProfileParamUId>
                <ParamValue></ParamValue>
        </QosProfileProfileParam>
        <QosProfileProfileParam>
            <ProfileParamUId>param.diameter.pccRule.ServiceFlowDetection</ProfileParamUId>
                <ParamValue></ParamValue>
        </QosProfileProfileParam>
    </QosProfileGroup>
</AddTrafficProfile>
</XmlInterfaceRequest>

```

## Response

The response to this request follows the generic Response tag defined in the XSDs.

```

<?xml version='1.0' ?>
<Response>
    <Result>0</Result>
    <Command type="XmlInterfaceResponse">
        <Success count="1">Successfully imported 1 Traffic Profile(s).</Success>
        <Failure count="0"></Failure>
    </Command>
</Response>

```



## Update Traffic Profile

**Note:** This query is not available to Policy servers in NW-CMP mode.

The following examples show the request and response that are defined in the XSDs for the UpdateTrafficProfile tag.

### Request

This request follows the UpdateTrafficProfile tag defined in the XSDs.

```
<<?xml version="1.0" encoding="UTF-8" standalone="yes"?>
<XmlInterfaceRequest>
  <UpdateTrafficProfile>
    <QosProfile>
      <Name>default-rule-traffic-profile</Name>
      <ProfileType>0</ProfileType>
      <QosProfileType>Second Predefined PCC Rule</QosProfileType>
    </QosProfile>
  </UpdateTrafficProfile>
</XmlInterfaceRequest>
```

### Response

The response to this request follows the generic Response tag defined in the XSDs.

```
<?xml version="1.0" ?>
<Response>
  <Result>0</Result>
  <Command type="XmlInterfaceResponse">
    <Success count="1">Successfully updated 1 Traffic Profile(s).</Success>
    <Failure count="0"></Failure>
  </Command>
</Response>
```

## Delete Traffic Profile

**Note:** This query is not available to Policy servers in NW-CMP mode.

The following examples show the request and response that are defined in the XSDs for the DeleteTrafficProfile tag.

### Request

This request follows the DeleteTrafficProfile tag defined in the XSDs.

```
<?xml version="1.0" encoding="UTF-8" standalone="yes"?>
<XmlInterfaceRequest>
  <DeleteTrafficProfile>
    <Name>default-rule-traffic-profile</Name>
  </DeleteTrafficProfile>
</XmlInterfaceRequest>
```

### Response

The response to this request follows the generic Response tag defined in the XSDs.

```
<?xml version="1.0" ?>
<Response>
  <Result>0</Result>
  <Command type="XmlInterfaceResponse">
    <Success count="1">Deleted 1 Traffic Profile(s).</Success>
    <Failure count="0"></Failure>
  </Command>
</Response>
```

## Query Traffic Profile

The following examples show the request and response that are defined in the XSDs for the QueryTrafficProfile tag that queries all traffic profiles:

### Request

This request follows the QueryTrafficProfile tag defined in the XSDs.

```
<?xml version="1.0" encoding="UTF-8" standalone="yes"?>
<XmlInterfaceRequest>
  <QueryTrafficProfile/>
</XmlInterfaceRequest>
```

### Response

The response to this request follows the **ConfigurationData > QosProfile** tag defined in the XSDs.

```
<?xml version="1.0" encoding="UTF-8" standalone="yes"?>
<ConfigurationData version="">
  <QosProfile>
    <Name>default-rule-traffic-profile</Name>
    <ProfileType>0</ProfileType>
    <QosProfileType>Predefined PCC Rule</QosProfileType>
    <QosProfileProfileParam>
      <ProfileParamUid>param.diameter.pccPredefRule.profileTypeNumber
    </ProfileParamUid>
    <ParamValue>11</ParamValue>
    </QosProfileProfileParam>
    <QosProfileProfileParam>
      <ProfileParamUid>param.diameter.pccPredefRule.name
    </ProfileParamUid>
    <ParamValue>PCRF-DEFAULT</ParamValue>
    </QosProfileProfileParam>
    <QosProfileProfileParam>
      <ProfileParamUid>param.diameter.pccPredefRule.description
    </ProfileParamUid>
    <ParamValue>This is the static rule that gets applied by default
    </ParamValue>
    </QosProfileProfileParam>
  </QosProfile>
  <QosProfile>
    <Name>p2p-rule-traffic-profile</Name>
    <ProfileType>0</ProfileType>
    <QosProfileType>Predefined PCC Rule</QosProfileType>
    <QosProfileProfileParam>
```

```

        <ProfileParamUId>param.diameter.pccPredefRule.profileTypeNumber
        </ProfileParamUId>
        <ParamValue>11</ParamValue>
    </QosProfileProfileParam>
    <QosProfileProfileParam>
        <ProfileParamUId>param.diameter.pccPredefRule.name </ProfileParamUId>

        <ParamValue>P2P-RATE-LIMIT-64K</ParamValue>
    </QosProfileProfileParam>
    <QosProfileProfileParam>
        <ProfileParamUId>param.diameter.pccPredefRule.description
    </ProfileParamUId>
        <ParamValue>Rule limits bit-torrent and other peer to peer
applications
        to 64Kbps downstream</ParamValue>
    </QosProfileProfileParam>
    </QosProfile>
</ConfigurationData>

```

## Time Periods

A time period defines a set of related time slots, which receives the same QoS (for example, “the peak time of network usage is Monday through Friday from 9:00 am to 5:00 pm”).

### Add Time Period

**Note:** This query is not available to Policy servers in NW-CMP mode.

The following examples show the request and response that are defined in the XSDs for the AddTimePeriod tag.

#### Request

This request follows the AddTimePeriod tag defined in the XSDs.

- The StartTime and EndTime tags represent a time-of-day value expressed in milliseconds. For example, “01:30” time-of-day corresponds to 5,400,000 ((60+30)\*60\*1000) when expressed in milliseconds.
- The Mask tag represents the day-of-week expressed in the form of a bitmask. The value for each day-of-week corresponds to a power of two: Sunday is 1, Monday is 2, Tuesday is 4, Wednesday is 8, Thursday is 16, Friday is 32, and Saturday is 64. To specify a set of days, add together the values associated with the respective days. For example, “Monday and Wednesday” corresponds to a value of 10 (i.e. 2 + 8).

```

<?xml version="1.0" encoding="UTF-8" standalone="yes"?>
<XmlInterfaceRequest>
  <AddTimePeriod>
    <TimePeriod>
      <Name>timeperiod1</Name>
      <Description></Description>
      <Precedence>1</Precedence>
      <TimeSlot>
        <Mask>0</Mask>
      </TimeSlot>
    </TimePeriod>
  </AddTimePeriod>
</XmlInterfaceRequest>

```

```

        <YearStr>2015</YearStr>
        <MonthMask>4</MonthMask>
        <DayStr>1,2,3</DayStr>
        <Reverse>>false</Reverse>
        <StartTime>43200000</StartTime>
        <EndTime>46800000</EndTime>
        <StartDate></StartDate>
        <EndDate></EndDate>
    </TimeSlot>
    <TimeSlot>
        <Mask>24</Mask>
        <YearStr></YearStr>
        <MonthMask>0</MonthMask>
        <DayStr></DayStr>
        <Reverse>>false</Reverse>
        <StartTime>50700000</StartTime>
        <EndTime>52500000</EndTime>
        <StartDate></StartDate>
        <EndDate></EndDate>
    </TimeSlot>
</TimePeriod>
</AddTimePeriod>
</XmlInterfaceRequest>

```

### Response

The response to this request follows the generic Response tag defined in the XSDs.

```

<?xml version="1.0" ?>
<Response>
  <Result>0</Result>
  <Command type="XmlInterfaceResponse">
    <Success count="1">Successfully imported 1 Time Period(s).</Success>
    <Failure count="0"></Failure>
  </Command>
</Response>

```

## Update Time Period

**Note:** This query is not available to Policy servers in NW-CMP mode.

The following examples show the requests and responses that are defined in the XSDs for the UpdateTimePeriod tag.

There are two operations associated with updating a time period. They are:

- Add TimeSlot (default setting)
- Delete TimeSlot

### Add TimeSlot

#### Request

This add timeslot request follows the UpdateTimePeriod tag defined in the XSDs.

```

<?xml version="1.0" encoding="UTF-8" standalone="yes"?>
<XmlInterfaceRequest>
  <UpdateTimePeriod>

```

```

    <TimePeriod>
      <Name>timeperiod1</Name>
      <Description>ss</Description>
      <Precedence>3</Precedence>
      <TimeSlot operation="add">
        <Mask>8</Mask>
        <YearStr>2016,2017</YearStr>
        <MonthMask>2</MonthMask>
        <DayStr>8,22</DayStr>
        <Reverse>>false</Reverse>
        <StartTime>50100000</StartTime>
        <EndTime>53100000</EndTime>
        <StartDate></StartDate>
        <EndDate></EndDate>
      </TimeSlot>
    </TimePeriod>
  </UpdateTimePeriod>
</XmlInterfaceRequest>

```

### Response

The add timeslot response to this request follows the generic Response tag defined in the XSDs.

```

<?xml version="1.0" ?>
<Response>
  <Result>0</Result>
  <Command type="XmlInterfaceResponse">
    <Success count="1">Successfully imported 1 Time Period(s).</Success>
    <Failure count="0"></Failure>
  </Command>
</Response>

```

### Delete TimeSlot

#### Request

This delete timeslot request follows the UpdateTimePeriod tag defined in the XSDs.

```

<?xml version="1.0" encoding="UTF-8" standalone="yes"?>
<XmlInterfaceRequest>
  <UpdateTimePeriod>
    <TimePeriod>
      <Name>timeperiod1</Name>
      <Description>ss</Description>
      <Precedence>3</Precedence>
      <TimeSlot operation="delete">
        <Mask>8</Mask>
        <YearStr>2016,2017</YearStr>
        <MonthMask>2</MonthMask>
        <DayStr>8,22</DayStr>
        <Reverse>>false</Reverse>
        <StartTime>50100000</StartTime>
        <EndTime>53100000</EndTime>
        <StartDate></StartDate>
        <EndDate></EndDate>
      </TimeSlot>
    </TimePeriod>
  </UpdateTimePeriod>
</XmlInterfaceRequest>

```

## Response

The response to this request follows the delete timeslot Response tag defined in the XSDs.

```
<?xml version="1.0" ?>
<Response>
  <Result>0</Result>
  <Command type="XmlInterfaceResponse">
    <Success count="1">Successfully imported 1 Time Period(s).</Success>
    <Failure count="0"></Failure>
  </Command>
</Response>
```

## Delete Time Period

**Note:** This query is not available to Policy servers in NW-CMP mode.

The following examples show the request and response that are defined in the XSDs for the DeleteTimePeriod tag.

## Request

This request follows the DeleteTimePeriod tag defined in the XSDs.

```
<?xml version="1.0" encoding="UTF-8" standalone="yes"?>
<XmlInterfaceRequest>
  <DeleteTimePeriod>
    <Name>timeperiod1</Name>
  </DeleteTimePeriod>
</XmlInterfaceRequest>
```

## Response

The response to this request follows the generic Response tag defined in the XSDs.

```
<?xml version="1.0" ?>
<Response>
  <Result>0</Result>
  <Command type="XmlInterfaceResponse">
    <Success count="1">Deleted 1 time period(s)</Success>
    <Failure count="0"></Failure>
  </Command>
</Response>
```

## Query Time Period

The following examples show the request and response that are defined in the XSDs for the QueryTimePeriod tag.

## Request

This request follows the QueryTimePeriod tag defined in the XSDs.

```
<?xml version="1.0" encoding="UTF-8" standalone="yes"?>
<XmlInterfaceRequest>
  <QueryTimePeriod>
    <Name>timeperiod1</Name>
  </QueryTimePeriod>
</XmlInterfaceRequest>
```

Response

The response to this request follows the ConfigurationData > TimePeriod tag defined in the XSDs.

```
<?xml version="1.0" encoding="UTF-8" standalone="yes"?>
<ConfigurationData version="9.9.0">
  <TimePeriod>
    <Name>timeperiod1</Name>
    <Description></Description>
    <Precedence>1</Precedence>
    <TimeSlot>
      <Mask>0</Mask>
      <YearStr>2015</YearStr>
      <MonthMask>4</MonthMask>
      <DayStr>1,2,3</DayStr>
      <Reverse>false</Reverse>
      <StartTime>43200000</StartTime>
      <EndTime>46800000</EndTime>
      <StartDate></StartDate>
      <EndDate></EndDate>
    </TimeSlot>
    <TimeSlot>
      <Mask>24</Mask>
      <YearStr></YearStr>
      <MonthMask>0</MonthMask>
      <DayStr></DayStr>
      <Reverse>false</Reverse>
      <StartTime>50700000</StartTime>
      <EndTime>52500000</EndTime>
      <StartDate></StartDate>
      <EndDate></EndDate>
    </TimeSlot>
  </TimePeriod>
</ConfigurationData>
```

## Charging Servers

A charging server is a network element that processes accounting information for billing purposes.

### Add Charging Server

**Note:** This query is not available to Policy servers in NW-CMP mode.

The following examples show the request and response that are defined in the XSDs for the AddChargingServer tag.

## Request

This request follows the AddChargingServer tag defined in the XSDs.

```
<?xml version="1.0" encoding="UTF-8" standalone="yes"?>
<XmlInterfaceRequest>
  <AddChargingServer>
    <ChargingServer>
      <Name>chargingServer_import1</Name>
      <Description></Description>
      <Security>true</Security>
      <HostName>80.20.20.101</HostName>
      <Port>4040</Port>
      <Transport>udp</Transport>
      <Protocol>radius</Protocol>
    </ChargingServer>
    <ChargingServer>
      <Name>chargingServer_import2</Name>
      <Description></Description>
      <Security>>false</Security>
      <HostName>12.6.43.201</HostName>
      <Port>7089</Port>
      <Transport>tcp</Transport>
      <Protocol>tacacs+</Protocol>
    </ChargingServer>
  </AddChargingServer>
</XmlInterfaceRequest>
```

## Response

The response to this request follows the generic Response tag defined in the XSDs.

```
<?xml version="1.0" ?>
<Response>
  <Result>0</Result>
  <Command type="XmlInterfaceResponse">
    <Success count="2">Successfully imported 2 Charging Server(s).</Success>
    <Failure count="0"></Failure>
  </Command>
</Response>
```

## Update Charging Server

**Note:** This query is not available to Policy servers in NW-CMP mode.

The following examples show the request and response that are defined in the XSDs for the UpdateChargingServer tag.

## Request

This request follows the UpdateChargingServer tag defined in the XSDs.

```
<?xml version="1.0" encoding="UTF-8" standalone="yes"?>
<XmlInterfaceRequest>
  <UpdateChargingServer>
    <ChargingServer>
```



```

    <Name>chargingServer_3</Name>
    <Description></Description>
    <Security>true</Security>
    <HostName>80.20.20.100</HostName>
    <Port>6040</Port>
    <Transport>tcp</Transport>
    <Protocol>radius</Protocol>
  </ChargingServer>
</UpdateChargingServer>
</XmlInterfaceRequest>

```

#### Response

The response to this request follows the generic Response tag defined in the XSDs.

```

<?xml version="1.0" ?>
<Response>
  <Result>0</Result>
  <Command type="XmlInterfaceResponse">
    <Success count="1">Successfully updated 1 Charging Server(s).</Success>
    <Failure count="0"></Failure>
  </Command>
</Response>

```

## Delete Charging Server

**Note:** This query is not available to Policy servers in NW-CMP mode.

The following examples show the request and response that are defined in the XSDs for the DeleteChargingServer tag.

#### Request

This request follows the DeleteChargingServer tag defined in the XSDs.

```

<?xml version="1.0" encoding="UTF-8" standalone="yes"?>
<XmlInterfaceRequest>
  <DeleteChargingServer>
    <Name>chs1</Name>
  </DeleteChargingServer>
</XmlInterfaceRequest>

```

#### Response

The response to this request follows the generic Response tag defined in the XSDs.

```

<?xml version="1.0" ?>
<Response>
  <Result>0</Result>
  <Command type="XmlInterfaceResponse">
    <Success count="1">Deleted 1 Charging Server(s).</Success>
    <Failure count="0"></Failure>
  </Command>
</Response>

```

## Query Charging Server

The following examples show the request and response that are defined in the XSDs for the QueryChargingServer tag.

### Request

This request follows the QueryChargingServer tag defined in the XSDs.

```
<?xml version="1.0" encoding="UTF-8" ?>
<XmlInterfaceRequest>
  <QueryChargingServer>
    <Name>chargingServer_3</Name>
    <Name>chargingServer_4</Name>
    <Name>chargingServer_import1</Name>
    <Name>chargingServer_import2</Name>
  </QueryChargingServer>
</XmlInterfaceRequest>
```

### Response

The response to this request follows the **ConfigurationData > ChargingServer** tag defined in the XSDs.

```
<?xml version="1.0" encoding="UTF-8" standalone="yes"?>
<ConfigurationData version="">
  <ChargingServer>
    <Name>chargingServer_3</Name>
    <Description></Description>
    <Security>true</Security>
    <HostName>80.20.20.100</HostName>
    <Port>4040</Port>
    <Transport>udp</Transport>
    <Protocol>radius</Protocol>
  </ChargingServer>
  <ChargingServer>
    <Name>chargingServer_4</Name>
    <Description></Description>
    <Security>>false</Security>
    <HostName>12.6.43.200</HostName>
    <Port>7089</Port>
    <Transport>tcp</Transport>
    <Protocol>tacacs+</Protocol>
  </ChargingServer>
  <ChargingServer>
    <Name>chargingServer_import1</Name>
    <Description></Description>
    <Security>true</Security>
    <HostName>80.20.20.101</HostName>
    <Port>4040</Port>
    <Transport>udp</Transport>
    <Protocol>radius</Protocol>
  </ChargingServer>
  <ChargingServer>
    <Name>chargingServer_import2</Name>
    <Description></Description>
    <Security>>false</Security>
    <HostName>12.6.43.201</HostName>
    <Port>7089</Port>
```

```

    <Transport>tcp</Transport>
    <Protocol>tacacs+</Protocol>
  </ChargingServer>
</ConfigurationData>

```

## Match List

The match list is a set of values that can be used within one or more policy definitions. When the user writes a policy rule to compare against a value in a list, the list or set of lists to be used for comparison is explicitly specified. For example:

“Where the SGSNIpAddress is contained in MaltaSgsnList, GreekSgsnList”

The Match List Type determines what kind of values can be specified in that list and how those values are matched within the policy rule. Types can be “IPv4 Address” (allows address and subnet), “IPv6 Address”(allows address and prefix), “String”, and “Wildcard”.

## Add Match List

**Note:** This query is not available to Policy servers in NW-CMP mode.

The following examples show the request and response that are defined in the XSDs for the AddMatchList tag.

### Request

This request follows the AddMatchList tag defined in the XSDs.

```

<?xml version="1.0" encoding="UTF-8" standalone="yes"?>
<XmlInterfaceRequest>
<AddMatchList>
  <TokenList>
    <Name>match_list_01a_sgsn</Name>
    <Description>This is a match list that will match the given
      SGSN</Description>
    <ItemType>3</ItemType>
    <TokenListItem>
      <Value>44.44.44.44</Value>
    </TokenListItem>
    <TokenListItem>
      <Value>55.55.55.55</Value>
    </TokenListItem>
    <TokenListItem>
      <Value>66.66.66.66</Value>
    </TokenListItem>
  </TokenList>
  <TokenList>
    <Name>match_list_01b_sgsn_black</Name>
    <Description />
    <ItemType>1</ItemType>
    <TokenListItem>
      <Value>44.44.44.44</Value>
    </TokenListItem>
    <TokenListItem>

```

```

    <Value>55.55.55.55</Value>
  </TokenListItem>
  <TokenListItem>
    <Value>66.66.66.66</Value>
  </TokenListItem>
</TokenList>
</AddMatchList>
</XmlInterfaceRequest>

```

### Response

The response to this request follows the generic Response tag defined in the XSDs.

```

<?xml version="1.0" ?>
<Response>
  <Result>0</Result>
  <Command type="XmlInterfaceResponse">
    <Success count="2">Successfully imported 2 Match List(s).</Success>
    <Failure count="0"></Failure>
  </Command>
</Response>

```

## Update Match List

**Note:** This query is not available to Policy servers in NW-CMP mode.

The following examples show the request and response that are defined in the XSDs for the UpdateMatchList tag.

### Request

This request follows the UpdateMatchList tag defined in the XSDs.

```

<?xml version="1.0" encoding="UTF-8" standalone="yes"?>
<XmlInterfaceRequest>
  <UpdateMatchList>
    <TokenList>
      <Name>match_list_01a_sgsn</Name>
      <Description>This is an updated match list that will match the
        given SGSN</Description>
      <ItemType>3</ItemType>
      <TokenListItem>
        <Value>44.44.44.77</Value>
      </TokenListItem>
      <TokenListItem>
        <Value>66.66.66.77</Value>
      </TokenListItem>
    </TokenList>
  </UpdateMatchList>
</XmlInterfaceRequest>

```

### Response

The response to this request follows the generic Response tag defined in the XSDs.

```

<?xml version="1.0" ?>

```

```

<Response>
  <Result>0</Result>
  <Command type="XmlInterfaceResponse">
    <Success count="1">Successfully updated 1 Match List(s).</Success>
    <Failure count="0"></Failure>
  </Command>
</Response>

```

## Delete Match List

**Note:** This query is not available to Policy servers in NW-CMP mode.

The following examples show the request and response that are defined in the XSDs for the DeleteMatchList tag.

### Request

This request follows the DeleteMatchList tag defined in the XSDs.

```

<?xml version="1.0" encoding="UTF-8" standalone="yes"?>
<XmlInterfaceRequest>
  <DeleteMatchList>
    <Name>match_list_01a_sgsn</Name>
  </DeleteMatchList>
</XmlInterfaceRequest>

```

### Response

The response to this request follows the generic Response tag defined in the XSDs.

```

<?xml version="1.0" ?>
<Response>
  <Result>0</Result>
  <Command type="XmlInterfaceResponse">
    <Success count="2">Deleted 1 Match List(s).</Success>
    <Failure count="0"></Failure>
  </Command>
</Response>

```

## Query Match List

The following examples show the request and response that are defined in the XSDs for the QueryMatchList tag.

### Request

This request follows the QueryMatchList tag defined in the XSDs.

```

<?xml version="1.0" encoding="UTF-8" ?>
<XmlInterfaceRequest>
  <QueryMatchList>
    <Name>match_list_01a_sgsn</Name>
    <Name>match_list_01b_sgsn_black</Name>
  </QueryMatchList>
</XmlInterfaceRequest>

```

```
</QueryMatchList>
</XmlInterfaceRequest>
```

### Response

The response to this request follows the generic Response tag defined in the XSDs.

```
<?xml version="1.0" encoding="UTF-8" standalone="yes"?>
<ConfigurationData version="">
  <TokenList>
    <Name>match_list_01a_sgsn</Name>
    <Description>This is a match list that will match the given
      SGSN</Description>
    <ItemType>3</ItemType>
    <TokenListItem>
      <Value>44.44.44.77</Value>
    </TokenListItem>
    <TokenListItem>
      <Value>66.66.66.77</Value>
    </TokenListItem>
  </TokenList>
  <TokenList>
    <Name>match_list_01b_sgsn_black</Name>
    <Description />
    <ItemType>1</ItemType>
    <TokenListItem>
      <Value>44.44.44.44</Value>
    </TokenListItem>
    <TokenListItem>
      <Value>55.55.55.55</Value>
    </TokenListItem>
    <TokenListItem>
      <Value>66.66.66.66</Value>
    </TokenListItem>
  </TokenList>
</ConfigurationData>
```

## Monitoring Key

A monitoring key is a unique character string that identifies the quota profile to be used by a policy and charging control (PCC) rule for usage tracking. The monitoring key is associated with the quota profile by selecting a policy action that grants usage to a selected number of quota profiles.

### Add Monitoring Key

The following examples show the request and response that are defined in the XSDs for the AddMonitoringKey tag.

#### Request

This request follows the AddMonitoringKey tag defined in the XSDs.

```
<?xml version="1.0" encoding="UTF-8" standalone="yes"?>
```

```

<XmlInterfaceRequest>
  <AddMonitoringKey>
    <MonitoringKey>
      <Name>Monitoring Key 1</Name>
      <Description>Monitoring Key 1</Description>
      <MonitoringType>0</MonitoringType>
      <MonitoringKey>KEY_1</MonitoringKey>
    </MonitoringKey>
    <MonitoringKey>
      <Name>Monitoring Key 2</Name>
      <Description></Description>
      <MonitoringType>2</MonitoringType>
      <MonitoringKey>KEY_2</MonitoringKey>
    </MonitoringKey>
  </AddMonitoringKey>
</XmlInterfaceRequest>

```

### Response

The response to this request follows the generic Response tag defined in the XSDs.

```

<?xml version="1.0" ?>
<Response>
  <Result>0</Result>
  <Command type="XmlInterfaceResponse">
    <Success count="2">Successfully imported 2
monitoringKey(s).</Success>
    <Failure count="0"></Failure>
  </Command>
</Response>

```

## Update Monitoring Key

The following examples show the request and response that are defined in the XSDs for the UpdateMonitoringKey tag.

### Request

This request follows the UpdateMonitoringKey tag defined in the XSDs.

```

<?xml version="1.0" encoding="UTF-8" standalone="yes"?>
<XmlInterfaceRequest>
<UpdateMonitoringKey>
  <MonitoringKey>
    <Name>Monitoring Key 2</Name>
    <Description></Description>
    <MonitoringType>2</MonitoringType>
    <MonitoringKey>KEY_2</MonitoringKey>
  </MonitoringKey>
</UpdateMonitoringKey>
</XmlInterfaceRequest>

```

### Response

The response to this request follows the generic Response tag defined in the XSDs.

```
<?xml version="1.0" ?>
<Response> <Result>0</Result>
  <Command type="XmlInterfaceResponse">
    <Success count="1">Successfully updated 1 monitoringKey(s).</Success>
    <Failure count="0"></Failure>
  </Command>
</Response>
```

## Delete Monitoring Key

The following examples show the request and response that are defined in the XSDs for the DeleteMonitoringKey tag.

### Request

This request follows the DeleteMonitoringKey tag defined in the XSDs.

```
<?xml version="1.0" encoding="UTF-8" standalone="yes"?>
<XmlInterfaceRequest>
  <DeleteMonitoringKey>
    <MonitoringKey>
      <Name>Monitoring Key 2</Name>
    </MonitoringKey>
  </DeleteMonitoringKey>
</XmlInterfaceRequest>
```

### Response

The response to this request follows the generic Response tag defined in the XSDs.

```
<?xml version="1.0" ?>
<Response>
  <Result>0</Result>
  <Command type="XmlInterfaceResponse">
    <Success count="1">Deleted 1 Monitoring Keys.</Success>
    <Failure count="0"></Failure>
  </Command>
</Response>
```

## Query Monitoring Key

The following examples show the request and response that are defined in the XSDs for the QueryMonitoringKey tag.

### Request

This request follows the QueryMonitoringKey tag defined in the XSDs.

```
<?xml version="1.0" encoding="UTF-8" ?>
<XmlInterfaceRequest>
  <QueryMonitoringKey>
```



```
<Name>Monitoring Key 1</Name>
</QueryMonitoringKey>
</XmlInterfaceRequest>
```

### Response

The response to this request follows the **ConfigurationData > MonitoringKey** tag defined in the XSDs.

```
<?xml version="1.0" encoding="UTF-8" standalone="yes"?>
<ConfigurationData version="8.0.0">
  <MonitoringKey>
    <Name>Monitoring Key 1</Name>
    <Description>Monitoring Key 1</Description>
    <MonitoringType>0</MonitoringType>
    <MonitoringKey>KEY_1</MonitoringKey>
  </MonitoringKey>
</ConfigurationData>
```

## AVP Definition

An AVP is a Diameter protocol used to encapsulate protocol-specific information with usage monitoring supported by the MPE. Diameter messages such as AAR, CCA, CCR, and RAR, are supported by 3rd Party AVP policy conditions. The supported outgoing messages set or remove 3rd Party AVPs in Diameter.

### Add AVP Definition

The following examples show the request and response that are defined in the XSDs for the AddAvpDefinition tag.

#### Request

This request follows the AddAvpDefinition tag defined in the XSDs.

```
<?xml version="1.0" encoding="UTF-8" standalone="yes"?>
<XmlInterfaceRequest>
  <AddAvpDefinition>
    <AvpDefinition>
      <Name>AVPSAMPLE:1123</Name>
      <Description></Description>
      <AvpName>AVPSAMPLE</AvpName>
      <AvpCode>0</AvpCode>
      <VendorId>1123</VendorId>
      <MandatoryFlag>>false</MandatoryFlag>
      <ProtectFlag>>false</ProtectFlag>
      <MayencryptFlag>>false</MayencryptFlag>
      <VendorSpecificFlag>>true</VendorSpecificFlag>
      <AvpType>float32</AvpType>
      <RootAvp></RootAvp>
    </AvpDefinition>
  </AddAvpDefinition>
</XmlInterfaceRequest>
```

```

    </AddAvpDefinition>
  </XmlInterfaceRequest>

```

### Response

The response to this request follows the generic Response tag defined in the XSDs.

```

<?xml version="1.0" ?>
<Response>
  <Result>0</Result>
  <Command type="XmlInterfaceResponse">
    <Success count="1">Successfully imported 1 AVP Definition(s).</Success>
    <Failure count="0"></Failure>
  </Command>
</Response>

```

## Update AVP Definition

The following examples show the request and response that are defined in the XSDs for the UpdateAvpDefinition tag.

### Request

This request follows the UpdateAvpDefinition tag defined in the XSDs.

```

<?xml version="1.0" encoding="UTF-8" standalone="yes"?>
<XmlInterfaceRequest>
  <UpdateAvpDefinition>
    <AvpDefinition>
      <Name>AVPSAMPLE:1123</Name>
      <Description></Description>
      <AvpName>AVPSAMPLE</AvpName>
      <AvpCode>567</AvpCode>
      <VendorId>1123</VendorId>
      <MandatoryFlag>>false</MandatoryFlag>
      <ProtectFlag>>false</ProtectFlag>
      <MayencryptFlag>>false</MayencryptFlag>
      <VendorSpecificFlag>>true</VendorSpecificFlag>
      <AvpType>float32</AvpType>
      <RootAvp></RootAvp>
    </AvpDefinition>
  </UpdateAvpDefinition>
</XmlInterfaceRequest>

```

### Response

The response to this request follows the generic Response tag defined in the XSDs.

```

<?xml version="1.0" ?>
<Response>
  <Result>0</Result>
  <Command type="XmlInterfaceResponse">
    <Success count="1">Successfully imported 1 AVP Definition(s).</Success>
    <Failure count="0"></Failure>
  </Command>

```

```
</Command>
</Response>
```

## Delete AVP Definition

The following examples show the request and response that are defined in the XSDs for the DeleteAvpDefinition tag.

### Request

This request follows the DeleteAvpDefinition tag defined in the XSDs.

```
<?xml version="1.0" encoding="UTF-8" standalone="yes"?>
<XmlInterfaceRequest>
  <DeleteAvpDefinition>
    <AvpDefinition>
      <Name>AVPSAMPLE:1123</Name>
    </AvpDefinition>
  </DeleteAvpDefinition>
</XmlInterfaceRequest>
```

### Response

The response to this request follows the generic Response tag defined in the XSDs.

```
<?xml version="1.0" ?>
<Response>
  <Result>0</Result>
  <Command type="XmlInterfaceResponse">
    <Success count="1">Deleted 1 AVP Definition(s)</Success>
    <Failure count="0"></Failure>
  </Command>
</Response>
```

## Query AVP Definition

The following examples show the request and response that are defined in the XSDs for the QueryAvpDefinition tag.

### Request

This request follows the QueryAvpDefinition tag defined in the XSDs.

```
<?xml version="1.0" encoding="UTF-8" standalone="yes"?>
<XmlInterfaceRequest>
  <QueryAvpDefinition>
    <AvpDefinition>
      <Name>AVPSAMPLE:1123</Name>
    </AvpDefinition>
  </QueryAvpDefinition>
</XmlInterfaceRequest>
```

### Response

The response to this request follows the **ConfigurationData > AvpDefinition** tag defined in the XSDs.

```
<?xml version="1.0" encoding="UTF-8" standalone="yes"?>
<ConfigurationData version="8.0.0">
  <AvpDefinition>
    <Name>AVPSAMPLE:1123</Name>
    <Description></Description>
    <AvpName>AVPSAMPLE</AvpName>
    <AvpCode>123</AvpCode>
    <VendorId>1123</VendorId>
    <MandatoryFlag>>false</MandatoryFlag>
    <ProtectFlag>>false</ProtectFlag>
    <MayencryptFlag>>false</MayencryptFlag>
    <VendorSpecificFlag>>true</VendorSpecificFlag>
    <AvpType>float32</AvpType>
    <RootAvp></RootAvp>
  </AvpDefinition>
</ConfigurationData>
```

## Serving GPRS Support Node

A Serving GPRS Support Node (SGSN) may not provide a Gateway GPRS Support Node (GGSN) with accurate or complete mobile country code (MCC) or mobile network code (MNC) information. If not, the GGSN cannot pass this information on to the PCRF (including an MPE device), reducing the PCRF's ability to detect specific roaming scenarios. The MCC/MNC mapping table provides a mechanism for the MPE device to convert an SGSN IP address (a value the GGSN can determine without SGSN input) to the proper MCC/MNC value. You can map multiple serving gateways to each MCC/MNC pair. After the MCC/MNC values are determined, they can be used in policies to differentiate subscriber treatment based on the specific roaming scenario.

## Add SGSN

The following examples show the request and response that are defined in the XSDs for the Add tag.

### Request

This request follows the **AddSgwMapping** tag defined in the XSDs.

```
<?xml version="1.0" encoding="UTF-8" standalone="yes"?>
<XmlInterfaceRequest>
  <AddSgwMapping>
    <SgwMapping>
      <Name>SGSN-1</Name>
      <Description>SGSN-1</Description>
      <MccMnc>12345</MccMnc>
      <SgwIpAddress>
        <IpAddress>10.60.25.33</IpAddress>
      </SgwIpAddress>
    </SgwMapping>
  </AddSgwMapping>
</XmlInterfaceRequest>
```

### Response

The response to this request follows the generic Response tag defined in the XSDs.

```
<?xml version="1.0" ?>
<Response>
  <Result>0</Result>
  <Command type="XmlInterfaceResponse">
    <Success count="1">Successfully imported 1 Serving Gateway/MCC-MNC
Mapping(s).</Success>
    <Failure count="0"></Failure>
  </Command>
</Response>
```

### Update SGSN

The following examples show the request and response that are defined in the XSDs for the UpdateSgwMapping tag.

#### Request

This request follows the UpdateSgwMapping tag defined in the XSDs.

```
<?xml version="1.0" encoding="UTF-8" standalone="yes"?>
<XmlInterfaceRequest>
  <UpdateSgwMapping>
    <SgwMapping>
      <Name>SGSN-1</Name>
      <Description>SGSN-1</Description>
      <MccMnc>12345</MccMnc>
      <SgwIpAddress>
        <IpAddress>10.60.25.33</IpAddress>
      </SgwIpAddress>
    </SgwMapping>
  </UpdateSgwMapping>
</XmlInterfaceRequest>
```

#### Response

The response to this request follows the generic Response tag defined in the XSDs.

```
<?xml version="1.0" ?>
<Response>
  <Result>0</Result>
  <Command type="XmlInterfaceResponse">
    <Success count="1">Successfully updated 1 Serving Gateway/MCC-MNC
Mapping(s).</Success>
    <Failure count="0"></Failure>
  </Command>
</Response>
```

### Delete SGSN

The following examples show the request and response that are defined in the XSDs for the DeleteSgwMapping tag.

#### Request

This request follows the DeleteSgwMapping tag defined in the XSDs.

```
<?xml version="1.0" encoding="UTF-8" standalone="yes"?>
<XmlInterfaceRequest>
  <DeleteSgwMapping>
    <SgwMapping>
      <Name>SGSN-1</Name>
    </SgwMapping>
  </DeleteSgwMapping>
</XmlInterfaceRequest>
```

### Response

The response to this request follows the generic Response tag defined in the XSDs.

```
<?xml version="1.0" ?>
<Response>
  <Result>0</Result>
  <Command type="XmlInterfaceResponse">
    <Success count="1">Delete 1 Serving Gateway/MCC-MNC mappings.</Success>
    <Failure count="0"></Failure>
  </Command>
</Response>
```

## Query SGSN

The following examples show the request and response that are defined in the XSDs for the QuerySgwmapping tag.

### Request

This request follows the QuerySgwmapping tag defined in the XSDs.

```
<?xml version="1.0" encoding="UTF-8" standalone="yes"?>
<XmlInterfaceRequest>
  <QuerySgwMapping>
    <Name>SGSN-1</Name>
  </QuerySgwMapping>
</XmlInterfaceRequest>
```

### Response

The response to this request follows the **ConfigurationData** > **AvpDefinition** tag defined in the XSDs.

```
<?xml version="1.0" encoding="UTF-8" standalone="yes"?>
<ConfigurationData version="8.0.0">
  <SgwMapping>
    <Name>SGSN-1</Name>
    <Description>SGSN-1</Description>
    <MccMnc>12345</MccMnc>
    <SgwIpAddress>
      <IpAddress>10.60.25.33</IpAddress>
    </SgwIpAddress>
  </SgwMapping>
</ConfigurationData>
```

```
</SgwMapping>  
</ConfigurationData>
```

# Chapter 2

## Subscriber Interface for Wireless Mode

---

### Topics:

- [Quota Profiles.....97](#)
- [Quota Conventions.....106](#)

The Subscriber Interface allows wireless users to manage and query subscriber elements within their system. In wireless mode, subscriber data includes only Quota Profiles and Quota Conventions.



## Quota Profiles

A Quota sets limits on a subscriber's usage; the Quota Profile defines a specific quota.

- Quota Rollovers (Rollovers) allow subscribers to carry forward unused units from one billing cycle to another.
- Quota Top-Ups (Top-Ups) allow a subscriber to obtain additional units for an existing plan.
- Quota Passes (Passes) allow subscribers to access resources beyond the scope of their normal plan.

## Add Quota Profile

### Add Quota Plan

The following examples show the request and response that are defined in the XSDs for the AddQuota tag.

#### Request

This request follows the AddQuota tag defined in the XSDs.

The following example creates two quotas:

- Quota1:
  - quotaType = 0
  - EnableDynamicGrant = true
  - MaxSessionsUsedForDynamicGrant = 20
  - MinGrantSize = 3
- Quota2:
  - quotaType = 1
  - EnableDynamicGrant = false
  - MaxSessionsUsedForDynamicGrant = 10
  - MinGrantSize = 0

```
<?xml version="1.0" encoding="UTF-8" standalone="yes"?>
<XmlInterfaceRequest>
  <AddQuota>
    <Quota>
      <Name>quota1</Name>
      <Description></Description>
      <LimitTotalVolume>false</LimitTotalVolume>
      <LimitUpVolume>false</LimitUpVolume>
      <LimitDownVolume>false</LimitDownVolume>
      <TotalVolumeLimit>0</TotalVolumeLimit>
      <UpVolumeLimit>0</UpVolumeLimit>
      <DownVolumeLimit>0</DownVolumeLimit>
      <LimitTime>false</LimitTime>
      <TimeLimit>0</TimeLimit>
      <LimitEvent>false</LimitEvent>
      <EventLimit>0</EventLimit>
    </Quota>
  </AddQuota>
</XmlInterfaceRequest>
```

```

    <ReplenishingFrequency>0</ReplenishingFrequency>
    <VolumeThresholdPercentage>0.0</VolumeThresholdPercentage>
    <TimeThresholdPercentage>0.0</TimeThresholdPercentage>
    <EventThresholdPercentage>0.0</EventThresholdPercentage>
    <EnableInterimReporting>>false</EnableInterimReporting>
    <InterimReportingInterval>0</InterimReportingInterval>
    <QuotaExhaustionAction>0</QuotaExhaustionAction>
    <RedirectServerType>1</RedirectServerType>
    <QuotaResetIntervalType>1</QuotaResetIntervalType>
    <QuotaResetDayOfWeek>0</QuotaResetDayOfWeek>
    <QuotaResetTimeOfDay></QuotaResetTimeOfDay>
    <QuotaResetTimeVariable>o</QuotaResetTimeVariable>
    <QuotaReportOffsetLimit>0</QuotaReportOffsetLimit>
    <QuotaType>0</QuotaType>
    <MaxLeakageThreshold>1</MaxLeakageThreshold>
    <EnableDynamicGrant>>true</EnableDynamicGrant>
    <MaxSessionsUsedForDynamicGrant>20</MaxSessionsUsedForDynamicGrant>

    <MinGrantSize>3</MinGrantSize>
  </Quota>
</Quota>
  <Name>quota2</Name>
  <Description></Description>
  <LimitTotalVolume>>false</LimitTotalVolume>
  <LimitUpVolume>>false</LimitUpVolume>
  <LimitDownVolume>>false</LimitDownVolume>
  <TotalVolumeLimit>0</TotalVolumeLimit>
  <UpVolumeLimit>0</UpVolumeLimit>
  <DownVolumeLimit>0</DownVolumeLimit>
  <LimitTime>>false</LimitTime>
  <TimeLimit>0</TimeLimit>
  <LimitEvent>>false</LimitEvent>
  <EventLimit>0</EventLimit>
  <ReplenishingFrequency>0</ReplenishingFrequency>
  <VolumeThresholdPercentage>0.0</VolumeThresholdPercentage>
  <TimeThresholdPercentage>0.0</TimeThresholdPercentage>
  <EventThresholdPercentage>0.0</EventThresholdPercentage>
  <EnableInterimReporting>>false</EnableInterimReporting>
  <InterimReportingInterval>0</InterimReportingInterval>
  <QuotaExhaustionAction>0</QuotaExhaustionAction>
  <RedirectServerType>1</RedirectServerType>
  <QuotaResetIntervalType>1</QuotaResetIntervalType>
  <QuotaResetDayOfWeek>0</QuotaResetDayOfWeek>
  <QuotaResetTimeOfDay></QuotaResetTimeOfDay>
  <QuotaResetTimeVariable></QuotaResetTimeVariable>
  <QuotaReportOffsetLimit>0</QuotaReportOffsetLimit>
  <QuotaType>1</QuotaType>
  <MaxLeakageThreshold>1</MaxLeakageThreshold>
  <EnableDynamicGrant>>false</EnableDynamicGrant>
  <MaxSessionsUsedForDynamicGrant>10</MaxSessionsUsedForDynamicGrant>

  <MinGrantSize>0</MinGrantSize>
</Quota>
</AddQuota>
</XmlInterfaceRequest>

```

## Response

The response to this request follows the generic Response tag defined in the XSDs.

```

<?xml version="1.0" ?>
<Response>

```

```

<Result>0</Result>
  <Command type="XmlInterfaceResponse">
    <Success count="2">Successfully imported 2 quota(s).</Success>
    <Failure count="0"></Failure>
  </Command>
</Response>

```

### Add Quota Pass

The following example creates two dynamic quota passes:

- dayPass
  - DynamicQuotaType = 1
  - Priority = 10
  - LimitTotalVolume = true
  - TotalVolumeLimit = 1,000,000
- pass1
  - DynamicQuotaType = 1
  - Priority = 0
  - LimitTotalVolume = false
  - TotalVolumeLimit = 0

### Request

This request follows the AddQuota tag defined in the XSDs.

```

<?xml version="1.0" encoding="UTF-8" standalone="yes"?>
<XmlInterfaceRequest>
  <AddQuota>
    <Quota>
      <Name>dayPass</Name>
      <Description></Description>
      <DynamicQuotaType>1</DynamicQuotaType>
      <Priority>10</Priority>
      <LimitTotalVolume>true</LimitTotalVolume>
      <LimitUpVolume>false</LimitUpVolume>
      <LimitDownVolume>false</LimitDownVolume>
      <TotalVolumeLimit>1000000</TotalVolumeLimit>
      <UpVolumeLimit>0</UpVolumeLimit>
      <DownVolumeLimit>0</DownVolumeLimit>
      <LimitTime>false</LimitTime>
      <TimeLimit>0</TimeLimit>
      <LimitEvent>false</LimitEvent>
      <EventLimit>0</EventLimit>
      <ReplenishingFrequency>0</ReplenishingFrequency>
      <VolumeThresholdPercentage>0.0</VolumeThresholdPercentage>
      <TimeThresholdPercentage>0.0</TimeThresholdPercentage>
      <EventThresholdPercentage>0.0</EventThresholdPercentage>
      <EnableInterimReporting>false</EnableInterimReporting>
      <InterimReportingInterval>0</InterimReportingInterval>
      <QuotaExhaustionAction>0</QuotaExhaustionAction>
      <RedirectServerType>1</RedirectServerType>
      <QuotaResetIntervalType>1</QuotaResetIntervalType>
      <QuotaResetDayOfMonth>0</QuotaResetDayOfMonth>
      <QuotaResetDayOfWeek>0</QuotaResetDayOfWeek>
    </Quota>
  </AddQuota>
</XmlInterfaceRequest>

```

```

    <QuotaResetTimeOfDay></QuotaResetTimeOfDay>
    <QuotaReportOffsetLimit>0</QuotaReportOffsetLimit>
    <QuotaType>1</QuotaType>
    <MaxLeakageThreshold>0</MaxLeakageThreshold>
    <EnableDynamicGrant>>false</EnableDynamicGrant>
    <MaxSessionsUsedForDynamicGrant>0</MaxSessionsUsedForDynamicGrant>
    <MinGrantSize>0</MinGrantSize>
    <DurationUnitType>2</DurationUnitType>
    <DurationUnit>0</DurationUnit>
    <ActiveTimePeriod></ActiveTimePeriod>
    <QuotaConvention></QuotaConvention>
  </Quota>
  <Quota>
    <Name>pass1</Name>
    <Description></Description>
    <DynamicQuotaType>1</DynamicQuotaType>
    <Priority>0</Priority>
    <LimitTotalVolume>>false</LimitTotalVolume>
    <LimitUpVolume>>false</LimitUpVolume>
    <LimitDownVolume>>false</LimitDownVolume>
    <TotalVolumeLimit>0</TotalVolumeLimit>
    <UpVolumeLimit>0</UpVolumeLimit>
    <DownVolumeLimit>0</DownVolumeLimit>
    <LimitTime>>false</LimitTime>
    <TimeLimit>0</TimeLimit>
    <LimitEvent>>false</LimitEvent>
    <EventLimit>0</EventLimit>
    <ReplenishingFrequency>0</ReplenishingFrequency>
    <VolumeThresholdPercentage>0.0</VolumeThresholdPercentage>
    <TimeThresholdPercentage>0.0</TimeThresholdPercentage>
    <EventThresholdPercentage>0.0</EventThresholdPercentage>
    <EnableInterimReporting>>false</EnableInterimReporting>
    <InterimReportingInterval>0</InterimReportingInterval>
    <QuotaExhaustionAction>0</QuotaExhaustionAction>
    <RestrictionFilters></RestrictionFilters>
    <FilterIdList></FilterIdList>
    <RedirectServerType>1</RedirectServerType>
    <RedirectServerAddress></RedirectServerAddress>
    <QuotaResetIntervalType>1</QuotaResetIntervalType>
    <QuotaResetDayOfMonth>0</QuotaResetDayOfMonth>
    <QuotaResetDayOfWeek>0</QuotaResetDayOfWeek>
    <QuotaResetTimeOfDay></QuotaResetTimeOfDay>
    <QuotaReportOffsetLimit>0</QuotaReportOffsetLimit>
    <QuotaType>1</QuotaType>
    <MaxLeakageThreshold>0</MaxLeakageThreshold>
    <EnableDynamicGrant>>false</EnableDynamicGrant>
    <MaxSessionsUsedForDynamicGrant>0</MaxSessionsUsedForDynamicGrant>
    <MinGrantSize>0</MinGrantSize>
    <DurationUnitType>2</DurationUnitType>
    <DurationUnit>0</DurationUnit>
    <ActiveTimePeriod></ActiveTimePeriod>
    <QuotaConvention></QuotaConvention>
  </Quota>
</AddQuota>
</XmlInterfaceRequest>

```

### Response

The response to this request follows the generic Response tag defined in the XSDs.

```

<?xml version="1.0" ?>
<Response>

```

```

    <Result>0</Result>
    <Command type="XmlInterfaceResponse">
      <Success count="2">Successfully imported 2 quota
convention(s).</Success>
      <Failure count="0"></Failure>
    </Command>
  </Response>

```

## Update Quota Profile

### Update Quota Plan

The following examples show the request and response that are defined in the XSDs for the UpdateQuota tag.

#### Request

This request follows the UpdateQuota tag defined in the XSDs.

```

<?xml version="1.0" encoding="UTF-8" standalone="yes"?>
<XmlInterfaceRequest>
  <UpdateQuota>
    <Quota>
      <Name>quota1</Name>
      <Description></Description>
      <LimitTotalVolume>>false</LimitTotalVolume>
      <LimitUpVolume>>false</LimitUpVolume>
      <LimitDownVolume>>false</LimitDownVolume>
      <TotalVolumeLimit>0</TotalVolumeLimit>
      <UpVolumeLimit>0</UpVolumeLimit>
      <DownVolumeLimit>0</DownVolumeLimit>
      <LimitTime>>false</LimitTime>
      <TimeLimit>0</TimeLimit>
      <LimitEvent>>false</LimitEvent>
      <EventLimit>0</EventLimit>
      <ReplenishingFrequency>0</ReplenishingFrequency>
      <VolumeThresholdPercentage>0.0</VolumeThresholdPercentage>
      <TimeThresholdPercentage>0.0</TimeThresholdPercentage>
      <EventThresholdPercentage>0.0</EventThresholdPercentage>
      <EnableInterimReporting>>false</EnableInterimReporting>
      <InterimReportingInterval>0</InterimReportingInterval>
      <QuotaExhaustionAction>0</QuotaExhaustionAction>
      <RedirectServerType>1</RedirectServerType>
      <QuotaResetIntervalType>1</QuotaResetIntervalType>
      <QuotaResetDayOfWeek>0</QuotaResetDayOfWeek>
      <QuotaResetTimeOfDay></QuotaResetTimeOfDay>
      <QuotaResetTimeVariable>d</QuotaResetTimeVariable>
      <QuotaReportOffsetLimit>30</QuotaReportOffsetLimit>
      <QuotaType>0</QuotaType>
      <MaxLeakageThreshold>1</MaxLeakageThreshold>
      <EnableDynamicGrant>>true</EnableDynamicGrant>
      <MaxSessionsUsedForDynamicGrant>20</MaxSessionsUsedForDynamicGrant>

      <MinGrantSize>3</MinGrantSize>
    </Quota>
    <Quota>
      <Name>p1</Name>
      <Description></Description>
      <LimitTotalVolume>>false</LimitTotalVolume>

```

```

<LimitUpVolume>>false</LimitUpVolume>
<LimitDownVolume>>false</LimitDownVolume>
<TotalVolumeLimit>0</TotalVolumeLimit>
<UpVolumeLimit>0</UpVolumeLimit>
<DownVolumeLimit>0</DownVolumeLimit>
<LimitTime>>false</LimitTime>
<TimeLimit>0</TimeLimit>
<LimitEvent>>false</LimitEvent>
<EventLimit>0</EventLimit>
<ReplenishingFrequency>0</ReplenishingFrequency>
<VolumeThresholdPercentage>0.0</VolumeThresholdPercentage>
<TimeThresholdPercentage>0.0</TimeThresholdPercentage>
<EventThresholdPercentage>0.0</EventThresholdPercentage>
<EnableInterimReporting>>false</EnableInterimReporting>
<InterimReportingInterval>0</InterimReportingInterval>
<QuotaExhaustionAction>0</QuotaExhaustionAction>
<RedirectServerType>1</RedirectServerType>
<QuotaResetIntervalType>2</QuotaResetIntervalType>
<QuotaResetDayOfWeek>0</QuotaResetDayOfWeek>
<QuotaResetTimeOfDay></QuotaResetTimeOfDay>
<QuotaResetTimeVariable></QuotaResetTimeVariable>
<QuotaReportOffsetLimit>0</QuotaReportOffsetLimit>
<QuotaType>1</QuotaType>
<MaxLeakageThreshold>1</MaxLeakageThreshold>
<EnableDynamicGrant>>false</EnableDynamicGrant>
<MaxSessionsUsedForDynamicGrant>10</MaxSessionsUsedForDynamicGrant>

    <MinGrantSize>0</MinGrantSize>
  </Quota>
</UpdateQuota>
</XmlInterfaceRequest>

```

## Response

The response to this request follows the generic Response tag defined in the XSDs.

```

<?xml version="1.0" ?>
<Response>
  <Result>0</Result>
  <Command type="XmlInterfaceResponse">
    <Success count="1">Successfully updated 2 quota.</Success>
    <Failure count="0"></Failure>
  </Command>
</Response>

```

The following example updates a dynamic quota with two passes:

### Update Quota Pass

- dayPass
  - DynamicQuotaType = 1
  - Priority = 10
  - LimitTotalVolume = true
  - TotalVolumeLimit = 1,000,000
- pass1
  - DynamicQuotaType = 1
  - Priority = 0

- LimitTotalVolume = false
- TotalVolumeLimit = 0

### Request

This request follows the UpdateQuota tag defined in the XSDs.

```
<?xml version="1.0" encoding="UTF-8" standalone="yes"?>
<XmlInterfaceRequest>
  <UpdateQuota>
    <Quota>
      <Name>dayPass</Name>
      <Description></Description>
      <DynamicQuotaType>1</DynamicQuotaType>
      <Priority>10</Priority>
      <LimitTotalVolume>true</LimitTotalVolume>
      <LimitUpVolume>false</LimitUpVolume>
      <LimitDownVolume>false</LimitDownVolume>
      <TotalVolumeLimit>1000000</TotalVolumeLimit>
      <UpVolumeLimit>0</UpVolumeLimit>
      <DownVolumeLimit>0</DownVolumeLimit>
      <LimitTime>false</LimitTime>
      <TimeLimit>0</TimeLimit>
      <LimitEvent>false</LimitEvent>
      <EventLimit>0</EventLimit>
      <ReplenishingFrequency>0</ReplenishingFrequency>
      <VolumeThresholdPercentage>0.0</VolumeThresholdPercentage>
      <TimeThresholdPercentage>0.0</TimeThresholdPercentage>
      <EventThresholdPercentage>0.0</EventThresholdPercentage>
      <EnableInterimReporting>false</EnableInterimReporting>
      <InterimReportingInterval>0</InterimReportingInterval>
      <QuotaExhaustionAction>0</QuotaExhaustionAction>
      <RedirectServerType>1</RedirectServerType>
      <QuotaResetIntervalType>1</QuotaResetIntervalType>
      <QuotaResetDayOfMonth>0</QuotaResetDayOfMonth>
      <QuotaResetDayOfWeek>0</QuotaResetDayOfWeek>
      <QuotaResetTimeOfDay></QuotaResetTimeOfDay>
      <QuotaReportOffsetLimit>0</QuotaReportOffsetLimit>
      <QuotaType>1</QuotaType>
      <MaxLeakageThreshold>0</MaxLeakageThreshold>
      <EnableDynamicGrant>false</EnableDynamicGrant>
      <MaxSessionsUsedForDynamicGrant>0</MaxSessionsUsedForDynamicGrant>
      <MinGrantSize>0</MinGrantSize>
      <DurationUnitType>2</DurationUnitType>
      <DurationUnit>0</DurationUnit>
      <ActiveTimePeriod></ActiveTimePeriod>
      <QuotaConvention></QuotaConvention>
    </Quota>
    <Quota>
      <Name>pass1</Name>
      <Description></Description>
      <DynamicQuotaType>1</DynamicQuotaType>
      <Priority>0</Priority>
      <LimitTotalVolume>false</LimitTotalVolume>
      <LimitUpVolume>false</LimitUpVolume>
      <LimitDownVolume>false</LimitDownVolume>
      <TotalVolumeLimit>0</TotalVolumeLimit>
      <UpVolumeLimit>0</UpVolumeLimit>
      <DownVolumeLimit>0</DownVolumeLimit>
      <LimitTime>false</LimitTime>
      <TimeLimit>0</TimeLimit>
      <LimitEvent>false</LimitEvent>
    </Quota>
  </UpdateQuota>
</XmlInterfaceRequest>
```

```

    <EventLimit>0</EventLimit>
    <ReplenishingFrequency>0</ReplenishingFrequency>
    <VolumeThresholdPercentage>0.0</VolumeThresholdPercentage>
    <TimeThresholdPercentage>0.0</TimeThresholdPercentage>
    <EventThresholdPercentage>0.0</EventThresholdPercentage>
    <EnableInterimReporting>>false</EnableInterimReporting>
    <InterimReportingInterval>0</InterimReportingInterval>
    <QuotaExhaustionAction>0</QuotaExhaustionAction>
    <RestrictionFilters></RestrictionFilters>
    <FilterIdList></FilterIdList>
    <RedirectServerType>1</RedirectServerType>
    <RedirectServerAddress></RedirectServerAddress>
    <QuotaResetIntervalType>1</QuotaResetIntervalType>
    <QuotaResetDayOfMonth>0</QuotaResetDayOfMonth>
    <QuotaResetDayOfWeek>0</QuotaResetDayOfWeek>
    <QuotaResetTimeOfDay></QuotaResetTimeOfDay>
    <QuotaReportOffsetLimit>0</QuotaReportOffsetLimit>
    <QuotaType>1</QuotaType>
    <MaxLeakageThreshold>0</MaxLeakageThreshold>
    <EnableDynamicGrant>>false</EnableDynamicGrant>
    <MaxSessionsUsedForDynamicGrant>0</MaxSessionsUsedForDynamicGrant>
    <MinGrantSize>0</MinGrantSize>
    <DurationUnitType>2</DurationUnitType>
    <DurationUnit>0</DurationUnit>
    <ActiveTimePeriod></ActiveTimePeriod>
    <QuotaConvention></QuotaConvention>
  </Quota>
</UpdateQuota>
</XmlInterfaceRequest>

```

### Response

The response to this request follows the generic Response tag defined in the XSDs.

```

<?xml version="1.0" ?>
<Response>
  <Result>0</Result>
  <Command type="XmlInterfaceResponse">
    <Success count="1">Successfully updated 1 quota
convention(s).</Success>
    <Failure count="0"></Failure>
  </Command>
</Response>

```

## Delete Quota Profile

The following examples show the request and response that are defined in the XSDs for the DeleteQuota tag.

### Request

This request follows the DeleteQuota tag defined in the XSDs.

```

<?xml version="1.0" encoding="UTF-8" ?>
<XmlInterfaceRequest>
  <DeleteQuota>
    <Name> quota1</Name>
  </DeleteQuota>
</XmlInterfaceRequest>

```



```
</DeleteQuota>
</XmlInterfaceRequest>
```

### Response

The response to this request follows the generic Response tag defined in the XSDs.

```
<?xml version="1.0" ?>
<Response>
  <Result>0</Result>
  <Command type="XmlInterfaceResponse">
    <Success count="1">Deleted 1 quota</Success>
    <Failure count="0"></Failure>
  </Command>
</Response>
```

## Query Quota Profile

The following examples show the request and response that are defined in the XSDs for the QueryQuota tag.

### Request

This request follows the QueryQuota tag defined in the XSDs.

```
<?xml version="1.0" encoding="UTF-8" ?>
  <XmlInterfaceRequest>
    <QueryQuota>
      <Name> quotal</Name>
    </QueryQuota>
  </XmlInterfaceRequest>
```

### Response

The response to this request follows the **ConfigurationData > Quota** tag defined in the XSDs.

```
<?xml version="1.0" encoding="UTF-8" standalone="yes"?>
<ConfigurationData version="8.0.0">
  <Quota>
    <Name>quotal</Name>
    <Description></Description>
    <LimitTotalVolume>false</LimitTotalVolume>
    <LimitUpVolume>false</LimitUpVolume>
    <LimitDownVolume>false</LimitDownVolume>
    <TotalVolumeLimit>0</TotalVolumeLimit>
    <UpVolumeLimit>0</UpVolumeLimit>
    <DownVolumeLimit>0</DownVolumeLimit>
    <LimitTime>false</LimitTime>
    <TimeLimit>0</TimeLimit>
    <LimitEvent>false</LimitEvent>
    <EventLimit>0</EventLimit>
    <ReplenishingFrequency>0</ReplenishingFrequency>
    <VolumeThresholdPercentage>0.0</VolumeThresholdPercentage>
    <TimeThresholdPercentage>0.0</TimeThresholdPercentage>
    <EventThresholdPercentage>0.0</EventThresholdPercentage>
    <EnableInterimReporting>false</EnableInterimReporting>
```

```

<InterimReportingInterval>0</InterimReportingInterval>
<QuotaExhaustionAction>0</QuotaExhaustionAction>
<RedirectServerType>2</RedirectServerType>
<QuotaResetIntervalType>1</QuotaResetIntervalType>
<QuotaResetDayOfMonth>0</QuotaResetDayOfMonth>
<QuotaResetDayOfWeek>0</QuotaResetDayOfWeek>
<QuotaResetTimeOfDay></QuotaResetTimeOfDay>
<QuotaResetTimeVariable>d</QuotaResetTimeVariable>
<QuotaReportOffsetLimit>0</QuotaReportOffsetLimit>
<QuotaType>0</QuotaType>
<MaxLeakageThreshold>0</MaxLeakageThreshold>
<EnableDynamicGrant>>false</EnableDynamicGrant>
<MaxSessionsUsedForDynamicGrant>20</MaxSessionsUsedForDynamicGrant>
<MinGrantSize>0</MinGrantSize>
</Quota>
</ConfigurationData>

```

## Quota Conventions

A Quota Convention controls how units are consumed and how thresholds are calculated in Quotas, Top-Ups, Rollovers, and Passes. A Quota Convention stores a service provider's configuration preferences for how Quotas, Top-Ups, Rollovers, and Passes are processed.

## Add Quota Convention

The following examples show the request and response that are defined in the XSDs for the AddQuotaConvention tag.

### Request

This request follows the AddQuotaConvention tag defined in the XSDs.

```

<?xml version="1.0" encoding="UTF-8" standalone="yes"?>
<XmlInterfaceRequest>
  <AddQuotaConvention>
    <QuotaConvention>
      <Name>quotaConvention_default</Name>
      <Description></Description>
      <RolloverUsage>0</RolloverUsage>
      <PercentageRolloverInterval>20.0</PercentageRolloverInterval>
      <PercentageRolloverMax>0.0</PercentageRolloverMax>
      <BehaviorMask>128</BehaviorMask>
    </QuotaConvention>
    <QuotaConvention>
      <Name>rollover_20150_all</Name>
      <Description></Description>
      <RolloverUsage>0</RolloverUsage>
      <PercentageRolloverInterval>20.0</PercentageRolloverInterval>
      <PercentageRolloverMax>100.0</PercentageRolloverMax>
      <BehaviorMask>223</BehaviorMask>
    </QuotaConvention>
  </AddQuotaConvention>
</XmlInterfaceRequest>

```

### Response

The response to this request follows the generic Response tag defined in the XSDs.

```
<?xml version="1.0" ?>
<Response>
  <Result>0</Result>
  <Command type="XmlInterfaceResponse">
    <Success count="2">Successfully imported 2 quota
convention(s).</Success>
    <Failure count="0"></Failure>
  </Command>
</Response>
```

## Update Quota Conventions

The following examples show the request and response that are defined in the XSDs for the UpdateQuotaConvention tag.

### Request

This request follows the UpdateQuotaConvention tag defined in the XSDs.

```
<?xml version="1.0" encoding="UTF-8" standalone="yes"?>
<XmlInterfaceRequest>
  <UpdateQuotaConvention>
    <QuotaConvention>
      <Name>quotaConvention_default</Name>
      <Description></Description>
      <RolloverUsage>0</RolloverUsage>
      <PercentageRolloverInterval>20.0</PercentageRolloverInterval>
      <PercentageRolloverMax>0.0</PercentageRolloverMax>
      <BehaviorMask>128</BehaviorMask>
    </QuotaConvention>
    <QuotaConvention>
      <Name>rollover_20150_all</Name>
      <Description></Description>
      <RolloverUsage>0</RolloverUsage>
      <PercentageRolloverInterval>20.0</PercentageRolloverInterval>
      <PercentageRolloverMax>100.0</PercentageRolloverMax>
      <BehaviorMask>223</BehaviorMask>
    </QuotaConvention>
  </UpdateQuotaConvention>
</XmlInterfaceRequest>
```

### Response

The response to this request follows the generic Response tag defined in the XSDs.

```
<?xml version="1.0" ?>
<Response>
  <Result>0</Result>
  <Command type="XmlInterfaceResponse">
    <Success count="1">Successfully updated 2 quota
convention(s).</Success>
    <Failure count="0"></Failure>
  </Command>
</Response>
```

## Delete Quota Convention

The following example shows the request and response that are defined in the XSDs for the DeleteQuotaConvention tag.

### Request

This request follows the DeleteQuotaConvention tag defined in the XSDs.

```
<?xml version="1.0" encoding="UTF-8" ?>
<XmlInterfaceRequest>
  <DeleteQuotaConvention>
    <Name>abc</Name>
  </DeleteQuotaConvention>
</XmlInterfaceRequest>
```

### Response

The response to this request follows the generic Response tag defined in the XSDs.

```
<?xml version="1.0" ?>
<Response>
  <Result>0</Result>
  <Command type="XmlInterfaceResponse">
    <Success count="1">Deleted 1 Quota Convention(s).</Success>
    <Failure count="0"></Failure>
  </Command>
</Response>
```

## Query Quota Convention

The following example shows the request and response that are defined in the XSDs for the QueryQuotaConvention tag.

### Request

This request follows the QueryQuotaConvention tag defined in the XSDs.

```
<?xml version="1.0" encoding="UTF-8" ?>
<XmlInterfaceRequest>
  <QueryQuotaConvention>
    <Name>quotaConvention1</Name>
  </QueryQuotaConvention>
</XmlInterfaceRequest>
```

### Response

The response to this request follows the generic Response tag defined in the XSDs.

```
<?xml version="1.0" encoding="UTF-8" standalone="yes"?> <ConfigurationData
version="9.1.0">
  <QuotaConvention>
    <Name>quotaConvention_default</Name>
```

## Subscriber Interface for Wireless Mode

```
<Description></Description>  
<RolloverUsage>0</RolloverUsage>  
<PercentageRolloverInterval>20.0</PercentageRolloverInterval>  
<PercentageRolloverMax>0.0</PercentageRolloverMax>  
<BehaviorMask>128</BehaviorMask>  
</QuotaConvention>  
</ConfigurationData>
```

# Chapter 3

## Operational Measurement Requests for Wireless Mode

---

### Topics:

- *Operational Measurements Requests Overview for Wireless Mode.....112*
- *Message Processing Statistics.....112*
- *Topology Update Statistics.....114*
- *Network Element Statistics.....115*
- *Latency Statistics.....119*
- *Connected Network Elements Statistics.....128*
- *Diameter Operational Measurements Requests for Wireless Mode.....129*
- *KPI Statistics.....162*
- *KPI Statistics for COMCOL Behindness and Sync State.....164*
- *LDAP Source Statistics.....166*
- *Protocol Error Statistics.....167*
- *Protocol MRA Error Statistics.....172*
- *Session Cleanup Statistics.....176*
- *Timeout Statistics.....177*
- *Traffic Profile Statistics.....191*
- *TPS Statistics.....192*
- *Quota Profile Statistics.....198*
- *Quota Profile Statistics.....199*
- *Interval Statistics/PCRF Session License Tracking and Reporting.....200*
- *PDN RAT Connection Statistics.....202*
- *PDN Connection APN Statistics.....204*
- *KPI Dashboard Statistics.....205*
- *AF Session Statistics for RAT-Type.....209*
- *Replication Statistics.....210*
- *SCTP Association Statistics.....213*
- *Peer Associate Statistics.....214*
- *Message Error Statistics for Gx.....215*

This chapter defines the various Operational Measurements (OM) groups and the individual OM statistics that comprise them. For several of the more generic statistics, the instrumentation on the Multimedia Policy Engine (MPE) and the Policy Front End (MRA) may differ by protocol, and therefore specific statistics may increment differently across those protocols.

- [SDR/SDA Message Processing Stats.....216](#)



## Operational Measurements Requests Overview for Wireless Mode

The OM interface consists of the following requests, grouped by category:

- OSSI XML interface statistics
  - Topology Update Statistics — retrieves statistics on all updates made through the Topology Interface.
  - Subscriber Update Statistics — retrieves statistics on all updates made through the Subscriber Interface.
- Protocol-specific statistics
  - Message Processing Statistics — retrieves statistics on session events.
  - Latency Statistics - retrieves statistics on how quickly protocol messages are processed.
  - Network Element Statistics — retrieves statistics on session events for specific network elements and interfaces.
  - RADIUS-S Statistics — retrieves statistics on accounting and change-of-authorization messages specific to the RADIUS-S protocol.
  - Diameter Statistics — retrieves statistics on Diameter Application Functions (Cable), Charging Functions (Wireless), Policy Charging Enforcement Functions (Wireless).
  - Timeout Statistics — retrieves timeout statistics not received in a predefined amount of time, that are tracked per network element, MPE, and MRA, and PDN statistics (Wireless).
  - Latency Statistics — retrieves latency statistics information for incoming and outgoing messages tracked per network element, MPE, and MRA.
  - Event Trigger Statistics — retrieves related event trigger statistics used for tracking activity.
  - Session Cleanup Statistics — retrieves the number of session cleanup statistics where sessions are aged-out due to inactivity. The reauthorization is submitted and if it is unresponsive or an error occurs indicating that the session is inactive, then it is removed from the system.
  - Traffic Profile Statistics — retrieves traffic profile statistics which counters the number of times a PCRF attempts to install, remove, or fails.
  - Quota Profile Statistics — retrieves quota profile statistics to counter the number of times the configured threshold reaches a maxed out limit.

### Message Processing Statistics

The following examples show the request and response that are defined in the XSDs for the MessageProcessingStats tag.

Request

This request follows the **QueryOmStats > MessageProcessingStats** tag defined in the XSDs.

The following is an example of a request for all policy servers in the system:

```
<?xml version="1.0" encoding="UTF-8" ?>  
<QueryOmStats>
```



```
<StartTime>2006-10-26T14:30:00Z</StartTime>
<EndTime>2006-10-26T14:40:00Z</EndTime>
<MessageProcessingStats/>
</QueryOmStats>
```

## Response

The response to this request follows the **Statistics > MessageProcessingStats** tag defined in the XSDs.

Individual statistics are defined as follows:

- **SessionCount**: Session requests received.
- **SessionSuccessCount**: Session requests successfully created.
- **ActiveSessionCount**: The absolute value representing the current active session request received.
- **SessionFailCount**: Session request failures. For example, this could be due to a policy denying a request.
- **SessionProtocolFailCount**: Number of session failures due to an invalid message or parameter. This count is incremented whenever the MPE determines that an incoming message from the AM has an invalid message and has to be dropped by the MPE.
- **SessionPolicyFailCount**: Number of session requests that trigger a policy. This count is maintained in the MPE, one per policy. When the condition of a policy triggers, the count for that policy is incremented. The value displayed is a total trigger count. That is, the sum of this value for all the policies. For example, if the definition of a policy is defined as, "when the device usage is greater than 80% of capacity, reject message". When the MPE executes this policy in response to a request, if the policy triggers (i.e. if the MPE determines that the device usage is > 80%), the trigger count for that policy is incremented.
- **PeakTransactionRate**: An absolute value representing the peak number of transactions occurring within a given sample period.
- **SessionUnknownPathFailCount**: The number of session failures resulting from an unknown or nonexistent path.
- **SessionUnknownSubscriberCount**: The number of session failures resulting from an unknown subscriber ID.

The following is an example of the MessageProcessingStats tag:

```
<?xml version="1.0" encoding="UTF-8"?>
<Statistics>
  <MessageProcessingStats>
    <Sample>
      <StartTime>2006-10-26T14:30:22Z</StartTime>
      <EndTime>2006-10-26T14:35:11Z</EndTime>
      <PolicyServer>Atlanta105</PolicyServer>
      <IsComplete>true</IsComplete>
      <SessionCount>100</SessionCount>
      <SessionSuccessCount>97</SessionSuccessCount>
      <SessionFailCount>3</SessionFailCount>
      <SessionUnknownPathFailCount>0</SessionUnknownPathFailCount>
      <SessionUnknownSubscriberFailCount>0</SessionUnknownSubscriberFailCount>

      <SessionProtocolFailCount>1</SessionProtocolFailCount>
      <SessionPolicyFailCount>2</SessionPolicyFailCount>
      <PeakTransactionRate>0</PeakTransactionRate>
      <ActiveSessionCount>0</ActiveSessionCount>
    </Sample>
  </MessageProcessingStats>
</Statistics>
```

## Topology Update Statistics

The following examples show the request and response that are defined in the XSDs for the TopologyUpdateStats tag.

### Request

This request follows the **QueryOmStats > TopologyUpdateStats** tag defined in the XSDs.

The following is an example of a request for a topology update:

```
<?xml version="1.0" encoding="UTF-8" ?>
<QueryOmStats>
  <StartTime>2006-10-26T14:30:00Z</StartTime>
  <EndTime>2006-10-26T14:40:00Z</EndTime>
  <TopologyUpdateStats></TopologyUpdateStats>
</QueryOmStats>
```

### Response

The response to this request follows the **Statistics > TopologyUpdateStats** tag defined in the XSDs.

Individual statistics are defined as follows:

- **TopologyUpdateCount**: The number of topology changes made in the Configuration Management Platform (CMP) that resulted in changes to an MPE. Topology data includes Network Elements, Paths, Interfaces, and Links. Changes to this data can occur through either the CMP Graphical User Interface (GUI) or the XML interface. The counter increments for each MPE that updates as a result of the change. For example, when a user updates a Network Element, the topology update counter increments for each MPE that the Network Element is associated with.

Batch changes are treated as a single update to an MPE. An OSSI XML interface update may be made across multiple elements but all of those changes are pushed at one time to the MPE. This is treated as a single topology change with regard to the counter.

- **TopologyUpdateFailCount**: The number of topology changes made in the CMP that fail to update an associated MPE. For example, if an MPE is offline while a Network Element is changed, the fail counter will increment once for that failed MPE update.

The following is an example of the TopologyUpdateStats tag:

```
<?xml version="1.0" encoding="UTF-8" ?>
<Statistics>
  <TopologyUpdateStats>
    <Sample>
      <StartTime>2006-10-26T14:30:22Z</StartTime>
      <EndTime>2006-10-26T14:35:11Z</EndTime>
      <TopologyUpdateCount>942</TopologyUpdateCount>
      <TopologyUpdateFailCount>6</TopologyUpdateFailCount>
    </Sample>
  </TopologyUpdateStats>
</Statistics>
```

## Network Element Statistics

The following examples show the request and response that are defined in the XSDs for the NetworkElementStats tag.

### Request

This request follows the **QueryOmStats** > **NetworkElementStats** tag defined in the XSDs.

The following is an example of a request for a single network element using the Name parameter:

```
<?xml version="1.0" encoding="UTF-8" ?>
<QueryOmStats>
  <StartTime>2006-10-26T14:30:00Z</StartTime>
  <EndTime>2006-10-26T14:35:00Z</EndTime>
  <NetworkElementStats>
    <Name>Router1</Name>
  </NetworkElementStats>
</QueryOmStats>
```

The following is an example of a request for multiple network elements using the Name(s) and NeId(s) parameters. This example returns statistics for three different network elements:

```
<?xml version="1.0" encoding="UTF-8" ?>
<QueryOmStats>
  <StartTime>2006-10-12T11:15:00Z</StartTime>
  <EndTime>2006-10-12T11:25:00Z</EndTime>
  <NetworkElementStats>
    <Name>Router1</Name>
    <Name>Router2</Name>
    <Name>Router3</Name>
  </NetworkElementStats>
</QueryOmStats>
```

The following is an example of a request for all network elements in the system. This example returns statistics for each network element:

```
<?xml version="1.0" encoding="UTF-8" ?>
<QueryOmStats>
  <StartTime>2006-10-12T11:15:00Z</StartTime>
  <EndTime>2006-10-12T11:25:00Z</EndTime>
  <NetworkElementStats></NetworkElementStats>
</QueryOmStats>
```

### Response

The response to this request follows the **Statistics** > **NetworkElementStats** tag defined in the XSDs.

Both Name and NeId are returned along with the statistics and actual recorded times for those statistics. Sample groups are ordered by policy server, network element, available interfaces, and then by time.

This OM Group, by default, contains a combination of delta and absolute values. Individual statistics returned as absolutes are described as follows:

- Name: Unique name identifying the Network Element for the following statistics.

## Operational Measurement Requests for Wireless Mode

- NeId: Optional identifier field for the Network Element.
- InterfaceName: Identifying field for the Network Element's Interface.
- SessionCount: Current active sessions for that Network Element or Interface. This is a cumulative value and is displayed as an absolute.
- SessionSuccessCount: Successful sessions.
- SessionFailCount: Session failures.

**Note:** Session failures can occur for a variety of reasons, for example, when a gate is created that is greater than the gate limit, the MPE responds with an error code. The default in this instance is "0" which means "no limit".

- AbnormalDisconnectCount: Number of network elements that have disconnected from the MPE abnormally. For example, due to a break in the network.
- Capacity: The currently defined maximum capacity for this Network Element or Interface. This is a static absolute value defined in the CMP for that object.
- BandwidthUpstream: This is the current reserved upstream bandwidth allocated for this Network Element or Interface. This is a non-cumulative value displayed as an absolute.
- BandwidthDownstream: This is the current reserved downstream bandwidth allocated for this Network Element or Interface. This is a non-cumulative value displayed as an absolute.
- MaxBandwidthDownstream— This statistic represents the maximum committed bandwidth flows allocated for this Network Element or Interface. This value is also an absolute value that indicates the peak bandwidth usage in the history of a Network Element.

The following is an example XML response to a multiple network element request:

```
<?xml version="1.0" encoding="UTF-8"?>
<Statistics>
  <NetworkElementStats>
    <Sample>
      <StartTime>2006-10-12T11:18:30Z</StartTime>
      <EndTime>2006-10-12T11:19:20Z</EndTime>
      <PolicyServer>Atlanta105</PolicyServer>
      <IsComplete>true</IsComplete>
      <Name>Router1</Name>
      <NeId>12345</NeId>
      <SessionCount>3</SessionCount>
      <SessionSuccessCount>3</SessionSuccessCount>
      <SessionFailCount>0</SessionFailCount>
      <AbnormalDisconnectCount>0</AbnormalDisconnectCount>
      <Capacity>50000000</Capacity>
      <BandwidthUpstream>3000000</BandwidthUpstream>
      <BandwidthDownstream>100000</BandwidthDownstream>
      <Interface>
        <InterfaceName>If1</InterfaceName>
        <SessionCount>3</SessionCount>
        <SessionSuccessCount>3</SessionSuccessCount>
        <SessionFailCount>0</SessionFailCount>
        <AbnormalDisconnectCount>0</AbnormalDisconnectCount>
        <Capacity>50000000</Capacity>
        <BandwidthUpstream>3000000</BandwidthUpstream>
        <BandwidthDownstream>100000</BandwidthDownstream>
      </Interface>
    </Sample>
    <Sample>
      <StartTime>2006-10-12T11:19:20Z</StartTime>
      <EndTime>2006-10-12T11:20:10Z</EndTime>
      <PolicyServer>Atlanta105</PolicyServer>
```

## Operational Measurement Requests for Wireless Mode

```
<IsComplete>>true</IsComplete>
<Name>Router1</Name>
<NeId>12345</NeId>
<SessionCount>0</SessionCount>
<SessionSuccessCount>0</SessionSuccessCount>
<SessionFailCount>0</SessionFailCount>
<AbnormalDisconnectCount>0</AbnormalDisconnectCount>
<Capacity>5000000</Capacity>
<BandwidthUpstream>300000</BandwidthUpstream>
<BandwidthDownstream>10000</BandwidthDownstream>
<Interface>
  <InterfaceName>If1</InterfaceName>
  <SessionCount>0</SessionCount>
  <SessionSuccessCount>0</SessionSuccessCount>
  <SessionFailCount>0</SessionFailCount>
  <AbnormalDisconnectCount>0</AbnormalDisconnectCount>
  <Capacity>5000000</Capacity>
  <BandwidthUpstream>300000</BandwidthUpstream>
  <BandwidthDownstream>10000</BandwidthDownstream>
</Interface>
</Sample>
<Sample>
  <StartTime>2006-10-12T11:20:10Z</StartTime>
  <EndTime>2006-10-12T11:21:00Z</EndTime>
  <PolicyServer>Atlanta105</PolicyServer>
  <IsComplete>true</IsComplete>
  <Name>Router1</Name>
  <NeId>12345</NeId>
  <SessionCount>9</SessionCount>
  <SessionSuccessCount>9</SessionSuccessCount>
  <SessionFailCount>0</SessionFailCount>
  <AbnormalDisconnectCount>0</AbnormalDisconnectCount>
  <Capacity>5000000</Capacity>
  <BandwidthUpstream>300000</BandwidthUpstream>
  <BandwidthDownstream>10000</BandwidthDownstream>
  <Interface>
    <InterfaceName>If1</InterfaceName>
    <SessionCount>9</SessionCount>
    <SessionSuccessCount>9</SessionSuccessCount>
    <SessionFailCount>0</SessionFailCount>
    <AbnormalDisconnectCount>0</AbnormalDisconnectCount>
    <Capacity>5000000</Capacity>
    <BandwidthUpstream>300000</BandwidthUpstream>
    <BandwidthDownstream>10000</BandwidthDownstream>
  </Interface>
</Sample>
<Sample>
  <StartTime>2006-10-12T11:18:30Z</StartTime>
  <EndTime>2006-10-12T11:19:20Z</EndTime>
  <PolicyServer>Atlanta105</PolicyServer>
  <IsComplete>true</IsComplete>
  <Name>Router 2</Name>
  <NeId>12341</NeId>
  <SessionCount>11</SessionCount>
  <SessionSuccessCount>11</SessionSuccessCount>
  <SessionFailCount>0</SessionFailCount>
  <AbnormalDisconnectCount>0</AbnormalDisconnectCount>
  <Capacity>5000000</Capacity>
  <BandwidthUpstream>300000</BandwidthUpstream>
  <BandwidthDownstream>10000</BandwidthDownstream>
  <Interface>
    <InterfaceName>If2</InterfaceName>
    <SessionCount>11</SessionCount>
    <SessionSuccessCount>11</SessionSuccessCount>
```

## Operational Measurement Requests for Wireless Mode

```
<SessionFailCount>0</SessionFailCount>
<AbnormalDisconnectCount>0</AbnormalDisconnectCount>
<Capacity>50000000</Capacity>
<BandwidthUpstream>3000000</BandwidthUpstream>
<BandwidthDownstream>100000</BandwidthDownstream>
</Interface>
</Sample>
<Sample>
  <StartTime>2006-10-12T11:19:20Z</StartTime>
  <EndTime>2006-10-12T11:20:10Z</EndTime>
  <PolicyServer>Atlanta105</PolicyServer>
  <IsComplete>>true</IsComplete>
  <Name>Router 2</Name>
  <NeId>12341</NeId>
  <SessionCount>2</SessionCount>
  <SessionSuccessCount>2</SessionSuccessCount>
  <SessionFailCount>0</SessionFailCount>
  <AbnormalDisconnectCount>0</AbnormalDisconnectCount>
  <Capacity>50000000</Capacity>
  <BandwidthUpstream>3000000</BandwidthUpstream>
  <BandwidthDownstream>100000</BandwidthDownstream>
  <Interface>
    <InterfaceName>If2</InterfaceName>
    <SessionCount>2</SessionCount>
    <SessionSuccessCount>2</SessionSuccessCount>
    <SessionFailCount>0</SessionFailCount>
    <AbnormalDisconnectCount>0</AbnormalDisconnectCount>
    <Capacity>50000000</Capacity>
    <BandwidthUpstream>3000000</BandwidthUpstream>
    <BandwidthDownstream>100000</BandwidthDownstream>
  </Interface>
</Sample>
<Sample>
  <StartTime>2006-10-12T11:20:10Z</StartTime>
  <EndTime>2006-10-12T11:21:00Z</EndTime>
  <PolicyServer>Atlanta105</PolicyServer>
  <IsComplete>>true</IsComplete>
  <Name>Router 2</Name>
  <NeId>12341</NeId>
  <SessionCount>9</SessionCount>
  <SessionSuccessCount>9</SessionSuccessCount>
  <SessionFailCount>0</SessionFailCount>
  <AbnormalDisconnectCount>0</AbnormalDisconnectCount>
  <Capacity>50000000</Capacity>
  <BandwidthUpstream>3000000</BandwidthUpstream>
  <BandwidthDownstream>100000</BandwidthDownstream>
  <Interface>
    <InterfaceName>If2</InterfaceName>
    <SessionCount>9</SessionCount>
    <SessionSuccessCount>9</SessionSuccessCount>
    <SessionFailCount>0</SessionFailCount>
    <AbnormalDisconnectCount>0</AbnormalDisconnectCount>
    <Capacity>50000000</Capacity>
    <BandwidthUpstream>3000000</BandwidthUpstream>
    <BandwidthDownstream>100000</BandwidthDownstream>
  </Interface>
</Sample>
</NetworkElementStats>
</Statistics>
```

## Latency Statistics

The following examples show the request and response that are defined in the XSDs for the DiameterAfLatencyStats tag.

### Request

This request follows the **QueryOmStats** > **DiameterAfLatencyStats** tag defined in the XSDs.

The following is an example of a request for a single policy server:

```
<?xml version="1.0" encoding="UTF-8"?>
<XmlInterfaceRequest>
  <QueryOmStats>
    <StartTime>2001-12-31T12:00:00</StartTime>
    <EndTime>2001-12-31T12:15:00</EndTime>
    <DiameterAfLatencyStats>
      <PolicyServer>PolicyServer</PolicyServer>
    </DiameterAfLatencyStats>
  </QueryOmStats>
</XmlInterfaceRequest>
```

### Response

The response to this request follows the **Statistics** > **DiameterAfLatencyStats** tag defined in the XSDs.

The following is an example of a response for a single policy server:

```
<?xml version="1.0" encoding="UTF-8"?>
<Statistics>
  <DiameterAfLatencyStats>
    <Sample>
      <StartTime>2001-12-31T12:00:00</StartTime>
      <EndTime>2001-12-31T12:15:00</EndTime>
      <PolicyServer>PolicyServer</PolicyServer>
      <IsComplete>true</IsComplete>
      <CurrentConnectionsCount>0</CurrentConnectionsCount>
      <MaxTransactionInProcessingTime>0</MaxTransactionInProcessingTime>
      <AverageTransactionInProcessingTime>0</AverageTransactionInProcessingTime>

      <MaxTransactionOutProcessingTime>0</MaxTransactionOutProcessingTime>
      <AverageTransactionOutProcessingTime>0</AverageTransactionOutProcessingTime>

      <TransactionTime_In_0_20_Count>0</TransactionTime_In_0_20_Count>
      <TransactionTime_In_20_40_Count>0</TransactionTime_In_20_40_Count>
      <TransactionTime_In_40_60_Count>0</TransactionTime_In_40_60_Count>
      <TransactionTime_In_60_80_Count>0</TransactionTime_In_60_80_Count>
      <TransactionTime_In_80_100_Count>0</TransactionTime_In_80_100_Count>
      <TransactionTime_In_100_120_Count>0</TransactionTime_In_100_120_Count>
      <TransactionTime_In_120_140_Count>0</TransactionTime_In_120_140_Count>
      <TransactionTime_In_140_160_Count>0</TransactionTime_In_140_160_Count>
      <TransactionTime_In_160_180_Count>0</TransactionTime_In_160_180_Count>
      <TransactionTime_In_180_200_Count>0</TransactionTime_In_180_200_Count>
      <TransactionTime_In_gt_200_Count>0</TransactionTime_In_gt_200_Count>
      <TransactionTime_Out_20_40_Count>0</TransactionTime_Out_20_40_Count>
      <TransactionTime_Out_40_60_Count>0</TransactionTime_Out_40_60_Count>
      <TransactionTime_Out_60_80_Count>0</TransactionTime_Out_60_80_Count>
      <TransactionTime_Out_80_100_Count>0</TransactionTime_Out_80_100_Count>
```

```

<TransactionTime_Out_100_120_Count>0</TransactionTime_Out_100_120_Count>
<TransactionTime_Out_120_140_Count>0</TransactionTime_Out_120_140_Count>
<TransactionTime_Out_140_160_Count>0</TransactionTime_Out_140_160_Count>
<TransactionTime_Out_160_180_Count>0</TransactionTime_Out_160_180_Count>
<TransactionTime_Out_180_200_Count>0</TransactionTime_Out_180_200_Count>
<TransactionTime_Out_gt_200_Count>0</TransactionTime_Out_gt_200_Count>
</Sample>
</DiameterAfLatencyStats>
</Statistics>

```

### Request

This request follows the **QueryOmStats > DiameterAfPeerLatencyStats** tag defined in the XSDs.

The following is an example of a request for a single policy server:

```

<?xml version="1.0" encoding="UTF-8"?>
<XmlInterfaceRequest>
  <QueryOmStats>
    <StartTime>2001-12-31T12:00:00</StartTime>
    <EndTime>2001-12-31T12:15:00</EndTime>
    <DiameterAfPeerLatencyStats>
      <Name>ApplicationName</Name>
    </DiameterAfPeerLatencyStats>
  </QueryOmStats>
</XmlInterfaceRequest>

```

### Response

The response to this request follows the **Statistics > DiameterAfPeerfLatencyStats** tag defined in the XSDs.

The following is an example of a response for a single policy server:

```

<?xml version="1.0" encoding="UTF-8"?>
<Statistics>
  <DiameterAfPeerfLatencyStats>
    <Sample>
      <StartTime>2001-12-31T12:00:00</StartTime>
      <EndTime>2001-12-31T12:15:00</EndTime>
      <PolicyServer>PolicyServer</PolicyServer>
      <IsComplete>true</IsComplete>
      <Name>ApplicationName</Name>
      <NeId>NeId</NeId>
      <NetworkElementType>NetworkElementType</NetworkElementType>
      <NetworkElementSubType>NetworkElementSubType</NetworkElementSubType>
      <ConnectAddress>10.60.4.56</ConnectAddress>
      <ConnectPort>3868</ConnectPort>
      <ConnectType>TCP</ConnectType>
      <MaxTransactionInProcessingTime>0</MaxTransactionInProcessingTime>
      <AverageTransactionInProcessingTime>0</AverageTransactionInProcessingTime>

      <MaxTransactionOutProcessingTime>0</MaxTransactionOutProcessingTime>
      <AverageTransactionOutProcessingTime>0</AverageTransactionOutProcessingTime>

      <TransactionTime_In_0_20_Count>0</TransactionTime_In_0_20_Count>
    </Sample>
  </DiameterAfPeerfLatencyStats>
</Statistics>

```



```

<TransactionTime_In_20_40_Count>0</TransactionTime_In_20_40_Count>
<TransactionTime_In_40_60_Count>0</TransactionTime_In_40_60_Count>
<TransactionTime_In_60_80_Count>0</TransactionTime_In_60_80_Count>
<TransactionTime_In_80_100_Count>0</TransactionTime_In_80_100_Count>
<TransactionTime_In_100_120_Count>0</TransactionTime_In_100_120_Count>
<TransactionTime_In_120_140_Count>0</TransactionTime_In_120_140_Count>
<TransactionTime_In_140_160_Count>0</TransactionTime_In_140_160_Count>
<TransactionTime_In_160_180_Count>0</TransactionTime_In_160_180_Count>
<TransactionTime_In_180_200_Count>0</TransactionTime_In_180_200_Count>
<TransactionTime_In_gt_200_Count>0</TransactionTime_In_gt_200_Count>
<TransactionTime_Out_0_20_Count>0</TransactionTime_Out_0_20_Count>
<TransactionTime_Out_20_40_Count>0</TransactionTime_Out_20_40_Count>
<TransactionTime_Out_40_60_Count>0</TransactionTime_Out_40_60_Count>
<TransactionTime_Out_60_80_Count>0</TransactionTime_Out_60_80_Count>
<TransactionTime_Out_80_100_Count>0</TransactionTime_Out_80_100_Count>
<TransactionTime_Out_100_120_Count>0</TransactionTime_Out_100_120_Count>

<TransactionTime_Out_120_140_Count>0</TransactionTime_Out_120_140_Count>

<TransactionTime_Out_140_160_Count>0</TransactionTime_Out_140_160_Count>

<TransactionTime_Out_160_180_Count>0</TransactionTime_Out_160_180_Count>

<TransactionTime_Out_180_200_Count>0</TransactionTime_Out_180_200_Count>

<TransactionTime_Out_gt_200_Count>0</TransactionTime_Out_gt_200_Count>
</Sample>
</DiameterAfPeerfLatencyStats>
</Statistics>

```

### Request

This request follows the **QueryOmStats > PcmCmtsLatencyStats** tag defined in the XSDs.

The following is an example of a request for a single policy server:

```

<?xml version="1.0" encoding="UTF-8" ?>
<XmlInterfaceRequest>
  <QueryOmStats>
    <StartTime>2001-12-31T12:00:00</StartTime>
    <EndTime>2001-12-31T12:15:00</EndTime>
    <PcmCmtsLatencyStats>
      <PolicyServer>PolicyServer</PolicyServer>
    </PcmCmtsLatencyStats>
  </QueryOmStats>
</XmlInterfaceRequest>

```

### Response

The response to this request follows the **Statistics > PcmCmtsLatencyStats** tag defined in the XSDs.

The following is an example of a response for a single policy server:

```

<?xml version="1.0" encoding="UTF-8" ?>
<Statistics>
  <PcmCmtsLatencyStats>
    <Sample>
      <StartTime>2001-12-31T12:00:00</StartTime>
      <EndTime>2001-12-31T12:15:00</EndTime>
      <PolicyServer>PolicyServer</PolicyServer>
      <IsComplete>true</IsComplete>
    </Sample>
  </PcmCmtsLatencyStats>
</Statistics>

```

## Operational Measurement Requests for Wireless Mode

```
<CurrentConnectionsCount>0</CurrentConnectionsCount>
<MaxTransactionInProcessingTime>0</MaxTransactionInProcessingTime>
<AverageTransactionInProcessingTime>0</AverageTransactionInProcessingTime>

<MaxTransactionOutProcessingTime>0</MaxTransactionOutProcessingTime>
<AverageTransactionOutProcessingTime>0</AverageTransactionOutProcessingTime>

<TransactionTime_In_0_20_Count>0</TransactionTime_In_0_20_Count>
<TransactionTime_In_20_40_Count>0</TransactionTime_In_20_40_Count>
<TransactionTime_In_40_60_Count>0</TransactionTime_In_40_60_Count>
<TransactionTime_In_60_80_Count>0</TransactionTime_In_60_80_Count>
<TransactionTime_In_80_100_Count>0</TransactionTime_In_80_100_Count>
<TransactionTime_In_100_120_Count>0</TransactionTime_In_100_120_Count>
<TransactionTime_In_120_140_Count>0</TransactionTime_In_120_140_Count>
<TransactionTime_In_140_160_Count>0</TransactionTime_In_140_160_Count>
<TransactionTime_In_160_180_Count>0</TransactionTime_In_160_180_Count>
<TransactionTime_In_180_200_Count>0</TransactionTime_In_180_200_Count>
<TransactionTime_In_gt_200_Count>0</TransactionTime_In_gt_200_Count>
<TransactionTime_Out_0_20_Count>0</TransactionTime_Out_0_20_Count>
<TransactionTime_Out_20_40_Count>0</TransactionTime_Out_20_40_Count>
<TransactionTime_Out_40_60_Count>0</TransactionTime_Out_40_60_Count>
<TransactionTime_Out_60_80_Count>0</TransactionTime_Out_60_80_Count>
<TransactionTime_Out_80_100_Count>0</TransactionTime_Out_80_100_Count>
<TransactionTime_Out_100_120_Count>0</TransactionTime_Out_100_120_Count>

<TransactionTime_Out_120_140_Count>0</TransactionTime_Out_120_140_Count>

<TransactionTime_Out_140_160_Count>0</TransactionTime_Out_140_160_Count>

<TransactionTime_Out_160_180_Count>0</TransactionTime_Out_160_180_Count>

<TransactionTime_Out_180_200_Count>0</TransactionTime_Out_180_200_Count>

<TransactionTime_Out_gt_200_Count>0</TransactionTime_Out_gt_200_Count>
</Sample>
</PcmmCmtsLatencyStats>
</Statistics>
```

### Request

This request follows the **QueryOmStats > PcmmCmtsPeerLatencyStats** tag defined in the XSDs.

The following is an example of a request for a single policy server:

```
<?xml version="1.0" encoding="UTF-8"?>
<XmlInterfaceRequest>
  <QueryOmStats>
    <StartTime>2001-12-31T12:00:00</StartTime>
    <EndTime>2001-12-31T12:15:00</EndTime>
    <PcmmCmtsPeerLatencyStats>
      <Name>NetworkElementName</Name>
    </PcmmCmtsPeerLatencyStats>
  </QueryOmStats>
</XmlInterfaceRequest>
```

### Response

The response to this request follows the **Statistics > PcmmCmtsPeerLatencyStats** tag defined in the XSDs.

The following is an example of a response for a single policy server:

```
<?xml version="1.0" encoding="UTF-8"?>
<Statistics>
  <PcmmCmtsPeerLatencyStats>
    <Sample>
      <StartTime>2001-12-31T12:00:00</StartTime>
      <EndTime>2001-12-31T12:15:00</EndTime>
      <PolicyServer>PolicyServer</PolicyServer>
      <IsComplete>true</IsComplete>
      <Name>NetworkElementName</Name>
      <NeId>NeId</NeId>
      <NetworkElementType>NetworkElementType</NetworkElementType>
      <NetworkElementSubType>NetworkElementSubType</NetworkElementSubType>
      <ConnectAddress>10.60.4.56</ConnectAddress>
      <ConnectPort>3868</ConnectPort>
      <ConnectType>TCP</ConnectType>
      <MaxTransactionInProcessingTime>0</MaxTransactionInProcessingTime>
      <AverageTransactionInProcessingTime>0</AverageTransactionInProcessingTime>

      <MaxTransactionOutProcessingTime>0</MaxTransactionOutProcessingTime>
      <AverageTransactionOutProcessingTime>0</AverageTransactionOutProcessingTime>

      <TransactionTime_In_0_20_Count>0</TransactionTime_In_0_20_Count>
      <TransactionTime_In_20_40_Count>0</TransactionTime_In_20_40_Count>
      <TransactionTime_In_40_60_Count>0</TransactionTime_In_40_60_Count>
      <TransactionTime_In_60_80_Count>0</TransactionTime_In_60_80_Count>
      <TransactionTime_In_80_100_Count>0</TransactionTime_In_80_100_Count>
      <TransactionTime_In_100_120_Count>0</TransactionTime_In_100_120_Count>
      <TransactionTime_In_120_140_Count>0</TransactionTime_In_120_140_Count>
      <TransactionTime_In_140_160_Count>0</TransactionTime_In_140_160_Count>
      <TransactionTime_In_160_180_Count>0</TransactionTime_In_160_180_Count>
      <TransactionTime_In_180_200_Count>0</TransactionTime_In_180_200_Count>
      <TransactionTime_In_gt_200_Count>0</TransactionTime_In_gt_200_Count>
      <TransactionTime_Out_0_20_Count>0</TransactionTime_Out_0_20_Count>
      <TransactionTime_Out_20_40_Count>0</TransactionTime_Out_20_40_Count>
      <TransactionTime_Out_40_60_Count>0</TransactionTime_Out_40_60_Count>
      <TransactionTime_Out_60_80_Count>0</TransactionTime_Out_60_80_Count>
      <TransactionTime_Out_80_100_Count>0</TransactionTime_Out_80_100_Count>
      <TransactionTime_Out_100_120_Count>0</TransactionTime_Out_100_120_Count>

      <TransactionTime_Out_120_140_Count>0</TransactionTime_Out_120_140_Count>

      <TransactionTime_Out_140_160_Count>0</TransactionTime_Out_140_160_Count>

      <TransactionTime_Out_160_180_Count>0</TransactionTime_Out_160_180_Count>

      <TransactionTime_Out_180_200_Count>0</TransactionTime_Out_180_200_Count>

      <TransactionTime_Out_gt_200_Count>0</TransactionTime_Out_gt_200_Count>
    </Sample>
  </PcmmCmtsPeerLatencyStats>
</Statistics>
```

### Request

This request follows the **QueryOmStats > PcmmAmLatencyStats** tag defined in the XSDs.

The following is an example of a request for a single policy server:

```
<?xml version="1.0" encoding="UTF-8"?>
```

## Operational Measurement Requests for Wireless Mode

```
<XmlInterfaceRequest>
  <QueryOmStats>
    <StartTime>2001-12-31T12:00:00</StartTime>
    <EndTime>2001-12-31T12:15:00</EndTime>
    <PcmmAmLatencyStats>
      <PolicyServer>PolicyServer</PolicyServer>
    </PcmmAmLatencyStats>
  </QueryOmStats>
</XmlInterfaceRequest>
```

### Response

The response to this request follows the **Statistics > PcmmAmLatencyStats** tag defined in the XSDs.

The following is an example of a response for a single policy server:

```
<?xml version="1.0" encoding="UTF-8"?>
<Statistics>
  <PcmmAmLatencyStats>
    <Sample>
      <StartTime>2001-12-31T12:00:00</StartTime>
      <EndTime>2001-12-31T12:15:00</EndTime>
      <PolicyServer>PolicyServer</PolicyServer>
      <IsComplete>>true</IsComplete>
      <CurrentConnectionsCount>0</CurrentConnectionsCount>
      <MaxTransactionInProcessingTime>0</MaxTransactionInProcessingTime>
      <AverageTransactionInProcessingTime>0</AverageTransactionInProcessingTime>

      <MaxTransactionOutProcessingTime>0</MaxTransactionOutProcessingTime>
      <AverageTransactionOutProcessingTime>0</AverageTransactionOutProcessingTime>

      <TransactionTime_In_0_20_Count>0</TransactionTime_In_0_20_Count>
      <TransactionTime_In_20_40_Count>0</TransactionTime_In_20_40_Count>
      <TransactionTime_In_40_60_Count>0</TransactionTime_In_40_60_Count>
      <TransactionTime_In_60_80_Count>0</TransactionTime_In_60_80_Count>
      <TransactionTime_In_80_100_Count>0</TransactionTime_In_80_100_Count>
      <TransactionTime_In_100_120_Count>0</TransactionTime_In_100_120_Count>
      <TransactionTime_In_120_140_Count>0</TransactionTime_In_120_140_Count>
      <TransactionTime_In_140_160_Count>0</TransactionTime_In_140_160_Count>
      <TransactionTime_In_160_180_Count>0</TransactionTime_In_160_180_Count>
      <TransactionTime_In_180_200_Count>0</TransactionTime_In_180_200_Count>
      <TransactionTime_In_gt_200_Count>0</TransactionTime_In_gt_200_Count>
      <TransactionTime_Out_0_20_Count>0</TransactionTime_Out_0_20_Count>
      <TransactionTime_Out_20_40_Count>0</TransactionTime_Out_20_40_Count>
      <TransactionTime_Out_40_60_Count>0</TransactionTime_Out_40_60_Count>
      <TransactionTime_Out_60_80_Count>0</TransactionTime_Out_60_80_Count>
      <TransactionTime_Out_80_100_Count>0</TransactionTime_Out_80_100_Count>
      <TransactionTime_Out_100_120_Count>0</TransactionTime_Out_100_120_Count>

      <TransactionTime_Out_120_140_Count>0</TransactionTime_Out_120_140_Count>

      <TransactionTime_Out_140_160_Count>0</TransactionTime_Out_140_160_Count>

      <TransactionTime_Out_160_180_Count>0</TransactionTime_Out_160_180_Count>

      <TransactionTime_Out_180_200_Count>0</TransactionTime_Out_180_200_Count>

      <TransactionTime_Out_gt_200_Count>0</TransactionTime_Out_gt_200_Count>
    </Sample>
  </PcmmAmLatencyStats>
</Statistics>
```

## Request

This request follows the **QueryOmStats** > **PcmmAmPeerLatencyStats** tag defined in the XSDs.

The following is an example of a request for a single policy server:

```
<?xml version="1.0" encoding="UTF-8"?>
<XmlInterfaceRequest>
  <QueryOmStats>
    <StartTime>2001-12-31T12:00:00</StartTime>
    <EndTime>2001-12-31T12:15:00</EndTime>
    <PcmmAmPeerLatencyStats>
      <Name>ApplicationName</Name>
    </PcmmAmPeerLatencyStats>
  </QueryOmStats>
</XmlInterfaceRequest>
```

## Response

The response to this request follows the **Statistics** > **PcmmAmPeerLatencyStats** tag defined in the XSDs.

The following is an example of a response for a single policy server:

```
<Statistics>
  <PcmmAmPeerLatencyStats>
    <Sample>
      <StartTime>2013-04-12T01:45:00Z</StartTime>
      <EndTime>2013-04-12T01:00:00Z</EndTime>
      <PolicyServer>policyserver</PolicyServer>
      <IsComplete>true</IsComplete>
      <Name>ApplicationName</Name>
      <AmId>AmId</AmId>
      <ConnectAddress>10.60.56.60</ConnectAddress>
      <MaxTransactionInProcessingTime>863</MaxTransactionInProcessingTime>
      <AverageTransactionInProcessingTime>178</AverageTransactionInProcessingTime>

      <MaxTransactionOutProcessingTime>0</MaxTransactionOutProcessingTime>
      <AverageTransactionOutProcessingTime>0</AverageTransactionOutProcessingTime>

      <TransactionTime_In_0_20_Count>0</TransactionTime_In_0_20_Count>
      <TransactionTime_In_20_40_Count>0</TransactionTime_In_20_40_Count>
      <TransactionTime_In_40_60_Count>0</TransactionTime_In_40_60_Count>
      <TransactionTime_In_60_80_Count>0</TransactionTime_In_60_80_Count>
      <TransactionTime_In_80_100_Count>0</TransactionTime_In_80_100_Count>
      <TransactionTime_In_100_120_Count>0</TransactionTime_In_100_120_Count>
      <TransactionTime_In_120_140_Count>0</TransactionTime_In_120_140_Count>
      <TransactionTime_In_140_160_Count>0</TransactionTime_In_140_160_Count>
      <TransactionTime_In_160_180_Count>0</TransactionTime_In_160_180_Count>
      <TransactionTime_In_180_200_Count>0</TransactionTime_In_180_200_Count>
      <TransactionTime_In_gt_200_Count>0</TransactionTime_In_gt_200_Count>
      <TransactionTime_Out_0_20_Count>0</TransactionTime_Out_0_20_Count>
      <TransactionTime_Out_20_40_Count>0</TransactionTime_Out_20_40_Count>
      <TransactionTime_Out_40_60_Count>0</TransactionTime_Out_40_60_Count>
      <TransactionTime_Out_60_80_Count>0</TransactionTime_Out_60_80_Count>
      <TransactionTime_Out_80_100_Count>0</TransactionTime_Out_80_100_Count>
      <TransactionTime_Out_100_120_Count>0</TransactionTime_Out_100_120_Count>

      <TransactionTime_Out_120_140_Count>0</TransactionTime_Out_120_140_Count>
```

```

    <TransactionTime_Out_140_160_Count>0</TransactionTime_Out_140_160_Count>
    <TransactionTime_Out_160_180_Count>0</TransactionTime_Out_160_180_Count>
    <TransactionTime_Out_180_200_Count>0</TransactionTime_Out_180_200_Count>
    <TransactionTime_Out_gt_200_Count>0</TransactionTime_Out_gt_200_Count>
  </Sample>
</PcmmAmPeerLatencyStats>
</Statistics>

```

### Request

This request follows the **QueryOmStats > PcmmDpsLatencyStats** tag defined in the XSDs.

The following is an example of a request for a single policy server:

```

<?xml version="1.0" encoding="UTF-8"?>
<XmlInterfaceRequest>
  <QueryOmStats>
    <StartTime>2001-12-31T12:00:00</StartTime>
    <EndTime>2001-12-31T12:15:00</EndTime>
    <PcmmDpsLatencyStats>
      <PolicyServer>PolicyServer</PolicyServer>
    </PcmmDpsLatencyStats>
  </QueryOmStats>
</XmlInterfaceRequest>

```

### Response

The response to this request follows the **Statistics > PcmmDpsLatencyStats** tag defined in the XSDs.

The following is an example of a response for a single policy server:

```

<?xml version="1.0" encoding="UTF-8"?>
<Statistics>
  <PcmmDpsLatencyStats>
    <Sample>
      <StartTime>2001-12-31T12:00:00</StartTime>
      <EndTime>2001-12-31T12:15:00</EndTime>
      <PolicyServer>PolicyServer</PolicyServer>
      <IsComplete>true</IsComplete>
      <CurrentConnectionsCount>0</CurrentConnectionsCount>
      <MaxTransactionInProcessingTime>0</MaxTransactionInProcessingTime>
      <AverageTransactionInProcessingTime>0</AverageTransactionInProcessingTime>
      <MaxTransactionOutProcessingTime>0</MaxTransactionOutProcessingTime>
      <AverageTransactionOutProcessingTime>0</AverageTransactionOutProcessingTime>
      <TransactionTime_In_0_20_Count>0</TransactionTime_In_0_20_Count>
      <TransactionTime_In_20_40_Count>0</TransactionTime_In_20_40_Count>
      <TransactionTime_In_40_60_Count>0</TransactionTime_In_40_60_Count>
      <TransactionTime_In_60_80_Count>0</TransactionTime_In_60_80_Count>
      <TransactionTime_In_80_100_Count>0</TransactionTime_In_80_100_Count>
      <TransactionTime_In_100_120_Count>0</TransactionTime_In_100_120_Count>
      <TransactionTime_In_120_140_Count>0</TransactionTime_In_120_140_Count>
      <TransactionTime_In_140_160_Count>0</TransactionTime_In_140_160_Count>
      <TransactionTime_In_160_180_Count>0</TransactionTime_In_160_180_Count>
      <TransactionTime_In_180_200_Count>0</TransactionTime_In_180_200_Count>
      <TransactionTime_In_gt_200_Count>0</TransactionTime_In_gt_200_Count>
      <TransactionTime_Out_0_20_Count>0</TransactionTime_Out_0_20_Count>
    </Sample>
  </PcmmDpsLatencyStats>
</Statistics>

```

```

<TransactionTime_Out_20_40_Count>0</TransactionTime_Out_20_40_Count>
<TransactionTime_Out_40_60_Count>0</TransactionTime_Out_40_60_Count>
<TransactionTime_Out_60_80_Count>0</TransactionTime_Out_60_80_Count>
<TransactionTime_Out_80_100_Count>0</TransactionTime_Out_80_100_Count>
<TransactionTime_Out_100_120_Count>0</TransactionTime_Out_100_120_Count>

<TransactionTime_Out_120_140_Count>0</TransactionTime_Out_120_140_Count>

<TransactionTime_Out_140_160_Count>0</TransactionTime_Out_140_160_Count>

<TransactionTime_Out_160_180_Count>0</TransactionTime_Out_160_180_Count>

<TransactionTime_Out_180_200_Count>0</TransactionTime_Out_180_200_Count>

<TransactionTime_Out_gt_200_Count>0</TransactionTime_Out_gt_200_Count>
</Sample>
</PcmmDpsPeerLatencyStats>
</Statistics>

```

### Request

This request follows the **QueryOmStats** > **PcmmDpsPeerLatencyStats** tag defined in the XSDs.

The following is an example of a request for a single policy server:

```

<?xml version="1.0" encoding="UTF-8"?>
<XmlInterfaceRequest>
  <QueryOmStats>
    <StartTime>2001-12-31T12:00:00</StartTime>
    <EndTime>2001-12-31T12:15:00</EndTime>
    <PcmmDpsPeerLatencyStats>
      <Name>DpsName</Name>
    </PcmmDpsPeerLatencyStats>
  </QueryOmStats>
</XmlInterfaceRequest>

```

### Response

The response to this request follows the **Statistics** > **PcmmDpsPeerLatencyStats** tag defined in the XSDs.

The following is an example of a response for a single policy server:

```

<Statistics>
  <PcmmDpsPeerLatencyStats>
    <Sample>
      <StartTime>2012-06-07T01:00:00Z</StartTime>
      <EndTime>2012-06-07T01:15:00Z</EndTime>
      <PolicyServer>PolicyServer</PolicyServer>
      <IsComplete>true</IsComplete>
      <Name>DpsName</Name>
      <DpsId>NeId</DpsId>
      <ConnectAddress>10.60.4.56</ConnectAddress>
      <MaxTransactionInProcessingTime>0</MaxTransactionInProcessingTime>
      <AverageTransactionInProcessingTime>0</AverageTransactionInProcessingTime>

      <MaxTransactionOutProcessingTime>0</MaxTransactionOutProcessingTime>
      <AverageTransactionOutProcessingTime>0</AverageTransactionOutProcessingTime>

      <TransactionTime_In_0_20_Count>0</TransactionTime_In_0_20_Count>

```

```

<TransactionTime_In_20_40_Count>0</TransactionTime_In_20_40_Count>
<TransactionTime_In_40_60_Count>0</TransactionTime_In_40_60_Count>
<TransactionTime_In_60_80_Count>0</TransactionTime_In_60_80_Count>
<TransactionTime_In_80_100_Count>0</TransactionTime_In_80_100_Count>
<TransactionTime_In_100_120_Count>0</TransactionTime_In_100_120_Count>
<TransactionTime_In_120_140_Count>0</TransactionTime_In_120_140_Count>
<TransactionTime_In_140_160_Count>0</TransactionTime_In_140_160_Count>
<TransactionTime_In_160_180_Count>0</TransactionTime_In_160_180_Count>
<TransactionTime_In_180_200_Count>0</TransactionTime_In_180_200_Count>
<TransactionTime_In_gt_200_Count>0</TransactionTime_In_gt_200_Count>
<TransactionTime_Out_0_20_Count>0</TransactionTime_Out_0_20_Count>
<TransactionTime_Out_20_40_Count>0</TransactionTime_Out_20_40_Count>
<TransactionTime_Out_40_60_Count>0</TransactionTime_Out_40_60_Count>
<TransactionTime_Out_60_80_Count>0</TransactionTime_Out_60_80_Count>
<TransactionTime_Out_80_100_Count>0</TransactionTime_Out_80_100_Count>
<TransactionTime_Out_100_120_Count>0</TransactionTime_Out_100_120_Count>

<TransactionTime_Out_120_140_Count>0</TransactionTime_Out_120_140_Count>

<TransactionTime_Out_140_160_Count>0</TransactionTime_Out_140_160_Count>

<TransactionTime_Out_160_180_Count>0</TransactionTime_Out_160_180_Count>

<TransactionTime_Out_180_200_Count>0</TransactionTime_Out_180_200_Count>

<TransactionTime_Out_gt_200_Count>0</TransactionTime_Out_gt_200_Count>
</Sample>
</PcmmDpsPeerLatencyStats>
</Statistics>

```

## Connected Network Elements Statistics

The following examples show the request and response that are defined in the XSDs for the ConnectedNetworkElementStats tag.

### Request

This request follows the **QueryOmStats > ConnectedNetworkElementStats** tag defined in the XSDs.

The following is an example of a request for all policy servers in the system:

```

<?xml version="1.0" encoding="UTF-8" ?>
<QueryOmStats>
  <StartTime>2007-10-26T14:30:00Z</StartTime>
  <EndTime>2007-10-26T14:40:00Z</EndTime>
  <ConnectedNetworkElementStats></ConnectedNetworkElementStats>
</QueryOmStats>

```

### Response

The response to this request follows the **Statistics > ConnectedNetworkElementStats** tag defined in the XSDs.

**ConnectedNetworkElementCount:** The absolute number of network elements maintaining a consistent connection to each MPE. For example, B-RAS and MX elements.



The following is an example XML response to a ConnectedNetworkElementStats tag request:

```
<xml version="1.0" encoding="UTF-8"?>
<Statistics>
  <ConnectedNetworkElementStats>
    <Sample>
      <StartTime>2007-10-26T14:30:22Z</StartTime>
      <EndTime>2007-10-26T14:35:11Z</EndTime>
      <PolicyServer>Atlanta105</PolicyServer>
      <ConnectedNetworkElementCount>52</ConnectedNetworkElementCount>
    </Sample>
  </ConnectedNetworkElementStats>
</Statistics>
```

## Diameter Operational Measurements Requests for Wireless Mode

This section shows the requests and responses for:

- [Diameter Sh Statistics](#)
- [Diameter Sh Peer Statistics](#)
- [page 132](#)
- [Diameter Sy Statistics](#)
- [Diameter Sy Reconciliation Statistics](#)
- [Diameter Event Trigger Statistics](#)
- [Diameter Application Function Statistics](#)
- [Diameter Application Function Peer Statistics](#)
- [Diameter Charging Function Statistics](#)
- [Diameter Charging Function Peer Statistics](#)
- [Diameter Policy Charging Enforcement Function Statistics](#)
- [Diameter Policy Charging Enforcement Function Peer Statistics](#)
- [Diameter MRA Distributed Routing and Management Application \(DRMA\) Statistics](#)
- [Diameter MRA Diameter Routing Agent \(DRA\) Statistics](#)
- [Diameter MRA Application Function \(AF\) Statistics](#)
- [Diameter MRA Application Function \(AF\) Peer Statistics](#)
- [Diameter MRA Bearer Binding and Event Reporting Function \(Bberf\) Statistics](#)
- [Diameter MRA Traffic Detection Function \(TDF\) Statistics](#)
- [Diameter MRA Traffic Detection Function \(TDF\) Peer Statistics](#)
- [Diameter MRA Traffic Detection Function \(TDF\) over SCTP Statistics](#)

### Diameter Sh Statistics

The following examples show the request and response that are defined in the XSDs for the DiameterShStats tag.

Request

This request follows the **QueryOmStats > DiameterShStats** tag defined in the XSDs.

The following is an example of a request for all policy servers within the system:

```
<?xml version="1.0" encoding="UTF-8" ?>
<QueryOmStats>
  <StartTime>2001-12-31T12:00:00</StartTime>
  <EndTime>2001-12-31T13:00:00</EndTime>
  <DiameterShStats>
    <PolicyServer>mpe85</PolicyServer>
  </DiameterShStats>
</QueryOmStats>
```

### Response

The response to this request follows the **Statistics > DiameterShStats** tag defined in the XSDs.

The following is an example XML response to a DiameterShStats tag request:

```
<?xml version="1.0" encoding="UTF-8" ?>
<Statistics>
  <DiameterShStats>
    <Sample>
      <StartTime>2001-12-31T12:00:00Z</StartTime>
      <EndTime>2001-12-31T12:15:00Z</EndTime>
      <PolicyServer>mpe85</PolicyServer>
      <IsComplete>>true</IsComplete>
      <CurrentConnectionsCount>0</CurrentConnectionsCount>
      <MessagesInCount>0</MessagesInCount>
      <MessagesOutCount>0</MessagesOutCount>
      <UDRMessagesReceivedCount>0</UDRMessagesReceivedCount>
      <UDRMessagesSentCount>0</UDRMessagesSentCount>
      <UDASuccessMessagesReceivedCount>0</UDASuccessMessagesReceivedCount>
      <UDASuccessMessagesSentCount>0</UDASuccessMessagesSentCount>
      <UDAFailureMessagesReceivedCount>0</UDAFailureMessagesReceivedCount>
      <UDAFailureMessagesSentCount>0</UDAFailureMessagesSentCount>
      <PNRMessagesReceivedCount>0</PNRMessagesReceivedCount>
      <PNRMessagesSentCount>0</PNRMessagesSentCount>
      <PNASuccessMessagesReceivedCount>0</PNASuccessMessagesReceivedCount>
      <PNASuccessMessagesSentCount>0</PNASuccessMessagesSentCount>
      <PNAFailureMessagesReceivedCount>0</PNAFailureMessagesReceivedCount>
      <PNAFailureMessagesSentCount>0</PNAFailureMessagesSentCount>
      <PURMessagesReceivedCount>0</PURMessagesReceivedCount>
      <PURMessagesSentCount>0</PURMessagesSentCount>
      <PUASuccessMessagesReceivedCount>0</PUASuccessMessagesReceivedCount>
      <PUASuccessMessagesSentCount>0</PUASuccessMessagesSentCount>
      <PUAFailureMessagesReceivedCount>0</PUAFailureMessagesReceivedCount>
      <PUAFailureMessagesSentCount>0</PUAFailureMessagesSentCount>
      <SNRMessagesReceivedCount>0</SNRMessagesReceivedCount>
      <SNRMessagesSentCount>0</SNRMessagesSentCount>
      <SNASuccessMessagesReceivedCount>0</SNASuccessMessagesReceivedCount>
      <SNASuccessMessagesSentCount>0</SNASuccessMessagesSentCount>
      <SNAFailureMessagesReceivedCount>0</SNAFailureMessagesReceivedCount>
      <SNAFailureMessagesSentCount>0</SNAFailureMessagesSentCount>
      <ActiveSessionsCount>0</ActiveSessionsCount>
      <MaximumActiveSessionsCount>0</MaximumActiveSessionsCount>
      <PeerOkayCount>0</PeerOkayCount>
      <PeerDownCount>0</PeerDownCount>
      <PeerSuspectCount>0</PeerSuspectCount>
      <PeerReopenCount>0</PeerReopenCount>
    </Sample>
  </DiameterShStats>
</Statistics>
```

## Diameter Sh Peer Statistics

The following examples show the request and response that are defined in the XSDs for the DiameterShPeerStats tag.

### Request

This request follows the **QueryOmStats** > **DiameterShPeerStats** tag defined in the XSDs.

The following is an example of a request for all policy servers within the system:

```
<?xml version="1.0" encoding="UTF-8" ?>
<QueryOmStats>
  <StartTime>2013-04-25T12:00:00</StartTime>
  <EndTime>2013-04-25T13:00:00</EndTime>
  <DiameterShPeerStats>
    <Name>server1</Name>
  </DiameterShPeerStats>
</QueryOmStats>
```

### Response

The response to this request follows the **Statistics** > **DiameterShPeerStats** tag defined in the XSDs.

The following is an example XML response to a DiameterShPeerStats tag request:

```
<?xml version="1.0" encoding="UTF-8" ?>
<Statistics>
  <DiameterShPeerStats>
    <Sample>
      <StartTime>2013-04-30T15:00:00Z</StartTime>
      <EndTime>2013-04-30T15:15:00Z</EndTime>
      <PolicyServer>Cfg4-S2-MPE-1</PolicyServer>
      <IsComplete>true</IsComplete>
      <Name>server1</Name>
      <NeId></NeId>
      <NetworkElementType></NetworkElementType>
      <NetworkElementSubType></NetworkElementSubType>
      <ConnectTime>Fri Apr 26 15:46:17 EDT 2013</ConnectTime>
      <DisconnectTime>N/A</DisconnectTime>
      <ConnectAddress>10.240.54.133</ConnectAddress>
      <ConnectPort>3868</ConnectPort>
      <ConnectType>TCP</ConnectType>
      <MessagesInCount>75439</MessagesInCount>
      <MessagesOutCount>75440</MessagesOutCount>
      <MessagesErrorInCount>75439</MessagesErrorInCount>
      <MessagesErrorOutCount>0</MessagesErrorOutCount>
      <UDRMessagesReceivedCount>0</UDRMessagesReceivedCount>
      <UDRMessagesSentCount>75440</UDRMessagesSentCount>
      <UDRMessagesTimeoutCount>0</UDRMessagesTimeoutCount>
      <UDASuccessMessagesReceivedCount>0</UDASuccessMessagesReceivedCount>
      <UDASuccessMessagesSentCount>0</UDASuccessMessagesSentCount>
      <UDAFailureMessagesReceivedCount>75439</UDAFailureMessagesReceivedCount>
      <UDAFailureMessagesSentCount>0</UDAFailureMessagesSentCount>
      <PNRMessagesReceivedCount>0</PNRMessagesReceivedCount>
      <PNRMessagesSentCount>0</PNRMessagesSentCount>
      <PNASuccessMessagesReceivedCount>0</PNASuccessMessagesReceivedCount>
      <PNASuccessMessagesSentCount>0</PNASuccessMessagesSentCount>
```

```

<PNAFailureMessagesReceivedCount>0</PNAFailureMessagesReceivedCount>
<PNAFailureMessagesSentCount>0</PNAFailureMessagesSentCount>
<PURMessagesReceivedCount>0</PURMessagesReceivedCount>
<PURMessagesSentCount>0</PURMessagesSentCount>
<PURMessagesTimeoutCount>0</PURMessagesTimeoutCount>
<PUASuccessMessagesReceivedCount>0</PUASuccessMessagesReceivedCount>
<PUASuccessMessagesSentCount>0</PUASuccessMessagesSentCount>
<PUAFailureMessagesReceivedCount>0</PUAFailureMessagesReceivedCount>
<PUAFailureMessagesSentCount>0</PUAFailureMessagesSentCount>
<SNRMessagesReceivedCount>0</SNRMessagesReceivedCount>
<SNRMessagesSentCount>0</SNRMessagesSentCount>
<SNRMessagesTimeoutCount>0</SNRMessagesTimeoutCount>
<SNASuccessMessagesReceivedCount>0</SNASuccessMessagesReceivedCount>
<SNASuccessMessagesSentCount>0</SNASuccessMessagesSentCount>
<SNAFailureMessagesReceivedCount>0</SNAFailureMessagesReceivedCount>
<SNAFailureMessagesSentCount>0</SNAFailureMessagesSentCount>
<ActiveSessionsCount>0</ActiveSessionsCount>
<MaximumActiveSessionsCount>2</MaximumActiveSessionsCount>
</Sample>
</DiameterShPeerStats>
</Statistics>

```

The following examples show the request and response that are defined in the XSDs for the DiameterS9Stats tag.

#### Request

This request follows the **QueryOmStats** > **DiameterS9Stats** tag defined in the XSDs.

The following is an example of a request for all policy servers within the system:

```

<?xml version="1.0" encoding="UTF-8" ?>
<QueryOmStats>
  <StartTime>2015-07-01T14:30:00Z</StartTime>
  <EndTime>2015-07-03T14:30:00Z</EndTime>
  <DiameterS9Stats/>
</QueryOmStats>

```

#### Response

The response to this request follows the **Statistics** > **DiameterSyStats** tag defined in the XSDs.

## Diameter Sy Statistics

The following examples show the request and response that are defined in the XSDs for the DiameterSyStats tag.

#### Request

This request follows the **QueryOmStats** > **DiameterSyStats** tag defined in the XSDs.

The following is an example of a request for all policy servers within the system:

```

<?xml version="1.0" encoding="UTF-8" ?>
<QueryOmStats>

```

```
<StartTime>2013-03-11T00:00:00</StartTime>
<EndTime>2013-03-14T01:00:00</EndTime>
  <DiameterSyStats/>
</QueryOmStats>
```

## Response

The response to this request follows the **Statistics > DiameterSyStats** tag defined in the XSDs.

The following is an example XML response to a DiameterSyStats tag request:

```
<?xml version="1.0" encoding="UTF-8" ?>
<Statistics>
  <DiameterSyStats>
    <Sample>
      <StartTime>2013-06-01T04:00:00Z</StartTime>
      <EndTime>2013-06-01T04:15:00Z</EndTime>
      <PolicyServer>MPE 35</PolicyServer>
      <IsComplete>true</IsComplete>
      <CurrentConnectionsCount>0</CurrentConnectionsCount>
      <MessagesInCount>0</MessagesInCount>
      <MessagesOutCount>0</MessagesOutCount>
      <SLRMessagesReceivedCount>0</SLRMessagesReceivedCount>
      <SLRMessagesSentCount>0</SLRMessagesSentCount>
      <SLRMessagesTimeoutCount>0</SLRMessagesTimeoutCount>
      <SLASuccessMessagesReceivedCount>0</SLASuccessMessagesReceivedCount>
      <SLASuccessMessagesSentCount>0</SLASuccessMessagesSentCount>
      <SLAFailureMessagesReceivedCount>0</SLAFailureMessagesReceivedCount>
      <SLAFailureMessagesSentCount>0</SLAFailureMessagesSentCount>
      <SNRMessagesReceivedCount>0</SNRMessagesReceivedCount>
      <SNRMessagesSentCount>0</SNRMessagesSentCount>
      <SNRMessagesTimeoutCount>0</SNRMessagesTimeoutCount>
      <SNASuccessMessagesReceivedCount>0</SNASuccessMessagesReceivedCount>
      <SNASuccessMessagesSentCount>0</SNASuccessMessagesSentCount>
      <SNAFailureMessagesReceivedCount>0</SNAFailureMessagesReceivedCount>
      <SNAFailureMessagesSentCount>0</SNAFailureMessagesSentCount>
      <STRMessagesReceivedCount>0</STRMessagesReceivedCount>
      <STRMessagesSentCount>0</STRMessagesSentCount>
      <STRMessagesTimeoutCount>0</STRMessagesTimeoutCount>
      <STASuccessMessagesReceivedCount>0</STASuccessMessagesReceivedCount>
      <STASuccessMessagesSentCount>0</STASuccessMessagesSentCount>
      <STAFailureMessagesReceivedCount>0</STAFailureMessagesReceivedCount>
      <STAFailureMessagesSentCount>0</STAFailureMessagesSentCount>
      <ActiveSessionsCount>0</ActiveSessionsCount>
      <MaximumActiveSessionsCount>0</MaximumActiveSessionsCount>
      <PeerOkayCount>0</PeerOkayCount>
      <PeerDownCount>0</PeerDownCount>
      <PeerSuspectCount>0</PeerSuspectCount>
      <PeerReopenCount>0</PeerReopenCount>
    </Sample>
  </DiameterSyStats>
</Statistics>
```

Individual statistics are defined for the Sy protocol are:

- PolicyServer: The name of the MPE.
- IsComplete: Shows if the statistics are complete.
- CurrentConnectionCount: Number of servers currently connected.
- MessagesInCount: The number of total messages received..
- MessagesOutcount: The number of total messages sent.

## Operational Measurement Requests for Wireless Mode

- SLRMessagesReceivedCount: The number of Spending-Limit-Request (SLR) messages received.
- SLRMessagesSentCount: The number of Spending-Limit-Request (SLR) messages sent.
- SLRMessagesTimeoutCount: The number of Spending-Limit-Request (SLR) messages sent where a message was not received in a predefined amount of time.
- SLASuccessMessagesReceivedCount: The number of Spending-Limit-Answer (SLA) messages received with success status.
- SLASuccessMessagesSentCount: The number of Spending-Limit-Answer (SLA) messages sent with success status.
- SLAFailureMessagesReceivedCount: The number of Spending-Limit-Answer (SLA) messages received with failure status.
- SLAFailureMessagesSentCount: The number of Spending-Limit-Answer (SLA) messages sent with failure status.
- SNRMessagesReceivedCount: The number of Spending-Status-Notification-Request (SNR) messages received.
- SNRMessagesReceivedCount: The number of Spending-Status-Notification-Request (SNR) messages sent.
- SNRMessagesTimeoutCount: The number of Spending-Status-Notification-Request (SNR) messages sent where a message was not received in a predefined amount of time.
- SNASuccessMessagesReceivedCount: The number of Spending-Status-Notification-Answer (SNA) messages received.
- SNASuccessMessagesSentCount: The number of Spending-Status-Notification-Answer (SNA) messages sent with success status.
- SNAFailureMessagesReceivedCount: The number of Spending-Status-Notification-Answer (SNA) messages received with failure status.
- SNAFailureMessagesSentCount: The number of Spending-Status-Notification-Answer (SNA) messages sent with failure status.
- STRMessagesReceivedCount: The number of Session-Termination-Request (STR) messages received.
- STRMessagesSentCount: The number of Session-Termination-Request (STR) messages sent.
- STRMessagesTimeoutCount: The number of Session-Termination-Request (STR) messages sent where a message was not received in a predefined amount of time.
- STASuccessMessagesReceivedCount: The number of Session-Termination-Answer (STA) messages received with success status.
- STASuccessMessagesSentCount: The number of Session-Termination-Answer (STA) messages sent with success status.
- STAFailureMessagesReceivedCount: The number of Session-Termination-Answer (STA) messages received with failure status.
- STAFailureMessagesSentCount: The number of Session-Termination-Answer (STA) messages sent with failure status.
- ActiveSessionsCount: The number of AF active sessions.
- MaximumActiveSessionsCount: The number of historical maximum active sessions.
- PeerOkayCount: The count of peers whose state is okay.
- PeerDownCount: The count of peers whose state is down.
- PeerSuspectCount: The count of peers whose state is suspect.
- PeerReopenCount: The count of peers whose state is reopened.

## Diameter Sy Reconciliation Statistics

The following examples show the request and response that are defined in the XSDs for the SyReconciliationStats tag.

### Request

This request follows the **QueryOmStats** > **SyReconciliationStats** tag defined in the XSDs.

The following is an example of a request for all policy servers within the system:

```
<?xml version="1.0" encoding="UTF-8" ?>
<QueryOmStats>
  <ValidateResponseXML-'true' />
  <StartTime>2015-04-01T05:00:00</StartTime>
  <EndTime>2015-04-01T05:00:15</EndTime>
  <SyReconciliationStats>
    <PolicyServer>mpe</PolicyServer>
  </SyReconciliationStats>
</QueryOmStats>
```

### Response

The response to this request follows the **Statistics** > **SyReconciliationStats** tag defined in the XSDs.

The following is an example XML response to a SyReconciliationStats tag request:

```
<?xml version="1.0" encoding="UTF-8" ?>
<Statistics>
  <SyReconciliationStats>
    <Sample>
      <StartTime>2015-04-15T07:15:01Z</StartTime>
      <EndTime>2015-04-15T07:30:00Z</EndTime>
      <PolicyServer>mpe</PolicyServer>
      <IsComplete>true</IsComplete>
      <TotalRuns>0</TotalAudited>
      <TotalReconciled>0</TotalReconciled>
      <PercentageReconciled>0</PercentageReconciled>>
    </Sample>
  </SyReconciliationStats>
</Statistics>
```

## Diameter Event Trigger Statistics

The following examples show the request and response that are defined in the XSDs for the DiameterEventTriggerStats tag.

### Request

This request follows the **QueryOmStats** > **DiameterEventTriggerStats** tag defined in the XSDs.

The following is an example of a request for a single policy server:

```
<?xml version="1.0" encoding="UTF-8" ?>
<QueryOmStats>
```

```
<StartTime>2001-12-31T12:00:00</StartTime>
<EndTime>2001-12-31T12:15:00</EndTime>
<DiameterEventTriggerStats>
  <PolicyServer>PolicyServer</PolicyServer>
</DiameterEventTriggerStats>
</QueryOmStats>
```

The response to this request follows the **Statistics > DiameterEventTriggerStats** tag defined in the XSDs.

The following is an example of a response for a single policy server:

```
<?xml version="1.0" encoding="UTF-8"?>
<Statistics>
  <DiameterEventTriggerStats>
    <Sample>
      <StartTime>2001-12-31T12:00:00</StartTime>
      <EndTime>2001-12-31T12:15:00</EndTime>
      <PolicyServer>PolicyServer</PolicyServer>
      <IsComplete>true</IsComplete>
      <SGSN_CHANGE>1</SGSN_CHANGE>
      <QOS_CHANGE>1</QOS_CHANGE>
      <RAT_CHANGE>1</RAT_CHANGE>
      <TFT_CHANGE>1</TFT_CHANGE>
      <PLMN_CHANGE>1</PLMN_CHANGE>
      <LOSS_OF_BEARER>1</LOSS_OF_BEARER>
      <RECOVERY_OF_BEARER>1</RECOVERY_OF_BEARER>
      <IP_CAN_CHANGE>1</IP_CAN_CHANGE>
      <GW_PCEF_MALFUNCTION>1</GW_PCEF_MALFUNCTION>
      <RESOURCES_LIMITATION>1</RESOURCES_LIMITATION>
      <MAX_NR_BEARERS_REACHED>1</MAX_NR_BEARERS_REACHED>
      <QOS_CHANGE_EXCEEDING_AUTHORIZATION>1</QOS_CHANGE_EXCEEDING_AUTHORIZATION>

      <RAI_CHANGE>1</RAI_CHANGE>
      <USER_LOCATION_CHANGE>1</USER_LOCATION_CHANGE>
      <OUT_OF_CREDIT>1</OUT_OF_CREDIT>
      <REALLOCATION_OF_CREDIT>1</REALLOCATION_OF_CREDIT>
      <REVALIDATION_TIMEOUT>1</REVALIDATION_TIMEOUT>
      <UE_IP_ADDRESS_ALLOCATE>1</UE_IP_ADDRESS_ALLOCATE>
      <UE_IP_ADDRESS_RELEASE>1</UE_IP_ADDRESS_RELEASE>
      <DEFAULT_EPS_BEARER_QOS_CHANGE>1</DEFAULT_EPS_BEARER_QOS_CHANGE>
      <AN_GW_CHANGE>1</AN_GW_CHANGE>
      <SUCCESSFUL_RESOURCE_ALLOCATION>1</SUCCESSFUL_RESOURCE_ALLOCATION>
      <UE_TIME_ZONE_CHANGE>1</UE_TIME_ZONE_CHANGE>
      <USAGE_REPORT>1</USAGE_REPORT>
      <USAGE_THRESHOLD_REACHED>1</USAGE_THRESHOLD_REACHED>
      <SERVICE_FLOW_DETECTION>1</SERVICE_FLOW_DETECTION>
    </Sample>
    <IsComplete>true</IsComplete>
  </DiameterEventTriggerStats>
</Statistics>
```

#### Request

This request follows the **QueryOmStats > DiameterConnectionEventTriggerStats** tag defined in the XSDs.



The following is an example of a request for a single policy server:

```
<?xml version="1.0" encoding="UTF-8"?>
<QueryOmStats>
  <StartTime>2001-12-31T12:00:00</StartTime>
  <EndTime>2001-12-31T12:15:00</EndTime>
  <DiameterConnectionEventTriggerStats>
    <Name>NetworkElementName</Name>
    <NeId>NeId</NeId>
    <PolicyServer>PolicyServer</PolicyServer>
  </DiameterConnectionEventTriggerStats>
</QueryOmStats>
```

### Response

The response to this request follows the **Statistics > DiameterConnectionEventTriggerStats** tag defined in the XSDs.

The following is an example of a response for a single policy server:

```
<?xml version="1.0" encoding="UTF-8"?>
<Statistics>
  <DiameterConnectionEventTriggerStats>
    <Sample>
      <StartTime>2001-12-31T12:00:00</StartTime>
      <EndTime>2001-12-31T12:15:00</EndTime>
      <PolicyServer>PolicyServer</PolicyServer>
      <IsComplete>true</IsComplete>
      <Name>NetworkElementName</Name>
      <NeId>NeId</NeId>
      <SGSN_CHANGE>1</SGSN_CHANGE>
      <QOS_CHANGE>1</QOS_CHANGE>
      <RAT_CHANGE>1</RAT_CHANGE>
      <TFT_CHANGE>1</TFT_CHANGE>
      <PLMN_CHANGE>1</PLMN_CHANGE>
      <LOSS_OF_BEARER>1</LOSS_OF_BEARER>
      <RECOVERY_OF_BEARER>1</RECOVERY_OF_BEARER>
      <IP_CAN_CHANGE>1</IP_CAN_CHANGE>
      <GW_PCEF_MALFUNCTION>1</GW_PCEF_MALFUNCTION>
      <RESOURCES_LIMITATION>1</RESOURCES_LIMITATION>
      <MAX_NR_BEARERS_REACHED>1</MAX_NR_BEARERS_REACHED>
      <QOS_CHANGE_EXCEEDING_AUTHORIZATION>1</QOS_CHANGE_EXCEEDING_AUTHORIZATION>

      <RAI_CHANGE>1</RAI_CHANGE>
      <USER_LOCATION_CHANGE>1</USER_LOCATION_CHANGE>
      <OUT_OF_CREDIT>1</OUT_OF_CREDIT>
      <REALLOCATION_OF_CREDIT>1</REALLOCATION_OF_CREDIT>
      <REVALIDATION_TIMEOUT>1</REVALIDATION_TIMEOUT>
      <UE_IP_ADDRESS_ALLOCATE>1</UE_IP_ADDRESS_ALLOCATE>
      <UE_IP_ADDRESS_RELEASE>1</UE_IP_ADDRESS_RELEASE>
      <DEFAULT_EPS_BEARER_QOS_CHANGE>1</DEFAULT_EPS_BEARER_QOS_CHANGE>
      <AN_GW_CHANGE>1</AN_GW_CHANGE>
      <SUCCESSFUL_RESOURCE_ALLOCATION>1</SUCCESSFUL_RESOURCE_ALLOCATION>
      <UE_TIME_ZONE_CHANGE>1</UE_TIME_ZONE_CHANGE>
      <USAGE_REPORT>1</USAGE_REPORT>
      <USAGE_THRESHOLD_REACHED>1</USAGE_THRESHOLD_REACHED>
      <SERVICE_FLOW_DETECTION>1</SERVICE_FLOW_DETECTION>
    </Sample>
  </DiameterConnectionEventTriggerStats>
</Statistics>
```

**Note:** Only non-zero event trigger counts are included in the response.

Individual statistics are defined as follows for the PCEF and BBERF protocols:

- SGSN\_CHANGE (0)
- QOS\_CHANGE (1)
- RAT\_CHANGE (2)
- TFT\_CHANGE (3)
- PLMN\_CHANGE (4)
- LOSS\_OF\_BEARER (5)
- RECOVERY\_OF\_BEARER (6)
- IP\_CAN\_CHANGE (7)
- GW\_PCEF\_MALFUNCTION (8)
- RESOURCES\_LIMITATION (9)
- MAX\_NR\_BEARERS\_REACHED (10)
- QOS\_CHANGE\_EXCEEDING\_AUTHORIZATION (11)
- RAI\_CHANGE (12)
- USER\_LOCATION\_CHANGE (13)
- OUT\_OF\_CREDIT (14)
- REALLOCATION\_OF\_CREDIT (15)
- REVALIDATION\_TIMEOUT (16)
- UE\_IP\_ADDRESS\_ALLOCATE (17)
- UE\_IP\_ADDRESS\_RELEASE (18)
- DEFAULT\_EPS\_BEARER\_QOS\_CHANGE (20)
- AN\_GW\_CHANGE (21)

### Diameter Application Function Statistics

The following examples show the request and response that are defined in the XSDs for the DiameterAfStats tag.

#### Request

This request follows the **QueryOmStats** > **DiameterAfStats** tag defined in the XSDs.

The following is an example of a request for all policy servers within the system:

```
<?xml version="1.0" encoding="UTF-8" ?>
<QueryOmStats>
  <StartTime>2015-07-01T14:30:00Z</StartTime>
  <EndTime>2015-07-03T14:30:00Z</EndTime>
  <DiameterAfStats>
    <PolicyServer></PolicyServer>
  </DiameterAfStats>
</QueryOmStats>
```

#### Response

The response to this request follows the **Statistics** > **DiameterAfStats** tag defined in the XSDs.

The following is an example XML response to a DiameterAfStats tag request:

```

<Statistics>
  <DiameterAfStats>
    <Sample>
      <StartTime>2015-07-03T10:15:00Z</StartTime>
      <EndTime>2015-07-03T10:30:00Z</EndTime>
      <PolicyServer>vmpe</PolicyServer>
      <IsComplete>true</IsComplete>
      <PendingConnectionsCount>0</PendingConnectionsCount>
      <CurrentConnectionsCount>1</CurrentConnectionsCount>
      <MessagesInCount>0</MessagesInCount>
      <MessagesOutCount>0</MessagesOutCount>
      <ASRMessagesReceivedCount>0</ASRMessagesReceivedCount>
      <ASRMessagesSentCount>0</ASRMessagesSentCount>
      <ASRMessagesTimeoutCount>0</ASRMessagesTimeoutCount>
      <ASASuccessMessagesReceivedCount>0</ASASuccessMessagesReceivedCount>
      <ASASuccessMessagesSentCount>0</ASASuccessMessagesSentCount>
      <ASAFailureMessagesReceivedCount>0</ASAFailureMessagesReceivedCount>
      <ASAFailureMessagesSentCount>0</ASAFailureMessagesSentCount>
      <RARMessagesReceivedCount>0</RARMessagesReceivedCount>
      <RARMessagesSentCount>0</RARMessagesSentCount>
      <RARMessagesTimeoutCount>0</RARMessagesTimeoutCount>
      <RAASuccessMessagesReceivedCount>0</RAASuccessMessagesReceivedCount>
      <RAASuccessMessagesSentCount>0</RAASuccessMessagesSentCount>
      <RAAFailureMessagesReceivedCount>0</RAAFailureMessagesReceivedCount>
      <RAAFailureMessagesSentCount>0</RAAFailureMessagesSentCount>
      <STRMessagesReceivedCount>0</STRMessagesReceivedCount>
      <STRMessagesSentCount>0</STRMessagesSentCount>
      <STRMessagesTimeoutCount>0</STRMessagesTimeoutCount>
      <STASuccessMessagesReceivedCount>0</STASuccessMessagesReceivedCount>
      <STASuccessMessagesSentCount>0</STASuccessMessagesSentCount>
      <STAFailureMessagesReceivedCount>0</STAFailureMessagesReceivedCount>
      <STAFailureMessagesSentCount>0</STAFailureMessagesSentCount>
      <AARMessagesReceivedCount>0</AARMessagesReceivedCount>
      <AARMessagesSentCount>0</AARMessagesSentCount>
      <AARMessagesTimeoutCount>0</AARMessagesTimeoutCount>
      <AARInitialMessagesReceivedCount>0</AARInitialMessagesReceivedCount>
      <AARInitialMessagesSentCount>0</AARInitialMessagesSentCount>
      <AARModificationMessagesReceivedCount>0</AARModificationMessagesReceivedCount>
      <AARModificationMessagesSentCount>0</AARModificationMessagesSentCount>
      <AAASuccessMessagesReceivedCount>0</AAASuccessMessagesReceivedCount>
      <AAASuccessMessagesSentCount>0</AAASuccessMessagesSentCount>
      <AAAFailureMessagesReceivedCount>0</AAAFailureMessagesReceivedCount>
      <AAAFailureMessagesSentCount>0</AAAFailureMessagesSentCount>
      <S9RxAARInitialRecvCount>0</S9RxAARInitialRecvCount>
      <S9RxAARInitialSendCount>0</S9RxAARInitialSendCount>
      <S9RxAARRecvCount>0</S9RxAARRecvCount>
      <S9RxAARSendCount>0</S9RxAARSendCount>
      <S9RxAARModificationRecvCount>0</S9RxAARModificationRecvCount>
      <S9RxAARModificationSendCount>0</S9RxAARModificationSendCount>
      <S9RxAARTimeoutCount>0</S9RxAARTimeoutCount>
      <S9RxAAARRecvSuccessCount>0</S9RxAAARRecvSuccessCount>
      <S9RxAAASendSuccessCount>0</S9RxAAASendSuccessCount>
      <S9RxAAARRecvFailureCount>0</S9RxAAARRecvFailureCount>
      <S9RxAAASendFailureCount>0</S9RxAAASendFailureCount>
      <S9RxASRHORcvCount>0</S9RxASRHORcvCount>
      <S9RxASRHOSendCount>0</S9RxASRHOSendCount>
      <S9RxASROtherRecvCount>0</S9RxASROtherRecvCount>
      <S9RxASROtherSendCount>0</S9RxASROtherSendCount>
      <S9RxASRRecvCount>0</S9RxASRRecvCount>
      <S9RxASRSendCount>0</S9RxASRSendCount>
    
```

```

<S9RxCleanupASRSendCount>0</S9RxCleanupASRSendCount>
<S9RxASRHOTimeoutCount>0</S9RxASRHOTimeoutCount>
<S9RxASROtherTimeoutCount>0</S9RxASROtherTimeoutCount>
<S9RxASRTIMEoutCount>0</S9RxASRTIMEoutCount>
<S9RxASARecvSuccessCount>0</S9RxASARecvSuccessCount>
<S9RxASASendSuccessCount>0</S9RxASASendSuccessCount>
<S9RxASARecvFailureCount>0</S9RxASARecvFailureCount>
<S9RxASASendFailureCount>0</S9RxASASendFailureCount>
<S9RxCleanupASARecvCount>0</S9RxCleanupASARecvCount>
<S9RxRARHOREcvCount>0</S9RxRARHOREcvCount>
<S9RxRARHOSendCount>0</S9RxRARHOSendCount>
<S9RxRAROtherRecvCount>0</S9RxRAROtherRecvCount>
<S9RxRAROtherSendCount>0</S9RxRAROtherSendCount>
<S9RxRARRecvCount>0</S9RxRARRecvCount>
<S9RxRARSendCount>0</S9RxRARSendCount>
<S9RxRARHOTIMEoutCount>0</S9RxRARHOTIMEoutCount>
<S9RxRAROtherTimeoutCount>0</S9RxRAROtherTimeoutCount>
<S9RxRARTIMEoutCount>0</S9RxRARTIMEoutCount>
<S9RxRAAREcvSuccessCount>0</S9RxRAAREcvSuccessCount>
<S9RxRAASendSuccessCount>0</S9RxRAASendSuccessCount>
<S9RxRAAREcvFailureCount>0</S9RxRAAREcvFailureCount>
<S9RxRAASendFailureCount>0</S9RxRAASendFailureCount>
<S9RxRAAREcvCount>0</S9RxRAAREcvCount>
<S9RxRAASendCount>0</S9RxRAASendCount>
<S9RxSTRRecvCount>0</S9RxSTRRecvCount>
<S9RxSTRSendCount>0</S9RxSTRSendCount>
<S9RxSTRTIMEoutCount>0</S9RxSTRTIMEoutCount>
<S9RxSTARecvSuccessCount>0</S9RxSTARecvSuccessCount>
<S9RxSTASendSuccessCount>0</S9RxSTASendSuccessCount>
<S9RxSTARecvFailureCount>0</S9RxSTARecvFailureCount>
<S9RxSTASendFailureCount>0</S9RxSTASendFailureCount>
<RxPcmmMessagesTimeoutCount>0</RxPcmmMessagesTimeoutCount>
<ActiveSessionsCount>0</ActiveSessionsCount>
<MaximumActiveSessionsCount>1</MaximumActiveSessionsCount>
<PeerOkayCount>1</PeerOkayCount>
<PeerDownCount>0</PeerDownCount>
<PeerSuspectCount>0</PeerSuspectCount>
<PeerReopenCount>0</PeerReopenCount>
<CurrSponsoredSessionCount>0</CurrSponsoredSessionCount>
<MaxSponsoredSessionCount>0</MaxSponsoredSessionCount>
<CurrSponsorCount>0</CurrSponsorCount>
<MaxSponsorCount>0</MaxSponsorCount>
<CurrServiceProviderCount>0</CurrServiceProviderCount>
<MaxServiceProviderCount>0</MaxServiceProviderCount>
<CurrEmergencySessionCount>0</CurrEmergencySessionCount>
<MaxActiveEmergencySessionCount>0</MaxActiveEmergencySessionCount>
<ASRHoSendCount>0</ASRHoSendCount>
<ASRHoReceivedCount>0</ASRHoReceivedCount>
<ASRHoTimeoutCount>0</ASRHoTimeoutCount>
<RARHoSendCount>0</RARHoSendCount>
<RARHoReceivedCount>0</RARHoReceivedCount>
<RARHoTimeoutCount>0</RARHoTimeoutCount>
</Sample>
</DiameterAfStats>
</Statistics>

```

### Emergency APN-MPE Support

The following examples show the request and response that are defined in the XSDs for the DiameterAfStats tag utilizing support for Emergency APNs.

#### Request

This request follows the **QueryOmStats > DiameterAfStats** tag defined in the XSDs.

The following is an example of a request for all policy servers within the system utilizing support for emergency APNs:

```
<?xml version="1.0" encoding="UTF-8" ?>
<QueryOmStats>
  <StartTime>2015-05-04T01:30:00Z</StartTime>
  <EndTime>2015-05-04T01:45:00Z</EndTime>
  <DiameterAfStats>
    <PolicyServer>EmergencyAPN-MPE</PolicyServer>
  </DiameterAfStats>
</QueryOmStats>
```

### Response

The response to this request follows the **Statistics > DiameterAfStats** tag defined in the XSDs utilizing support for emergency APNs.

The following is an example XML response to a DiameterAfStats tag request for EmergencyAPN-MPE:

```
<Statistics>
  <DiameterAfStats>
    <Sample>
      <StartTime>2015-05-04T01:30:00Z</StartTime>
      <EndTime>2015-05-04T01:45:00Z</EndTime>
      <PolicyServer>EmergencyAPN-MPE</PolicyServer>
      <IsComplete>true</IsComplete>
      <PendingConnectionsCount>0</PendingConnectionsCount>
      <CurrentConnectionsCount>1</CurrentConnectionsCount>
      <MessagesInCount>0</MessagesInCount>
      <MessagesOutCount>0</MessagesOutCount>
      <ASRMessagesReceivedCount>0</ASRMessagesReceivedCount>
      <ASRMessagesSentCount>0</ASRMessagesSentCount>
      <ASRMessagesTimeoutCount>0</ASRMessagesTimeoutCount>
      <ASASuccessMessagesReceivedCount>0</ASASuccessMessagesReceivedCount>
      <ASASuccessMessagesSentCount>0</ASASuccessMessagesSentCount>
      <ASAFailureMessagesReceivedCount>0</ASAFailureMessagesReceivedCount>
      <ASAFailureMessagesSentCount>0</ASAFailureMessagesSentCount>
      <RARMessagesReceivedCount>0</RARMessagesReceivedCount>
      <RARMessagesSentCount>0</RARMessagesSentCount>
      <RARMessagesTimeoutCount>0</RARMessagesTimeoutCount>
      <RAASuccessMessagesReceivedCount>0</RAASuccessMessagesReceivedCount>
      <RAASuccessMessagesSentCount>0</RAASuccessMessagesSentCount>
      <RAAFailureMessagesReceivedCount>0</RAAFailureMessagesReceivedCount>
      <RAAFailureMessagesSentCount>0</RAAFailureMessagesSentCount>
      <STRMessagesReceivedCount>0</STRMessagesReceivedCount>
      <STRMessagesSentCount>0</STRMessagesSentCount>
      <STRMessagesTimeoutCount>0</STRMessagesTimeoutCount>
      <STASuccessMessagesReceivedCount>0</STASuccessMessagesReceivedCount>
      <STASuccessMessagesSentCount>0</STASuccessMessagesSentCount>
      <STAFailureMessagesReceivedCount>0</STAFailureMessagesReceivedCount>
      <STAFailureMessagesSentCount>0</STAFailureMessagesSentCount>
      <AARMessagesReceivedCount>0</AARMessagesReceivedCount>
      <AARMessagesSentCount>0</AARMessagesSentCount>
      <AARMessagesTimeoutCount>0</AARMessagesTimeoutCount>
      <AARInitialMessagesReceivedCount>0</AARInitialMessagesReceivedCount>
      <AARInitialMessagesSentCount>0</AARInitialMessagesSentCount>

      <AARModificationMessagesReceivedCount>0</AARModificationMessagesReceivedCount>
      <AARModificationMessagesSentCount>0</AARModificationMessagesSentCount>
      <AAASuccessMessagesReceivedCount>0</AAASuccessMessagesReceivedCount>
```

```

<AAASuccessMessagesSentCount>0</AAASuccessMessagesSentCount>
<AAAFailureMessagesReceivedCount>0</AAAFailureMessagesReceivedCount>
<AAAFailureMessagesSentCount>0</AAAFailureMessagesSentCount>
<RxPcmmMessagesTimeoutCount>0</RxPcmmMessagesTimeoutCount>
<ActiveSessionsCount>0</ActiveSessionsCount>
<MaximumActiveSessionsCount>0</MaximumActiveSessionsCount>
<PeerOkayCount>1</PeerOkayCount>
<PeerDownCount>0</PeerDownCount>
<PeerSuspectCount>0</PeerSuspectCount>
<PeerReopenCount>0</PeerReopenCount>
<CurrSponsoredSessionCount>0</CurrSponsoredSessionCount>
<MaxSponsoredSessionCount>0</MaxSponsoredSessionCount>
<CurrSponsorCount>0</CurrSponsorCount>
<MaxSponsorCount>0</MaxSponsorCount>
<CurrServiceProviderCount>0</CurrServiceProviderCount>
<MaxServiceProviderCount>0</MaxServiceProviderCount>
<CurrEmergencySessionCount>0</CurrEmergencySessionCount>
<MaxActiveEmergencySessionCount>0</MaxActiveEmergencySessionCount>
<ASRHoSendCount>0</ASRHoSendCount>
<ASRHoReceivedCount>0</ASRHoReceivedCount>
<ASRHoTimeoutCount>0</ASRHoTimeoutCount>
<RARHoSendCount>0</RARHoSendCount>
<RARHoReceivedCount>0</RARHoReceivedCount>
<RARHoTimeoutCount>0</RARHoTimeoutCount>
</Sample>
</DiameterAfStats>
</Statistics>

```

## Diameter Application Function Peer Statistics

The following examples show the request and response that are defined in the XSDs for the DiameterAfPeerStats tag.

### Request

This request follows the **QueryOmStats > DiameterAfPeerStats** tag defined in the XSDs.

The following is an example of a request for a single peer using the Name parameter:

```

<?xml version="1.0" encoding="UTF-8" ?>
<QueryOmStats>
  <StartTime>2006-10-26T14:30:00Z</StartTime>
  <EndTime>2006-10-26T14:35:00Z</EndTime>
  <DiameterAfPeerStats>
    <Name>Server1</Name>
  </DiameterAfPeerStats>
</QueryOmStats>

```

The following is an example of a request for all peer elements in the system. This request returns stats for each peer element:

```

<?xml version="1.0" encoding="UTF-8" ?>
<QueryOmStats>
  <StartTime>2007-01-29T17:30:00Z</StartTime>
  <EndTime>2006-01-29T18:10:00Z</EndTime>
  <DiameterAfPeerStats></DiameterAfPeerStats>
</QueryOmStats>

```

Response

The response to this request follows the **Statistics > DiameterAfPeerStats** tag defined in the XSDs.

Both the Name and NeId are returned, along with the statistics and actual recorded times for those statistics. Samples are ordered by policy server, network element, and then by time.

The following is an example XML response to a multiple network element tag request:

```

<Statistics>
  <DiameterAfPeerStats>
    <Sample>
      <StartTime>2011-08-19T11:15:02Z</StartTime>
      <EndTime>2011-08-19T11:30:00Z</EndTime>
      <PolicyServer>10.60.24.47</PolicyServer>
      <IsComplete>>true</IsComplete>
      <Name>identity2</Name>
      <NeId></NeId>
      <NetworkElementType></NetworkElementType>
      <NetworkElementSubType></NetworkElementSubType>
      <ConnectTime></ConnectTime>
      <DisconnectTime></DisconnectTime>
      <ConnectAddress></ConnectAddress>
      <ConnectPort></ConnectPort>
      <MessagesInCount>0</MessagesInCount>
      <MessagesOutCount>0</MessagesOutCount>
      <ASRMessagesReceivedCount>0</ASRMessagesReceivedCount>
      <ASRMessagesSentCount>0</ASRMessagesSentCount>
      <ASASuccessMessagesReceivedCount>0</ASASuccessMessagesReceivedCount>
      <ASASuccessMessagesSentCount>0</ASASuccessMessagesSentCount>
      <ASAFailureMessagesReceivedCount>0</ASAFailureMessagesReceivedCount>
      <ASAFailureMessagesSentCount>0</ASAFailureMessagesSentCount>
      <RARMessagesReceivedCount>0</RARMessagesReceivedCount>
      <RARMessagesSentCount>0</RARMessagesSentCount>
      <RAASuccessMessagesReceivedCount>0</RAASuccessMessagesReceivedCount>
      <RAASuccessMessagesSentCount>0</RAASuccessMessagesSentCount>
      <RAAFailureMessagesReceivedCount>0</RAAFailureMessagesReceivedCount>
      <RAAFailureMessagesSentCount>0</RAAFailureMessagesSentCount>
      <STRMessagesReceivedCount>0</STRMessagesReceivedCount>
      <STRMessagesSentCount>0</STRMessagesSentCount>
      <STASuccessMessagesReceivedCount>0</STASuccessMessagesReceivedCount>
      <STASuccessMessagesSentCount>0</STASuccessMessagesSentCount>
      <STAFailureMessagesReceivedCount>0</STAFailureMessagesReceivedCount>
      <STAFailureMessagesSentCount>0</STAFailureMessagesSentCount>
      <AARMessagesReceivedCount>0</AARMessagesReceivedCount>
      <AARMessagesSentCount>0</AARMessagesSentCount>
      <AARInitialMessagesReceivedCount>0</AARInitialMessagesReceivedCount>
      <AARInitialMessagesSentCount>0</AARInitialMessagesSentCount>
      <AARModificationMessagesReceivedCount>0</AARModificationMessagesReceivedCount>
      <AARModificationMessagesSentCount>0</AARModificationMessagesSentCount>
      <AAASuccessMessagesReceivedCount>0</AAASuccessMessagesReceivedCount>
      <AAASuccessMessagesSentCount>0</AAASuccessMessagesSentCount>
      <AAAFailureMessagesReceivedCount>0</AAAFailureMessagesReceivedCount>
    </Sample>
  </DiameterAfPeerStats>
</Statistics>

```

```

        <AAAFailureMessagesSentCount>0</AAAFailureMessagesSentCount>
        <RxPcmmMessagesTimeoutCount>0</RxPcmmMessagesTimeoutCount>
    </Sample>
</DiameterAfPeerStats>
</Statistics>

```

## Diameter Charging Function Statistics

The following examples show the request and response that are defined in the XSDs for the DiameterCTFStats tag.

### Request

This request follows the **QueryOmStats** > **DiameterCTFStats** tag defined in the XSDs.

The following is an example of a request for all policy servers in the system:

```

<?xml version="1.0" encoding="UTF-8" ?>
<QueryOmStats>
  <StartTime>2007-01-29T17:30:00Z</StartTime>
  <EndTime>2007-01-29T18:50:00Z</EndTime>
  <DiameterCTFStats></DiameterCTFStats>
</QueryOmStats>

```

### Response

The response to this request follows the **Statistics** > **DiameterCTFStats** tag defined in the XSDs.

The following is an example XML response to a multiple network element tag request:

```

<?xml version="1.0" ?>
<Statistics>
  <DiameterCTFStats>
    <Sample>
      <StartTime>2009-08-19T19:51:28Z</StartTime>
      <EndTime>2009-08-19T19:52:47Z</EndTime>
      <PolicyServer>localps</PolicyServer>
      <IsComplete>>true</IsComplete>
      <CurrentConnectionsCount>0</CurrentConnectionsCount>
      <PeerOkayCount>0</PeerOkayCount>
      <PeerDownCount>0</PeerDownCount>
      <PeerSuspectCount>0</PeerSuspectCount>
      <PeerReopenCount>0</PeerReopenCount>
      <MessagesInCount>0</MessagesInCount>
      <MessagesOutCount>0</MessagesOutCount>
      <CCRMessagesReceivedCount>0</CCRMessagesReceivedCount>
      <CCRMessagesSentCount>0</CCRMessagesSentCount>
      <CCASuccessMessagesReceivedCount>0</CCASuccessMessagesReceivedCount>
      <CCASuccessMessagesSentCount>0</CCASuccessMessagesSentCount>
      <CCAFailureMessagesReceivedCount>0</CCAFailureMessagesReceivedCount>
      <CCAFailureMessagesSentCount>0</CCAFailureMessagesSentCount>
      <RARMessagesReceivedCount>0</RARMessagesReceivedCount>
      <RARMessagesSentCount>0</RARMessagesSentCount>
      <RAASuccessMessagesReceivedCount>0</RAASuccessMessagesReceivedCount>
      <RAASuccessMessagesSentCount>0</RAASuccessMessagesSentCount>
      <RAAFailureMessagesReceivedCount>0</RAAFailureMessagesReceivedCount>
      <RAAFailureMessagesSentCount>0</RAAFailureMessagesSentCount>
    </Sample>
  </DiameterCTFStats>
</Statistics>

```



```

<ASRMessagesReceivedCount>0</ASRMessagesReceivedCount>
<ASRMessagesSentCount>0</ASRMessagesSentCount>
<ASASuccessMessagesReceivedCount>0</ASASuccessMessagesReceivedCount>
<ASASuccessMessagesSentCount>0</ASASuccessMessagesSentCount>
<ASAFailureMessagesReceivedCount>0</ASAFailureMessagesReceivedCount>
<ASAFailureMessagesSentCount>0</ASAFailureMessagesSentCount>
<ActiveSessionsCount>0</ActiveSessionsCount>
<MaximumActiveSessionsCount>0</MaximumActiveSessionsCount>
</Sample>
</DiameterCTFStats>
</Statistics>

```

## Diameter Charging Function Peer Statistics

The following examples show the request and response that are defined in the XSDs for the DiameterCTFPeerStats tag.

### Request

This request follows the **QueryOmStats > DiameterCTFPeerStats** tag defined in the XSDs.

The following is an example of a request for a single network element using the Name parameter:

```

<?xml version="1.0" encoding="UTF-8" ?>
<QueryOmStats>
  <StartTime>2006-10-26T14:30:00Z</StartTime>
  <EndTime>2006-10-26T14:35:00Z</EndTime>
  <DiameterCTFPeerStats>
    <Name>Server1</Name>
  </DiameterCTFPeerStats>
</QueryOmStats>

```

The following is an example of a request for all network elements in the system. This request returns statistics for each network element.

```

<?xml version="1.0" encoding="UTF-8" ?>
<QueryOmStats>
  <StartTime>2007-01-29T17:30:00Z</StartTime>
  <EndTime>2006-01-29T18:10:00Z</EndTime>
  <DiameterCTFPeerStats/>
</QueryOmStats>

```

### Response

The response to this request follows the **Statistics > DiameterCTFPeerStats** tag defined in the XSDs.

Both Name and NeId are returned along with the statistics and actual recorded times for those statistics. Samples are ordered by policy server, network element, and then by time.

The following is an example XML response to a multiple network element tag request:

```

<?xml version="1.0" ?>
<Statistics>
  <DiameterCTFPeerStats>
    <Sample>
      <StartTime>2009-08-19T20:08:53Z</StartTime>

```

```

<EndTime>2009-08-19T20:15:00Z</EndTime>
<PolicyServer>localps</PolicyServer>
<IsComplete>>true</IsComplete>
<Name>ctfl</Name>
<NeId></NeId>
<NetworkElementType></NetworkElementType>
<NetworkElementSubType></NetworkElementSubType>
<ActiveConnectionCount>0</ActiveConnectionCount>
<MessagesInCount>0</MessagesInCount>
<MessagesOutCount>0</MessagesOutCount>
<MessagesErrorInCount>0</MessagesErrorInCount>
<MessagesErrorOutCount>0</MessagesErrorOutCount>
<CCRMessagesReceivedCount>0</CCRMessagesReceivedCount>
<CCRMessagesSentCount>0</CCRMessagesSentCount>
<CCASuccessMessagesReceivedCount>0</CCASuccessMessagesReceivedCount>
<CCASuccessMessagesSentCount>0</CCASuccessMessagesSentCount>
<CCAFailureMessagesReceivedCount>0</CCAFailureMessagesReceivedCount>
<CCAFailureMessagesSentCount>0</CCAFailureMessagesSentCount>
<RARMessagesReceivedCount>0</RARMessagesReceivedCount>
<RARMessagesSentCount>0</RARMessagesSentCount>
<RAASuccessMessagesReceivedCount>0</RAASuccessMessagesReceivedCount>
<RAASuccessMessagesSentCount>0</RAASuccessMessagesSentCount>
<RAAFailureMessagesReceivedCount>0</RAAFailureMessagesReceivedCount>
<RAAFailureMessagesSentCount>0</RAAFailureMessagesSentCount>
<ASRMessagesReceivedCount>0</ASRMessagesReceivedCount>
<ASRMessagesSentCount>0</ASRMessagesSentCount>
<ASASuccessMessagesReceivedCount>0</ASASuccessMessagesReceivedCount>
<ASASuccessMessagesSentCount>0</ASASuccessMessagesSentCount>
<ASAFailureMessagesReceivedCount>0</ASAFailureMessagesReceivedCount>
<ASAFailureMessagesSentCount>0</ASAFailureMessagesSentCount>
<ActiveSessionsCount>0</ActiveSessionsCount>
<MaximumActiveSessionsCount>0</MaximumActiveSessionsCount>
</Sample>
</DiameterCTFPeerStats>
</Statistics>

```

## Diameter Policy Charging Enforcement Function Statistics

The following examples show the request and response that are defined in the XSDs for the DiameterPcefStats tag.

### Request

This request follows the **QueryOmStats > DiameterPcefStats** tag defined in the XSDs.

The following is an example of a request for all policy servers in the system.

```

<?xml version="1.0" encoding="UTF-8"?>
<QueryOmStats>
  <StartTime>2013-05-17T16:30:00Z</StartTime>
  <EndTime>2013-05-17T17:10:00Z</EndTime>
  <DiameterPcefStats></DiameterPcefStats>
</QueryOmStats>

```

### Response

The response to this request follows the **Statistics > DiameterPcefStats** tag defined in the XSDs.

The following is an example XML response to a DiameterPcefStats tag request:

```
<?xml version="1.0" ?>
<Statistics>
  <DiameterPcefStats>
    <Sample>
      <StartTime>2013-05-17T16:45:00Z</StartTime>
      <EndTime>2013-05-17T17:00:00Z</EndTime>
      <PolicyServer>MPE Site 3</PolicyServer>
      <IsComplete>true</IsComplete>
      <CurrentConnectionsCount>2</CurrentConnectionsCount>
      <MessagesInCount>1013973</MessagesInCount>
      <MessagesOutCount>1013973</MessagesOutCount>
      <RARMessagesReceivedCount>0</RARMessagesReceivedCount>
      <RARMessagesSentCount>0</RARMessagesSentCount>
      <RARMessagesTimeoutCount>0</RARMessagesTimeoutCount>
      <RAASuccessMessagesReceivedCount>0</RAASuccessMessagesReceivedCount>
      <RAASuccessMessagesSentCount>0</RAASuccessMessagesSentCount>
      <RAAFailureMessagesReceivedCount>0</RAAFailureMessagesReceivedCount>
      <RAAFailureMessagesSentCount>0</RAAFailureMessagesSentCount>
      <CCRMessagesReceivedCount>1013973</CCRMessagesReceivedCount>
      <CCRMessagesSentCount>0</CCRMessagesSentCount>
      <CCRMessagesTimeoutCount>0</CCRMessagesTimeoutCount>
      <CCASuccessMessagesReceivedCount>0</CCASuccessMessagesReceivedCount>
      <CCASuccessMessagesSentCount>1013973</CCASuccessMessagesSentCount>
      <CCAFailureMessagesReceivedCount>0</CCAFailureMessagesReceivedCount>
      <CCAFailureMessagesSentCount>0</CCAFailureMessagesSentCount>
      <CCRIMessagesReceivedCount>634980</CCRIMessagesReceivedCount>
      <CCRIMessagesSentCount>0</CCRIMessagesSentCount>
      <CCRIMessagesTimeoutCount>0</CCRIMessagesTimeoutCount>
      <CCRUMessagesReceivedCount>0</CCRUMessagesReceivedCount>
      <CCRUMessagesSentCount>0</CCRUMessagesSentCount>
      <CCRUMessagesTimeoutCount>0</CCRUMessagesTimeoutCount>
      <CCRTMessagesReceivedCount>378993</CCRTMessagesReceivedCount>
      <CCRTMessagesSentCount>0</CCRTMessagesSentCount>
      <CCRTMessagesTimeoutCount>0</CCRTMessagesTimeoutCount>
      <CCAISuccessMessagesReceivedCount>0</CCAISuccessMessagesReceivedCount>
      <CCAISuccessMessagesSentCount>634980</CCAISuccessMessagesSentCount>
      <CCAIFailureMessagesReceivedCount>0</CCAIFailureMessagesReceivedCount>
      <CCAIFailureMessagesSentCount>0</CCAIFailureMessagesSentCount>
      <CCAUSuccessMessagesReceivedCount>0</CCAUSuccessMessagesReceivedCount>
      <CCAUSuccessMessagesSentCount>0</CCAUSuccessMessagesSentCount>
      <CCAUFailureMessagesReceivedCount>0</CCAUFailureMessagesReceivedCount>
      <CCAUFailureMessagesSentCount>0</CCAUFailureMessagesSentCount>
      <CCATSuccessMessagesReceivedCount>0</CCATSuccessMessagesReceivedCount>
      <CCATSuccessMessagesSentCount>378993</CCATSuccessMessagesSentCount>
      <CCATFailureMessagesReceivedCount>0</CCATFailureMessagesReceivedCount>
      <CCATFailureMessagesSentCount>0</CCATFailureMessagesSentCount>
      <ActiveSessionsCount>255987</ActiveSessionsCount>
      <MaximumActiveSessionsCount>257999</MaximumActiveSessionsCount>
      <PeerOkayCount>2</PeerOkayCount>
      <PeerDownCount>0</PeerDownCount>
      <PeerSuspectCount>0</PeerSuspectCount>
      <PeerReopenCount>0</PeerReopenCount>
    </Sample>
  </DiameterPcefStats>
</Statistics>
```

EmergencyAPN-MPE Support

Request

This request follows the **QueryOmStats > DiameterPcefStats** tag defined in the XSDs utilizing support for Emergency APNs.

The following is an example of a request for all policy servers in the system.

```
<?xml version="1.0" encoding="UTF-8"?>
<QueryOmStats>
  <StartTime>2015-05-04T01:30:00Z</StartTime>
  <EndTime>2015-05-04T02:30:00Z</EndTime>
  <DiameterPcefStats>
    <PolicyServer>EmergencyAPN-MPE</PolicyServer>
  </DiameterPcefStats>
</QueryOmStats>
```

### Response

The response to this request follows the **Statistics > DiameterPcefStats** tag defined in the XSDs utilizing support for Emergency APNs.

The following is an example XML response to a DiameterPcefStats tag request:

```
<?xml version="1.0" ?>
<Statistics>
  <DiameterPcefStats>
    <Sample>
      <StartTime>2015-05-04T01:30:00Z</StartTime>
      <EndTime>2015-05-04T01:45:00Z</EndTime>
      <PolicyServer>EmergencyAPN-MPE</PolicyServer>
      <IsComplete>true</IsComplete>
      <CurrentConnectionsCount>1</CurrentConnectionsCount>
      <MessagesInCount>0</MessagesInCount>
      <MessagesOutCount>0</MessagesOutCount>
      <RARMessagesReceivedCount>0</RARMessagesReceivedCount>
      <RARMessagesSentCount>0</RARMessagesSentCount>
      <RARMessagesTimeoutCount>0</RARMessagesTimeoutCount>
      <RAASuccessMessagesReceivedCount>0</RAASuccessMessagesReceivedCount>
      <RAASuccessMessagesSentCount>0</RAASuccessMessagesSentCount>
      <RAAFailureMessagesReceivedCount>0</RAAFailureMessagesReceivedCount>
      <RAAFailureMessagesSentCount>0</RAAFailureMessagesSentCount>
      <CCRMessagesReceivedCount>0</CCRMessagesReceivedCount>
      <CCRMessagesSentCount>0</CCRMessagesSentCount>
      <CCRMessagesTimeoutCount>0</CCRMessagesTimeoutCount>
      <CCASuccessMessagesReceivedCount>0</CCASuccessMessagesReceivedCount>
      <CCASuccessMessagesSentCount>0</CCASuccessMessagesSentCount>
      <CCAFailureMessagesReceivedCount>0</CCAFailureMessagesReceivedCount>
      <CCAFailureMessagesSentCount>0</CCAFailureMessagesSentCount>
      <CCRIMessagesReceivedCount>0</CCRIMessagesReceivedCount>
      <CCRIMessagesSentCount>0</CCRIMessagesSentCount>
      <CCRIMessagesTimeoutCount>0</CCRIMessagesTimeoutCount>
      <CCRUMessagesReceivedCount>0</CCRUMessagesReceivedCount>
      <CCRUMessagesSentCount>0</CCRUMessagesSentCount>
      <CCRUMessagesTimeoutCount>0</CCRUMessagesTimeoutCount>
      <CCRTMessagesReceivedCount>0</CCRTMessagesReceivedCount>
      <CCRTMessagesSentCount>0</CCRTMessagesSentCount>
      <CCRTMessagesTimeoutCount>0</CCRTMessagesTimeoutCount>
      <CCAISuccessMessagesReceivedCount>0</CCAISuccessMessagesReceivedCount>
      <CCAISuccessMessagesSentCount>0</CCAISuccessMessagesSentCount>
      <CCAIFailureMessagesReceivedCount>0</CCAIFailureMessagesReceivedCount>
      <CCAIFailureMessagesSentCount>0</CCAIFailureMessagesSentCount>
      <CCAUSuccessMessagesReceivedCount>0</CCAUSuccessMessagesReceivedCount>
      <CCAUSuccessMessagesSentCount>0</CCAUSuccessMessagesSentCount>
```

```

<CCAUFailureMessagesReceivedCount>0</CCAUFailureMessagesReceivedCount>
<CCAUFailureMessagesSentCount>0</CCAUFailureMessagesSentCount>
<CCATSuccessMessagesReceivedCount>0</CCATSuccessMessagesReceivedCount>
<CCATSuccessMessagesSentCount>0</CCATSuccessMessagesSentCount>
<CCATFailureMessagesReceivedCount>0</CCATFailureMessagesReceivedCount>
<CCATFailureMessagesSentCount>0</CCATFailureMessagesSentCount>
<ActiveSessionsCount>0</ActiveSessionsCount>
<MaximumActiveSessionsCount>0</MaximumActiveSessionsCount>
<CurrEmergencySessionCount>0</CurrEmergencySessionCount>
<MaxActiveEmergencySessionCount>0</MaxActiveEmergencySessionCount>
<PeerOkayCount>1</PeerOkayCount>
<PeerDownCount>0</PeerDownCount>
<PeerSuspectCount>0</PeerSuspectCount>
<PeerReopenCount>0</PeerReopenCount>
</Sample>
</DiameterPcefStats>
</Statistics>

```

## Diameter Policy Charging Enforcement Function Peer Statistics

The following examples show the request and response that are defined in the XSDs for the DiameterPcefPeerStats tag.

### Request

This request follows the **QueryOmStats** > **DiameterPcefPeerStats** tag defined in the XSDs.

The following is an example of a request for a single network element, using the Name parameter.

```

<?xml version="1.0" encoding="UTF-8" ?>
<QueryOmStats>
  <StartTime>2013-04-25T14:30:00Z</StartTime>
  <EndTime>2013-04-25T14:35:00Z</EndTime>
  <DiameterPcefPeerStats>
    <Name>Server1</Name>
  </DiameterPcefPeerStats>
</QueryOmStats>

```

The following is an example of a request for all network elements in the system. This example returns statistics for each network element.

```

<?xml version="1.0" encoding="UTF-8" ?>
<QueryOmStats>
  <StartTime>2013-04-25T17:30:00Z</StartTime>
  <EndTime>2013-04-25T18:10:00Z</EndTime>
  <DiameterPcefPeerStats></DiameterPcefPeerStats>
</QueryOmStats>

```

### Response

The response to this request follows the **Statistics** > **DiameterPcefPeerStats** tag defined in the XSDs.

Both Name and NeId are returned along with the statistics and actual recorded times for those statistics. Samples are ordered by policy server, network element, and then by time.

The following is an example XML response to a DiameterPcefPeerStats tag request:

```
<?xml version="1.0" ?>
<Statistics>
  <DiameterPcefPeerStats>
    <Sample>
      <StartTime>2013-04-25T16:45:00Z</StartTime>
      <EndTime>2013-04-25T17:00:00Z</EndTime>
      <PolicyServer>MPE</PolicyServer>
      <IsComplete>true</IsComplete>
      <Name>mra.name.com</Name>
      <NeId></NeId>
      <NetworkElementType></NetworkElementType>
      <NetworkElementSubType></NetworkElementSubType>
      <ConnectTime>Fri Jan 25 22:58:27 EST 2013</ConnectTime>
      <DisconnectTime>Thu Jan 24 09:30:21 EST 2013</DisconnectTime>
      <ConnectAddress>10.15.23.193</ConnectAddress>
      <ConnectPort>57669</ConnectPort>
      <ConnectType>TCP</ConnectType>
      <MessagesInCount>0</MessagesInCount>
      <MessagesOutCount>0</MessagesOutCount>
      <MessagesErrorInCount>0</MessagesErrorInCount>
      <MessagesErrorOutCount>0</MessagesErrorOutCount>
      <RARMessagesReceivedCount>0</RARMessagesReceivedCount>
      <RARMessagesSentCount>0</RARMessagesSentCount>
      <RARMessagesTimeoutCount>0</RARMessagesTimeoutCount>
      <RAASuccessMessagesReceivedCount>0</RAASuccessMessagesReceivedCount>
      <RAASuccessMessagesSentCount>0</RAASuccessMessagesSentCount>
      <RAAFailureMessagesReceivedCount>0</RAAFailureMessagesReceivedCount>
      <RAAFailureMessagesSentCount>0</RAAFailureMessagesSentCount>
      <CCRMessagesReceivedCount>0</CCRMessagesReceivedCount>
      <CCRMessagesSentCount>0</CCRMessagesSentCount>
      <CCRMessagesTimeoutCount>0</CCRMessagesTimeoutCount>
      <CCASuccessMessagesReceivedCount>0</CCASuccessMessagesReceivedCount>
      <CCASuccessMessagesSentCount>0</CCASuccessMessagesSentCount>
      <CCAFailureMessagesReceivedCount>0</CCAFailureMessagesReceivedCount>
      <CCAFailureMessagesSentCount>0</CCAFailureMessagesSentCount>
      <CCRIMessagesReceivedCount>0</CCRIMessagesReceivedCount>
      <CCRIMessagesSentCount>0</CCRIMessagesSentCount>
      <CCRIMessagesTimeoutCount>0</CCRIMessagesTimeoutCount>
      <CCRUMessagesReceivedCount>0</CCRUMessagesReceivedCount>
      <CCRUMessagesSentCount>0</CCRUMessagesSentCount>
      <CCRUMessagesTimeoutCount>0</CCRUMessagesTimeoutCount>
      <CCRTMessagesReceivedCount>0</CCRTMessagesReceivedCount>
      <CCRTMessagesSentCount>0</CCRTMessagesSentCount>
      <CCRTMessagesTimeoutCount>0</CCRTMessagesTimeoutCount>
      <CCAISuccessMessagesReceivedCount>0</CCAISuccessMessagesReceivedCount>
      <CCAISuccessMessagesSentCount>0</CCAISuccessMessagesSentCount>
      <CCAIFailureMessagesReceivedCount>0</CCAIFailureMessagesReceivedCount>
      <CCAIFailureMessagesSentCount>0</CCAIFailureMessagesSentCount>
      <CCAUSuccessMessagesReceivedCount>0</CCAUSuccessMessagesReceivedCount>
      <CCAUSuccessMessagesSentCount>0</CCAUSuccessMessagesSentCount>
      <CCAUFailureMessagesReceivedCount>0</CCAUFailureMessagesReceivedCount>
      <CCAUFailureMessagesSentCount>0</CCAUFailureMessagesSentCount>
      <CCATSuccessMessagesReceivedCount>0</CCATSuccessMessagesReceivedCount>
      <CCATSuccessMessagesSentCount>0</CCATSuccessMessagesSentCount>
      <CCATFailureMessagesReceivedCount>0</CCATFailureMessagesReceivedCount>
      <CCATFailureMessagesSentCount>0</CCATFailureMessagesSentCount>
      <ActiveSessionsCount>0</ActiveSessionsCount>
      <MaximumActiveSessionsCount>0</MaximumActiveSessionsCount>
    </Sample>
  </DiameterPcefPeerStats>
</Statistics>
```

## Diameter MRA Policy Charging Enforcement Function Statistics

The following examples show the request and response that are defined in the XSDs for the DiameterMraPcefStats tag.

### Request

This request follows the **QueryOmStats** > **DiameterMraPcefStats** tag defined in the XSDs.

The following is an example of this request.

```
<?xml version="1.0" encoding="UTF-8" ?>
<XmlInterfaceRequest>
  <QueryOmStats>
    <StartTime>2010-04-02T00:01:00</StartTime>
    <EndTime>2011-05-21T23:59:00</EndTime>
    <DiameterMraPcefStats>
      <MRA>mra156</MRA>
    </DiameterMraPcefStats>
  </QueryOmStats>
</XmlInterfaceRequest>
```

### Response

The response to this request follows the **Statistics** > **DiameterMraPcefStats** tag defined in the XSDs. For example:

```
<Statistics>
  <DiameterMraPcefStats>
    <Sample>
      <StartTime>2010-06-04T05:43:15Z</StartTime>
      <EndTime>2010-06-04T05:43:32Z</EndTime>
      <MRA>mra156</MRA>
      <IsComplete>true</IsComplete>
      <CurrentConnectionsCount>0</CurrentConnectionsCount>
      <MessagesInCount>0</MessagesInCount>
      <MessagesOutCount>0</MessagesOutCount>
      <ASRMessagesReceivedCount>0</ASRMessagesReceivedCount>
      <ASRMessagesSentCount>0</ASRMessagesSentCount>
      <ASASuccessMessagesReceivedCount>0</ASASuccessMessagesReceivedCount>
      <ASASuccessMessagesSentCount>0</ASASuccessMessagesSentCount>
      <ASAFailureMessagesReceivedCount>0</ASAFailureMessagesReceivedCount>
      <ASAFailureMessagesSentCount>0</ASAFailureMessagesSentCount>
      <RARMessagesReceivedCount>0</RARMessagesReceivedCount>
      <RARMessagesSentCount>0</RARMessagesSentCount>
      <RAASuccessMessagesReceivedCount>0</RAASuccessMessagesReceivedCount>
      <RAASuccessMessagesSentCount>0</RAASuccessMessagesSentCount>
      <RAAFailureMessagesReceivedCount>0</RAAFailureMessagesReceivedCount>
      <RAAFailureMessagesSentCount>0</RAAFailureMessagesSentCount>
      <CCRMessagesReceivedCount>0</CCRMessagesReceivedCount>
      <CCRMessagesSentCount>0</CCRMessagesSentCount>
      <CCASuccessMessagesReceivedCount>0</CCASuccessMessagesReceivedCount>
      <CCASuccessMessagesSentCount>0</CCASuccessMessagesSentCount>
      <CCAFailureMessagesReceivedCount>0</CCAFailureMessagesReceivedCount>
      <CCAFailureMessagesSentCount>0</CCAFailureMessagesSentCount>
      <CCRIMessagesReceivedCount>0</CCRIMessagesReceivedCount>
      <CCRIMessagesSentCount>0</CCRIMessagesSentCount>
      <CCRUMessagesReceivedCount>0</CCRUMessagesReceivedCount>
      <CCRUMessagesSentCount>0</CCRUMessagesSentCount>
```

```

    <CCRTMessagesReceivedCount>0</CCRTMessagesReceivedCount>
    <CCRTMessagesSentCount>0</CCRTMessagesSentCount>
    <PeerOkayCount>0</PeerOkayCount>
    <PeerDownCount>0</PeerDownCount>
    <PeerSuspectCount>0</PeerSuspectCount>
    <PeerReopenCount>0</PeerReopenCount>
  </Sample>
</DiameterMraPcefStats>
</Statistics>

```

## Diameter MRA Policy Charging Enforcement Function Peer Statistics

The following examples show the request and response that are defined in the XSDs for the DiameterMraPcefPeerStats tag.

### Request

This request follows the **QueryOmStats** > **DiameterMraPcefPeerStats** tag defined in the XSDs.

The following is an example of this request.

```

<?xml version="1.0" encoding="UTF-8" ?>
- <XmlInterfaceRequest>
- <QueryOmStats>
  <StartTime>2013-04-25T00:01:00</StartTime>
  <EndTime>2013-04-25T23:59:00</EndTime>
- <DiameterMraPcefPeerStats>
  <Name>mra157</Name>
</DiameterMraPcefPeerStats>
</QueryOmStats>
</XmlInterfaceRequest>

```

### Response

The response to this request follows the **Statistics** > **DiameterMraPcefPeerStats** tag defined in the XSDs. For example:

```

- <Statistics>
- <DiameterMraPcefPeerStats>
- <Sample>
  <StartTime>2013-04-25T16:45:00Z</StartTime>
  <EndTime>2013-04-25T17:00:00Z</EndTime>
  <MRA>MRA</MRA>
  <IsComplete>true</IsComplete>
  <Name>mpe.name.com</Name>
  <NeId></NeId>
  <NetworkElementType></NetworkElementType>
  <NetworkElementSubType></NetworkElementSubType>
  <ConnectTime>Fri Jan 25 22:58:27 EST 2013</ConnectTime>
  <DisconnectTime>N/A</DisconnectTime>
  <ConnectAddress>10.15.23.95</ConnectAddress>
  <ConnectPort>3868</ConnectPort>
  <ConnectType>TCP</ConnectType>
  <MessagesInCount>0</MessagesInCount>
  <MessagesOutCount>0</MessagesOutCount>
  <MessagesErrorInCount>0</MessagesErrorInCount>
  <MessagesErrorOutCount>0</MessagesErrorOutCount>
  <RARMessagesReceivedCount>0</RARMessagesReceivedCount>

```



```

<RARMessagesSentCount>0</RARMessagesSentCount>
<RARMessagesTimeoutCount>0</RARMessagesTimeoutCount>
<RAASuccessMessagesReceivedCount>0</RAASuccessMessagesReceivedCount>
<RAASuccessMessagesSentCount>0</RAASuccessMessagesSentCount>
<RAAFailureMessagesReceivedCount>0</RAAFailureMessagesReceivedCount>
<RAAFailureMessagesSentCount>0</RAAFailureMessagesSentCount>
<CCRMessagesReceivedCount>0</CCRMessagesReceivedCount>
<CCRMessagesSentCount>0</CCRMessagesSentCount>
<CCRMessagesTimeoutCount>0</CCRMessagesTimeoutCount>
<CCASuccessMessagesReceivedCount>0</CCASuccessMessagesReceivedCount>
<CCASuccessMessagesSentCount>0</CCASuccessMessagesSentCount>
<CCAFailureMessagesReceivedCount>0</CCAFailureMessagesReceivedCount>
<CCAFailureMessagesSentCount>0</CCAFailureMessagesSentCount>
<CCRIMessagesReceivedCount>0</CCRIMessagesReceivedCount>
<CCRIMessagesSentCount>0</CCRIMessagesSentCount>
<CCRIMessagesTimeoutCount>0</CCRIMessagesTimeoutCount>
<CCRUMessagesReceivedCount>0</CCRUMessagesReceivedCount>
<CCRUMessagesSentCount>0</CCRUMessagesSentCount>
<CCRUMessagesTimeoutCount>0</CCRUMessagesTimeoutCount>
<CCRTMessagesReceivedCount>0</CCRTMessagesReceivedCount>
<CCRTMessagesSentCount>0</CCRTMessagesSentCount>
<CCRTMessagesTimeoutCount>0</CCRTMessagesTimeoutCount>
<CCAISuccessMessagesReceivedCount>0</CCAISuccessMessagesReceivedCount>
<CCAISuccessMessagesSentCount>0</CCAISuccessMessagesSentCount>
<CCAIFailureMessagesReceivedCount>0</CCAIFailureMessagesReceivedCount>
<CCAIFailureMessagesSentCount>0</CCAIFailureMessagesSentCount>
<CCAUSuccessMessagesReceivedCount>0</CCAUSuccessMessagesReceivedCount>
<CCAUSuccessMessagesSentCount>0</CCAUSuccessMessagesSentCount>
<CCAUFailureMessagesReceivedCount>0</CCAUFailureMessagesReceivedCount>
<CCAUFailureMessagesSentCount>0</CCAUFailureMessagesSentCount>
<CCATSuccessMessagesReceivedCount>0</CCATSuccessMessagesReceivedCount>
<CCATSuccessMessagesSentCount>0</CCATSuccessMessagesSentCount>
<CCATFailureMessagesReceivedCount>0</CCATFailureMessagesReceivedCount>
<CCATFailureMessagesSentCount>0</CCATFailureMessagesSentCount>
</Sample>
</DiameterMraPcefPeerStats>
</Statistics>

```

## Diameter MRA Distributed Routing and Management Application (DRMA) Statistics

The following examples show the request and response that are defined in the XSDs for the DiameterMraDrmaStats tag.

### Request

This request follows the **QueryOmStats > DiameterMraDrmaStats** tag defined in the XSDs.

The following is an example of this request.

```

<?xml version="1.0" encoding="UTF-8" ?>
- <XmlInterfaceRequest>
- <QueryOmStats>
  <StartTime>2010-04-02T00:01:00</StartTime>
  <EndTime>2011-05-21T23:59:00</EndTime>
- <DiameterMraDrmaStats>
  <MRA>mra156</MRA>
</DiameterMraDrmaStats>
</QueryOmStats>
</XmlInterfaceRequest>

```

Response

The response to this request follows the **Statistics > DiameterMraDrmaStats** tag defined in the XSDs. For example:

```
- <Statistics>
- <DiameterMraDrmaStats>
- <Sample>
  <StartTime>2010-06-04T05:43:15Z</StartTime>
  <EndTime>2010-06-04T05:43:32Z</EndTime>
  <MRA>mra156</MRA>
  <IsComplete>true</IsComplete>
  <CurrentConnectionsCount>0</CurrentConnectionsCount>
  <MessagesInCount>0</MessagesInCount>
  <MessagesOutCount>0</MessagesOutCount>
  <DBRMessagesReceivedCount>0</DBRMessagesReceivedCount>
  <DBRMessagesSentCount>0</DBRMessagesSentCount>
  <DBASuccessMessagesReceivedCount>0</DBASuccessMessagesReceivedCount>
  <DBASuccessMessagesSentCount>0</DBASuccessMessagesSentCount>
  <DBAFailureMessagesReceivedCount>0</DBAFailureMessagesReceivedCount>
  <DBAFailureMessagesSentCount>0</DBAFailureMessagesSentCount>
  <BindingFoundSentCount>0</BindingFoundSentCount>
  <BindingFoundRecvCount>0</BindingFoundRecvCount>
  <BindingNotFoundSentCount>0</BindingNotFoundSentCount>
  <BindingNotFoundRecvCount>0</BindingNotFoundRecvCount>
  <PcrfDownSentCount>0</PcrfDownSentCount>
  <PcrfDownReceivedCount>0</PcrfDownReceivedCount>
  <AllPcrfsDownSentCount>0</AllPcrfsDownSentCount>
  <AllPcrfsDownRecvCount>0</AllPcrfsDownRecvCount>
  <PeerOkayCount>0</PeerOkayCount>
  <PeerDownCount>0</PeerDownCount>
  <PeerSuspectCount>0</PeerSuspectCount>
  <PeerReopenCount>0</PeerReopenCount>
</Sample>
</DiameterMraDrmaStats>
</Statistics>
```

## Diameter MRA Diameter Routing Agent (DRA) Statistics

The following examples show the request and response that are defined in the XSDs for the DiameterMraDraStats tag.

Request

This request follows the **QueryOmStats > DiameterMraDraStats** tag defined in the XSDs.

The following is an example of this request.

```
<?xml version="1.0" encoding="UTF-8" ?>
<XmlInterfaceRequest>
  <QueryOmStats>
    <StartTime>2010-04-02T00:01:00</StartTime>
    <EndTime>2011-05-21T23:59:00</EndTime>
    <DiameterMraDraStats>
      <MRA>mra156</MRA>
      <MRA>mra106</MRA>
    </DiameterMraDraStats>
  </QueryOmStats>
</XmlInterfaceRequest>
```

## Response

The response to this request follows the **Statistics > DiameterMraDraStats** tag defined in the XSDs. For example:

```
<Statistics>
  <DiameterMraDraStats>
    <Sample>
      <StartTime>2010-06-04T05:43:15Z</StartTime>
      <EndTime>2010-06-04T05:43:32Z</EndTime>
      <MRA>mra106</MRA>
      <IsComplete>true</IsComplete>
      <ActiveBindingsCount>0</ActiveBindingsCount>
      <MaximumActiveBindingsCount>0</MaximumActiveBindingsCount>
    </Sample>
  </DiameterMraDraStats>
</Statistics>
```

## Diameter MRA Application Function (AF) Statistics

The following examples show the request and response that are defined in the XSDs for the DiameterMraAfStats tag.

### Request

This request follows the **QueryOmStats > DiameterMraAfStats** tag defined in the XSDs.

The following is an example of this request.

```
<?xml version="1.0" encoding="UTF-8" ?>
- <XmlInterfaceRequest>
- <QueryOmStats>
  <StartTime>2010-04-02T00:01:00</StartTime>
  <EndTime>2011-05-21T23:59:00</EndTime>
- <DiameterMraAfStats>
  <MRA>mra156</MRA>
</DiameterMraAfStats>
</QueryOmStats>
</XmlInterfaceRequest>
```

### Response

The response to this request follows the **Statistics > DiameterMraAfStats** tag defined in the XSDs. For example:

```
- <Statistics>
- <DiameterMraAfStats>
- <Sample>
  <StartTime>2010-06-04T05:43:15Z</StartTime>
  <EndTime>2010-06-04T05:43:32Z</EndTime>
  <MRA>mra156</MRA>
  <IsComplete>true</IsComplete>
  <PendingConnectionsCount>0</PendingConnectionsCount>
  <CurrentConnectionsCount>0</CurrentConnectionsCount>
  <MessagesInCount>0</MessagesInCount>
  <MessagesOutCount>0</MessagesOutCount>
  <ASRMessagesReceivedCount>0</ASRMessagesReceivedCount>
```

```

<ASRMessagesSentCount>0</ASRMessagesSentCount>
<ASRHoSendCount>0</ASRHoSendCount>
<ASRHoReceivedCount>0</ASRHoReceivedCount>
<ASRHoTimeoutCount>0</ASRHoTimeoutCount>
<RARHoSendCount>0</RARHoSendCount>
<RARHoReceivedCount>0</RARHoReceivedCount>
<RARHoTimeoutCount>0</RARHoTimeoutCount>
<ASASuccessMessagesReceivedCount>0</ASASuccessMessagesReceivedCount>
<ASASuccessMessagesSentCount>0</ASASuccessMessagesSentCount>
<ASAFailureMessagesReceivedCount>0</ASAFailureMessagesReceivedCount>
<ASAFailureMessagesSentCount>0</ASAFailureMessagesSentCount>
<RARMessagesReceivedCount>0</RARMessagesReceivedCount>
<RARMessagesSentCount>0</RARMessagesSentCount>
<RAASuccessMessagesReceivedCount>0</RAASuccessMessagesReceivedCount>
<RAASuccessMessagesSentCount>0</RAASuccessMessagesSentCount>
<RAAFailureMessagesReceivedCount>0</RAAFailureMessagesReceivedCount>
<RAAFailureMessagesSentCount>0</RAAFailureMessagesSentCount>
<STRMessagesReceivedCount>0</STRMessagesReceivedCount>
<STRMessagesSentCount>0</STRMessagesSentCount>
<STASuccessMessagesReceivedCount>0</STASuccessMessagesReceivedCount>
<STASuccessMessagesSentCount>0</STASuccessMessagesSentCount>
<STAFailureMessagesReceivedCount>0</STAFailureMessagesReceivedCount>
<STAFailureMessagesSentCount>0</STAFailureMessagesSentCount>
<AARMessagesReceivedCount>0</AARMessagesReceivedCount>
<AARMessagesSentCount>0</AARMessagesSentCount>
<AAASuccessMessagesReceivedCount>0</AAASuccessMessagesReceivedCount>
<AAASuccessMessagesSentCount>0</AAASuccessMessagesSentCount>
<AAAFailureMessagesReceivedCount>0</AAAFailureMessagesReceivedCount>
<AAAFailureMessagesSentCount>0</AAAFailureMessagesSentCount>
<PeerOkayCount>0</PeerOkayCount>
<PeerDownCount>0</PeerDownCount>
<PeerSuspectCount>0</PeerSuspectCount>
<PeerReopenCount>0</PeerReopenCount>
</Sample>
</DiameterMraAfStats>
</Statistics>

```

## Diameter MRA Application Function (AF) Peer Statistics

The following examples show the request and response that are defined in the XSDs for the DiameterMraAfPeerStats tag.

### Request

This request follows the **QueryOmStats > DiameterMraAfPeerStats** tag defined in the XSDs.

The following is an example of this request.

```

<?xml version="1.0" encoding="UTF-8" ?>
- <XmlInterfaceRequest>
- <QueryOmStats>
  <StartTime>2010-04-02T00:01:00</StartTime>
  <EndTime>2011-05-21T23:59:00</EndTime>
- <DiameterMraAfPeerStats>
  <Name>mra157</Name>
</DiameterMraAfPeerStats>
</QueryOmStats>
</XmlInterfaceRequest>

```

### Response

The response to this request follows the **Statistics > DiameterMraAfPeerStats** tag defined in the XSDs. For example:

```

- <Statistics>
- <DiameterMraAfPeerStats>
  - <Sample>
    <StartTime>2010-05-31T07:56:55Z</StartTime>
    <EndTime>2010-05-31T08:00:00Z</EndTime>
    <MRA>mra156</MRA>
    <IsComplete>>true</IsComplete>
    <Name>oracle</Name>
    <NeId />
    <NetworkElementType />
    <NetworkElementSubType />
    <ConnectTime>Mon May 31 15:54:23 CST 2010</ConnectTime>
    <DisconnectTime>N/A</DisconnectTime>
    <ConnectAddress>192.168.200.106</ConnectAddress>
    <ConnectPort>56164</ConnectPort>
    <MessagesInCount>0</MessagesInCount>
    <MessagesOutCount>0</MessagesOutCount>
    <MessagesErrorInCount>0</MessagesErrorInCount>
    <MessagesErrorOutCount>0</MessagesErrorOutCount>
    <ASRMessagesReceivedCount>0</ASRMessagesReceivedCount>
    <ASRMessagesSentCount>0</ASRMessagesSentCount>
    <ASASuccessMessagesReceivedCount>0</ASASuccessMessagesReceivedCount>
    <ASASuccessMessagesSentCount>0</ASASuccessMessagesSentCount>
    <ASAFailureMessagesReceivedCount>0</ASAFailureMessagesReceivedCount>
    <ASAFailureMessagesSentCount>0</ASAFailureMessagesSentCount>
    <RARMessagesReceivedCount>0</RARMessagesReceivedCount>
    <RARMessagesSentCount>0</RARMessagesSentCount>
    <RAASuccessMessagesReceivedCount>0</RAASuccessMessagesReceivedCount>
    <RAASuccessMessagesSentCount>0</RAASuccessMessagesSentCount>
    <RAAFailureMessagesReceivedCount>0</RAAFailureMessagesReceivedCount>
    <RAAFailureMessagesSentCount>0</RAAFailureMessagesSentCount>
    <STRMessagesReceivedCount>0</STRMessagesReceivedCount>
    <STRMessagesSentCount>0</STRMessagesSentCount>
    <STASuccessMessagesReceivedCount>0</STASuccessMessagesReceivedCount>
    <STASuccessMessagesSentCount>0</STASuccessMessagesSentCount>
    <STAFailureMessagesReceivedCount>0</STAFailureMessagesReceivedCount>
    <STAFailureMessagesSentCount>0</STAFailureMessagesSentCount>
    <AARMessagesReceivedCount>0</AARMessagesReceivedCount>
    <AARMessagesSentCount>0</AARMessagesSentCount>
    <AAASuccessMessagesReceivedCount>0</AAASuccessMessagesReceivedCount>
    <AAASuccessMessagesSentCount>0</AAASuccessMessagesSentCount>
    <AAAFailureMessagesReceivedCount>0</AAAFailureMessagesReceivedCount>
    <AAAFailureMessagesSentCount>0</AAAFailureMessagesSentCount>
  </Sample>
</DiameterMraAfPeerStats>
</Statistics>

```

## Diameter MRA Bearer Binding and Event Reporting Function (Bberf) Statistics

The following examples show the request and response that are defined in the XSDs for the DiameterMraBberfStats tag.

### Request

This request follows the **QueryOmStats > DiameterMraBberfStats** tag defined in the XSDs.

The following is an example of this request.

```
<?xml version="1.0" encoding="UTF-8" ?>
- <XmlInterfaceRequest>
  - <QueryOmStats>
    <StartTime>2010-04-02T00:01:00</StartTime>
    <EndTime>2011-05-21T23:59:00</EndTime>
  - <DiameterMraBberfStats>
    <MRA>mra156</MRA>
  </DiameterMraBberfStats>
</QueryOmStats>
</XmlInterfaceRequest>
```

### Response

The response to this request follows the **Statistics > DiameterMraBberfStats** tag defined in the XSDs. For example:

```
- <Statistics>
- <DiameterMraBberfStats>
  - <Sample>
    <StartTime>2010-06-04T05:43:15Z</StartTime>
    <EndTime>2010-06-04T05:43:32Z</EndTime>
    <MRA>mra156</MRA>
    <IsComplete>true</IsComplete>
    <CurrentConnectionsCount>0</CurrentConnectionsCount>
    <MessagesInCount>0</MessagesInCount>
    <MessagesOutCount>0</MessagesOutCount>
    <MessagesErrorInCount>0</MessagesErrorInCount>
    <MessagesErrorOutCount>0</MessagesErrorOutCount>
    <RARMessagesReceivedCount>0</RARMessagesReceivedCount>
    <RARMessagesSentCount>0</RARMessagesSentCount>
    <RAASuccessMessagesReceivedCount>0</RAASuccessMessagesReceivedCount>
    <RAASuccessMessagesSentCount>0</RAASuccessMessagesSentCount>
    <RAAFailureMessagesReceivedCount>0</RAAFailureMessagesReceivedCount>
    <RAAFailureMessagesSentCount>0</RAAFailureMessagesSentCount>
    <CCRMessagesReceivedCount>0</CCRMessagesReceivedCount>
    <CCRMessagesSentCount>0</CCRMessagesSentCount>
    <CCASuccessMessagesReceivedCount>0</CCASuccessMessagesReceivedCount>
    <CCASuccessMessagesSentCount>0</CCASuccessMessagesSentCount>
    <CCAFailureMessagesReceivedCount>0</CCAFailureMessagesReceivedCount>
    <CCAFailureMessagesSentCount>0</CCAFailureMessagesSentCount>
    <CCRIMessagesReceivedCount>0</CCRIMessagesReceivedCount>
    <CCRIMessagesSentCount>0</CCRIMessagesSentCount>
    <CCRUMessagesReceivedCount>0</CCRUMessagesReceivedCount>
    <CCRUMessagesSentCount>0</CCRUMessagesSentCount>
    <CCRTMessagesReceivedCount>0</CCRTMessagesReceivedCount>
    <CCRTMessagesSentCount>0</CCRTMessagesSentCount>
    <PeerOkayCount>0</PeerOkayCount>
    <PeerDownCount>0</PeerDownCount>
    <PeerSuspectCount>0</PeerSuspectCount>
    <PeerReopenCount>0</PeerReopenCount>
  </Sample>
</DiameterMraBberfStats>
</Statistics>
```

## Diameter MRA Traffic Detection Function (TDF) Statistics

The following examples show the request and response that are defined in the XSDs for the DiameterMraTdfStats tag.

### Request

This request follows the **QueryOmStats** > **DiameterMraTdfStats** tag defined in the XSDs.

The following is an example of this request.

```
<?xml version="1.0" encoding="UTF-8" ?>
-<XmlInterfaceRequest>
  -<QueryOmStats> <StartTime>2010-04-02T00:01:00</StartTime>
<EndTime>2011-05-21T23:59:00</EndTime>
  -<DiameterMraTdfStats>
    <MRA>mra156</MRA>
  </DiameterMraTdfStats>
</QueryOmStats>
</XmlInterfaceRequest>
```

### Response

The response to this request follows the **Statistics** > **DiameterMraTdfStats** tag defined in the XSDs. For example:

```
<Statistics>
  <DiameterMraTdfStats>
    <Sample>
      <StartTime>2012-05-28T09:30:00Z</StartTime>
      <EndTime>2012-05-28T09:45:00Z</EndTime>
      <MRA>kli-66-mra</MRA>
      <IsComplete>>true</IsComplete>
      <CurrentConnectionsCount>1</CurrentConnectionsCount>
      <MessagesInCount>0</MessagesInCount>
      <MessagesOutCount>0</MessagesOutCount>
      <TSRMessagesReceivedCount>0</TSRMessagesReceivedCount>
      <TSRMessagesSentCount>0</TSRMessagesSentCount>
      <TSRMessagesTimeoutCount>0</TSRMessagesTimeoutCount>
      <TSASuccessMessagesReceivedCount>0</TSASuccessMessagesReceivedCount>
      <TSASuccessMessagesSentCount>0</TSASuccessMessagesSentCount>
      <TSAFailureMessagesReceivedCount>0</TSAFailureMessagesReceivedCount>
      <TSAFailureMessagesSentCount>0</TSAFailureMessagesSentCount>
      <RARMessagesReceivedCount>0</RARMessagesReceivedCount>
      <RARMessagesSentCount>0</RARMessagesSentCount>
      <RARMessagesTimeoutCount>0</RARMessagesTimeoutCount>
      <RAASuccessMessagesReceivedCount>0</RAASuccessMessagesReceivedCount>
      <RAASuccessMessagesSentCount>0</RAASuccessMessagesSentCount>
      <RAAFailureMessagesReceivedCount>0</RAAFailureMessagesReceivedCount>
      <RAAFailureMessagesSentCount>0</RAAFailureMessagesSentCount>
      <CCRMessagesReceivedCount>0</CCRMessagesReceivedCount>
      <CCRMessagesSentCount>0</CCRMessagesSentCount>
      <CCRMessagesTimeoutCount>0</CCRMessagesTimeoutCount>
      <CCASuccessMessagesReceivedCount>0</CCASuccessMessagesReceivedCount>
      <CCASuccessMessagesSentCount>0</CCASuccessMessagesSentCount>
      <CCAFailureMessagesReceivedCount>0</CCAFailureMessagesReceivedCount>
      <CCAFailureMessagesSentCount>0</CCAFailureMessagesSentCount>
      <CCRIMessagesReceivedCount>0</CCRIMessagesReceivedCount>
      <CCRIMessagesSentCount>0</CCRIMessagesSentCount>
```

```

<CCRIMessagesTimeoutCount>0</CCRIMessagesTimeoutCount>
<CCRUMessagesReceivedCount>0</CCRUMessagesReceivedCount>
<CCRUMessagesSentCount>0</CCRUMessagesSentCount>
<CCRUMessagesTimeoutCount>0</CCRUMessagesTimeoutCount>
<CCRTMessagesReceivedCount>0</CCRTMessagesReceivedCount>
<CCRTMessagesSentCount>0</CCRTMessagesSentCount>
<CCRTMessagesTimeoutCount>0</CCRTMessagesTimeoutCount>
<CCAI SuccessMessagesReceivedCount>0</CCAI SuccessMessagesReceivedCount>
<CCAI SuccessMessagesSentCount>0</CCAI SuccessMessagesSentCount>
<CCAI FailureMessagesReceivedCount>0</CCAI FailureMessagesReceivedCount>
<CCAI FailureMessagesSentCount>0</CCAI FailureMessagesSentCount>
<CCAUSuccessMessagesReceivedCount>0</CCAUSuccessMessagesReceivedCount>
<CCAUSuccessMessagesSentCount>0</CCAUSuccessMessagesSentCount>
<CCAUFailureMessagesReceivedCount>0</CCAUFailureMessagesReceivedCount>
<CCAUFailureMessagesSentCount>0</CCAUFailureMessagesSentCount>
<CCATSuccessMessagesReceivedCount>0</CCATSuccessMessagesReceivedCount>
<CCATSuccessMessagesSentCount>0</CCATSuccessMessagesSentCount>
<CCATFailureMessagesReceivedCount>0</CCATFailureMessagesReceivedCount>
<CCATFailureMessagesSentCount>0</CCATFailureMessagesSentCount>
<PeerOkayCount>1</PeerOkayCount>
<PeerDownCount>0</PeerDownCount>
<PeerSuspectCount>0</PeerSuspectCount>
<PeerReopenCount>0</PeerReopenCount>
</Sample>
</DiameterMraTdfStats>
</Statistics>

```

## Diameter MRA Traffic Detection Function (TDF) Peer Statistics

The following examples show the request and response that are defined in the XSDs for the DiameterMraTdfPeerStats tag.

### Request

This request follows the **QueryOmStats** > **DiameterMraTdfPeerStats** tag defined in the XSDs.

The following is an example of this request.

```

<<?xml version="1.0" encoding="UTF-8" ?>
<-XmlInterfaceRequest>
  <-QueryOmStats> <StartTime>2010-04-02T00:01:00</StartTime>
  <EndTime>2011-05-21T23:59:00</EndTime>
  <-DiameterMraTdfPeerStats>
    <Name>mra157</Name>
  </DiameterMraTdfPeerStats>
</QueryOmStats>
</XmlInterfaceRequest>

```

### Response

The response to this request follows the **Statistics** > **DiameterMraTdfPeerStats** tag defined in the XSDs. For example:

```

<Statistics>
  <DiameterMraTdfStats>
    <Sample>
      <StartTime>2012-05-28T09:30:00Z</StartTime>
      <EndTime>2012-05-28T09:45:00Z</EndTime>
    </Sample>
  </DiameterMraTdfStats>
</Statistics>

```



```

<MRA>kli-66-mra</MRA>
<IsComplete>>true</IsComplete>
<IsComplete>true</IsComplete>
<CurrentConnectionsCount>1</CurrentConnectionsCount>
<MessagesInCount>0</MessagesInCount>
<MessagesOutCount>0</MessagesOutCount>
<TSRMessagesReceivedCount>0</TSRMessagesReceivedCount>
<TSRMessagesSentCount>0</TSRMessagesSentCount>
<TSRMessagesTimeoutCount>0</TSRMessagesTimeoutCount>
<TSA SuccessMessagesReceivedCount>0</TSA SuccessMessagesReceivedCount>
<TSA SuccessMessagesSentCount>0</TSA SuccessMessagesSentCount>
<TSA FailureMessagesReceivedCount>0</TSA FailureMessagesReceivedCount>
<TSA FailureMessagesSentCount>0</TSA FailureMessagesSentCount>
<RARMessagesReceivedCount>0</RARMessagesReceivedCount>
<RARMessagesSentCount>0</RARMessagesSentCount>
<RARMessagesTimeoutCount>0</RARMessagesTimeoutCount>
<RAASuccessMessagesReceivedCount>0</RAASuccessMessagesReceivedCount>
<RAASuccessMessagesSentCount>0</RAASuccessMessagesSentCount>
<RAAFailureMessagesReceivedCount>0</RAAFailureMessagesReceivedCount>
<RAAFailureMessagesSentCount>0</RAAFailureMessagesSentCount>
<CCRMessagesReceivedCount>0</CCRMessagesReceivedCount>
<CCRMessagesSentCount>0</CCRMessagesSentCount>
<CCRMessagesTimeoutCount>0</CCRMessagesTimeoutCount>
<CCASuccessMessagesReceivedCount>0</CCASuccessMessagesReceivedCount>
<CCASuccessMessagesSentCount>0</CCASuccessMessagesSentCount>
<CCAFailureMessagesReceivedCount>0</CCAFailureMessagesReceivedCount>
<CCAFailureMessagesSentCount>0</CCAFailureMessagesSentCount>
<CCRIMessagesReceivedCount>0</CCRIMessagesReceivedCount>
<CCRIMessagesSentCount>0</CCRIMessagesSentCount>
<CCRIMessagesTimeoutCount>0</CCRIMessagesTimeoutCount>
<CCRUMessagesReceivedCount>0</CCRUMessagesReceivedCount>
<CCRUMessagesSentCount>0</CCRUMessagesSentCount>
<CCRUMessagesTimeoutCount>0</CCRUMessagesTimeoutCount>
<CCRTMessagesReceivedCount>0</CCRTMessagesReceivedCount>
<CCRTMessagesSentCount>0</CCRTMessagesSentCount>
<CCRTMessagesTimeoutCount>0</CCRTMessagesTimeoutCount>
<CCAI SuccessMessagesReceivedCount>0</CCAI SuccessMessagesReceivedCount>
<CCAI SuccessMessagesSentCount>0</CCAI SuccessMessagesSentCount>
<CCAI FailureMessagesReceivedCount>0</CCAI FailureMessagesReceivedCount>
<CCAI FailureMessagesSentCount>0</CCAI FailureMessagesSentCount>
<CCAUSuccessMessagesReceivedCount>0</CCAUSuccessMessagesReceivedCount>
<CCAUSuccessMessagesSentCount>0</CCAUSuccessMessagesSentCount>
<CCAUFailureMessagesReceivedCount>0</CCAUFailureMessagesReceivedCount>
<CCAUFailureMessagesSentCount>0</CCAUFailureMessagesSentCount>
<CCATSuccessMessagesReceivedCount>0</CCATSuccessMessagesReceivedCount>
<CCATSuccessMessagesSentCount>0</CCATSuccessMessagesSentCount>
<CCATFailureMessagesReceivedCount>0</CCATFailureMessagesReceivedCount>
<CCATFailureMessagesSentCount>0</CCATFailureMessagesSentCount>
<PeerOkayCount>1</PeerOkayCount>
<PeerDownCount>0</PeerDownCount>
<PeerSuspectCount>0</PeerSuspectCount>
<PeerReopenCount>0</PeerReopenCount>
</Sample>
</DiameterMraTdfStats>
</Statistics>

```

## Diameter MRA Traffic Detection Function (TDF) over SCTP Statistics

The statistics field can be set to SCTP with the ability to support multiple IP addresses.

The following examples show the SCTP response defined in the XSDs for the DiameterMraDrmaPeerStats tag.

Response

The response to this request follows the **Statistics > DiameterMraTdfPeerStats** tag defined in the XSDs. For example:

The following is an example of this request.

```
<Statistics> <DiameterMraTdfPeerStats>
  <Sample> <StartTime>2001-12-31T12:00:00</StartTime>
  <EndTime>2001-12-31T12:15:00</EndTime> <MRA>MRA</MRA>
  <Name>NetworkElementName</Name>
  <ConnectTime>2001-12-31T12:00:00</ConnectTime>
  <DisconnectTime>2001-12-31T12:00:00</DisconnectTime>
  <ConnectType>SCTP</ConnectType>
  <ConnectAddress>10.15.25.110:3868, 10.15.25.119:3868</ConnectAddress>
  <ConnectPort>N/A</ConnectPort>
```

The following example show the TCP response defined in the XSDs for the DiameterMraTdfPeerStats tag. This diameter connection is set to TCP.

Response

The response to this request follows the **Statistics > DiameterMraTdfPeerStats** tag defined in the XSDs. For example:

```
<Statistics>
  <DiameterMraTdfPeerStats> <Sample>
    <StartTime>2001-12-31T12:00:00</StartTime>
    <EndTime>2001-12-31T12:15:00</EndTime>
    <MRA>MRA</MRA>
    <IsComplete>true</IsComplete>
    <Name>NetworkElementName</Name>
    <ConnectTime>2001-12-31T12:00:00</ConnectTime>
    <DisconnectTime>2001-12-31T12:00:00</DisconnectTime>
    <ConnectType>TCP</ConnectType>
    <ConnectAddress>10.15.25.110</ConnectAddress>
    <ConnectPort>3868</ConnectPort>
```

## KPI Statistics

The following examples show the request and response that are defined in the XSDs for the KpiStats tag.

**Request**

This request follows the **QueryOmStats > KpiStats** tag defined in the XSDs.

The following is an example of this request.

```
<?xml version="1.0" encoding="UTF-8" ?>
```

```
<QueryOmStats>
  <StartTime>2001-12-31T12:00:00</StartTime>
  <EndTime>2001-12-31T12:15:00</EndTime>
  <KpiStats>
  </KpiStats>
</QueryOmStats>
```

## Response

The response to this request follows the **Statistics > KpiStats** tag defined in the XSDs. For example:

```
<?xml version="1.0" encoding="UTF-8" ?>
<Statistics>
  <KpiStats>
    <Sample>
      <StartTime>2013-06-27T07:45:00Z</StartTime>
      <EndTime>2013-06-27T07:55:01Z</EndTime>
      <PolicyServer>mpe57</PolicyServer>
      <IsComplete>>false</IsComplete>
      <TransactionStartCount>0</TransactionStartCount>
      <TransactionEndCount>0</TransactionEndCount>
      <MessagesInCount>0</MessagesInCount>
      <MessagesOutCount>0</MessagesOutCount>
      <CurrentTransactionsPerSecond>0</CurrentTransactionsPerSecond>
      <MaxTransactionsPerSecond>0</MaxTransactionsPerSecond>
      <CurrentTPSPercentageOfCapacity>0</CurrentTPSPercentageOfCapacity>
      <MaxTPSPercentageOfCapacity>0</MaxTPSPercentageOfCapacity>
      <CurrentRXTransactionsPerSecond>0</CurrentRXTransactionsPerSecond>
      <CurrentPCMMTransactionsPerSecond>0</CurrentPCMMTransactionsPerSecond>
      <MaxPCMMTransactionsPerSecond>0</MaxPCMMTransactionsPerSecond>
      <CurrentPCMMTPsPercentageOfCapacity>0</CurrentPCMMTPsPercentageOfCapacity>
      <MaxPCMMTPsPercentageOfCapacity>0</MaxPCMMTPsPercentageOfCapacity>
      <MaxRXTransactionsPerSecond>0</MaxRXTransactionsPerSecond>
      <CurrentRXTPsPercentageOfCapacity>0</CurrentRXTPsPercentageOfCapacity>
      <MaxRXTPsPercentageOfCapacity>0</MaxRXTPsPercentageOfCapacity>
      <LoadSheddingStatus>0</LoadSheddingStatus>
      <LoadSheddingEfficiency>0</LoadSheddingEfficiency>
      <LoadSheddingDistressCount>0</LoadSheddingDistressCount>
      <CurrentSessionCount>0</CurrentSessionCount>
      <MaxSessionCount>0</MaxSessionCount>
      <CurrentSessionPercentageOfCapacity>0</CurrentSessionPercentageOfCapacity>
      <MaxSessionPercentageOfCapacity>0</MaxSessionPercentageOfCapacity>
      <CurrentMPEConnectionCount>0</CurrentMPEConnectionCount>
      <ConfiguredMPEConnectionCount>0</ConfiguredMPEConnectionCount>
      <CurrentConnectedNECount>0</CurrentConnectedNECount>
      <ConfiguredNECount>1</ConfiguredNECount>
      <CurrentProtocolErrorSentCount>0</CurrentProtocolErrorSentCount>
      <CurrentProtocolErrorReceivedCount>0</CurrentProtocolErrorReceivedCount>
      <ServerACPUUtilizationPercentage>14</ServerACPUUtilizationPercentage>
      <ServerAMemoryUtilizationPercentage>78</ServerAMemoryUtilizationPercentage>
      <ServerADiskUtilizationPercentage>2</ServerADiskUtilizationPercentage>
      <ServerABladeFailureCount>6</ServerABladeFailureCount>
      <ServerAUpTimeMillis>16208000</ServerAUpTimeMillis>
      <ServerABladeStatus>12</ServerABladeStatus>
      <ServerBCPUUtilizationPercentage>0</ServerBCPUUtilizationPercentage>
      <ServerBMemoryUtilizationPercentage>0</ServerBMemoryUtilizationPercentage>
      <ServerBDiskUtilizationPercentage>0</ServerBDiskUtilizationPercentage>
      <ServerBBladeFailureCount>0</ServerBBladeFailureCount>
```

```

<ServerBUptimeMillis>0</ServerBUptimeMillis>
<ServerBBladeStatus>0</ServerBBladeStatus>
<ServerCCPUUtilizationPercentage>0</ServerCCPUUtilizationPercentage>
<ServerCMemoryUtilizationPercentage>0</ServerCMemoryUtilizationPercentage>

<ServerCDiskUtilizationPercentage>0</ServerCDiskUtilizationPercentage>
<ServerCBladeFailureCount>0</ServerCBladeFailureCount>
<ServerCUpTimeMillis>0</ServerCUpTimeMillis>
<ServerCBladeStatus>0</ServerCBladeStatus>
</Sample>
</KpiStats>
</Statistics>

```

## KPI Statistics for COMCOL Behindness and Sync State

The following examples show the request and response that are defined in the XSDs for the KpiStats tag.

### Request

This request follows the **QueryOmStats > KpiStats** tag defined in the XSDs.

The following is an example of this request for replication delta and synch status.

```

<?xml version="1.0" encoding="UTF-8" ?>
<QueryOmStats>
  <StartTime>2013-04-24T11:00:00</StartTime>
  <EndTime>2013-04-24T11:15:01</EndTime>
  <KpiStats>
    <PolicyServer> MPE </PolicyServer>
  </KpiStats>
</QueryOmStats>

```

### Response

The response to this request follows the **Statistics > KpiStats** tag defined in the XSDs. For example:

```

<?xml version="1.0" encoding="UTF-8" ?>
<Statistics>
  <KpiStats>
    <Sample>
      <StartTime>2013-04-24T11:00:00Z</StartTime>
      <EndTime>2013-04-24T11:15:01Z</EndTime>
      <PolicyServer>MPE</PolicyServer>
      <IsComplete>>true</IsComplete>
      <TransactionStartCount>0</TransactionStartCount>
      <TransactionEndCount>0</TransactionEndCount>
      <MessagesInCount>0</MessagesInCount>
      <MessagesOutCount>0</MessagesOutCount>
      <CurrentTransactionsPerSecond>0</CurrentTransactionsPerSecond>
      <MaxTransactionsPerSecond>0</MaxTransactionsPerSecond>
      <CurrentTPSPercentageOfCapacity>0</CurrentTPSPercentageOfCapacity>
      <MaxTPSPercentageOfCapacity>0</MaxTPSPercentageOfCapacity>
      <CurrentLTETransactionsPerSecond>0</CurrentLTETransactionsPerSecond>
      <CurrentEHRPDTransactionsPerSecond>0</CurrentEHRPDTransactionsPerSecond>
      <CurrentRXTransactionsPerSecond>0</CurrentRXTransactionsPerSecond>
    </Sample>
  </KpiStats>
</Statistics>

```

## Operational Measurement Requests for Wireless Mode

```
<LoadSheddingStatus>0</LoadSheddingStatus>
<LoadSheddingEfficiency>0</LoadSheddingEfficiency>
<LoadSheddingDistressCount>0</LoadSheddingDistressCount>
<CurrentMRABindingCount>0</CurrentMRABindingCount>
<MaxMRABindingCount>0</MaxMRABindingCount>
<TotalMRABindingCount>0</TotalMRABindingCount>
<CurrentSessionCount>0</CurrentSessionCount>
<MaxSessionCount>0</MaxSessionCount>
<CurrentPDNConnectionCount>0</CurrentPDNConnectionCount>
<MaxPDNConnectionCount>0</MaxPDNConnectionCount>

<CurrentPDNConnectionPercentageOfCapacity>0</CurrentPDNConnectionPercentageOfCapacity>

<MaxPDNConnectionPercentageOfCapacity>0</MaxPDNConnectionPercentageOfCapacity>
<CurrentSessionPercentageOfCapacity>0</CurrentSessionPercentageOfCapacity>

<MaxSessionPercentageOfCapacity>0</MaxSessionPercentageOfCapacity>
<CurrentMPEConnectionCount>0</CurrentMPEConnectionCount>
<ConfiguredMPEConnectionCount>0</ConfiguredMPEConnectionCount>
<CurrentDRMAConnectionCount>0</CurrentDRMAConnectionCount>
<ConfiguredDRMAConnectionCount>0</ConfiguredDRMAConnectionCount>
<CurrentConnectedNECount>0</CurrentConnectedNECount>
<ConfiguredNECount>3</ConfiguredNECount>
<CurrentMRAConnectionCount>1</CurrentMRAConnectionCount>
<ConfiguredMRAConnectionCount>1</ConfiguredMRAConnectionCount>
<CurrentSPRConnectionCount>0</CurrentSPRConnectionCount>
<ConfiguredSPRConnectionCount>0</ConfiguredSPRConnectionCount>
<CurrentProtocolErrorSentCount>0</CurrentProtocolErrorSentCount>
<CurrentProtocolErrorReceivedCount>0</CurrentProtocolErrorReceivedCount>

<CurrentMRABindingPercentageOfCapacity>0</CurrentMRABindingPercentageOfCapacity>

<MaxMRABindingPercentageOfCapacity>0</MaxMRABindingPercentageOfCapacity>
<PrimaryCPUUtilizationPercentage>0</PrimaryCPUUtilizationPercentage>
<PrimaryMemoryUtilizationPercentage>7</PrimaryMemoryUtilizationPercentage>

<PrimaryDiskUtilizationPercentage>0</PrimaryDiskUtilizationPercentage>
<PrimaryBladeFailureCount>18</PrimaryBladeFailureCount>
<PrimaryUpTimeMillis>65886600</PrimaryUpTimeMillis>
<PrimaryBladeStatus>12</PrimaryBladeStatus>
<SecondaryCPUUtilizationPercentage>0</SecondaryCPUUtilizationPercentage>

<SecondaryMemoryUtilizationPercentage>0</SecondaryMemoryUtilizationPercentage>
<SecondaryDiskUtilizationPercentage>0</SecondaryDiskUtilizationPercentage>

<SecondaryBladeFailureCount>18</SecondaryBladeFailureCount>
<SecondaryUpTimeMillis>0</SecondaryUpTimeMillis>
<SecondaryBladeStatus>0</SecondaryBladeStatus>
<ServerACPUUtilizationPercentage>0</ServerACPUUtilizationPercentage>
<ServerAMemoryUtilizationPercentage>7</ServerAMemoryUtilizationPercentage>

<ServerADiskUtilizationPercentage>0</ServerADiskUtilizationPercentage>
<ServerABladeFailureCount>18</ServerABladeFailureCount>
<ServerAUpTimeMillis>658866000</ServerAUpTimeMillis>
<ServerABladeStatus>12</ServerABladeStatus>
<ServerAHaStatus>Active</ServerAHaStatus>
<ServerABladeDeltaTimeMillis>0</ServerABladeDeltaTimeMillis>
<ServerABladePeakDeltaTime>0</ServerABladePeakDeltaTime>
<ServerABladeSyncStatus>OK</ServerABladeSyncStatus>
<ServerBCPUUtilizationPercentage>0</ServerBCPUUtilizationPercentage>
<ServerBMemoryUtilizationPercentage>0</ServerBMemoryUtilizationPercentage>

<ServerBDiskUtilizationPercentage>0</ServerBDiskUtilizationPercentage>
```

```

<ServerBBladeFailureCount>0</ServerBBladeFailureCount>
<ServerBUptimeMillis>250</ServerBUptimeMillis>
<ServerBBladeStatus>96</ServerBBladeStatus>
<ServerBHaStatus>Standby</ServerBHaStatus>
<ServerBBladeDeltaTimeMillis>12</ServerBBladeDeltaTimeMillis>
<ServerBBladePeakDeltaTime>200</ServerBBladePeakDeltaTime>
<ServerBBladeSyncStatus>OK</ServerBBladeSyncStatus>
<ServerCCPUUtilizationPercentage>0</ServerCCPUUtilizationPercentage>
<ServerCMemoryUtilizationPercentage>0</ServerCMemoryUtilizationPercentage>

<ServerCDiskUtilizationPercentage>0</ServerCDiskUtilizationPercentage>
<ServerCBladeFailureCount>0</ServerCBladeFailureCount>
<ServerCUptimeMillis>1250</ServerCUptimeMillis>
<ServerCBladeStatus>99</ServerCBladeStatus>
<ServerCHaStatus>Spare</ServerCHaStatus>
<ServerCBladeDeltaTimeMillis>8</ServerCBladeStatusDeltaTimeMillis>
<ServerCBladePeakDeltaTime>500</ServerCBladePeakDeltaTime>
<ServerCBladeSyncStatus>OK</ServerCBladeSyncStatus>
</Sample>
</KpiStats>
</Statistics>

```

## LDAP Source Statistics

The following examples show the request and response that are defined in the XSDs for the LdapDataSourceStats tag.

### Request

This request follows the **QueryOmStats > LdapDataSourceStats** tag defined in the XSDs.

The following is an example of this request.

```

<?xml version="1.0" encoding="UTF-8" ?>
<QueryOmStats DeltaCount="false">
  <StartTime>2014-03-12T12:00:00Z</StartTime>
  <EndTime>2014-03-12T14:45:15Z</EndTime>
  <LdapDataSourceStats/>
  <PolicyServer>mpe246</PolicyServer>
</QueryOmStats>

```

### Response

The response to this request follows the **Statistics > LdapDataSourceStats** tag defined in the XSDs. For example:

```

<?xml version="1.0" encoding="UTF-8" ?>
<Statistics>
  <LdapDataSourceStats>
    <Sample>
      <StartTime>2014-03-10T12:00:00Z</StartTime>
      <EndTime>2014-03-10T12:15:00Z</EndTime>
      <PolicyServer>mpe246</PolicyServer>
      <IsComplete>true</IsComplete>
      <SuccessfulSearchCount>0</SuccessfulSearchCount>
    </Sample>
  </LdapDataSourceStats>
</Statistics>

```

```

<UnsuccessfulSearchCount>0</UnsuccessfulSearchCount>
<SearchErrorCount>0</SearchErrorCount>
<MaxSuccessfulSearchTimeTaken>0</MaxSuccessfulSearchTimeTaken>
<MaxUnsuccessfulSearchTimeTaken>0</MaxUnsuccessfulSearchTimeTaken>
<AvgSuccessfulSearchTimeTaken>0.0</AvgSuccessfulSearchTimeTaken>
<AvgUnsuccessfulSearchTimeTaken>0.0</AvgUnsuccessfulSearchTimeTaken>
</Sample>
</LdapDataSourceStats>
</Statistics>

```

## Protocol Error Statistics

The following examples show the request and response that are defined in the XSDs for the ProtocolErrorStats tag.

### Request

This request follows the **QueryOmStats** > **ProtocolErrorStats** tag defined in the XSDs.

The following is an example of a request for a single policy server:

```

<?xml version="1.0" encoding="UTF-8"?>
<XmlInterfaceRequest>
  <QueryOmStats DeltaCount="false">
    <StartTime>2010-04-02T00:01:00</StartTime>
    <EndTime>2011-05-31T23:59:00</EndTime>
    <ProtocolErrorStats>
      <PolicyServer>rc178</PolicyServer>
    </ProtocolErrorStats>
  </QueryOmStats>
</XmlInterfaceRequest>

```

### Response

The response to this request follows the **Statistics** > **ProtocolErrorStats** tag defined in the XSDs.

Individual statistics are defined as follows:

- DiameterCommandUnsupported - The request contained a command code that the receiver did not recognize or support.
- DiameterUnableToDeliver - This error is given when the diameter node cannot deliver the message to the destination, either because no host within the realm that supports the required application was available to process the request, or because Destination-Host AVP was given without the associated Destination-Realm AVP.
- DiameterRealmNotServed - The intended realm of the request is not recognized.
- DiameterTooBusy - The diameter node has too much traffic. When returned, a diameter node attempts to send the message to an alternate peer.
- DiameterLoopDetected - An agent detected a loop while trying to get the message to the intended recipient. The message may be sent to an alternate peer if available.
- DiameterRedirectIndication - A redirect agent has determined that the request could not be satisfied locally and the initiator of the request should direct the request directly to the server, whose contact information has been added to the response. When set, the Redirect-Host AVP must be present.
- DiameterApplicationUnsupported - A request was sent for an application that is not supported.

## Operational Measurement Requests for Wireless Mode

- DiameterInvalidHdrBits - A request was received whose bits in the diameter header were either set to an invalid combination, or to a value that is inconsistent with the command code's definition.
- DiameterInvalidAvpBits - A request was received that included an AVP whose flag bits are set to an unrecognized value, or that is inconsistent with the AVP's definition.
- DiameterUnknownPeer - A CER was received from an unknown peer.
- DiameterAuthenticationRejected - The authentication process for the user failed, most likely due to an invalid password used by the user. The user is then prompted for a new password.
- DiameterOutOfSpace - A diameter node received the accounting request but was unable to commit it to stable storage due to a temporary lack of space.
- ElectionLost - The peer has lost the election process and has disconnected the transport connection.
- DiameterEndUserServiceDenied - The credit-control server denied the service request due to service restrictions. If the CCR contained used-service-units, they are deducted, if possible.
- DiameterCreditControlNotApplicable - The credit-control server determined that the service can be granted to the end user, but that no further credit control is needed for the service (for example, the service is free of charge).
- DiameterCreditLimitReached - The credit-control server denied the service request because the end user's account could not cover the requested service. If the CCR contained used-service-units, they are deducted, if possible.
- DiameterAvpUnsupported - The peer received a message that contained an AVP that is not recognized or supported and was marked with the Mandatory bit.
- DiameterUnknownSessionId - The request contained an unknown Session-Id.
- DiameterAuthorizationRejected - A request was received for which the user could not be authorized. This error could occur if the requested service is not permitted to the user.
- DiameterInvalidAvpValue - The request contained an AVP with an invalid value in its data portion.
- DiameterMissingAvp - The request did not contain an AVP that is required by the command code definition. If this value is sent in the Result-Code AVP, a Failed-AVP AVP is included in the message.
- DiameterResourcesExceeded - A request was received that cannot be authorized because the user has already expended its allowed resources.
- DiameterContradictingAvps - The Home Diameter server has detected AVPs in the request that contradict each other, and is not willing to provide service to the user.
- DiameterAvpNotAllowed - A message was received with an AVP that cannot be present.
- DiameterAvpOccursTooManyTimes - A message was received that included an AVP that appeared more often than permitted.
- DiameterNoCommonApplication - This error is returned when a CER message is received, and there are no common applications supported between the peers.
- DiameterUnsupportedVersion - This error is returned when a request was received with an unsupported version number.
- DiameterUnableToComply - This error is returned when a request is rejected for unspecified reasons.
- DiameterInvalidBitInHeader - This error is returned when an unrecognized bit in the diameter header is set to one (1).
- DiameterInvalidAvpLength - The request contained an AVP with an invalid length.
- DiameterInvalidMessageLength - This error is returned when a request is received with an invalid message length.
- DiameterInvalidAvpBitCombo - The request contained an AVP with an invalid AVP Flags value.
- DiameterNoCommonSecurity - This error is returned when a CER message is received, but there are no common security mechanisms supported between the peers.
- DiameterUserUnknown - The specified end user is unknown in the credit-control server.



## Operational Measurement Requests for Wireless Mode

- DiameterRatingFailed - This error code is used to inform the credit-control client that the credit-control server cannot rate the service request due to insufficient rating input, an incorrect AVP combination, or an AVP or AVP value that is not recognized or supported in the rating.
- DiameterErrorInitialParameters - The initial parameters contain an error.
- RadiusSessionContextRemoved - The residual session context has been removed.
- RadiusInvalidEapPacket - An invalid EAP Packet was detected.
- RadiusUnsupportedAttribute - The request contained an unsupported attribute.
- RadiusMissingAttribute - A request was missing a required attribute.
- RadiusNasIdMismatch - The system was unable to match the received NAS to the stored information.
- RadiusInvalidRequest - The system has received an invalid request.
- RadiusUnsupportedService - The requested service is not supported.
- RadiusUnsupportedExtension - The requested extension is not supported.
- RadiusInvalidAttributeValue - The request contains an invalid attribute value.
- RadiusAdministrativelyProhibited - The request is administratively prohibited.
- RadiusRequestNotRoutable - The request cannot be routed.
- RadiusSessionNotFound - The session context cannot be found.
- RadiusSessionNotRemoveable - The session context cannot be removed.
- RadiusProxyProcessingError - An unknown proxy processing error has occurred.
- RadiusResourcesUnavailable - The necessary resources are unavailable.
- RadiusRequestInitiated - A request has been initiated.
- RadiusMultiSessionSelectionUnsupported - The requested multiple-session selection is not supported.
- RadiusLocationInfoRequired - The location information is missing.

```
<?xml version="1.0" ?>
<Statistics>
  <ProtocolErrorStats>
    <Sample>
      <StartTime>2011-02-22T03:45:11Z</StartTime>
      <EndTime>2011-02-22T03:45:33Z</EndTime>
      <PolicyServer>rc178</PolicyServer>
      <DiameterCommandUnsupportedReceived>0</DiameterCommandUnsupportedReceived>

      <DiameterCommandUnsupportedSent>0</DiameterCommandUnsupportedSent>
      <DiameterUnableToDeliverReceived>0</DiameterUnableToDeliverReceived>
      <DiameterUnableToDeliverSent>0</DiameterUnableToDeliverSent>
      <DiameterRealmNotServedReceived>0</DiameterRealmNotServedReceived>
      <DiameterRealmNotServedSent>0</DiameterRealmNotServedSent>
      <DiameterTooBusyReceived>0</DiameterTooBusyReceived>
      <DiameterTooBusySent>0</DiameterTooBusySent>
      <DiameterLoopDetectedReceived>0</DiameterLoopDetectedReceived>
      <DiameterLoopDetectedSent>0</DiameterLoopDetectedSent>
      <DiameterRedirectIndicationReceived>0</DiameterRedirectIndicationReceived>

      <DiameterRedirectIndicationSent>0</DiameterRedirectIndicationSent>
      <DiameterApplicationUnsupportedReceived>0</DiameterApplication
        UnsupportedReceived>
      <DiameterApplicationUnsupportedSent>0</DiameterApplicationUnsupportedSent>

      <DiameterInvalidHdrBitsReceived>0</DiameterInvalidHdrBitsReceived>
      <DiameterInvalidHdrBitsSent>0</DiameterInvalidHdrBitsSent>
      <DiameterInvalidAvpBitsReceived>0</DiameterInvalidAvpBitsReceived>
      <DiameterInvalidAvpBitsSent>0</DiameterInvalidAvpBitsSent>
      <DiameterUnknownPeerReceived>0</DiameterUnknownPeerReceived>
```

## Operational Measurement Requests for Wireless Mode

```
<DiameterUnknownPeerSent>0</DiameterUnknownPeerSent>
<DiameterAuthenticationRejectedReceived>0</DiameterAuthentication
  RejectedReceived>
<DiameterAuthenticationRejectedSent>0</DiameterAuthentication
  RejectedSent>
<DiameterOutOfSpaceReceived>0</DiameterOutOfSpaceReceived>
<DiameterOutOfSpaceSent>0</DiameterOutOfSpaceSent>
<ElectionLostReceived>0</ElectionLostReceived>
<ElectionLostSent>0</ElectionLostSent>
<DiameterEndUserServiceDeniedReceived>0</DiameterEndUserService
  DeniedReceived>
<DiameterEndUserServiceDeniedSent>0</DiameterEndUserServiceDeniedSent>
<DiameterCreditControlNotApplicableReceived>0</DiameterCreditControlNot
  ApplicableReceived>
<DiameterCreditControlNotApplicableSent>0</DiameterCreditControlNot
  ApplicableSent>
<DiameterCreditLimitReachedReceived>0</DiameterCreditLimitReachedReceived>

<DiameterCreditLimitReachedSent>0</DiameterCreditLimitReachedSent>
<DiameterAvpUnsupportedReceived>0</DiameterAvpUnsupportedReceived>
<DiameterAvpUnsupportedSent>0</DiameterAvpUnsupportedSent>
<DiameterUnknownSessionIdReceived>0</DiameterUnknownSessionIdReceived>
<DiameterUnknownSessionIdSent>0</DiameterUnknownSessionIdSent>
<DiameterAuthorizationRejectedReceived>0</DiameterAuthorization
  RejectedReceived>
<DiameterAuthorizationRejectedSent>0</DiameterAuthorizationRejectedSent>
<DiameterInvalidAvpValueReceived>0</DiameterInvalidAvpValueReceived>
<DiameterInvalidAvpValueSent>0</DiameterInvalidAvpValueSent>
<DiameterMissingAvpReceived>0</DiameterMissingAvpReceived>
<DiameterMissingAvpSent>0</DiameterMissingAvpSent>
<DiameterResourcesExceededReceived>0</DiameterResourcesExceededReceived>
<DiameterResourcesExceededSent>0</DiameterResourcesExceededSent>
<DiameterContradictingAvpsReceived>0</DiameterContradictingAvpsReceived>
<DiameterContradictingAvpsSent>0</DiameterContradictingAvpsSent>
<DiameterAvpNotAllowedReceived>0</DiameterAvpNotAllowedReceived>
<DiameterAvpNotAllowedSent>0</DiameterAvpNotAllowedSent>
<DiameterAvpOccursTooManyTimesReceived>0</DiameterAvpOccursTooMany
  TimesReceived>
<DiameterAvpOccursTooManyTimesSent>0</DiameterAvpOccursTooManyTimesSent>
<DiameterNoCommonApplicationReceived>0</DiameterNoCommonApplicationReceived>

<DiameterNoCommonApplicationSent>0</DiameterNoCommonApplicationSent>
<DiameterUnsupportedVersionReceived>0</DiameterUnsupportedVersionReceived>

<DiameterUnsupportedVersionSent>0</DiameterUnsupportedVersionSent>
<DiameterUnableToComplyReceived>0</DiameterUnableToComplyReceived>
<DiameterUnableToComplySent>0</DiameterUnableToComplySent>
<DiameterInvalidBitInHeaderReceived>0</DiameterInvalidBitInHeaderReceived>

<DiameterInvalidBitInHeaderSent>0</DiameterInvalidBitInHeaderSent>
<DiameterInvalidAvpLengthReceived>0</DiameterInvalidAvpLengthReceived>
<DiameterInvalidAvpLengthSent>0</DiameterInvalidAvpLengthSent>

<DiameterInvalidMessageLengthReceived>0</DiameterInvalidMessageLengthReceived>
<DiameterInvalidMessageLengthSent>0</DiameterInvalidMessageLengthSent>
<DiameterInvalidAvpBitComboReceived>0</DiameterInvalidAvpBitComboReceived>

<DiameterInvalidAvpBitComboSent>0</DiameterInvalidAvpBitComboSent>
<DiameterNoCommonSecurityReceived>0</DiameterNoCommonSecurityReceived>
<DiameterNoCommonSecuritySent>0</DiameterNoCommonSecuritySent>
<DiameterUserUnknownReceived>0</DiameterUserUnknownReceived>
<DiameterUserUnknownSent>0</DiameterUserUnknownSent>
<DiameterRatingFailedReceived>0</DiameterRatingFailedReceived>
<DiameterRatingFailedSent>0</DiameterRatingFailedSent>
```

## Operational Measurement Requests for Wireless Mode

```
<DiameterErrorInitialParametersReceived>0</DiameterErrorInitial
  ParametersReceived>
<DiameterErrorInitialParametersSent>2</DiameterErrorInitialParametersSent>

<RadiusSessionContextRemovedReceived>0</RadiusSessionContext
  RemovedReceived>
<RadiusSessionContextRemovedSent>0</RadiusSessionContextRemovedSent>
<RadiusInvalidEapPacketReceived>0</RadiusInvalidEapPacketReceived>
<RadiusInvalidEapPacketSent>0</RadiusInvalidEapPacketSent>
<RadiusUnsupportedAttributeReceived>0</RadiusUnsupportedAttributeReceived>

<RadiusUnsupportedAttributeSent>0</RadiusUnsupportedAttributeSent>
<RadiusMissingAttributeReceived>0</RadiusMissingAttributeReceived>
<RadiusMissingAttributeSent>0</RadiusMissingAttributeSent>
<RadiusNasIdMismatchReceived>0</RadiusNasIdMismatchReceived>
<RadiusNasIdMismatchSent>0</RadiusNasIdMismatchSent>
<RadiusInvalidRequestReceived>0</RadiusInvalidRequestReceived>
<RadiusInvalidRequestSent>0</RadiusInvalidRequestSent>
<RadiusUnsupportedServiceReceived>0</RadiusUnsupportedServiceReceived>
<RadiusUnsupportedServiceSent>0</RadiusUnsupportedServiceSent>
<RadiusUnsupportedExtensionReceived>0</RadiusUnsupportedExtensionReceived>

<RadiusUnsupportedExtensionSent>0</RadiusUnsupportedExtensionSent>
<RadiusInvalidAttributeValueReceived>0</RadiusInvalidAttributeValueReceived>

<RadiusInvalidAttributeValueSent>0</RadiusInvalidAttributeValueSent>
<RadiusAdministrativelyProhibitedReceived>0</RadiusAdministratively
  ProhibitedReceived>
<RadiusAdministrativelyProhibitedSent>0</RadiusAdministratively
  ProhibitedSent>
<RadiusRequestNotRoutableReceived>0</RadiusRequestNotRoutableReceived>
<RadiusRequestNotRoutableSent>0</RadiusRequestNotRoutableSent>
<RadiusSessionNotFoundReceived>0</RadiusSessionNotFoundReceived>
<RadiusSessionNotFoundSent>0</RadiusSessionNotFoundSent>
<RadiusSessionNotRemoveableReceived>0</RadiusSessionNotRemoveableReceived>

<RadiusSessionNotRemoveableSent>0</RadiusSessionNotRemoveableSent>
<RadiusProxyProcessingErrorReceived>0</RadiusProxyProcessingErrorReceived>

<RadiusProxyProcessingErrorSent>0</RadiusProxyProcessingErrorSent>
<RadiusResourcesUnavailableReceived>0</RadiusResourcesUnavailableReceived>

<RadiusResourcesUnavailableSent>0</RadiusResourcesUnavailableSent>
<RadiusRequestInitiatedReceived>0</RadiusRequestInitiatedReceived>
<RadiusRequestInitiatedSent>0</RadiusRequestInitiatedSent>
<RadiusMultiSessionSelectionUnsupportedReceived>0</RadiusMultiSession
  SelectionUnsupportedReceived>
<RadiusMultiSessionSelectionUnsupportedSent>0</RadiusMultiSessionSelection
  UnsupportedSent>
<RadiusLocationInfoRequiredReceived>0</RadiusLocationInfoRequiredReceived>

<RadiusLocationInfoRequiredSent>0</RadiusLocationInfoRequiredSent>
</Sample>
</ProtocolErrorStats>
</Statistics>
```

## Protocol MRA Error Statistics

The following examples show the request and response that are defined in the XSDs for the ProtocolMraErrorStats tag.

### Request

This request follows the **QueryOmStats** > **ProtocolMraErrorStats** tag defined in the XSDs.

The following is an example of a request for a single policy server:

```
<?xml version="1.0" encoding="UTF-8"?>
<XmlInterfaceRequest>
  <QueryOmStats DeltaCount="false">
    <StartTime>2010-04-02T00:01:00</StartTime>
    <EndTime>2011-05-31T23:59:00</EndTime>
    <ProtocolErrorStats>
      <MRA>MRA175</MRA>
    </ProtocolErrorStats>
  </QueryOmStats>
</XmlInterfaceRequest>
```

### Response

The response to this request follows the **Statistics** > **ProtocolMraErrorStats** tag defined in the XSDs.

Individual statistics are defined as follows:

- **DiameterCommandUnsupported** - The request contained a command code that the receiver did not recognize or support.
- **DiameterUnableToDeliver** - This error is given when the diameter node cannot deliver the message to the destination, either because no host within the realm that supports the required application was available to process the request, or because Destination-Host AVP was given without the associated Destination-Realm AVP.
- **DiameterRealmNotServed** - The intended realm of the request is not recognized.
- **DiameterTooBusy** - The diameter node has too much traffic. When returned, a diameter node attempts to send the message to an alternate peer.
- **DiameterLoopDetected** - An agent detected a loop while trying to get the message to the intended recipient. The message may be sent to an alternate peer if available.
- **DiameterRedirectIndication** - A redirect agent has determined that the request could not be satisfied locally and the initiator of the request should direct the request directly to the server, whose contact information has been added to the response. When set, the Redirect-Host AVP must be present.
- **DiameterApplicationUnsupported** - A request was sent for an application that is not supported.
- **DiameterInvalidHdrBits** - A request was received whose bits in the diameter header were either set to an invalid combination, or to a value that is inconsistent with the command code's definition.
- **DiameterInvalidAvpBits** - A request was received that included an AVP whose flag bits are set to an unrecognized value, or that is inconsistent with the AVP's definition.
- **DiameterUnknownPeer** - A CER was received from an unknown peer.
- **DiameterAuthenticationRejected** - The authentication process for the user failed, most likely due to an invalid password used by the user. The user is then prompted for a new password.
- **DiameterOutOfSpace** - A diameter node received the accounting request but was unable to commit it to stable storage due to a temporary lack of space.

## Operational Measurement Requests for Wireless Mode

- ElectionLost - The peer has lost the election process and has disconnected the transport connection.
- DiameterEndUserServiceDenied - The credit-control server denied the service request due to service restrictions. If the CCR contained used-service-units, they are deducted, if possible.
- DiameterCreditControlNotApplicable - The credit-control server determined that the service can be granted to the end user, but that no further credit control is needed for the service (for example, the service is free of charge).
- DiameterCreditLimitReached - The credit-control server denied the service request because the end user's account could not cover the requested service. If the CCR contained used-service-units, they are deducted, if possible.
- DiameterAvpUnsupported - The peer received a message that contained an AVP that is not recognized or supported and was marked with the Mandatory bit.
- DiameterUnknownSessionId - The request contained an unknown Session-Id.
- DiameterAuthorizationRejected - A request was received for which the user could not be authorized. This error could occur if the requested service is not permitted to the user.
- DiameterInvalidAvpValue - The request contained an AVP with an invalid value in its data portion.
- DiameterMissingAvp - The request did not contain an AVP that is required by the command code definition. If this value is sent in the Result-Code AVP, a Failed-AVP AVP is included in the message.
- DiameterResourcesExceeded - A request was received that cannot be authorized because the user has already expended its allowed resources.
- DiameterContradictingAvps - The Home Diameter server has detected AVPs in the request that contradict each other, and is not willing to provide service to the user.
- DiameterAvpNotAllowed - A message was received with an AVP that cannot be present.
- DiameterAvpOccursTooManyTimes - A message was received that included an AVP that appeared more often than permitted.
- DiameterNoCommonApplication - This error is returned when a CER message is received, and there are no common applications supported between the peers.
- DiameterUnsupportedVersion - This error is returned when a request was received with an unsupported version number.
- DiameterUnableToComply - This error is returned when a request is rejected for unspecified reasons.
- DiameterInvalidBitInHeader - This error is returned when an unrecognized bit in the diameter header is set to one (1).
- DiameterInvalidAvpLength - The request contained an AVP with an invalid length.
- DiameterInvalidMessageLength - This error is returned when a request is received with an invalid message length.
- DiameterInvalidAvpBitCombo - The request contained an AVP with an invalid AVP Flags value.
- DiameterNoCommonSecurity - This error is returned when a CER message is received, but there are no common security mechanisms supported between the peers.
- DiameterUserUnknown - The specified end user is unknown in the credit-control server.
- DiameterRatingFailed - This error code is used to inform the credit-control client that the credit-control server cannot rate the service request due to insufficient rating input, an incorrect AVP combination, or an AVP or AVP value that is not recognized or supported in the rating.
- DiameterErrorInitialParameters - The initial parameters contain an error.
- RadiusSessionContextRemoved - The residual session context has been removed.
- RadiusInvalidEapPacket - An invalid EAP Packet was detected.
- RadiusUnsupportedAttribute - The request contained an unsupported attribute.
- RadiusMissingAttribute - A request was missing a required attribute.
- RadiusNasIdMismatch - The system was unable to match the received NAS to the stored information.

## Operational Measurement Requests for Wireless Mode

- RadiusInvalidRequest - The system has received an invalid request.
- RadiusUnsupportedService - The requested service is not supported.
- RadiusUnsupportedExtension - The requested extension is not supported.
- RadiusInvalidAttributeValue - The request contains an invalid attribute value.
- RadiusAdministrativelyProhibited - The request is administratively prohibited.
- RadiusRequestNotRoutable - The request can't be routed.
- RadiusSessionNotFound - The session context cannot be found.
- RadiusSessionNotRemoveable - The session context cannot be removed.
- RadiusProxyProcessingError - An unknown proxy processing error has occurred.
- RadiusResourcesUnavailable - The necessary resources are unavailable.
- RadiusRequestInitiated - A request has been initiated.
- RadiusMultiSessionSelectionUnsupported - The requested multiple-session selection is not supported.
- RadiusLocationInfoRequired - The location information is missing.

```
<?xml version="1.0" ?>
<Statistics>
  <ProtocolErrorStats>
    <Sample>
      <StartTime>2011-02-22T03:45:11Z</StartTime>
      <EndTime>2011-02-22T03:45:33Z</EndTime>
      <MRA>MRA175</MRA>
      <DiameterCommandUnsupportedReceived>0</DiameterCommandUnsupportedReceived>

      <DiameterCommandUnsupportedSent>0</DiameterCommandUnsupportedSent>
      <DiameterUnableToDeliverReceived>0</DiameterUnableToDeliverReceived>
      <DiameterUnableToDeliverSent>0</DiameterUnableToDeliverSent>
      <DiameterRealmNotServedReceived>0</DiameterRealmNotServedReceived>
      <DiameterRealmNotServedSent>0</DiameterRealmNotServedSent>
      <DiameterTooBusyReceived>0</DiameterTooBusyReceived>
      <DiameterTooBusySent>0</DiameterTooBusySent>
      <DiameterLoopDetectedReceived>0</DiameterLoopDetectedReceived>
      <DiameterLoopDetectedSent>0</DiameterLoopDetectedSent>
      <DiameterRedirectIndicationReceived>0</DiameterRedirectIndicationReceived>

      <DiameterRedirectIndicationSent>0</DiameterRedirectIndicationSent>
      <DiameterApplicationUnsupportedReceived>0</DiameterApplication
        UnsupportedReceived>
      <DiameterApplicationUnsupportedSent>0</DiameterApplicationUnsupportedSent>

      <DiameterInvalidHdrBitsReceived>0</DiameterInvalidHdrBitsReceived>
      <DiameterInvalidHdrBitsSent>0</DiameterInvalidHdrBitsSent>
      <DiameterInvalidAvpBitsReceived>0</DiameterInvalidAvpBitsReceived>
      <DiameterInvalidAvpBitsSent>0</DiameterInvalidAvpBitsSent>
      <DiameterUnknownPeerReceived>0</DiameterUnknownPeerReceived>
      <DiameterUnknownPeerSent>0</DiameterUnknownPeerSent>
      <DiameterAuthenticationRejectedReceived>0</DiameterAuthentication
        RejectedReceived>
      <DiameterAuthenticationRejectedSent>0</DiameterAuthentication
        RejectedSent>
      <DiameterOutOfSpaceReceived>0</DiameterOutOfSpaceReceived>
      <DiameterOutOfSpaceSent>0</DiameterOutOfSpaceSent>
      <ElectionLostReceived>0</ElectionLostReceived>
      <ElectionLostSent>0</ElectionLostSent>
      <DiameterEndUserServiceDeniedReceived>0</DiameterEndUserService
        DeniedReceived>
      <DiameterEndUserServiceDeniedSent>0</DiameterEndUserServiceDeniedSent>
```

## Operational Measurement Requests for Wireless Mode

```
<DiameterCreditControlNotApplicableReceived>0</DiameterCreditControlNot
  ApplicableReceived>
<DiameterCreditControlNotApplicableSent>0</DiameterCreditControlNot
  ApplicableSent>
<DiameterCreditLimitReachedReceived>0</DiameterCreditLimitReachedReceived>

<DiameterCreditLimitReachedSent>0</DiameterCreditLimitReachedSent>
<DiameterAvpUnsupportedReceived>0</DiameterAvpUnsupportedReceived>
<DiameterAvpUnsupportedSent>0</DiameterAvpUnsupportedSent>
<DiameterUnknownSessionIdReceived>0</DiameterUnknownSessionIdReceived>
<DiameterUnknownSessionIdSent>0</DiameterUnknownSessionIdSent>
<DiameterAuthorizationRejectedReceived>0</DiameterAuthorization
  RejectedReceived>
<DiameterAuthorizationRejectedSent>0</DiameterAuthorizationRejectedSent>
<DiameterInvalidAvpValueReceived>0</DiameterInvalidAvpValueReceived>
<DiameterInvalidAvpValueSent>0</DiameterInvalidAvpValueSent>
<DiameterMissingAvpReceived>0</DiameterMissingAvpReceived>
<DiameterMissingAvpSent>0</DiameterMissingAvpSent>
<DiameterResourcesExceededReceived>0</DiameterResourcesExceededReceived>
<DiameterResourcesExceededSent>0</DiameterResourcesExceededSent>
<DiameterContradictingAvpsReceived>0</DiameterContradictingAvpsReceived>
<DiameterContradictingAvpsSent>0</DiameterContradictingAvpsSent>
<DiameterAvpNotAllowedReceived>0</DiameterAvpNotAllowedReceived>
<DiameterAvpNotAllowedSent>0</DiameterAvpNotAllowedSent>
<DiameterAvpOccursTooManyTimesReceived>0</DiameterAvpOccursTooMany
  TimesReceived>
<DiameterAvpOccursTooManyTimesSent>0</DiameterAvpOccursTooManyTimesSent>
<DiameterNoCommonApplicationReceived>0</DiameterNoCommonApplicationReceived>

<DiameterNoCommonApplicationSent>0</DiameterNoCommonApplicationSent>
<DiameterUnsupportedVersionReceived>0</DiameterUnsupportedVersionReceived>

<DiameterUnsupportedVersionSent>0</DiameterUnsupportedVersionSent>
<DiameterUnableToComplyReceived>0</DiameterUnableToComplyReceived>
<DiameterUnableToComplySent>0</DiameterUnableToComplySent>
<DiameterInvalidBitInHeaderReceived>0</DiameterInvalidBitInHeaderReceived>

<DiameterInvalidBitInHeaderSent>0</DiameterInvalidBitInHeaderSent>
<DiameterInvalidAvpLengthReceived>0</DiameterInvalidAvpLengthReceived>
<DiameterInvalidAvpLengthSent>0</DiameterInvalidAvpLengthSent>

<DiameterInvalidMessageLengthReceived>0</DiameterInvalidMessageLengthReceived>
<DiameterInvalidMessageLengthSent>0</DiameterInvalidMessageLengthSent>
<DiameterInvalidAvpBitComboReceived>0</DiameterInvalidAvpBitComboReceived>

<DiameterInvalidAvpBitComboSent>0</DiameterInvalidAvpBitComboSent>
<DiameterNoCommonSecurityReceived>0</DiameterNoCommonSecurityReceived>
<DiameterNoCommonSecuritySent>0</DiameterNoCommonSecuritySent>
<DiameterUserUnknownReceived>0</DiameterUserUnknownReceived>
<DiameterUserUnknownSent>0</DiameterUserUnknownSent>
<DiameterRatingFailedReceived>0</DiameterRatingFailedReceived>
<DiameterRatingFailedSent>0</DiameterRatingFailedSent>
<DiameterErrorInitialParametersReceived>0</DiameterErrorInitial
  ParametersReceived>
<DiameterErrorInitialParametersSent>2</DiameterErrorInitialParametersSent>

<RadiusSessionContyextRemovedReceived>0</RadiusSessionContyext
  RemovedReceived>
<RadiusSessionContyextRemovedSent>0</RadiusSessionContyextRemovedSent>
<RadiusInvalidEapPacketReceived>0</RadiusInvalidEapPacketReceived>
<RadiusInvalidEapPacketSent>0</RadiusInvalidEapPacketSent>
<RadiusUnsupportedAttributeReceived>0</RadiusUnsupportedAttributeReceived>

<RadiusUnsupportedAttributeSent>0</RadiusUnsupportedAttributeSent>
```

```

<RadiusMissingAttributeReceived>0</RadiusMissingAttributeReceived>
<RadiusMissingAttributeSent>0</RadiusMissingAttributeSent>
<RadiusNasIdMismatchReceived>0</RadiusNasIdMismatchReceived>
<RadiusNasIdMismatchSent>0</RadiusNasIdMismatchSent>
<RadiusInvalidRequestReceived>0</RadiusInvalidRequestReceived>
<RadiusInvalidRequestSent>0</RadiusInvalidRequestSent>
<RadiusUnsupportedServiceReceived>0</RadiusUnsupportedServiceReceived>
<RadiusUnsupportedServiceSent>0</RadiusUnsupportedServiceSent>
<RadiusUnsupportedExtensionReceived>0</RadiusUnsupportedExtensionReceived>

<RadiusUnsupportedExtensionSent>0</RadiusUnsupportedExtensionSent>
<RadiusInvalidAttributeValueReceived>0</RadiusInvalidAttributeValueReceived>

<RadiusInvalidAttributeValueSent>0</RadiusInvalidAttributeValueSent>
<RadiusAdministrativelyProhibitedReceived>0</RadiusAdministratively
  ProhibitedReceived>
<RadiusAdministrativelyProhibitedSent>0</RadiusAdministratively
  ProhibitedSent>
<RadiusRequestNotRoutableReceived>0</RadiusRequestNotRoutableReceived>
<RadiusRequestNotRoutableSent>0</RadiusRequestNotRoutableSent>
<RadiusSessionNotFoundReceived>0</RadiusSessionNotFoundReceived>
<RadiusSessionNotFoundSent>0</RadiusSessionNotFoundSent>
<RadiusSessionNotRemoveableReceived>0</RadiusSessionNotRemoveableReceived>

<RadiusSessionNotRemoveableSent>0</RadiusSessionNotRemoveableSent>
<RadiusProxyProcessingErrorReceived>0</RadiusProxyProcessingErrorReceived>

<RadiusProxyProcessingErrorSent>0</RadiusProxyProcessingErrorSent>
<RadiusResourcesUnavailableReceived>0</RadiusResourcesUnavailableReceived>

<RadiusResourcesUnavailableSent>0</RadiusResourcesUnavailableSent>
<RadiusRequestInitiatedReceived>0</RadiusRequestInitiatedReceived>
<RadiusRequestInitiatedSent>0</RadiusRequestInitiatedSent>
<RadiusMultiSessionSelectionUnsupportedReceived>0</RadiusMultiSession
  SelectionUnsupportedReceived>
<RadiusMultiSessionSelectionUnsupportedSent>0</RadiusMultiSessionSelection
  UnsupportedSent>
<RadiusLocationInfoRequiredReceived>0</RadiusLocationInfoRequiredReceived>

<RadiusLocationInfoRequiredSent>0</RadiusLocationInfoRequiredSent>
</Sample>
</ProtocolErrorStats>
</Statistics>

```

## Session Cleanup Statistics

The following examples show the request and response that are defined in the XSDs for the `StaleSessionStats` tag.

Request

This request follows the `QueryOmStats > StaleSessionStats` tag defined in the XSDs.

The following is an example of a request for a single policy server:

```
<?xml version="1.0" encoding="UTF-8" ?>
```



```
<QueryOmStats>
  <StartTime>2001-12-31T12:00:00</StartTime>
  <EndTime>2001-12-31T12:15:00</EndTime>
  <StaleSessionStats>
    <PolicyServer>PolicyServer</PolicyServer>
  </ProtocolErrorStats>
  </StaleSessionStats>
</QueryOmStats>
```

## Response

The response to this request follows the **Statistics > StaleSessionStats** Stag defined in the XSDs.

The following is an example of a response for a single policy server:

```
<?xml version="1.0" encoding="UTF-8"?>
<Statistics>
  <staleSessionStats>
    <Sample>
      <StartTime>2001-12-31T12:00:00</StartTime>
      <EndTime>2001-12-31T12:15:00</EndTime>
      <PolicyServer>PolicyServer</PolicyServer>
      <SessionReadyForCleanUp>0</SessionReadyForCleanUp>
      <SessionCleaned>0</SessionCleaned>
      <ReauthorizedSessions>0</ReauthorizedSessions>
      <ReauthorizedTimeouts>0</ReauthorizedTimeouts>
      <ReauthorizedCleaned>0</ReauthorizedCleaned>
    </StaleSessionStats>
  </Statistics>
```

Individual statistics are defined as follows:

- **SessionReadyForCleanUp:** GAUGE to track the number of current stale sessions.
- **RemovedForError:** COUNTER to track the number of deleted stale sessions that failed to reauthorize due to an error response.
- **ReauthorizedSessions:** COUNTER to track the number of reauthorized stale sessions.
- **ReauthorizedTimeouts:** COUNTER to track to the number of timed out reauthorization sessions.
- **RemovedForExpiration:** COUNTER to track the number of timed out reauthorization sessions due to age.

## Timeout Statistics

The following examples show the response defined in the XSDs for the DiameterAf Stats tag.

The MRA response follows the **Statistics > DiameterAfStats** tag defined in the XSDs.

- **AAR Timeout:** The numeric count of AA-Request messages sent and AA-Answer messages not received in a set amount of time.
- **ASR Timeout:** The numeric count of Abort Session Requests (ASR) messages sent where ASA messages not received in a set amount of time.
- **RAR Timeout:** The numeric count of ReAuthorization Request (RAR) messages sent where RAA messages not received in a set amount of time.
- **STR Timeout** — The numeric count of Session Termination Requests (STR) messages sent where STA messages not received in a set amount of time.

The following is an example of a response for a single policy server:

```
<?xml version="1.0" encoding="UTF-8"?>
<Statistics>
  <DiameterAfStats>
    <Sample>
      <StartTime>2001-12-31T12:00:00</StartTime>
      <EndTime>2001-12-31T12:15:00</EndTime>
      <PolicyServer>PolicyServer</PolicyServer>
      ...
      <ASRMessagesReceivedCount>0</ASRMessagesReceivedCount>
      <ASRMessagesSentCount>0</ASRMessagesSentCount>
      <ASRMessagesTimeoutCount>0</ASRMessagesTimeoutCount>
      ...
      <RARMessagesReceivedCount>0</RARMessagesReceivedCount>
      <RARMessagesSentCount>0</RARMessagesSentCount>
      <RARMessagesTimeoutCount>0</RARMessagesTimeoutCount>
      ...
      <STRMessagesReceivedCount>0</STRMessagesReceivedCount>
      <STRMessagesSentCount>0</STRMessagesSentCount>
      <STRMessagesTimeoutCount>0</STRMessagesTimeoutCount>
      ...
      <AARMessagesReceivedCount>0</AARMessagesReceivedCount>
      <AARMessagesSentCount>0</AARMessagesSentCount>
      <AARMessagesTimeoutCount>0</AARMessagesTimeoutCount>
      ...
      <PeerReopenCount>0</PeerReopenCount>
    </Sample>
  </DiameterAfStats>
</Statistics>
```

Response

The MRA response follows the **Statistics > DiameterAfPeerStats** tag defined in the XSDs.

The following is an example of a response for a single policy server:

```
<?xml version="1.0" encoding="UTF-8"?>
<Statistics>
  <DiameterAfPeerStats>
    <Sample>
      <StartTime>2001-12-31T12:00:00</StartTime>
      <EndTime>2001-12-31T12:15:00</EndTime>
      <PolicyServer>PolicyServer</PolicyServer>
      <Name>NetworkElementName</Name>
      <NeId>NeId</NeId>
      <NetworkElementType>NetworkElementType</NetworkElementType>
      <NetworkElementSubType>NetworkElementSubType</NetworkElementSubType>
      ...
      <ASRMessagesReceivedCount>0</ASRMessagesReceivedCount>
      <ASRMessagesSentCount>0</ASRMessagesSentCount>
      <ASRMessagesTimeoutCount>0</ASRMessagesTimeoutCount>
      ...
      <RARMessagesReceivedCount>0</RARMessagesReceivedCount>
      <RARMessagesSentCount>0</RARMessagesSentCount>
      <RARMessagesTimeoutCount>0</RARMessagesTimeoutCount>
      ...
      <STRMessagesReceivedCount>STRMessagesReceivedCount</STRMessagesReceivedCount>
      <STRMessagesSentCount>STRMessagesSentCount</STRMessagesSentCount>
      <STRMessagesTimeoutCount>0</STRMessagesTimeoutCount>
```

```

...
<AARMessagesReceivedCount>AARMessagesReceivedCount</AARMessagesReceivedCount>
  <AARMessagesSentCount>AARMessagesSentCount</AARMessagesSentCount>
  <AARMessagesTimeoutCount>0</AARMessagesTimeoutCount>
  ...
  <AAAFailureMessagesSentCount>0</AAAFailureMessagesSentCount>
</Sample>
</DiameterAfPeerStats>
</Statistics>

```

The MRA response follows the **Statistics > DiameterPcefStats** tag defined in the XSDs.

- CCR Timeout: The numeric count of CC-Request messages sent and CC-Answer messages not received in a set amount of time.  
**Note:** The number of CCR-I/U/T Timeouts should equal this number combined.
- CCR-I Timeout: The numeric count of CCR-Initial messages sent and CCA-Initial messages not received in a set amount of time.
- CCR-U Timeout: The numeric count of CCR-Update messages sent and CCA-Update messages not received in a set amount of time.
- CCR-T Timeout: The numeric count of CCR-Terminate messages sent and CCA-Terminate messages not received in a set amount of time.
- RAR Timeout: The numeric count of Reauthorization Request messages sent and RAA messages not received in a set amount of time.

The following is an example of a response for a single policy server:

```

<?xml version="1.0" encoding="UTF-8"?>
<Statistics>
  <DiameterPcefStats>
    <Sample>
      <StartTime>2001-12-31T12:00:00</StartTime>
      <EndTime>2001-12-31T12:15:00</EndTime>
      <PolicyServer>PolicyServer</PolicyServer>
      <CurrentConnectionsCount>0</CurrentConnectionsCount>
      <MessagesInCount>0</MessagesInCount>
      <MessagesOutCount>0</MessagesOutCount>
      <RARMessagesReceivedCount>0</RARMessagesReceivedCount>
      <RARMessagesSentCount>0</RARMessagesSentCount>
      <RARMessagesTimeoutCount>0</RARMessagesTimeoutCount>
      ...
      <CCRMessagesReceivedCount>0</CCRMessagesReceivedCount>
      <CCRMessagesSentCount>0</CCRMessagesSentCount>
      <CCRMessagesTimeoutCount>0</CCRMessagesTimeoutCount>
      <CCRIMessagesReceivedCount>0</CCRIMessagesReceivedCount>
      <CCRIMessagesSentCount>0</CCRIMessagesSentCount>
      <CCRIMessagesTimeoutCount>0</CCRIMessagesTimeoutCount>
      <CCRUMessagesReceivedCount>0</CCRUMessagesReceivedCount>
      <CCRUMessagesSentCount>0</CCRUMessagesSentCount>
      <CCRUMessagesTimeoutCount>0</CCRUMessagesTimeoutCount>
      <CCRTMessagesReceivedCount>0</CCRTMessagesReceivedCount>
      <CCRTMessagesSentCount>0</CCRTMessagesSentCount>
      <CCRTMessagesTimeoutCount>0</CCRTMessagesTimeoutCount>
      ...
      <PeerSuspectCount>0</PeerSuspectCount>
      <PeerReopenCount>0</PeerReopenCount>
    </Sample>
  </DiameterPcefStats>
</Statistics>

```

```
</DiameterPcefStats>
</Statistics>
```

The MRA response follows the **Statistics > DiameterPcefPeerStats** tag defined in the XSDs.

The following is an example of a response for a single policy server:

```
<?xml version="1.0" encoding="UTF-8"?>
<Statistics>
  <DiameterPcefPeerStats>
    <Sample>
      <StartTime>2001-12-31T12:00:00</StartTime>
      <EndTime>2001-12-31T12:15:00</EndTime>
      <PolicyServer>PolicyServer</PolicyServer>
      <Name>NetworkElementName</Name>
      <NeId>NeId<NeId>
      <NetworkElementType>NetworkElementType</NetworkElementType>
      <NetworkElementSubType>NetworkElementSubType</NetworkElementSubType>
      ...
      <RARMessagesReceivedCount>0</RARMessagesReceivedCount>
      <RARMessagesSentCount>0</RARMessagesSentCount>
      <RARMessagesTimeoutCount>0</RARMessagesTimeoutCount>
      ...
      <CCRMessagesReceivedCount>0</CCRMessagesReceivedCount>
      <CCRMessagesSentCount>0</CCRMessagesSentCount>
      <CCRMessagesTimeoutCount>0</CCRMessagesTimeoutCount>
      <CCRIMessagesReceivedCount>0</CCRIMessagesReceivedCount>
      <CCRIMessagesSentCount>0</CCRIMessagesSentCount>
      <CCRIMessagesTimeoutCount>0</CCRIMessagesTimeoutCount>
      <CCRUMessagesReceivedCount>0</CCRUMessagesReceivedCount>
      <CCRUMessagesSentCount>0</CCRUMessagesSentCount>
      <CCRUMessagesTimeoutCount>0</CCRUMessagesTimeoutCount>
      <CCRTMessagesReceivedCount>0</CCRTMessagesReceivedCount>
      <CCRTMessagesSentCount>0</CCRTMessagesSentCount>
      <CCRTMessagesTimeoutCount>0</CCRTMessagesTimeoutCount>
      ...
      <MaximumActiveSessionsCount>0</MaximumActiveSessionsCount>
    </Sample>
  </DiameterPcefPeerStats>
</Statistics>
```

The MRA response follows the **Statistics > DiameterBberfStats** tag defined in the XSDs.

- CCR Timeout: The numeric count of CC-Request messages sent and CC-Answer messages not received in a set amount of time.  
**Note:** The number of CCR-I/U/T Timeouts should equal this number combined.
- CCR-I Timeout: The numeric count of CCR-Initial messages sent and CCA-Initial messages not received in a set amount of time.
- CCR-U Timeout: The numeric count of CCR-Update messages sent and CCA-Update messages not received in a set amount of time.
- CCR-T Timeout: The numeric count of CCR-Terminate messages sent and CCA-Terminate messages not received in a set amount of time.
- RAR Timeout: The numeric count of Reauthorization Request messages sent and RAA messages not received in a set amount of time.

The following is an example of a response for a single policy server:

```
<?xml version="1.0" encoding="UTF-8"?>
<Statistics>
  <DiameterBberfStats>
    <Sample>
      <StartTime>2001-12-31T12:00:00</StartTime>
      <EndTime>2001-12-31T12:15:00</EndTime>
      <PolicyServer>PolicyServer</PolicyServer>
      <CurrentConnectionsCount>0</CurrentConnectionsCount>
      ...
      <RARMessagesReceivedCount>0</RARMessagesReceivedCount>
      <RARMessagesSentCount>0</RARMessagesSentCount>
      <RARMessagesTimeoutCount>0</RARMessagesTimeoutCount>
      ...
      <CCRMessagesReceivedCount>0</CCRMessagesReceivedCount>
      <CCRMessagesSentCount>0</CCRMessagesSentCount>
      <CCRMessagesTimeoutCount>0</CCRMessagesTimeoutCount>
      <CCRIMessagesReceivedCount>0</CCRIMessagesReceivedCount>
      <CCRIMessagesSentCount>0</CCRIMessagesSentCount>
      <CCRIMessagesTimeoutCount>0</CCRIMessagesTimeoutCount>
      <CCRUMessagesReceivedCount>0</CCRUMessagesReceivedCount>
      <CCRUMessagesSentCount>0</CCRUMessagesSentCount>
      <CCRUMessagesTimeoutCount>0</CCRUMessagesTimeoutCount>
      <CCRTMessagesReceivedCount>0</CCRTMessagesReceivedCount>
      <CCRTMessagesSentCount>0</CCRTMessagesSentCount>
      <CCRTMessagesTimeoutCount>0</CCRTMessagesTimeoutCount>
      ...
      <PeerReopenCount>0</PeerReopenCount>
    </Sample>
  </DiameterBberfStats>
</Statistics>
```

The following is an example of a response for an MPE:

```
<Statistics>
  <DiameterBberfStats>
    <Sample>
      <StartTime>2012-06-07T01:00:00Z</StartTime>
      <EndTime>2012-06-07T01:15:00Z</EndTime>
      <PolicyServer>kli-63-mpe</PolicyServer>
      <IsComplete>true</IsComplete>
      <CurrentConnectionsCount>1</CurrentConnectionsCount>
      <MessagesInCount>0</MessagesInCount>
      <MessagesOutCount>0</MessagesOutCount>
      <RARMessagesReceivedCount>0</RARMessagesReceivedCount>
      <RARMessagesSentCount>0</RARMessagesSentCount>
      <RARMessagesTimeoutCount>0</RARMessagesTimeoutCount>
      <RAASuccessMessagesReceivedCount>0</RAASuccessMessagesReceivedCount>
      <RAASuccessMessagesSentCount>0</RAASuccessMessagesSentCount>
      <RAAFailureMessagesReceivedCount>0</RAAFailureMessagesReceivedCount>
      <RAAFailureMessagesSentCount>0</RAAFailureMessagesSentCount>
      <CCRMessagesReceivedCount>0</CCRMessagesReceivedCount>
      <CCRMessagesSentCount>0</CCRMessagesSentCount>
      <CCRMessagesTimeoutCount>0</CCRMessagesTimeoutCount>
      <CCASuccessMessagesReceivedCount>0</CCASuccessMessagesReceivedCount>
      <CCASuccessMessagesSentCount>0</CCASuccessMessagesSentCount>
      <CCAFailureMessagesReceivedCount>0</CCAFailureMessagesReceivedCount>
      <CCAFailureMessagesSentCount>0</CCAFailureMessagesSentCount>
      <CCRIMessagesReceivedCount>0</CCRIMessagesReceivedCount>
      <CCRIMessagesSentCount>0</CCRIMessagesSentCount>
```

```

<CCRIMessagesTimeoutCount>0</CCRIMessagesTimeoutCount>
<CCRUMessagesReceivedCount>0</CCRUMessagesReceivedCount>
<CCRUMessagesSentCount>0</CCRUMessagesSentCount>
<CCRUMessagesTimeoutCount>0</CCRUMessagesTimeoutCount>
<CCRTMessagesReceivedCount>0</CCRTMessagesReceivedCount>
<CCRTMessagesSentCount>0</CCRTMessagesSentCount>
<CCRTMessagesTimeoutCount>0</CCRTMessagesTimeoutCount>
<CCAI SuccessMessagesReceivedCount>0</CCAI SuccessMessagesReceivedCount>
<CCAI SuccessMessagesSentCount>0</CCAI SuccessMessagesSentCount>
<CCAI FailureMessagesReceivedCount>0</CCAI FailureMessagesReceivedCount>
<CCAI FailureMessagesSentCount>0</CCAI FailureMessagesSentCount>
<CCAU SuccessMessagesReceivedCount>0</CCAU SuccessMessagesReceivedCount>
<CCAU SuccessMessagesSentCount>0</CCAU SuccessMessagesSentCount>
<CCAU FailureMessagesReceivedCount>0</CCAU FailureMessagesReceivedCount>
<CCAU FailureMessagesSentCount>0</CCAU FailureMessagesSentCount>
<CCAT SuccessMessagesReceivedCount>0</CCAT SuccessMessagesReceivedCount>
<CCAT SuccessMessagesSentCount>0</CCAT SuccessMessagesSentCount>
<CCAT FailureMessagesReceivedCount>0</CCAT FailureMessagesReceivedCount>
<CCAT FailureMessagesSentCount>0</CCAT FailureMessagesSentCount>
<ActiveSessionsCount>0</ActiveSessionsCount>
<MaximumActiveSessionsCount>0</MaximumActiveSessionsCount>
<PeerOkayCount>1</PeerOkayCount>
<PeerDownCount>0</PeerDownCount>
<PeerSuspectCount>0</PeerSuspectCount>
<PeerReopenCount>0</PeerReopenCount>
</Sample>
</DiameterBberfStats>
</Statistics>

```

The MRA response follows the **Statistics > DiameterBberfPeerStats** tag defined in the XSDs.

The following is an example of a response for a single policy server:

```

<?xml version="1.0" encoding="UTF-8" ?>
<Statistics>
  <DiameterBberfPeerStats>
    <Sample>
      <StartTime>2001-12-31T12:00:00</StartTime>
      <EndTime>2001-12-31T12:15:00</EndTime>
      <PolicyServer>PolicyServer</PolicyServer>
      <Name>NetworkElementName</Name>
      <NeId>NeId</NeId>
      <NetworkElementType>NetworkElementType</NetworkElementType>
      <NetworkElementSubType>NetworkElementSubType</NetworkElementSubType>
      ...
      <RARMessagesReceivedCount>0</RARMessagesReceivedCount>
      <RARMessagesSentCount>0</RARMessagesSentCount>
      <RARMessagesTimeoutCount>0</RARMessagesTimeoutCount>
      ...
      <CCRMessagesReceivedCount>0</CCRMessagesReceivedCount>
      <CCRMessagesSentCount>0</CCRMessagesSentCount>
      <CCRMessagesTimeoutCount>0</CCRMessagesTimeoutCount>
      <CCRIMessagesReceivedCount>0</CCRIMessagesReceivedCount>
      <CCRIMessagesSentCount>0</CCRIMessagesSentCount>
      <CCRIMessagesTimeoutCount>0</CCRIMessagesTimeoutCount>
      <CCRUMessagesReceivedCount>0</CCRUMessagesReceivedCount>
      <CCRUMessagesSentCount>0</CCRUMessagesSentCount>
      <CCRUMessagesTimeoutCount>0</CCRUMessagesTimeoutCount>
      <CCRTMessagesReceivedCount>0</CCRTMessagesReceivedCount>
      <CCRTMessagesSentCount>0</CCRTMessagesSentCount>
      <CCRTMessagesTimeoutCount>0</CCRTMessagesTimeoutCount>
      ...
    </Sample>
  </DiameterBberfPeerStats>
</Statistics>

```

```

    <MaximumActiveSessionsCount>0</MaximumActiveSessionsCount>
  </Sample>
</DiameterBberfPeerStats>
</Statistics>

```

The following is an example of a response for an MPE:

```

<Statistics>
  <DiameterBberfPeerStats>
    <Sample>
      <StartTime>2012-06-07T01:00:00Z</StartTime>
      <EndTime>2012-06-07T01:15:00Z</EndTime>
      <PolicyServer>kli-63-mpe</PolicyServer>
      <IsComplete>>true</IsComplete>
      <Name>mra66</Name>
      <NeId />
      <NetworkElementType />
      <NetworkElementSubType />
      <ConnectTime>Tue Jun 05 02:54:29 EDT 2012</ConnectTime>
      <DisconnectTime>Tue Jun 05 02:54:28 EDT 2012</DisconnectTime>
      <ConnectAddress>10.60.25.66</ConnectAddress>
      <ConnectPort>48526</ConnectPort>
      <ConnectType>TCP</ConnectType>
      <MessagesInCount>0</MessagesInCount>
      <MessagesOutCount>0</MessagesOutCount>
      <MessagesErrorInCount>0</MessagesErrorInCount>
      <MessagesErrorOutCount>0</MessagesErrorOutCount>
      <RARMessagesReceivedCount>0</RARMessagesReceivedCount>
      <RARMessagesSentCount>0</RARMessagesSentCount>
      <RARMessagesTimeoutCount>0</RARMessagesTimeoutCount>
      <RAASuccessMessagesReceivedCount>0</RAASuccessMessagesReceivedCount>
      <RAASuccessMessagesSentCount>0</RAASuccessMessagesSentCount>
      <RAAFailureMessagesReceivedCount>0</RAAFailureMessagesReceivedCount>
      <RAAFailureMessagesSentCount>0</RAAFailureMessagesSentCount>
      <CCRMessagesReceivedCount>0</CCRMessagesReceivedCount>
      <CCRMessagesSentCount>0</CCRMessagesSentCount>
      <CCRMessagesTimeoutCount>0</CCRMessagesTimeoutCount>
      <CCASuccessMessagesReceivedCount>0</CCASuccessMessagesReceivedCount>
      <CCASuccessMessagesSentCount>0</CCASuccessMessagesSentCount>
      <CCAFailureMessagesReceivedCount>0</CCAFailureMessagesReceivedCount>
      <CCAFailureMessagesSentCount>0</CCAFailureMessagesSentCount>
      <CCRIMessagesReceivedCount>0</CCRIMessagesReceivedCount>
      <CCRIMessagesSentCount>0</CCRIMessagesSentCount>
      <CCRIMessagesTimeoutCount>0</CCRIMessagesTimeoutCount>
      <CCRUMessagesReceivedCount>0</CCRUMessagesReceivedCount>
      <CCRUMessagesSentCount>0</CCRUMessagesSentCount>
      <CCRUMessagesTimeoutCount>0</CCRUMessagesTimeoutCount>
      <CCRTMessagesReceivedCount>0</CCRTMessagesReceivedCount>
      <CCRTMessagesSentCount>0</CCRTMessagesSentCount>
      <CCRTMessagesTimeoutCount>0</CCRTMessagesTimeoutCount>
      <CCAI SuccessMessagesReceivedCount>0</CCAI SuccessMessagesReceivedCount>
      <CCAI SuccessMessagesSentCount>0</CCAI SuccessMessagesSentCount>
      <CCAI FailureMessagesReceivedCount>0</CCAI FailureMessagesReceivedCount>
      <CCAI FailureMessagesSentCount>0</CCAI FailureMessagesSentCount>
      <CCAUSuccessMessagesReceivedCount>0</CCAUSuccessMessagesReceivedCount>
      <CCAUSuccessMessagesSentCount>0</CCAUSuccessMessagesSentCount>
      <CCAUFailureMessagesReceivedCount>0</CCAUFailureMessagesReceivedCount>
      <CCAUFailureMessagesSentCount>0</CCAUFailureMessagesSentCount>
      <CCATSuccessMessagesReceivedCount>0</CCATSuccessMessagesReceivedCount>
      <CCATSuccessMessagesSentCount>0</CCATSuccessMessagesSentCount>
      <CCATFailureMessagesReceivedCount>0</CCATFailureMessagesReceivedCount>
      <CCATFailureMessagesSentCount>0</CCATFailureMessagesSentCount>
    </Sample>
  </DiameterBberfPeerStats>
</Statistics>

```

```

    <ActiveSessionsCount>0</ActiveSessionsCount>
    <MaximumActiveSessionsCount>0</MaximumActiveSessionsCount>
  </Sample>
</DiameterBberfPeerStats>
</Statistics>

```

The MRA response follows the **Statistics > DiameterShStats** tag defined in the XSDs.

- UDR Timeout: The numeric count of User Data Request (UDR) messages sent and User Data Answer (UDA) messages not received in a set amount of time.
- PUR Timeout: The numeric count of Profile Update Request (PUR) messages sent and Profile Update Answer (PUA) messages not received in a set amount of time.
- SNR Timeout: The numeric count of Subscription Notification Request (SNR) messages sent and Subscription Notification Answer (SNA) messages not received in a set amount of time.

The following is an example of a response for a single policy server:

```

<?xml version="1.0" encoding="UTF-8"?>
<Statistics>
  <DiameterShStats>
    <Sample>
      <StartTime>2001-12-31T12:00:00</StartTime>
      <EndTime>2001-12-31T12:15:00</EndTime>
      <PolicyServer>PolicyServer</PolicyServer>
      <CurrentConnectionsCount>0</CurrentConnectionsCount>
      <MessagesInCount>0</MessagesInCount>
      <MessagesOutCount>0</MessagesOutCount>
      <UDRMessagesReceivedCount>0</UDRMessagesReceivedCount>
      <UDRMessagesSentCount>0</UDRMessagesSentCount>
      <UDRMessagesTimeoutCount>0</UDRMessagesTimeoutCount>
      ...
      <PURMessagesReceivedCount>0</PURMessagesReceivedCount>
      <PURMessagesSentCount>0</PURMessagesSentCount>
      <PURMessagesTimeoutCount>0</PURMessagesTimeoutCount>
      ...
      <SNRMessagesReceivedCount>0</SNRMessagesReceivedCount>
      <SNRMessagesSentCount>0</SNRMessagesSentCount>
      <SNRMessagesTimeoutCount>0</SNRMessagesTimeoutCount>
      ...
      <PeerReopenCount>0</PeerReopenCount>
    </Sample>
  </DiameterShStats>
</Statistics>

```

The MRA response follows the **Statistics > DiameterTdfStats** tag defined in the XSDs.

CCR Timeout: The numeric count of CC-Request messages sent and CC-Answer messages not received in a set amount of time.

**Note:** The number of CCR-I/U/T Timeouts should equal this number combined.

- CCR-I Timeout: The numeric count of CCR-Initial messages sent and CCA-Initial messages not received in a set amount of time.
- CCR-U Timeout: The numeric count of CCR-Update messages sent and CCA-Update messages not received in a set amount of time.
- CCR-T Timeout: The numeric count of CCR-Terminate messages sent and CCA-Terminate messages not received in a set amount of time.



- RAR Timeout: The numeric count of Reauthorization Request messages sent and RAA messages not received in a set amount of time.

The following is an example of a response for a single policy server:

```

<Statistics>
  <DiameterTdfStats>
    <Sample>
      <StartTime>2012-05-28T09:30:00Z</StartTime>
      <EndTime>2012-05-28T09:45:00Z</EndTime>
      <PolicyServer>kli-63-mpe</PolicyServer>
      <IsComplete>true</IsComplete>
      <CurrentConnectionsCount>1</CurrentConnectionsCount>
      <MessagesInCount>0</MessagesInCount>
      <MessagesOutCount>0</MessagesOutCount>
      <TSRMessagesReceivedCount>0</TSRMessagesReceivedCount>
      <TSRMessagesSentCount>0</TSRMessagesSentCount>
      <TSRMessagesTimeoutCount>0</TSRMessagesTimeoutCount>
      <TSA SuccessMessagesReceivedCount>0</TSA SuccessMessagesReceivedCount>
      <TSA SuccessMessagesSentCount>0</TSA SuccessMessagesSentCount>
      <TSA FailureMessagesReceivedCount>0</TSA FailureMessagesReceivedCount>
      <TSA FailureMessagesSentCount>0</TSA FailureMessagesSentCount>
      <RARMessagesReceivedCount>0</RARMessagesReceivedCount>
      <RARMessagesSentCount>0</RARMessagesSentCount>
      <RARMessagesTimeoutCount>0</RARMessagesTimeoutCount>
      <RAA SuccessMessagesReceivedCount>0</RAA SuccessMessagesReceivedCount>
      <RAA SuccessMessagesSentCount>0</RAA SuccessMessagesSentCount>
      <RAA FailureMessagesReceivedCount>0</RAA FailureMessagesReceivedCount>
      <RAA FailureMessagesSentCount>0</RAA FailureMessagesSentCount>
      <CCRMessagesReceivedCount>0</CCRMessagesReceivedCount>
      <CCRMessagesSentCount>0</CCRMessagesSentCount>
      <CCRMessagesTimeoutCount>0</CCRMessagesTimeoutCount>
      <CCASuccessMessagesReceivedCount>0</CCASuccessMessagesReceivedCount>
      <CCASuccessMessagesSentCount>0</CCASuccessMessagesSentCount>
      <CCA FailureMessagesReceivedCount>0</CCA FailureMessagesReceivedCount>
      <CCA FailureMessagesSentCount>0</CCA FailureMessagesSentCount>
      <CCRIMessagesReceivedCount>0</CCRIMessagesReceivedCount>
      <CCRIMessagesSentCount>0</CCRIMessagesSentCount>
      <CCRIMessagesTimeoutCount>0</CCRIMessagesTimeoutCount>
      <CCRUMessagesReceivedCount>0</CCRUMessagesReceivedCount>
      <CCRUMessagesSentCount>0</CCRUMessagesSentCount>
      <CCRUMessagesTimeoutCount>0</CCRUMessagesTimeoutCount>
      <CCRTMessagesReceivedCount>0</CCRTMessagesReceivedCount>
      <CCRTMessagesSentCount>0</CCRTMessagesSentCount>
      <CCRTMessagesTimeoutCount>0</CCRTMessagesTimeoutCount>
      <CCAI SuccessMessagesReceivedCount>0</CCAI SuccessMessagesReceivedCount>
      <CCAI SuccessMessagesSentCount>0</CCAI SuccessMessagesSentCount>
      <CCAI FailureMessagesReceivedCount>0</CCAI FailureMessagesReceivedCount>
      <CCAI FailureMessagesSentCount>0</CCAI FailureMessagesSentCount>
      <CCAUSuccessMessagesReceivedCount>0</CCAUSuccessMessagesReceivedCount>
      <CCAUSuccessMessagesSentCount>0</CCAUSuccessMessagesSentCount>
      <CCAUFailureMessagesReceivedCount>0</CCAUFailureMessagesReceivedCount>
      <CCAUFailureMessagesSentCount>0</CCAUFailureMessagesSentCount>
      <CCATSuccessMessagesReceivedCount>0</CCATSuccessMessagesReceivedCount>
      <CCATSuccessMessagesSentCount>0</CCATSuccessMessagesSentCount>
      <CCATFailureMessagesReceivedCount>0</CCATFailureMessagesReceivedCount>
      <CCATFailureMessagesSentCount>0</CCATFailureMessagesSentCount>
      <ActiveSessionsCount>0</ActiveSessionsCount>
      <MaximumActiveSessionsCount>0</MaximumActiveSessionsCount>
      <PeerOkayCount>1</PeerOkayCount>
      <PeerDownCount>2</PeerDownCount>
      <PeerSuspectCount>0</PeerSuspectCount>
      <PeerReopenCount>0</PeerReopenCount>
  
```

```

</Sample>
</DiameterTdfStats>
</Statistics>

```

The following is an example of a response for an MPE:

```

<Statistics>
  <DiameterTdfStats>
    <Sample>
      <StartTime>2012-05-28T09:30:00Z</StartTime>
      <EndTime>2012-05-28T09:45:00Z</EndTime>
      <PolicyServer>kli-63-mpe</PolicyServer>
      <IsComplete>>true</IsComplete>
      <CurrentConnectionsCount>1</CurrentConnectionsCount>
      <MessagesInCount>0</MessagesInCount>
      <MessagesOutCount>0</MessagesOutCount>
      <TSRMessagesReceivedCount>0</TSRMessagesReceivedCount>
      <TSRMessagesSentCount>0</TSRMessagesSentCount>
      <TSRMessagesTimeoutCount>0</TSRMessagesTimeoutCount>
      <TSASuccessMessagesReceivedCount>0</TSASuccessMessagesReceivedCount>
      <TSASuccessMessagesSentCount>0</TSASuccessMessagesSentCount>
      <TSAFailureMessagesReceivedCount>0</TSAFailureMessagesReceivedCount>
      <TSAFailureMessagesSentCount>0</TSAFailureMessagesSentCount>
      <RARMessagesReceivedCount>0</RARMessagesReceivedCount>
      <RARMessagesSentCount>0</RARMessagesSentCount>
      <RARMessagesTimeoutCount>0</RARMessagesTimeoutCount>
      <RAASuccessMessagesReceivedCount>0</RAASuccessMessagesReceivedCount>
      <RAASuccessMessagesSentCount>0</RAASuccessMessagesSentCount>
      <RAAFailureMessagesReceivedCount>0</RAAFailureMessagesReceivedCount>
      <RAAFailureMessagesSentCount>0</RAAFailureMessagesSentCount>
      <CCRMessagesReceivedCount>0</CCRMessagesReceivedCount>
      <CCRMessagesSentCount>0</CCRMessagesSentCount>
      <CCRMessagesTimeoutCount>0</CCRMessagesTimeoutCount>
      <CCASuccessMessagesReceivedCount>0</CCASuccessMessagesReceivedCount>
      <CCASuccessMessagesSentCount>0</CCASuccessMessagesSentCount>
      <CCAFailureMessagesReceivedCount>0</CCAFailureMessagesReceivedCount>
      <CCAFailureMessagesSentCount>0</CCAFailureMessagesSentCount>
      <CCRIMessagesReceivedCount>0</CCRIMessagesReceivedCount>
      <CCRIMessagesSentCount>0</CCRIMessagesSentCount>
      <CCRIMessagesTimeoutCount>0</CCRIMessagesTimeoutCount>
      <CCRUMessagesReceivedCount>0</CCRUMessagesReceivedCount>
      <CCRUMessagesSentCount>0</CCRUMessagesSentCount>
      <CCRUMessagesTimeoutCount>0</CCRUMessagesTimeoutCount>
      <CCRTMessagesReceivedCount>0</CCRTMessagesReceivedCount>
      <CCRTMessagesSentCount>0</CCRTMessagesSentCount>
      <CCRTMessagesTimeoutCount>0</CCRTMessagesTimeoutCount>
      <CCAISuccessMessagesReceivedCount>0</CCAISuccessMessagesReceivedCount>
      <CCAISuccessMessagesSentCount>0</CCAISuccessMessagesSentCount>
      <CCAIFailureMessagesReceivedCount>0</CCAIFailureMessagesReceivedCount>
      <CCAIFailureMessagesSentCount>0</CCAIFailureMessagesSentCount>
      <CCAUSuccessMessagesReceivedCount>0</CCAUSuccessMessagesReceivedCount>
      <CCAUSuccessMessagesSentCount>0</CCAUSuccessMessagesSentCount>
      <CCAUFailureMessagesReceivedCount>0</CCAUFailureMessagesReceivedCount>
      <CCAUFailureMessagesSentCount>0</CCAUFailureMessagesSentCount>
      <CCATSuccessMessagesReceivedCount>0</CCATSuccessMessagesReceivedCount>
      <CCATSuccessMessagesSentCount>0</CCATSuccessMessagesSentCount>
      <CCATFailureMessagesReceivedCount>0</CCATFailureMessagesReceivedCount>
      <CCATFailureMessagesSentCount>0</CCATFailureMessagesSentCount>
      <ActiveSessionsCount>0</ActiveSessionsCount>
      <MaximumActiveSessionsCount>0</MaximumActiveSessionsCount>
      <PeerOkayCount>1</PeerOkayCount>
      <PeerDownCount>2</PeerDownCount>
    </Sample>
  </DiameterTdfStats>
</Statistics>

```

```

    <PeerSuspectCount>0</PeerSuspectCount>
    <PeerReopenCount>0</PeerReopenCount>
  </Sample>
</DiameterTdfStats>
</Statistics>

```

The MRA response follows the **Statistics > DiameterTdfPeerStats** tag defined in the XSDs.

The following is an example of a response for a single policy server:

```

<Statistics>
  <DiameterTdfPeerStats>
    <Sample>
      <StartTime>2012-05-28T09:15:00Z</StartTime>
      <EndTime>2012-05-28T09:30:00Z</EndTime>
      <PolicyServer>kli-63-mpe</PolicyServer>
      <IsComplete>>true</IsComplete>
      <Name>kli-66-mra2</Name>
      <NeId/>
      <NetworkElementType/>
      <NetworkElementSubType/>
      <ConnectTime>Thu May 24 01:23:51 EDT 2012</ConnectTime>
      <DisconnectTime>Fri May 25 04:18:11 EDT 2012</DisconnectTime>
      <ConnectAddress>10.60.25.67:57455,10.60.25.68:57455</ConnectAddress>
      <ConnectPort>0</ConnectPort>
      <ConnectType>SCTP</ConnectType>
      <MessagesInCount>0</MessagesInCount>
      <MessagesOutCount>0</MessagesOutCount>
      <MessagesErrorInCount>0</MessagesErrorInCount>
      <MessagesErrorOutCount>0</MessagesErrorOutCount>
      <TSRMessagesReceivedCount>0</TSRMessagesReceivedCount>
      <TSRMessagesSentCount>0</TSRMessagesSentCount>
      <TSRMessagesTimeoutCount>0</TSRMessagesTimeoutCount>
      <TSA SuccessMessagesReceivedCount>0</TSA SuccessMessagesReceivedCount>
      <TSA SuccessMessagesSentCount>0</TSA SuccessMessagesSentCount>
      <TSA FailureMessagesReceivedCount>0</TSA FailureMessagesReceivedCount>
      <TSA FailureMessagesSentCount>0</TSA FailureMessagesSentCount>
      <RARMessagesReceivedCount>0</RARMessagesReceivedCount>
      <RARMessagesSentCount>0</RARMessagesSentCount>
      <RARMessagesTimeoutCount>0</RARMessagesTimeoutCount>
      <RAASuccessMessagesReceivedCount>0</RAASuccessMessagesReceivedCount>
      <RAASuccessMessagesSentCount>0</RAASuccessMessagesSentCount>
      <RAAFailureMessagesReceivedCount>0</RAAFailureMessagesReceivedCount>
      <RAAFailureMessagesSentCount>0</RAAFailureMessagesSentCount>
      <CCRMessagesReceivedCount>0</CCRMessagesReceivedCount>
      <CCRMessagesSentCount>0</CCRMessagesSentCount>
      <CCRMessagesTimeoutCount>0</CCRMessagesTimeoutCount>
      <CCASuccessMessagesReceivedCount>0</CCASuccessMessagesReceivedCount>
      <CCASuccessMessagesSentCount>0</CCASuccessMessagesSentCount>
      <CCAFailureMessagesReceivedCount>0</CCAFailureMessagesReceivedCount>
      <CCAFailureMessagesSentCount>0</CCAFailureMessagesSentCount>
      <CCRIMessagesReceivedCount>0</CCRIMessagesReceivedCount>
      <CCRIMessagesSentCount>0</CCRIMessagesSentCount>
      <CCRIMessagesTimeoutCount>0</CCRIMessagesTimeoutCount>
      <CCRUMessagesReceivedCount>0</CCRUMessagesReceivedCount>
      <CCRUMessagesSentCount>0</CCRUMessagesSentCount>
      <CCRUMessagesTimeoutCount>0</CCRUMessagesTimeoutCount>
      <CCRTMessagesReceivedCount>0</CCRTMessagesReceivedCount>
      <CCRTMessagesSentCount>0</CCRTMessagesSentCount>
      <CCRTMessagesTimeoutCount>0</CCRTMessagesTimeoutCount>
      <CCAI SuccessMessagesReceivedCount>0</CCAI SuccessMessagesReceivedCount>
      <CCAI SuccessMessagesSentCount>0</CCAI SuccessMessagesSentCount>
    </Sample>
  </DiameterTdfPeerStats>
</Statistics>

```

## Operational Measurement Requests for Wireless Mode

```
<CCAIFailureMessagesReceivedCount>0</CCAIFailureMessagesReceivedCount>
<CCAIFailureMessagesSentCount>0</CCAIFailureMessagesSentCount>
<CCAUSuccessMessagesReceivedCount>0</CCAUSuccessMessagesReceivedCount>
<CCAUSuccessMessagesSentCount>0</CCAUSuccessMessagesSentCount>
<CCAUFailureMessagesReceivedCount>0</CCAUFailureMessagesReceivedCount>
<CCAUFailureMessagesSentCount>0</CCAUFailureMessagesSentCount>
<CCATSuccessMessagesReceivedCount>0</CCATSuccessMessagesReceivedCount>
<CCATSuccessMessagesSentCount>0</CCATSuccessMessagesSentCount>
<CCATFailureMessagesReceivedCount>0</CCATFailureMessagesReceivedCount>
<CCATFailureMessagesSentCount>0</CCATFailureMessagesSentCount>
<ActiveSessionsCount>0</ActiveSessionsCount>
<MaximumActiveSessionsCount>0</MaximumActiveSessionsCount>
</Sample>
</DiameterTdfPeerStats>
</Statistics>
```

The following is an example of a response for an MPE:

```
<Statistics>
  <DiameterTdfPeerStats>
    <Sample>
      <StartTime>2012-05-28T09:15:00Z</StartTime>
      <EndTime>2012-05-28T09:30:00Z</EndTime>
      <PolicyServer>kli-63-mpe</PolicyServer>
      <IsComplete>>true</IsComplete>
      <Name>kli-66-mra2</Name>
      <NeId />
      <NetworkElementType />
      <NetworkElementSubType />
      <ConnectTime>Thu May 24 01:23:51 EDT 2012</ConnectTime>
      <DisconnectTime>Fri May 25 04:18:11 EDT 2012</DisconnectTime>
      <ConnectAddress>10.60.25.67:57455,10.60.25.68:57455</ConnectAddress>
      <ConnectPort>0</ConnectPort>
      <ConnectType />
      <MessagesInCount>0</MessagesInCount>
      <MessagesOutCount>0</MessagesOutCount>
      <MessagesErrorInCount>0</MessagesErrorInCount>
      <MessagesErrorOutCount>0</MessagesErrorOutCount>
      <TSRMessagesReceivedCount>0</TSRMessagesReceivedCount>
      <TSRMessagesSentCount>0</TSRMessagesSentCount>
      <TSRMessagesTimeoutCount>0</TSRMessagesTimeoutCount>
      <TSA SuccessMessagesReceivedCount>0</TSA SuccessMessagesReceivedCount>
      <TSA SuccessMessagesSentCount>0</TSA SuccessMessagesSentCount>
      <TSA FailureMessagesReceivedCount>0</TSA FailureMessagesReceivedCount>
      <TSA FailureMessagesSentCount>0</TSA FailureMessagesSentCount>
      <RARMessagesReceivedCount>0</RARMessagesReceivedCount>
      <RARMessagesSentCount>0</RARMessagesSentCount>
      <RARMessagesTimeoutCount>0</RARMessagesTimeoutCount>
      <RAASuccessMessagesReceivedCount>0</RAASuccessMessagesReceivedCount>
      <RAASuccessMessagesSentCount>0</RAASuccessMessagesSentCount>
      <RAAFailureMessagesReceivedCount>0</RAAFailureMessagesReceivedCount>
      <RAAFailureMessagesSentCount>0</RAAFailureMessagesSentCount>
      <CCRMessagesReceivedCount>0</CCRMessagesReceivedCount>
      <CCRMessagesSentCount>0</CCRMessagesSentCount>
      <CCRMessagesTimeoutCount>0</CCRMessagesTimeoutCount>
      <CCASuccessMessagesReceivedCount>0</CCASuccessMessagesReceivedCount>
      <CCASuccessMessagesSentCount>0</CCASuccessMessagesSentCount>
      <CCAFailureMessagesReceivedCount>0</CCAFailureMessagesReceivedCount>
      <CCAFailureMessagesSentCount>0</CCAFailureMessagesSentCount>
      <CCRIMessagesReceivedCount>0</CCRIMessagesReceivedCount>
      <CCRIMessagesSentCount>0</CCRIMessagesSentCount>
      <CCRIMessagesTimeoutCount>0</CCRIMessagesTimeoutCount>
```

```

    <CCRUMessagesReceivedCount>0</CCRUMessagesReceivedCount>
    <CCRUMessagesSentCount>0</CCRUMessagesSentCount>
    <CCRUMessagesTimeoutCount>0</CCRUMessagesTimeoutCount>
    <CCRTMessagesReceivedCount>0</CCRTMessagesReceivedCount>
    <CCRTMessagesSentCount>0</CCRTMessagesSentCount>
    <CCRTMessagesTimeoutCount>0</CCRTMessagesTimeoutCount>
    <CCAIISuccessMessagesReceivedCount>0</CCAIISuccessMessagesReceivedCount>
    <CCAIISuccessMessagesSentCount>0</CCAIISuccessMessagesSentCount>
    <CCAIIFailureMessagesReceivedCount>0</CCAIIFailureMessagesReceivedCount>
    <CCAIIFailureMessagesSentCount>0</CCAIIFailureMessagesSentCount>
    <CCAUSuccessMessagesReceivedCount>0</CCAUSuccessMessagesReceivedCount>
    <CCAUSuccessMessagesSentCount>0</CCAUSuccessMessagesSentCount>
    <CCAUFailureMessagesReceivedCount>0</CCAUFailureMessagesReceivedCount>
    <CCAUFailureMessagesSentCount>0</CCAUFailureMessagesSentCount>
    <CCATSuccessMessagesReceivedCount>0</CCATSuccessMessagesReceivedCount>
    <CCATSuccessMessagesSentCount>0</CCATSuccessMessagesSentCount>
    <CCATFailureMessagesReceivedCount>0</CCATFailureMessagesReceivedCount>
    <CCATFailureMessagesSentCount>0</CCATFailureMessagesSentCount>
    <ActiveSessionsCount>0</ActiveSessionsCount>
    <MaximumActiveSessionsCount>0</MaximumActiveSessionsCount>
  </Sample>
</DiameterTdfPeerStats>
</Statistics>

```

The MRA response follows the **Statistics > DiameterShPeerStats** tag defined in the XSDs.

The following is an example of a response for a single policy server:

```

<?xml version="1.0" encoding="UTF-8"?>
<Statistics xmlns:xsi="http://www.w3.org/2001/XMLSchema-instance"
xsi:noNamespaceSchemaLocation="ossiXml0m-edit.xsd">
  <DiameterShPeerStats>
    <Sample>
      <StartTime>2001-12-31T12:00:00</StartTime>
      <EndTime>2001-12-31T12:15:00</EndTime>
      <PolicyServer>PolicyServer</PolicyServer>
      <Name>NetworkElementName</Name>
      <NeId>NeId</NeId>
      <NetworkElementType>NetworkElementType</NetworkElementType>
      <NetworkElementSubType>NetworkElementSubType</NetworkElementSubType>
      ...
      <UDRMessagesReceivedCount>0</UDRMessagesReceivedCount>
      <UDRMessagesSentCount>0</UDRMessagesSentCount>
      <UDRMessagesTimeoutCount>0</UDRMessagesTimeoutCount>
      ...
      <PURMessagesReceivedCount>0</PURMessagesReceivedCount>
      <PURMessagesSentCount>0</PURMessagesSentCount>
      <PURMessagesTimeoutCount>0</PURMessagesTimeoutCount>
      ...
      <SNRMessagesReceivedCount>0</SNRMessagesReceivedCount>
      <SNRMessagesSentCount>0</SNRMessagesSentCount>
      <SNRMessagesTimeoutCount>0</SNRMessagesTimeoutCount>
      ...
      <MaximumActiveSessionsCount>0</MaximumActiveSessionsCount>
    </Sample>
  </DiameterShPeerStats>
</Statistics>

```

The MRA response follows the **Statistics > DiameterMraDrmaStats** tag defined in the XSDs.

- **DBR Timeout:** The numeric count of Diameter Binding Request messages sent and Diameter Binding Answer messages not received in a set amount of time.

## Operational Measurement Requests for Wireless Mode

- **RUR Timeout:** The numeric count of Diameter Routing Update Request messages sent and Diameter Routing Update messages not received in a set amount of time.
- **LNR Timeout:** The numeric count of Diameter Load Notify Request messages sent and Diameter Load Notify Answer messages not received in a set amount of time.
- **LSR Timeout:** The numeric count of Diameter Load Subscription Request messages sent and Diameter Load Subscription Answer messages not received in a set amount of time.

The following is an example of a response for a single policy server:

```
<?xml version="1.0" encoding="UTF-8"?>
<Statistics>
  <Sample>
    <StartTime>2001-12-31T12:00:00</StartTime>
    <EndTime>2001-12-31T12:15:00</EndTime>
    <MRA>MRA</MRA>
    <CurrentConnectionsCount>0</CurrentConnectionsCount>
    <MessagesInCount>0</MessagesInCount>
    <MessagesOutCount>0</MessagesOutCount>
    <DBRMessagesReceivedCount>0</DBRMessagesReceivedCount>
    <DBRMessageSentCount>0</DBRMessagesSentCount>
    <DBRMessageTimeoutCount>0</DBRMessagesTimeoutCount>
    ...
    <RURMessagesReceivedCount>0</RURMessagesReceivedCount>
    <RURMessagesSentCount>0</RURMessagesSentCount>
    <RURMessagesTimeoutCount>0</RURMessagesTimeoutCount>
    ...
    <LNRMessagesReceivedCount>0</LNRMessagesReceivedCount>
    <LNRMessagesSentCount>0</LNRMessagesSentCount>
    <LNRMessagesTimeoutCount>0</LNRMessagesTimeoutCount>
    ...
    <LSRMessagesReceivedCount>0</LSRMessagesReceivedCount>
    <LSRMessagesSentCount>0</LSRMessagesSentCount>
    <LSRMessagesTimeoutCount>0</LSRMessagesTimeoutCount>
    <SQRMessagesReceivedCount>0</SQRMessagesReceivedCount>
    < SQRMessagesSentCount>0</SQRMessagesSentCount>
    < SQRMessagesTimeoutCount>0</SQRMessagesTimeoutCount>
    ...
    <PeerReopenCount>0</PeerReopenCount>
  </Sample>
</DiameterMraDrmaStats>
</Statistics>
```

The MRA response follows the **Statistics > DiameterMraDrmaPeerStats** tag defined in the XSDs.

The following is an example of a response for a single policy server:

```
<?xml version="1.0" encoding="UTF-8"?>
<Statistics>
<DiameterMraDrmaPeerStats>
  <Sample>
    <StartTime>2001-12-31T12:00:00</StartTime>
    <EndTime>2001-12-31T12:15:00</EndTime>
    <MRA>MRA</MRA>
    <Name>NetworkElementName</Name>
    <ConnectTime>2001-11-31T12:00:00</ConnectTime>
    <DisconnectTime>2001-12-31T12:00:00</DisconnectTime>
    <ConnectAddress>10.15.25.110</ConnectAddress>
    <ConnectPort>3868</ConnectPort>
    <MessagesInCount>0</MessagesInCount>
    <MessagesOutCount>0</MessagesOutCount>
```

```

<MessagesErrorInCount>0</MessagesErrorInCount>
<MessagesErrorOutCount>0</MessagesErrorOutCount>
<DBRMessagesReceivedCount>0</DBRMessagesReceivedCount>
<DBRMessagesSentCount>0</DBRMessagesSentCount>
<DBRMessagesTimeoutCount>0</DBRMessagesTimeoutCount>
...
<RURMessagesReceivedCount>0</RURMessagesReceivedCount>
<RURMessagesSentCount>0</RURMessagesSentCount>
<RURMessagesTimeoutCount>0</RURMessagesTimeoutCount>
...
<LNRMessagesReceivedCount>0</LNRMessagesReceivedCount>
<LNRMessagesSentCount>0</LNRMessagesSentCount>
<LNRMessagesTimeoutCount>0</LNRMessagesTimeoutCount>
<LSRMessagesReceivedCount>0</LSRMessagesReceivedCount>
<LSRMessagesSentCount>0</LSRMessagesSentCount>
<LSRMessagesTimeoutCount>0</LSRMessagesTimeoutCount>
<SQRMessagesReceivedCount>0</SQRMessagesReceivedCount>
< SQRMessagesSentCount>0</SQRMessagesSentCount>
< SQRMessagesTimeoutCount>0</SQRMessagesTimeoutCount>
...
<AllPcrfsDownRecvCount>0</AllPcrfsDownRecvCount>
</Sample>
</DiameterMraDrmaPeerStats>
</Statistics>

```

## Traffic Profile Statistics

The following examples show the request and response that are defined in the XSDs for the TrafficProfileStats tag.

### Request

This request follows the **QueryOmStats** > **TrafficProfileStats** tag defined in the XSDs.

The following is an example of a request for a single policy server:

```

<?xml version="1.0" encoding="UTF-8"?>
<QueryOmStats>
  <StartTime>2001-12-31T12:00:00</StartTime>
  <EndTime>2001-12-31T12:15:00</EndTime>
  <TrafficProfileStats>
    <PolicyServer>PolicyServer</PolicyServer>
    <Name>TrafficProfileName</Name>
  </TrafficProfileStats>
</QueryOmStats>

```

### Response

The response to this request follows the **Statistics** > **TrafficProfileStats** tag defined in the XSDs.

The following is an example of a response for a single policy server:

```

<?xml version="1.0" encoding="UTF-8"?>
<Statistics>
  <TrafficProfileStats>
    <Sample>

```

```

<StartTime>2001-12-31T12:00:00</StartTime>
<EndTime>2001-12-31T12:15:00</EndTime>
<PolicyServer>PolicyServer</PolicyServer>
<Name>TrafficProfileName</Name>
<NumberOfTimesInstalledAttempts>0</NumberOfTimesInstalledAttempts>
<NumberOfTimesRemovedByPCRF>0</NumberOfTimesRemovedByPCRF>

<NumberOfTimesFailedOrRemovedByGateway>0</NumberOfTimesFailedOrRemovedByGateway>

</TrafficProfileStats>

```

Individual statistics are defined for Traffic Profiles as follows:

- **Install Attempt:** COUNTER which tracks the number of times the PCRF attempts to install a specific Traffic Profile.
- **Removed by PCRF:** COUNTER which tracks the number of times the PCRF initiates the removal of a specific Traffic Profile.
- **Failed or Removed by Gateway:** COUNTER which tracks the number of times specific Traffic Profiles fail to install on the gateway, and the number of times the gateway removes a rule without PCRF approval.
- **NumberOfTimesTotalRetryAttempts:** The total number of retry attempts taken to successfully install the rule.
- **NumberOfTimesRetryCycles:** The number of Retry Cycles taken to successfully install the PCC/ADC rule for which retry mechanism was started.
- **NumberOfTimesFailedAfterMaxRetryCycles:** The number of times a PCC/ADC rule failed to be installed after trying for max number of retries

## TPS Statistics

The following examples show the request and response that are defined in the XSDs for the TpsStats tag.

### Request

This request follows the **QueryOmStats** > **TpsStats** tag defined in the XSDs.

The following is an example of a request for a single policy server:

```

<?xml version="1.0" encoding="UTF-8"?>
<XmlInterfaceRequest>
  <QueryOmStats DeltaCount="false">
    <StartTime>2010-07-23T18:35:00Z</StartTime>
    <TpsStats>
      <PolicyServer>kiran-anchorage-mpe</PolicyServer>
      <MRA></MRA>
    </TpsStats>
  </QueryOmStats>
</XmlInterfaceRequest>

```

### Response

The response to this request follows the **Statistics** > **TpsStats** tag defined in the XSDs.



The following is an example of a response for a single policy server:

```
<?xml version="1.0" encoding="UTF-8"?>
<Statistics>
  <TpsStats>
    <Sample>
      <StartTime>2015-08-31T19:43:39Z</StartTime>
      <EndTime>2015-08-31T20:21:52Z</EndTime>
      <PolicyServer>kiran-anchorage-mpe</PolicyServer>
      <AfaARICurrentTPS>1306</AfaARICurrentTPS>
      <AfaARIMaxTPS>306</AfaARIMaxTPS>
      <AfaARITimeOfMaxTPS>2015-08-31T20:21:52Z</AfaARITimeOfMaxTPS>
      <AfaARMCurrentTPS>13</AfaARMCurrentTPS>
      <AfaARMMaxTPS>5</AfaARMMaxTPS>
      <AfaARMTimeOfMaxTPS>2015-08-31T20:21:52Z</AfaARMTimeOfMaxTPS>
      <AfaASRCurrentTPS>13</AfaASRCurrentTPS>
      <AfaASRMaxTPS>5</AfaASRMaxTPS>
      <AfaASRTimeOfMaxTPS>2015-08-31T20:21:52Z</AfaASRTimeOfMaxTPS>
      <AfaSTRCurrentTPS>13</AfaSTRCurrentTPS>
      <AfaSTRMaxTPS>5</AfaSTRMaxTPS>
      <AfaSTRTimeOfMaxTPS>2015-08-31T20:21:52Z</AfaSTRTimeOfMaxTPS>
      ...
      ...
      <RadiusAccountingOffCurrentTPS >0</RadiusAccountingOffCurrentTPS >
      <RadiusAccountingOffMaxTPS>0</RadiusAccountingOffMaxTPS>

      <RadiusAccountingOffTimeOfMaxTPS>2015-08-31T20:21:52Z</RadiusAccountingOffTimeOfMaxTPS>

      <RadiusAccountingOffCurrentTPS>
    </Sample>
  </TpsStats>
</Statistics>
```

This is a list of all possible individual statistics for TpsStats.

**Note:** Depending on your system requirements, some statistics will not be present.

**Note:** These statistics are only found in wireless mode.

There are three statistics for each interface. They are in the format <Interface Name> <Message Name> <Current/Max/TimeOfMax TPS> They describe the current transactions per second, the maximum transactions per second, and the time that maximum transactions per second occurred.

AF TPS Stats per message type

- AfaARICurrentTPS
- AfaARIMaxTPS
- AfaARITimeOfMaxTPS
- AfaARMCurrentTPS
- AfaARMMaxTPS
- AfaARMTimeOfMaxTPS
- AfaASRCurrentTPS
- AfaASRMaxTPS
- AfaASRTimeOfMaxTPS
- AfaSTRCurrentTPS
- AfaSTRMaxTPS
- AfaSTRTimeOfMaxTPS
- AfaRARCCurrentTPS

- AfRARMMaxTPS
- AfRARTimeOfMaxTPS

Gx TPS Stats per message type

- 
- PcefCCRICurrentTPS
- PcefCCRIMaxTPS
- PcefCCRITimeOfMaxTPS
- PcefCCRUCurrentTPS
- PcefCCRUMaxTPS
- PcefCCRUTimeOfMaxTPS
- PcefCCRTCCurrentTPS
- PcefCCRTMaxTPS
- PcefCCRITimeOfMaxTPS
- PcefRARCurrentTPS
- PcefRARMMaxTPS
- PcefRARTimeOfMaxTPS

Gxx TPS Stats per message type

- 
- BberfCCRICurrentTPS
- BberfCCRIMaxTPS
- BberfCCRITimeOfMaxTPS
- BberfCCRUCurrentTPS
- BberfCCRUMaxTPS
- BberfCCRUTimeOfMaxTPS
- BberfCCRTCCurrentTPS
- BberfCCRTMaxTPS
- BberfCCRTTimeOfMaxTPS
- BberfRARCurrentTPS
- BberfRARMMaxTPS
- BberfRARTimeOfMaxTPS

Sd TPS Stats per message type

- 
- TdfTSRCurrentTPS
- TdfTSRMaxTPS
- TdfTSRTimeOfMaxTPS
- TdfCCRUCurrentTPS
- TdfCCRUMaxTPS
- TdfCCRUTimeOfMaxTPS
- TdfCCRTCCurrentTPS
- TdfCCRTMaxTPS
- TdfCCRTTimeOfMaxTPS
- TdfRARCurrentTPS
- TdfRARMMaxTPS

- TdfRARimeOfMaxTPS  
Sh TPS Stats per message type

- 
- ShUDRSentTCurrentTPS
- ShUDRSentMaxTPS
- ShUDRSentTimeOfMaxTPS
- ShUDRRecvTCurrentTPS
- ShUDRRecvMaxTPS
- ShUDRRecvTimeOfMaxTPS
- ShPNRCurrentTPS
- ShPNRMaxTPS
- ShPNRimeOfMaxTPS
- ShPURCurrentTPS
- ShPURMaxTPS
- ShPURimeOfMaxTPS
- ShSNRCurrentTPS
- ShSNRMaxTPS
- ShSNRimeOfMaxTPS

Sy TPS Stats per message type

- 
- SySLRCurrentTPS
- SySLRMaxTPS
- SySLRTimeOfMaxTPS
- SySLRUCurrentTPS
- SySLRUMaxTPS
- SySLRUTimeOfMaxTPS
- SySNRTCurrentTPS
- SySNRTMaxTPS
- SySNRTimeOfMaxTPS
- SySTRCurrentTPS
- SySTRMaxTPS
- SySTRTimeOfMaxTPS

S9 TPS Stats per message type

- S9CCRISentCurrentTPS
- S9CCRISentMaxTPS
- S9CCRISentTimeOfMaxTPS
- S9CCRIRecvCurrentTPS
- S9CCRIRecvMaxTPS
- S9CCRIRecvTimeOfMaxTPS
- S9CCRUSentCurrentTPS
- S9CCRUSentMaxTPS
- S9CCRUSentTimeOfMaxTPS
- S9CCRURecvCurrentTPS

- S9CCRURcvMaxTPS
- S9CCRURcvTimeOfMaxTPS
- S9CCRTSentCurrentTPS
- S9CCRTSentMaxTPS
- S9CCRTSentTimeOfMaxTPS
- S9CCRTRecvCurrentTPS
- S9CCRTRecvMaxTPS
- S9CCRTRecvTimeOfMaxTPS
- S9RARSentCurrentTPS
- S9RARSentMaxTPS
- S9RARSentTimeOfMaxTPS
- S9RARRecvCurrentTPS
- S9RARRecvMaxTPS
- S9RARRecvTimeOfMaxTPS
- S9AfAARICurrentTPS
- S9AfAARIMaxTPS
- S9AfAARITimeOfMaxTPS
- S9AfAARMCurrentTPS
- S9AfAARMMaxTPS
- S9AfAARMTimeOfMaxTPS
- S9AfASRCurrentTPS
- S9AfASRMaxTPS
- S9AfASRTimeOfMaxTPS
- S9AfSTRCurrentTPS
- S9AfSTRMaxTPS
- S9AfSTRTimeOfMaxTPS
- S9AfRARCurrentTPS
- S9AfRARMaxTPS
- S9AfRARTimeOfMaxTPS

LDAP TPS Stats per message type

- LdapBindReqSentCurrentTPS
- LdapBindReqSentMaxTPS
- LdapBindReqSentTimeOfMaxTPS
- LdapBindReqRecvCurrentTPS
- LdapBindReqRecvMaxTPS
- LdapBindReqRecvTimeOfMaxTPS
- LdapSearchReqSentCurrentTPS
- LdapSearchReqSentMaxTPS
- LdapSearchReqSentTimeOfMaxTPS
- LdapSearchReqRecvCurrentTPS
- LdapSearchReqRecvMaxTPS
- LdapSearchReqRecvTimeOfMaxTPS
- LdapModifyReqSentCurrentTPS
- LdapModifyReqSentCurrentTPS
- LdapModifyReqSentTimeOfMaxTPS

- LdapModifyReqRecvCurrentTPS
- LdapModifyReqRecvMaxTPS
- LdapModifyReqRecvTimeOfMaxTPS

CTF Stats per message type

- CtfCCRICurrentTPS
- CtfCCRIMaxTPS
- CtfCCRITimeOfMaxTPS
- CtfCCRTCCurrentTPS
- CtfCCRTMaxTPS
- CtfCCRTTimeOfMaxTPS
- CtfRARCCurrentTPS
- CtfRARMMaxTPS
- CtfRARTimeOfMaxTPS
- CtfASRCCurrentTPS
- CtfASRMaxTPS
- CtfASRTimeOfMaxTPS
- CtfRARCCurrentTPS
- CtfRARMMaxTPS
- CtfRARTimeOfMaxTPS
- CtfASRCCurrentTPS
- CtfASRMaxTPS
- CtfASRTimeOfMaxTPS

RADIUS Stats per message type

- RadiusAccountingStartCurrentTPS
- RadiusAccountingStartMaxTPS
- RadiusAccountingStartTimeOfMaxTPS
- RadiusInterimUpdateCurrentTPS
- RadiusInterimUpdateMaxTPS
- RadiusInterimUpdateTimeOfMaxTPS
- RadiusAccountingStopCurrentTPS
- RadiusAccountingStopMaxTPS
- RadiusAccountingStopTimeOfMaxTPS
- RadiusCoaCurrentTPS
- RadiusCoaMaxTPS
- RadiusCoaTimeOfMaxTPS
- RadiusCoaDisconnectCurrentTPS
- RadiusCoaDisconnectMaxTPS
- RadiusCoaDisconnectTimeOfMaxTPS
- RadiusAccountingOnCurrentTPS
- RadiusAccountingOnMaxTPS
- RadiusAccountingOnTimeOfMaxTPS
- RadiusAccountingOffCurrentTPS
- RadiusAccountingOffMaxTPS
- RadiusAccountingOffTimeOfMaxTPS

## Quota Profile Statistics

The following examples show the request and response that are defined in the XSDs for the QuotaProfileStats tag.

### Request

This request follows the **QueryOmStats** > **QuotaProfileStats** tag defined in the XSDs.

The following is an example of a request for a single policy server:

```
<?xml version="1.0" encoding="UTF-8"?>
<QueryOmStats>
  <StartTime>2001-12-31T12:00:00</StartTime>
  <EndTime>2001-12-31T12:15:00</EndTime>
  <QuotaProfileStats>
    <PolicyServer>PolicyServer</PolicyServer>
  </QuotaProfileStats>
</QueryOmStats>
```

### Response

The response to this request follows the **Statistics** > **QuotaProfileStats** tag defined in the XSDs.

The following is an example of a response for a single policy server:

```
<?xml version="1.0" encoding="UTF-8"?>
<Statistics>
  <QuotaProfileStats>
    <Sample>
      <StartTime>2001-12-31T12:00:00</StartTime>
      <EndTime>2001-12-31T12:15:00</EndTime>
      <PolicyServer>PolicyServer</PolicyServer>
      <Name>QuotaProfileName</Name>
      <NumberOfTimesActivated>0</NumberOfTimesActivated>
      <NumberOfTimesVolumnThresholdReached>0</NumberOfTimesVolumnThresholdReached>

      <NumberOfTimesTimeThresholdReached>0</NumberOfTimesTimeThresholdReached>
      <NumberOfTimesEventThresholdReached>0</NumberOfTimesEventThresholdReached>
    </Sample>
  </QuotaProfileStats>
```

Individual statistics (counters) are defined as follows for Quota Profiles:

- Activated: COUNTER which tracks the number of times that a specific Quota Profile is activated.
- Volume Threshold Reached: COUNTER which tracks the number of times the configured volume threshold limit is reached for a specific Quota Profile.
- Time Threshold Reached: COUNTER which tracks the number of times the configured time threshold limit is reached for a specific Quota Profile.
- Event Threshold Reached: COUNTER which tracks the number of times the configured event threshold limit is reached for a specific Quota Profile.

## Quota Profile Statistics

The following examples show the request and response that are defined in the XSDs for the QuotaProfileStats tag.

### Request

This request follows the **QueryOmStats** > **QuotaProfileStats** tag defined in the XSDs.

The following is an example of a request for a single policy server:

```
<?xml version="1.0" encoding="UTF-8"?>
<QueryOmStats>
  <StartTime>2001-12-31T12:00:00</StartTime>
  <EndTime>2001-12-31T12:15:00</EndTime>
  <QuotaProfileStats>
    <PolicyServer>PolicyServer</PolicyServer>
  </QuotaProfileStats>
</QueryOmStats>
```

### Response

The response to this request follows the **Statistics** > **QuotaProfileStats** tag defined in the XSDs.

The following is an example of a response for a single policy server:

```
<?xml version="1.0" encoding="UTF-8"?>
<Statistics>
  <QuotaProfileStats>
    <Sample>
      <StartTime>2001-12-31T12:00:00</StartTime>
      <EndTime>2001-12-31T12:15:00</EndTime>
      <PolicyServer>PolicyServer</PolicyServer>
      <Name>QuotaProfileName</Name>
      <NumberOfTimesActivated>0</NumberOfTimesActivated>
      <NumberOfTimesVolumnThresholdReached>0</NumberOfTimesVolumnThresholdReached>

      <NumberOfTimesTimeThresholdReached>0</NumberOfTimesTimeThresholdReached>
      <NumberOfTimesEventThresholdReached>0</NumberOfTimesEventThresholdReached>
    </Sample>
  </QuotaProfileStats>
```

Individual statistics (counters) are defined as follows for Quota Profiles:

- **Activated:** COUNTER which tracks the number of times that a specific Quota Profile is activated.
- **Volume Threshold Reached:** COUNTER which tracks the number of times the configured volume threshold limit is reached for a specific Quota Profile.
- **Time Threshold Reached:** COUNTER which tracks the number of times the configured time threshold limit is reached for a specific Quota Profile.
- **Event Threshold Reached:** COUNTER which tracks the number of times the configured event threshold limit is reached for a specific Quota Profile.

## Interval Statistics/PCRF Session License Tracking and Reporting

The following XML requests and responses apply to interval statistics and PCRF session license tracking and reporting. The Interval Stats tag allows for the collection of specific maximum values for some counters over a time interval of 15 minutes. By using the OSSI/data collection feature maximums can be collected for each 15-minute interval of a day, over a 30-day period, to determine peak usage times.

The following examples show the request and response that are defined in the XSDs for the IntervalStats tag.

### MPE Request

This request follows the **QueryOmStats > IntervalStats** tag defined in the XSDs.

The following is an example of this request for an MPE.

```
<?xml version="1.0" encoding="UTF-8" standalone="yes"?>
<XmlInterfaceRequest>
  <QueryOmStats>
    <StartTime>2001-08-01T10:00:01Z</StartTime>
    <IntervalStats>
      <PolicyServer>name</PolicyServer> (policy server name, if this field
does not exist, all policy servers are included in response)
    </IntervalStats>
  </QueryOmStats>
</XmlInterfaceRequest>
```

Where the **TIMESTAMP** is a time stamp in the form:

YYYY-MM-DD-THH:MM:SSZ

### MPE Response

The response to this MPE request follows the **Statistics > IntervalStats** tag defined in the XSDs.

Where:

- **IntervalStartTime**: The time when this sub-system began collecting the data presented. If this is the first instance of the sub-system collecting data, this value may be N/A.
- **ConfiguredLength**: This value is always 900 seconds, which is 15 minutes.
- **ActualLength**: The length of the interval. Normally, this is the same value as ConfiguredLength, however there are two cases where these values will differ:
  1. Cluster has just started and no data is available (ActualLength = 0)
  2. Cluster has started and an interval completed but the software did not start on a quarter boundary (e.g. ActualLength = nnn where nnn is any number between 0 and 900. If the software started 200 seconds after the 15-min boundary, the when the interval is completed, the ActualLength = 700).
- **IsComplete**: If the ConfiguredLength has completed, then the value is true. If not, then the value is false.
- **IntervalMaxTransactionsPerSecond**: The maximum value of the statistic MaxTransactionsPerSecond for the interval reported. As with MaxTransactionsPerSecond, this count does not include SH traffic.
- **IntervalMaxMRABindingCount**: The maximum value of the statistic MaxMRABindingCount for the interval reported. This value is 0 on MPEs.



- **IntervalMaxSessionCount:** The maximum value of the statistic MaxSessionCount for the interval reported.
- **IntervalMaxPDNConnectionCount:** The maximum value of the statistic MaxPDNConnectionCount for the interval reported.

For example:

```
<?xml version="1.0" ?>
<Statistics>
  <IntervalStats>
    <Sample>
      <StartTime>2011-05-04T13:23:52Z</StartTime>
      <EndTime>2011-05-04T13:23:52Z</EndTime>
      <PolicyServer>testmpe</PolicyServer>
      <IntervalStartTime>2001-05-04T13:15:00Z</IntervalStartTime>
      <ConfiguredLength>900</ConfiguredLength>
      <ActualLength>12</ActualLength>
      <IsComplete>>false</IsComplete>
      <IntervalMaxTransactionsPerSecond>5</IntervalMaxTransactionsPerSecond>
      <IntervalMaxMRABindingCount>16</IntervalMaxMRABindingCount>
      <IntervalMaxSessionCount>12</IntervalMaxSessionCount>
      <IntervalMaxPDNConnectionCount>12</IntervalMaxPDNConnectionCount>
    </Sample>
    <Sample>
      <StartTime>2011-05-04T13:23:52Z</StartTime>
      <EndTime>2011-05-06T05:57:36Z</EndTime>
      <PolicyServer>testmpe</PolicyServer>
      <IntervalStartTime>2001-08-01T10:00:01Z</IntervalStartTime>
      <ConfiguredLength>900</ConfiguredLength>
      <ActualLength>12</ActualLength>
      <IsComplete>>false</IsComplete>
      <IntervalMaxTransactionsPerSecond>5</IntervalMaxTransactionsPerSecond>
      <IntervalMaxMRABindingCount>16</IntervalMaxMRABindingCount>
      <IntervalMaxSessionCount>12</IntervalMaxSessionCount>
      <IntervalMaxPDNConnectionCount>12</IntervalMaxPDNConnectionCount>
    </Sample>
  </IntervalStats>
</Statistics>
```

### MRA Request

This request follows the **QueryOmStats > IntervalStats** tag defined in the XSDs.

The following is an example of this request for an MRA.

Where:

- **IntervalStartTime:** The time when this sub-system began collecting the data presented. If this is the first instance of the sub-system collecting data, this value may be N/A.
- **ConfiguredLength:** This value is always 900 seconds, which is 15 minutes.
- **ActualLength:** The length of the interval. Normally, this is the same value as ConfiguredLength, however there are two cases (documented above) where these values will differ:
  1. Cluster has just started and no data is available (ActualLength = 0)
  2. Cluster has started and an interval completed but the software did not start on a quarter boundary (e.g. ActualLength = nnn where nnn is any number between 0 and 900. If the software started 200 seconds after the 15-min boundary, the when the interval is completed, the ActualLength = 700).
- **IsComplete:** If the ConfiguredLength has completed, then the value is true. If not, then the value is false.

- **IntervalMaxTransactionsPerSecond:** The maximum value of the statistic MaxTransactionsPerSecond for the interval reported.
- **IntervalMaxMRABindingCount:** The maximum value of the statistic MaxMRABindingCount for the interval reported.
- **IntervalMaxSessionCount:** The maximum value of the statistic MaxSessionCount for the interval reported.
- **IntervalMaxPDNConnectionCount:** The maximum value of the statistic MaxPDNConnectionCount for the interval reported.

For example:

```
<?xml version="1.0" encoding="UTF-8" standalone="yes"?>
<XmlInterfaceRequest>
  <QueryOmStats>
    <StartTime>2001-08-01T10:00:01Z</StartTime>
    <IntervalMraStats>
      <MRA>testmra</MRA>
    </IntervalMraStats>
  </QueryOmStats>
</XmlInterfaceRequest>
```

### MRA Response

The response to this MRA request follows the **Statistics > IntervalStats** tag defined in the XSDs. For example:

```
<?xml version="1.0" ?>
<Statistics>
  <IntervalMraStats>
    <Sample>
      <StartTime>2011-05-04T13:23:52Z</StartTime>
      <EndTime>2011-05-06T08:15:26Z</EndTime>
      <MRA>testmra</MRA>
      <IntervalStartTime>2011-04-04 09:23:52.0</IntervalStartTime>
      <ConfiguredLength>900</ConfiguredLength>
      <ActualLength>12</ActualLength>
      <IsComplete>>false</IsComplete>
      <IntervalMaxTransactionsPerSecond>5</IntervalMaxTransactionsPerSecond>
      <IntervalMaxMRABindingCount>16</IntervalMaxMRABindingCount>
      <IntervalMaxSessionCount>12</IntervalMaxSessionCount>
      <IntervalMaxPDNConnectionCount>12</IntervalMaxPDNConnectionCount>
    </Sample>
  </IntervalMraStats>
</Statistics>
```

## PDN RAT Connection Statistics

The following examples show the request and response that are defined in the XSDs for PDN RAT Type tag.

### Request

This request follows the **QueryOmStats > PdnRatTypeStats** tag defined in the XSDs.

**Note:** Current and Maximum AF Session counts are returned for all RAT types that are available from each MPE device. If a RAT type is not available from an MPE device, no entry is returned.

The following are examples of a request for a single policy server and multiple policy servers:

```
<?xml version="1.0" encoding="UTF-8"?>
<XmlInterfaceRequest>
  <QueryOmStats DeltaCount="false">
    <StartTime>2012-10-24T14:00:45</StartTime>
    <EndTime>2012-10-24T14:50:00</EndTime>
    <PdnRatTypeStats>
      <PolicyServer>mpe17-41</PolicyServer>
    </PdnRatTypeStats >
  </QueryOmStats>
</XmlInterfaceRequest>
```

```
<?xml version="1.0" encoding="UTF-8"?>
<XmlInterfaceRequest>
  <QueryOmStats DeltaCount="false">
    <StartTime>2012-10-24T14:00:45</StartTime>
    <EndTime>2012-10-24T14:50:00</EndTime>
    <PdnRatTypeStats>
      <PolicyServer>MPE01</PolicyServer>
      <PolicyServer>MPE02</PolicyServer>
    </PdnRatTypeStats>
  </QueryOmStats>
</XmlInterfaceRequest>
```

#### Response

The response to this request follows the **Statistics** > **CurrentConnectionsCount** and **MaximumConnectionsCount** tags defined in the XSDs.

Individual statistics are defined as follows:

- **StartTime** - The time this stat object was created.
- **ResetTime** - The last time the counters for this object were reset.
- **CurrentConnectionsCount** - The current number of PDN connections for this RAT-Type.
- **MaximumConnectionsCount** - The maximum number of PDN connections at any one point for this RAT-Type. The default interval time is 15 minutes, and it can be configured by the Stats Collection Period attribute in the Global Configuration Settings menu. It will be reset to **CurrentConnectionsCount** only in the interval mode per interval time.

```
<?xml version="1.0" ?>
<Statistics>
  <PdnRatTypeStats>
    <Sample>
      <StartTime>2012-10-24T19:45:00Z</StartTime>
      <EndTime>2012-10-24T19:45:00Z</EndTime>
      <PolicyServer>mpe17-41</PolicyServer>
      <IsComplete>>false</IsComplete>
      <Type>WLAN</Type>
      <CurrentConnectionsCount>0</CurrentConnectionsCount>
      <MaximumConnectionsCount>0</MaximumConnectionsCount>
    </Sample>
    <Sample>
      <StartTime>2012-10-24T19:45:00Z</StartTime>
      <EndTime>2012-10-24T19:45:00Z</EndTime>
      <PolicyServer>mpe17-41</PolicyServer>
      <IsComplete>>false</IsComplete>
```

```

<Type>HRPD</Type>
<CurrentConnectionsCount>1,444</CurrentConnectionsCount>
<MaximumConnectionsCount>2,095</MaximumConnectionsCount>
</Sample>
<Sample>
<StartTime>2012-10-24T19:45:00Z</StartTime>
<EndTime>2012-10-24T19:45:00Z</EndTime>
<PolicyServer>mpe17-41</PolicyServer>
<IsComplete>>false</IsComplete>
<Type>EUTRAN</Type>
<CurrentConnectionsCount>0</CurrentConnectionsCount>
<MaximumConnectionsCount>0</MaximumConnectionsCount>
</Sample>
...
</PdnRatTypeStats>
</Statistics>

```

**Note:** For multiple policy servers, the names of the servers will be listed in the <PolicyServer> tags. For example:

```

<PdnRatTypeStats>
<Sample>
<StartTime>2012-10-24T19:45:00Z</StartTime>
<EndTime>2012-10-24T19:45:00Z</EndTime>
<PolicyServer>MPE01</PolicyServer>
<PolicyServer>MPE02</PolicyServer>
...

```

## PDN Connection APN Statistics

The following examples show the request and response that are defined in the XSDs for PDN APN tag.

### Request

This request follows the **QueryOmStats > PDNConnectionAPNStats** tag defined in the XSDs.

The following are examples of a request for a single policy server:

```

<?xml version="1.0" encoding="UTF-8"?>
<XmlInterfaceRequest>
  <QueryOmStats DeltaCount="false">
    <StartTime>2012-09-20T13:00:00</StartTime>
    <EndTime>2012-10-30T13:15:00</EndTime>
    <PDNConnectionAPNStats>
      <PolicyServer>MPE 38</PolicyServer>
    </PDNConnectionAPNStats>
  </QueryOmStats>
</XmlInterfaceRequest>

```

### Response

The response to this request follows the **Statistics > CurrentConnectionsCount** and **MaximumConnectionsCount** tags defined in the XSDs.

Individual statistics are defined as follows:

- **StartTime** — The time this stat object was created.
- **EndTime** — The time this stat object was ended.
- **CurrentConnectionsCount** — The current number of PDN connections for this APN.
- **APNSuffix** — A suffix configured on a CMP system that matches the MPE. After a suffix is created, each new PDN connection for that APN updates the current object. A CMP system can have up to 25 suffixes configured on it and each suffix can be up to 64 characters.
- **MaximumConnectionsCount** — The maximum number of PDN connections at any one point for this APN. The default interval time is 15 minutes, and it can be configured by the Stats Collection Period attribute in the Global Configuration Settings menu. It will be reset to **CurrentConnectionsCount** only in the interval mode per interval time.

```
<?xml version="1.0" ?>
<Statistics>
  <PDNConnectionAPNStats>
    <Sample>
      <StartTime>2013-10-15T07:00:00Z</StartTime>
      <EndTime>2013-10-15T07:15:00Z</EndTime>
      <PolicyServer>MPE 38</PolicyServer>
      <IsComplete>true</IsComplete>
      <APNSuffix>apn1</APNSuffix>
      <CurrentConnectionsCount>1</CurrentConnectionsCount>
      <MaximumConnectionsCount>1</MaximumConnectionsCount>
    </Sample>
  </PDNConnectionAPNStats>
</Statistics>
```

## KPI Dashboard Statistics

The following examples show the request and response that are defined in the XSDs for KPI Statistics including the Active Sessions count under Performance.

### Request

This request follows the **QueryOmStats** > **KpiStats** tag defined in the XSDs.

The following is an example of a request for a single policy server:

```
<?xml version="1.0" encoding="UTF-8" ?>
<XmlInterfaceRequest<QueryOmStats>
  <StartTime>2013-01-28T01:25:00</StartTime>
  <EndTime>2013-01-28T01:30:00</EndTime>
  <KpiStats>
    <PolicyServer>mpel7-54</PolicyServer>
  </KpiStats>
</QueryOmStats>
```

### Response

The response to this request follows the **Statistics** > **KpiStats** tags defined in the XSDs.

The added counters are defined as follows:

```
<?xml version="1.0" ?>
<Statistics>
  <KpiStats>
    <Sample>
      <StartTime>2013-01-28T06:25:00Z</StartTime>
      <EndTime>2013-01-28T06:30:00Z</EndTime>
      <PolicyServer>mpel7-54</PolicyServer>
      <IsComplete>true</IsComplete>
      <TransactionStartCount>5991</TransactionStartCount>
      <TransactionEndCount>5991</TransactionEndCount>
      <MessagesInCount>5991</MessagesInCount>
      <MessagesOutCount>5991</MessagesOutCount>
      <CurrentTransactionsPerSecond>19</CurrentTransactionsPerSecond>
      <MaxTransactionsPerSecond>21</MaxTransactionsPerSecond>
      <CurrentTPSPercentageOfCapacity>0</CurrentTPSPercentageOfCapacity>
      <MaxTPSPercentageOfCapacity>0</MaxTPSPercentageOfCapacity>
      <CurrentLTETransactionsPerSecond>9</CurrentLTETransactionsPerSecond>
      <CurrentEHRPDTransactionsPerSecond>0</CurrentEHRPDTransactionsPerSecond>

      <CurrentRXTransactionsPerSecond>0</CurrentRXTransactionsPerSecond>
      <LoadSheddingStatus>0</LoadSheddingStatus>
      <LoadSheddingEfficiency>100</LoadSheddingEfficiency>
      <LoadSheddingDistressCount>0</LoadSheddingDistressCount>
      <CurrentMRABindingCount>0</CurrentMRABindingCount>
      <MaxMRABindingCount>0</MaxMRABindingCount>
      <TotalMRABindingCount>0</TotalMRABindingCount>
      <CurrentSessionCount>3000</CurrentSessionCount>
      <MaxSessionCount>3002</MaxSessionCount>
      <CurrentPDNConnectionCount>3000</CurrentPDNConnectionCount>
      <MaxPDNConnectionCount>3002</MaxPDNConnectionCount>

      <CurrentPDNConnectionPercentageOfCapacity>0</CurrentPDNConnectionPercentageOfCapacity>

      <MaxPDNConnectionPercentageOfCapacity>0</MaxPDNConnectionPercentageOfCapacity>

      <CurrentSessionPercentageOfCapacity>0</CurrentSessionPercentageOfCapacity>
      <MaxSessionPercentageOfCapacity>0</MaxSessionPercentageOfCapacity>
      <CurrentMPEConnectionCount>0</CurrentMPEConnectionCount>
      <ConfiguredMPEConnectionCount>0</ConfiguredMPEConnectionCount>
      <CurrentDRMAConnectionCount>0</CurrentDRMAConnectionCount>
      <ConfiguredDRMAConnectionCount>0</ConfiguredDRMAConnectionCount>
      <CurrentConnectedNECount>0</CurrentConnectedNECount>
      <ConfiguredNECount>4</ConfiguredNECount>
      <CurrentMRAConnectionCount>1</CurrentMRAConnectionCount>
      <ConfiguredMRAConnectionCount>1</ConfiguredMRAConnectionCount>
      <CurrentSPRConnectionCount>0</CurrentSPRConnectionCount>
      <ConfiguredSPRConnectionCount>0</ConfiguredSPRConnectionCount>
      <CurrentProtocolErrorSentCount>0</CurrentProtocolErrorSentCount>
      <CurrentProtocolErrorReceivedCount>0</CurrentProtocolErrorReceivedCount>

      <CurrentMRABindingPercentageOfCapacity>0</CurrentMRABindingPercentageOfCapacity>

      <MaxMRABindingPercentageOfCapacity>0</MaxMRABindingPercentageOfCapacity>

      <PrimaryCPUUtilizationPercentage>1</PrimaryCPUUtilizationPercentage>

      <PrimaryMemoryUtilizationPercentage>79</PrimaryMemoryUtilizationPercentage>
      <PrimaryDiskUtilizationPercentage>2</PrimaryDiskUtilizationPercentage>
    </Sample>
  </KpiStats>
</Statistics>
```

## Operational Measurement Requests for Wireless Mode

```
<PrimaryBladeFailureCount>0</PrimaryBladeFailureCount>
<PrimaryUpTimeMillis>39791000</PrimaryUpTimeMillis>
<PrimaryBladeStatus>12</PrimaryBladeStatus>
<SecondaryCPUUtilizationPercentage>0</SecondaryCPUUtilizationPercentage>

<SecondaryMemoryUtilizationPercentage>0</SecondaryMemoryUtilizationPercentage>

<SecondaryDiskUtilizationPercentage>0</SecondaryDiskUtilizationPercentage>
  <SecondaryBladeFailureCount>2</SecondaryBladeFailureCount>
  <SecondaryUpTimeMillis>0</SecondaryUpTimeMillis>
  <SecondaryBladeStatus>0</SecondaryBladeStatus>
  <ServerACPUUtilizationPercentage>1</ServerACPUUtilizationPercentage>

<ServerAMemoryUtilizationPercentage>79</ServerAMemoryUtilizationPercentage>
  <ServerADiskUtilizationPercentage>2</ServerADiskUtilizationPercentage>

  <ServerABladeFailureCount>0</ServerABladeFailureCount>
  <ServerAUpTimeMillis>39791000</ServerAUpTimeMillis>
  <ServerABladeStatus>12</ServerABladeStatus>
  <ServerBCPUUtilizationPercentage>0</ServerBCPUUtilizationPercentage>

<ServerBMemoryUtilizationPercentage>0</ServerBMemoryUtilizationPercentage>
  <ServerBDiskUtilizationPercentage>0</ServerBDiskUtilizationPercentage>

  <ServerBBladeFailureCount>0</ServerBBladeFailureCount>
  <ServerBUpTimeMillis>0</ServerBUpTimeMillis>
  <ServerBBladeStatus>0</ServerBBladeStatus>
  <ServerCCPUUtilizationPercentage>0</ServerCCPUUtilizationPercentage>

<ServerCMemoryUtilizationPercentage>0</ServerCMemoryUtilizationPercentage>
  <ServerCDiskUtilizationPercentage>0</ServerCDiskUtilizationPercentage>

  <ServerCBladeFailureCount>0</ServerCBladeFailureCount>
  <ServerCUpTimeMillis>0</ServerCUpTimeMillis>
  <ServerCBladeStatus>0</ServerCBladeStatus>
</Sample>

<Sample>
  <StartTime>2013-01-28T06:25:00Z</StartTime>
  <EndTime>2013-01-28T06:30:00Z</EndTime>
  <MRA>mra17-58</MRA>
  <IsComplete>true</IsComplete>
  <TransactionStartCount>5998</TransactionStartCount>
  <TransactionEndCount>5998</TransactionEndCount>
  <MessagesInCount>11996</MessagesInCount>
  <MessagesOutCount>11996</MessagesOutCount>
  <CurrentTransactionsPerSecond>19</CurrentTransactionsPerSecond>
  <MaxTransactionsPerSecond>21</MaxTransactionsPerSecond>
  <CurrentTPSPercentageOfCapacity>0</CurrentTPSPercentageOfCapacity>
  <MaxTPSPercentageOfCapacity>0</MaxTPSPercentageOfCapacity>
  <CurrentLTETransactionsPerSecond>0</CurrentLTETransactionsPerSecond>
  <CurrentEHRPDTransactionsPerSecond>0</CurrentEHRPDTransactionsPerSecond>

  <CurrentRXTransactionsPerSecond>0</CurrentRXTransactionsPerSecond>
  <LoadSheddingStatus>0</LoadSheddingStatus>
  <LoadSheddingEfficiency>100</LoadSheddingEfficiency>
  <LoadSheddingDistressCount>0</LoadSheddingDistressCount>
  <CurrentMRABindingCount>3001</CurrentMRABindingCount>
  <MaxMRABindingCount>3001</MaxMRABindingCount>
  <TotalMRABindingCount>2999</TotalMRABindingCount>
  <CurrentSessionCount>0</CurrentSessionCount>
  <MaxSessionCount>0</MaxSessionCount>
  <CurrentPDNConnectionCount>3000</CurrentPDNConnectionCount>
```

## Operational Measurement Requests for Wireless Mode

```
<MaxPDNConnectionCount>3002</MaxPDNConnectionCount>
<CurrentPDNConnectionPercentageOfCapacity>0</CurrentPDNConnectionPercentageOfCapacity>
<MaxPDNConnectionPercentageOfCapacity>0</MaxPDNConnectionPercentageOfCapacity>
<CurrentSessionPercentageOfCapacity>0</CurrentSessionPercentageOfCapacity>
  <MaxSessionPercentageOfCapacity>0</MaxSessionPercentageOfCapacity>
  <CurrentMPEConnectionCount>1</CurrentMPEConnectionCount>
  <ConfiguredMPEConnectionCount>2</ConfiguredMPEConnectionCount>
  <CurrentDRMAConnectionCount>0</CurrentDRMAConnectionCount>
  <ConfiguredDRMAConnectionCount>0</ConfiguredDRMAConnectionCount>
  <CurrentConnectedNECount>1</CurrentConnectedNECount>
  <ConfiguredNECount>4</ConfiguredNECount>
  <CurrentMRAConnectionCount>0</CurrentMRAConnectionCount>
  <ConfiguredMRAConnectionCount>0</ConfiguredMRAConnectionCount>
  <CurrentSPRConnectionCount>0</CurrentSPRConnectionCount>
  <ConfiguredSPRConnectionCount>0</ConfiguredSPRConnectionCount>
  <CurrentProtocolErrorSentCount>0</CurrentProtocolErrorSentCount>
  <CurrentProtocolErrorReceivedCount>0</CurrentProtocolErrorReceivedCount>
<CurrentMRABindingPercentageOfCapacity>0</CurrentMRABindingPercentageOfCapacity>
  <MaxMRABindingPercentageOfCapacity>0</MaxMRABindingPercentageOfCapacity>
  <PrimaryCPUUtilizationPercentage>3</PrimaryCPUUtilizationPercentage>
<PrimaryMemoryUtilizationPercentage>60</PrimaryMemoryUtilizationPercentage>
  <PrimaryDiskUtilizationPercentage>2</PrimaryDiskUtilizationPercentage>
  <PrimaryBladeFailureCount>2</PrimaryBladeFailureCount>
  <PrimaryUpTimeMillis>39736000</PrimaryUpTimeMillis>
  <PrimaryBladeStatus>12</PrimaryBladeStatus>
  <SecondaryCPUUtilizationPercentage>0</SecondaryCPUUtilizationPercentage>
<SecondaryMemoryUtilizationPercentage>0</SecondaryMemoryUtilizationPercentage>
<SecondaryDiskUtilizationPercentage>0</SecondaryDiskUtilizationPercentage>
  <SecondaryBladeFailureCount>2</SecondaryBladeFailureCount>
  <SecondaryUpTimeMillis>0</SecondaryUpTimeMillis>
  <SecondaryBladeStatus>0</SecondaryBladeStatus>
  <ServerACPUUtilizationPercentage>3</ServerACPUUtilizationPercentage>
<ServerAMemoryUtilizationPercentage>60</ServerAMemoryUtilizationPercentage>
  <ServerADiskUtilizationPercentage>2</ServerADiskUtilizationPercentage>
  <ServerABladeFailureCount>2</ServerABladeFailureCount>
  <ServerAUpTimeMillis>39736000</ServerAUpTimeMillis>
  <ServerABladeStatus>12</ServerABladeStatus>
  <ServerBCPUUtilizationPercentage>0</ServerBCPUUtilizationPercentage>
<ServerBMemoryUtilizationPercentage>0</ServerBMemoryUtilizationPercentage>
  <ServerBDiskUtilizationPercentage>0</ServerBDiskUtilizationPercentage>
  <ServerBBladeFailureCount>0</ServerBBladeFailureCount>
  <ServerBUpTimeMillis>0</ServerBUpTimeMillis>
  <ServerBBladeStatus>0</ServerBBladeStatus>
  <ServerCCPUUtilizationPercentage>0</ServerCCPUUtilizationPercentage>
<ServerCMemoryUtilizationPercentage>0</ServerCMemoryUtilizationPercentage>
  <ServerCDiskUtilizationPercentage>0</ServerCDiskUtilizationPercentage>
```



```

        <ServerCBladeFailureCount>0</ServerCBladeFailureCount>
        <ServerCUpTimeMillis>0</ServerCUpTimeMillis>
        <ServerCBladeStatus>0</ServerCBladeStatus>
    </Sample>
</KpiStats>
</Statistics>

```

## AF Session Statistics for RAT-Type

The following examples show the request and response that are defined in the XSDs for AFSession tag.

### Request

This request follows the **QueryOmStats > AFSessionStats** tag defined in the XSDs.

**Note:** Current and Maximum AF Session counts are returned for all RAT types that are available from each MPE device. If a RAT type is not available from an MPE device, no entry is returned.

The following are examples of a request for a single policy server and multiple policy servers:

```

<?xml version="1.0" encoding="UTF-8"?>
<XmlInterfaceRequest>
  <QueryOmStats DeltaCount="false">
    <StartTime>2012-09-20T13:00:00</StartTime>
    <EndTime>2012-10-30T13:15:00</EndTime>
    <AFSessionStats>
      <PolicyServer>mpe17-41</PolicyServer>
    </AFSessionStats >
  </QueryOmStats>
</XmlInterfaceRequest>

```

```

<?xml version="1.0" encoding="UTF-8"?>
<XmlInterfaceRequest>
  <QueryOmStats DeltaCount="false">
    <StartTime>2012-10-24T14:00:45</StartTime>
    <EndTime>2012-10-24T14:50:00</EndTime>
    <PdnRatTypeStats>
      <PolicyServer>MPE01</PolicyServer>
      <PolicyServer>MPE02</PolicyServer>
    </PdnRatTypeStats>
  </QueryOmStats>
</XmlInterfaceRequest>

```

### Response

The response to this request follows the **Statistics > CurrentConnectionsCount** and **MaximumConnectionsCount** tags defined in the XSDs.

Individual statistics are defined as follows:

- **StartTime** - The time this stat object was created.
- **EndTime** - The time this stat object was ended.

- **CurrentConnectionsCount** - The current number of AF Sessions for this RAT-Type.
- **MaximumConnectionsCount** - The maximum number of AF Sessions at any one point for this RAT-Type. The default interval time is 15 minutes, and it can be configured by the Stats Collection Period attribute in the Global Configuration Settings menu. It will be reset to **CurrentConnectionsCount** only in the interval mode per interval time.

```

<?xml version="1.0" ?>
<Statistics>
  < AFSessionStats >
    <Sample>
      <StartTime>2012-10-24T19:45:00Z</StartTime>
      <EndTime>2012-10-24T19:45:00Z</EndTime>
      <PolicyServer>mpel7-41</PolicyServer>
      <IsComplete>>false</IsComplete>
      <Type>WLAN</Type>
      <CurrentAfSessionCount>0</CurrentAfSessionCount>
      <MaximumAfSessionCount>0</MaximumAfSessionCount>
    </Sample>
    <Sample>
      <StartTime>2012-10-24T19:45:00Z</StartTime>
      <EndTime>2012-10-24T19:45:00Z</EndTime>
      <PolicyServer>mpel7-41</PolicyServer>
      <IsComplete>>false</IsComplete>
      <Type>HRPD</Type>
      <CurrentAfSessionCount>0</CurrentAfSessionCount>
      <MaximumAfSessionCount>0</MaximumAfSessionCount>
    </Sample>
    <Sample>
      <StartTime>2012-10-24T19:45:00Z</StartTime>
      <EndTime>2012-10-24T19:45:00Z</EndTime>
      <PolicyServer>mpel7-41</PolicyServer>
      <IsComplete>>false</IsComplete>
      <Type>HRPD</Type>
      <CurrentAfSessionCount>0</CurrentAfSessionCount>
      <MaximumAfSessionCount>0</MaximumAfSessionCount>
    </Sample>
    <Sample>
      <StartTime>2012-10-24T19:45:00Z</StartTime>
      <EndTime>2012-10-24T19:45:00Z</EndTime>
      <PolicyServer>mpel7-41</PolicyServer>
      <IsComplete>>false</IsComplete>
      <Type>EUTRAN</Type>
      <CurrentAfSessionCount>0</CurrentAfSessionCount>
      <MaximumAfSessionCount>0</MaximumAfSessionCount>
    </Sample>
  </AFSessionStats>
</Statistics>

```

## Replication Statistics

The following examples show the request and response that are defined in the XSDs for the ReplicationStats tag.

### Request

This request follows the **QueryOmStats > ReplicationStats** tag defined in the XSDs.

The following is an example of a request for performance statistics on MRA/MPE replication in the system:

```
<?xml version="1.0" encoding="UTF-8"?>
<XmlInterfaceRequest>
  <QueryOmStats ValidateResponseXML='true'>
    <StartTime>2013-11-02T04:45:00</StartTime>
    <EndTime>2013-11-02T05:00:00</EndTime>
    <PolicyServer>MPECluster1</PolicyServer>
    <ReplicationStats/>
  </QueryOmStats>
</XmlInterfaceRequest>
```

### Response

The response to this request follows the **Statistics > ReplicationStats** tag defined in the XSDs.

The following is an example of the ReplicationStats tag:

```
<?xml version="1.0" encoding="UTF-8"?>
<Statistics>
  <ReplicationStats>
    <Sample>
      <StartTime>2013-11-02T08:45:00Z</StartTime>
      <EndTime>2013-11-02T09:00:00Z</EndTime>
      <PolicyServer>MPECluster1</PolicyServer>
      <BladeHostName>MPE194</BladeHostName>
      <PeerHostName>MPE195</PeerHostName>
      <TotalSentKB>0</TotalSentKB>
      <PeakSentKB>0</PeakSentKB>
      <AvgSentKB>0</AvgSentKB>
      <TotalRecvKB>0</TotalRecvKB>
      <PeakRecvKB>0</PeakRecvKB>
      <AvgRecvKB>0</AvgRecvKB>
    </Sample>
    <Sample>
      <StartTime>2013-11-02T08:45:00Z</StartTime>
      <EndTime>2013-11-02T09:00:00Z</EndTime>
      <PolicyServer>MPECluster1</PolicyServer>
      <BladeHostName>MPE194</BladeHostName>
      <PeerHostName>MPE196</PeerHostName>
      <TotalSentKB>0</TotalSentKB>
      <PeakSentKB>0</PeakSentKB>
      <AvgSentKB>0</AvgSentKB>
      <TotalRecvKB>0</TotalRecvKB>
      <PeakRecvKB>0</PeakRecvKB>
      <AvgRecvKB>0</AvgRecvKB>
    </Sample>
    <Sample>
      <StartTime>2013-11-02T08:45:00Z</StartTime>
      <EndTime>2013-11-02T09:00:00Z</EndTime>
      <PolicyServer>MPECluster1</PolicyServer>
      <BladeHostName>MPE195</BladeHostName>
      <PeerHostName>MPE194</PeerHostName>
      <TotalSentKB>0</TotalSentKB>
      <PeakSentKB>0</PeakSentKB>
      <AvgSentKB>0</AvgSentKB>
      <TotalRecvKB>0</TotalRecvKB>
      <PeakRecvKB>0</PeakRecvKB>
      <AvgRecvKB>0</AvgRecvKB>
    </Sample>
  </ReplicationStats>
</Statistics>
```

```

<Sample>
  <StartTime>2013-11-02T08:45:00Z</StartTime>
  <EndTime>2013-11-02T09:00:00Z</EndTime>
  <PolicyServer>MPECluster1</PolicyServer>
  <BladeHostName>MPE195</BladeHostName>
  <PeerHostName>MPE196</PeerHostName>
  <TotalSentKB>5</TotalSentKB>
  <PeakSentKB>112</PeakSentKB>
  <AvgSentKB>0</AvgSentKB>
  <TotalRecvKB>5</TotalRecvKB>
  <PeakRecvKB>67</PeakRecvKB>
  <AvgRecvKB>0</AvgRecvKB>
</Sample>
<Sample>
  <StartTime>2013-11-02T08:45:00Z</StartTime>
  <EndTime>2013-11-02T09:00:00Z</EndTime>
  <PolicyServer>MPECluster1</PolicyServer>
  <BladeHostName>MPE196</BladeHostName>
  <PeerHostName>MPE194</PeerHostName>
  <TotalSentKB>0</TotalSentKB>
  <PeakSentKB>0</PeakSentKB>
  <AvgSentKB>0</AvgSentKB>
  <TotalRecvKB>0</TotalRecvKB>
  <PeakRecvKB>0</PeakRecvKB>
  <AvgRecvKB>0</AvgRecvKB>
</Sample>
<Sample>
  <StartTime>2013-11-02T08:45:00Z</StartTime>
  <EndTime>2013-11-02T09:00:00Z</EndTime>
  <PolicyServer>MPECluster1</PolicyServer>
  <BladeHostName>MPE196</BladeHostName>
  <PeerHostName>MPE195</PeerHostName>
  <TotalSentKB>0</TotalSentKB>
  <PeakSentKB>0</PeakSentKB>
  <AvgSentKB>0</AvgSentKB>
  <TotalRecvKB>0</TotalRecvKB>
  <PeakRecvKB>0</PeakRecvKB>
  <AvgRecvKB>0</AvgRecvKB>
</Sample>
</ReplicationStats>
</Statistics>

```

Individual statistics are defined for protocol errors are:

- PolicyServer: The name of the Policy Server in the system.
- BladeHostName: The name of the Blade on the host server.
- PeerHostName: The name of the peer server in the system.
- TotalSentKB: The total number of packets sent in KB during the interval.
- PeakSentKB: The peak rate of packets sent in KB/s during the interval.
- AvgSentKB: The average rate of packets sent in KB/s during the interval.
- TotalRecvKB: The total number of packets received in KB during the interval.
- PeakRecvKB: The peak rate of packets received in KB/s during the interval.
- AvgRecvKB: The average rate of packets received in KB/s during the interval.

## SCTP Association Statistics

The following examples show the request and response that are defined in the XSDs for the SctpAssociationStats tag.

### Request

This request follows the **QueryOmStats** > **SctpAssociationStats** tag defined in the XSDs.

The following is an example of a request for statistics for a SCTP association:

```
<?xml version="1.0" encoding="UTF-8"?>
<QueryOmStats>
  <StartTime>2014-07-22T09:00:00Z</StartTime>
  <EndTime>2014-07-22T09:15:00Z</EndTime>
  <SctpAssociationStats>
    <MRA>mra</MRA>
  </SctpAssociationStats>
</QueryOmStats>
</XmlInterfaceRequest>
```

### Response

The response to this request follows the **Statistics** > **SctpAssociationStats** tag defined in the XSDs.

The following is an example of the SctpAssociationStats tag:

```
<?xml version="1.0" encoding="UTF-8"?>
<Statistics>
  <SctpAssociationStats>
    <Sample>
      <StartTime>2014-07-22T09:45:00Z</StartTime>
      <EndTime>2014-07-22T10:00:00Z</EndTime>
      <MRA>mra</MRA>
      <IsComplete>true</IsComplete>
      <LocalAddrs>192.168.0.101,
192.168.0.102</LocalAddrs>
      <LocalAddrsPort>3868</LocalAddrsPort>
      <RemoteAddrs>192.168.0.103,192.168.0.104</RemoteAddrs>
      <RemoteAddrsPort>60000</RemoteAddrsPort>
      <SctpDataChunkSent>0</SctpDataChunkSent>
      <SctpDataChunkReceived>0</SctpDataChunkReceived>
      <SctpDataChunkReSent>0</SctpDataChunkReSent>
      <SctpCongestionDuration>0</SctpCongestionDuration>
      <NbrSctpCongestion>0</NbrSctpCongestion>
      <SctpUnavailableDuration>0</SctpUnavailableDuration>
      <NbrSctpUnavailable>0</NbrSctpUnavailable>
    </Sample>
  </SctpAssociationStats>
</Statistics>
```

**Note:** The following three conditions exist:

- Only "SctpDataChunkSent,SctpDataChunkReceived,SctpDataChunkReSent" items can be supported.
- If the SCTP association is established and then released within one interval , the statistics of the SCTP association will not be generated.

- Do not support DeltaCount="false" and AggregateTimeSamples="true."

## Peer Associate Statistics

The following examples show the request and response that are defined in the XSDs for the PeerAssociateStats tag.

### Request

This request follows the **QueryOmStats > PeerAssociateStats** tag defined in the XSDs.

The following is an example of a request for statistics for PeerAssociateStats tag:

```
<?xml version="1.0" encoding="UTF-8"?>
<QueryOmStats>
  <StartTime>2014-02-18T00:45:00Z</StartTime>
  <EndTime>2014-02-18T01:00:00Z</EndTime>
  < PeerAssociateStats >
  </ PeerAssociateStats >
</QueryOmStats>
</XmlInterfaceRequest>
```

### Response

The response to this request follows the **Statistics > PeerAssociateStats** tag defined in the XSDs.

The following is an example of the PeerAssociateStats tag:

```
<?xml version="1.0" encoding="UTF-8"?>
<Statistics>
  <ReplicationStats>
    <Sample>
      <StartTime>2014-02-18T00:45:00Z</StartTime>
      <EndTime>2014-02-18T01:00:00Z</EndTime>
      <MRA>fwang-32-112-mra</MRA>
      <IsComplete>>true</IsComplete>
      <LocalAddrs>fe80:0:0:0:5054:ff:fe1d:7630,0:0:0:0:0:0:1,127.0.0.1,
fe80:0:0:0:5054:ff:fe4d:5ae1,10.60.32.81,10.60.32.80</LocalAddrs>
      <LocalAddrsPort>3456</LocalAddrsPort >
      <RemoteAddrs> 10.60.32.80,10.60.32.81,0:0:0:0:0:0:1,127.0.0.1,
fe80:0:0:0:5054:ff:fe4d:5ae1,fe80:0:0:0:5054:ff:fe1d:7630</RemoteAddrs >
      <RemoteAddrsAddr>57440</RemoteAddrsAddr>
      < SctpDataChunkSent >0</ SctpDataChunkSent >
      < SctpDataChunkReceived >0</ SctpDataChunkReceived >
      < SctpDataChunkReSent >0</ SctpDataChunkReSent >
      < SctpCongestionDuration >0</ SctpCongestionDuration >
      < NbrSctpCongestion >0</ NbrSctpCongestion >
      < SctpUnavailableDuration >0</ SctpUnavailableDuration >
      < NbrSctpUnavailable >0</ NbrSctpUnavailable >
    </Sample>
  </ReplicationStats>
</Statistics>
```

## Message Error Statistics for Gx

The following examples show the request and response that are defined in the XSDs for the MessageErrorStats tag.

### Request

This request follows the **QueryOmStats** > **MessageErrorStats** tag defined in the XSDs.

The following is an example of a request for statistics for MessageErrorStats tag:

```
<?xml version="1.0" encoding="UTF-8"?>
  <XmlInterfaceRequest>
    <QueryOmStats DeltaCount="true">
      <StartTime>2014-12-18T03:30:00Z</StartTime>
      <EndTime>2014-12-18T03:45:00Z</EndTime>
      <MessageErrorStats></MessageErrorStats>
    </QueryOmStats>
  </XmlInterfaceRequest>
```

### Response

The response to this request follows the **Statistics** > **PeerErrorStats** tag defined in the XSDs.

The following is an example of the MessageErrorStats tag:

```
<?xml version="1.0" encoding="UTF-8"?>
<Statistics>
  <MessageErrorStats>
    <Sample>
      <StartTime>2014-12-18T03:30:00Z</StartTime>
      <EndTime>2014-12-18T03:45:00Z</EndTime>
      <PolicyServer>MPE </PolicyServer>
      <IsComplete>true</IsComplete>
      <Name>mra.company.com</Name>
      <NeId/>
      <MessageCommand>AAA</MessageCommand>
      <MessageErrorName>DIAMETER_ETC_FAIL_REASON</MessageErrorName>
      <MessageErrorCode>-1</MessageErrorCode>
      <MessagesErrorInCount>0</MessagesErrorInCount>
      <MessagesErrorOutCount>0</MessagesErrorOutCount>
    </Sample>
    <Sample>
      <StartTime>2014-12-18T03:30:00Z</StartTime>
      <EndTime>2014-12-18T03:45:00Z</EndTime>
      <MRA>MRA</MRA>
      <IsComplete>true</IsComplete>
      <Name>PGW-1</Name>
      <NeId/>
      <MessageCommand>AAA</MessageCommand>
      <MessageErrorName>DIAMETER_ETC_FAIL_REASON</MessageErrorName>
      <MessageErrorCode>-1</MessageErrorCode>
      <MessagesErrorInCount>0</MessagesErrorInCount>
      <MessagesErrorOutCount>0</MessagesErrorOutCount>
    </Sample>
  </MessageErrorStats>
</Statistics>
```

## SDR/SDA Message Processing Stats

The following examples show the request and response that are defined in the XSDs for the MessageProcessingStats tag.

### Request

This request follows the **QueryOmStats** > **MessageProcessingStats** tag defined in the XSDs.

The following is an example of a request for statistics for MessageProcessingStats tag:

```
<?xml version="1.0" encoding="UTF-8"?>
  <XmlInterfaceRequest>
    <QueryOmStats ValidateResonseXML='true'>
      <StartTime>2015-02-10T06:00:00</StartTime>
      <EndTime>2015-02-16T23:15:00</EndTime>
      <DiameterVzrStats>
        <PolicyServer>mpe232-32</PolicyServer>
      </DiameterVzrStats>
    </QueryOmStats>
  </XmlInterfaceRequest>
```

### Response

The response to this request follows the **Statistics** > **PeerProcessingStats** tag defined in the XSDs.

The following is an example of the MessageProcessingStats tag:

```
<?xml version="1.0" encoding="UTF-8"?>
  <Statistics>
    <DiameterVzrStats>
      <Sample>
        <StartTime>2015-02-12T15:30:00Z</StartTime>
        <EndTime>2015-02-12T16:00:00Z</EndTime>
        <PolicyServer>mpe232-32</PolicyServer>
        <IsComplete>>false</IsComplete>
        <CurrentConnectionsCount>0</CurrentConnectionsCount>
        <MessagesInCount>0</MessagesInCount>
        <MessagesOutCount>0</MessagesOutCount>
        <SDRMessagesSentCount>1</SDRMessagesSentCount>
        <SDRMessagesTimeoutCount>0</SDRMessagesTimeoutCount>
        <SDASuccessMessagesReceivedCount>1</SDASuccessMessagesReceivedCount>
        <SDAFailureMessagesReceivedCount>0</SDAFailureMessagesReceivedCount>
      </Sample>
    </DiameterVzrStats>
  </Statistics>
```



# Part IV

## Cable Mode

---

### Topics:

- [Topology Interface for Cable Mode.....218](#)
- [Subscriber Interface for Cable Mode.....228](#)
- [Operational Measurement Requests for Cable Mode.....237](#)

This section is dedicated to the using the the OSSI XML interface specifically for the cable mode.

The interface itself is divided into the following areas:

- Topology Interface — allows cable users to manage and query network elements in the system.
- Subscriber Interface — allows cable users to manage and query subscriber accounts and tiers.
- Operational Measurements (OM) Interface — allows cable users to retrieve statistical data from the system.

Each of these interfaces is described in detail in later chapters in this part of the document.

# Chapter 1

## Topology Interface for Cable Mode

---

### Topics:

- [Network Elements.....219](#)

The Topology Interface allows cable users to manage and query network elements within the system.

## Network Elements

A network element represents a node in the network (cable or wireless), such as a router, CMTS, PDSN, B-RAS, and so on. The network elements can be organized into logical groups that subdivide the network space. Network elements have the following attributes that can be requested.

**Note:** Depending on your system configuration, not all attributes may be present.

**Note:** The same attributes are also used in the Update Network Element operation.

- Capability: The numerical identity of network element capability type. For example:
  - TDF-Solicit
  - Time-Tariff (PGW,DPI)
  - Usage-Report-26(GGSN,PGW,SWG,DPI)
- SctpEnabled: Whether the Network Element supports diameter over SCTP.
- InitiateDirectConnection: The diameter connection port of the TDF element network.
- TdfPort: The diameter connection port of the TDF element network.
- ReconnectDelay: The delay period after diameter connection fails. The unit is in seconds.
- WatchDogInterval: The time interval of the watch dog monitor.
- ResponseTimeout: The time period before there is a connection response timeout.

The following sections describe the available network tags.

### Add a Network Element in Cable

The following examples show the request and response that are defined in the XSDs for the AddNetworkElement tag.

#### Request

This request follows the AddNetworkElement tag defined in the XSDs.

The following example creates a new Network Element to represent a router in the network. It also creates a group, and puts the router in that group.

The router contains the following attributes:

- Name (unique identifier) – Router 23
- Description – Core router for the north east
- HostName (IP address or DNS hostname) – 12.1.1.1
- NeID (another unique identifier) – 112222
- Capacity (aggregate capacity in bps) – 456000

The group contains the following attributes:

- Name – NE Group 1
- Description – All core routers

```
<?xml version="1.0" encoding="UTF-8" ?>
<XmlInterfaceRequest>
```

```

<AddNetworkElement>
  <NetworkElement>
    <Name>Router 23</Name>
    <Description>Core router for the north east</Description>
    <HostName>12.1.1.1</HostName>
    <NeId>112222</NeId>
    <NetworkElementType>Router</NetworkElementType>
    <NeSubType></NeSubType>
    <Capacity>456000</Capacity>
  </NetworkElement>
  <NetworkElementGroup>
    <Name>NE Group 1</Name>
    <Description>All core routers</Description>
    <RootGroup>>true</RootGroup>
    <ElementRef>
      <Name>router 23</Name>
      <SubGroup>>false</SubGroup>
    </ElementRef>
  </NetworkElementGroup>
</AddNetworkElement>
</XmlInterfaceRequest>

```

### Response

The response to this request follows the generic Response tag defined in the XSDs.

The example XML response that follows represents a successful operation that creates a new network element and/or groups:

```

<?xml version="1.0" ?>
<Response>
  <Result>0</Result>
  <Command type="XmlInterfaceResponse">
    <Success count="2">Successfully imported 1 network elements.
    Successfully imported 1 group.</Success>
    <Failure count="0"></Failure>
  </Command>
</Response>

```

The example XML response that follows represents an operation that includes both a success and a failure (for example, an attempt to update a group's description field (success), and add an unknown network element "router 24" to the group "NE Group 1" (failed)).

```

<?xml version="1.0" ?>
<Response>
  <Result>0</Result>
  <Command type="XmlInterfaceResponse">
    <Success count="1">Successfully updated 1 groups.</Success>
    <Failure count="1">Failed to update 1 groups. Network Element Group
update returned an error attempting to add the following: router 24
Group NE Group 1</Failure>
  </Command>
</Response>

```

## Update a Network Element in Cable

The following examples show the request and response that are defined in the XSDs for the UpdateNetworkElement tag.

**Note:** For a list of all the attributes that can be associated with a Network Element see: .

### Request

This request follows the UpdateNetworkElement tag defined in the XSDs.

The following example changes the capacity attribute of the network element named "Router 23" to the new value: 4567000.

```
<?xml version="1.0" encoding="UTF-8" ?>
<XmlInterfaceRequest>
  <UpdateNetworkElement>
    <NetworkElement>
      <Name>Router 23</Name>
      <Capacity>4567000</Capacity>
    </NetworkElement>
  </UpdateNetworkElement>
</XmlInterfaceRequest>
```

### Response

The response to this request follows the generic Response tag defined in the XSDs.

```
<?xml version="1.0" ?>
<Response>
  <Result>0</Result>
  <Command type="XmlInterfaceResponse">
    <Success count="1">Successfully updated 1 network elements.</Success>
    <Failure count="0"></Failure>
  </Command>
</Response>
```

## Delete Request for Update Network Element in Cable

The following examples show the delete request and response that are defined in the XSDs for the UpdateNetworkElement tag.

### Request

This delete request follows the UpdateNetworkElement tag defined in the XSDs.

The following example is a request for the ManualSubnet operation to delete a network element.

```
<?xml version="1.0" encoding="UTF-8" standalone="yes"?>
<XmlInterfaceRequest>
  <UpdateNetworkElement>
    <NetworkElement>
      <Name>cmts17o</Name>
      <Description></Description>
      <HostName>10.60.25.170</HostName>
      <BackupHostName></BackupHostName>
```

```

    <NetworkElementType>CMTS</NetworkElementType>
    <NeSubType>None</NeSubType>
    <Managed>true</Managed>
    <PcmmPort>3918</PcmmPort>
    <DqosPort>0</DqosPort>
    <ReadCommunity></ReadCommunity>
    <Capacity>0</Capacity>
    <X>0</X>
    <Y>0</Y>
    <ManualSubnet operation="delete">
      <IpAddress>1.1.1.0</IpAddress>
      <Mask>24</Mask>
    </NetworkElement>
  </UpdateNetworkElement>
</XmlInterfaceRequest>

```

### Response

The response to this request follows the generic Response tag defined in the XSDs.

```

<?xml version="1.0" ?>
<Response>
  <Result>0</Result>
  <Command type="XmlInterfaceResponse">
    <Success count="1">Successfully updated 1 network elements.</Success>
    <Failure count="0"></Failure>
  </Command>
</Response>

```

## Add Network Element to Group

**Note:** This query is not available to Policy servers in NW-CMP mode.

The following example shows the request and response that is defined in the XSDs for the AddNetworkElementToGroup tag.

### Request

This request follows the AddNetworkElementToGroup tag defined in the XSDs.

The following example shows the XML command to add three network elements (Router 2, Router 34, and Router 131) to a group (Group 1).

```

<?xml version="1.0" encoding="UTF-8" ?>
<XmlInterfaceRequest>
  <AddNetworkElementToGroup>
    <GroupName>Group 1</GroupName>
    <Name>Router 2</Name>
    <Name>Router 34</Name>
    <Name>Router 131</Name>
  </AddNetworkElementToGroup>
</XmlInterfaceRequest>

```

### Response

The response to this request follows the generic Response tag defined in the XSDs.

```
<?xml version="1.0" ?>
<Response>
  <Result>0</Result>
  <Command type="XmlInterfaceResponse">
    <Success count="3">Added 3 elements to a group.</Success>
    <Failure count="0"></Failure>
  </Command>
</Response>
```

## Remove Network Element from Group

**Note:** This query is not available to Policy servers in NW-CMP mode.

The following example shows the request and response that is defined in the XSDs for the RemoveNetworkElementFromGroup tag.

### Request

This request follows the RemoveNetworkElementFromGroup tag defined in the XSDs.

The following example shows the XML command to remove two network elements (Router 34 and Router 131) from a group (Group 1).

```
<?xml version="1.0" encoding="UTF-8" ?>
<XmlInterfaceRequest>
  <RemoveNetworkElementFromGroup>
    <GroupName>Group 1</GroupName>
    <Name>Router 34</Name>
    <Name>Router 131</Name>
  </RemoveNetworkElementFromGroup>
</XmlInterfaceRequest>
```

### Response

The response to this request follows the generic Response tag defined in the XSDs.

```
<?xml version="1.0" ?>
<Response>
  <Result>0</Result>
  <Command type="XmlInterfaceResponse">
    <Success count="2">Removed 2 elements from group.</Success>
    <Failure count="0"></Failure>
  </Command>
</Response>
```

## Delete Network Element

**Note:** This query is not available to Policy servers in NW-CMP mode.

The following example shows the request and response that is defined in the XSDs for the DeleteNetworkElement tag.

### Request

This request follows the DeleteNetworkElement tag defined in the XSDs.

The following example shows the XML command to delete two network elements (Node 1 and Node 2).

```
<?xml version="1.0" encoding="UTF-8" ?>
<XmlInterfaceRequest>
  <DeleteNetworkElement>
    <Name>Node1</Name>
    <Name>Node2</Name>
  </DeleteNetworkElement>
</XmlInterfaceRequest>
```

### Response

The response to this request follows the generic Response tag defined in the XSDs.

```
<?xml version="1.0" ?>
<Response>
  <Result>0</Result>
  <Command type="XmlInterfaceResponse">
    <Success count="2">Deleted 2 elements.</Success>
    <Failure count="0"></Failure>
  </Command>
</Response>
```

## Delete Network Element Group

**Note:** This query is not available to Policy servers in NW-CMP mode.

The following example shows the request and response that is defined in the XSDs for the DeleteNetworkElementGroup tag.

### Request

This request follows the DeleteNetworkElementGroup tag defined in the XSDs.

The following example shows the XML command to delete two network element groups (Group 1 and Group 2).

```
<?xml version="1.0" encoding="UTF-8" ?>
<XmlInterfaceRequest>
  <DeleteNetworkElementGroup>
    <Name>Group 1</Name>
    <Name>Group 2</Name>
  </DeleteNetworkElementGroup>
</XmlInterfaceRequest>
```

### Response

The response to this request follows the generic Response tag defined in the XSDs.

```
<?xml version="1.0" ?>
<Response>
  <Result>0</Result>
```



```

<Command type="XmlInterfaceResponse">
  <Success count="2">Deleted 2 network element groups.</Success>
  <Failure count="0"></Failure>
</Command>
</Response>

```

## Query Network Elements

**Note:** This query is not available to Policy servers in S-CMP mode.

The following examples show the requests and responses that are defined in the XSDs for the QueryNetworkElement tag.

### Request

This request follows the QueryNetworkElement tag defined in the XSDs.

Example 1 — XML for querying multiple network elements by name.

```

<?xml version="1.0" encoding="UTF-8" ?>
<XmlInterfaceRequest>
  <QueryNetworkElement>
    <Name>NE A</Name>
    <Name>NE B</Name>
  </QueryNetworkElement>
</XmlInterfaceRequest>

```

Example 2 — XML for querying all network elements and groups.

```

<?xml version="1.0" encoding="UTF-8" ?>
<XmlInterfaceRequest>
  <QueryNetworkElement>
  </QueryNetworkElement>
</XmlInterfaceRequest>

```

### Response

The response to this request follows the **ConfigurationData > NetworkElement** tag defined in the XSDs.

```

<ConfigurationData version="2.1.6">
  <NetworkElement>
    <Name>vod-1</Name>
    <Description/>
    <HostName/>
    <BackupHostName/>
    <NeId>vod-1</NeId>
    <NetworkElementType>Server</NetworkElementType>
    <NeSubType>None</NeSubType>
    <Capacity>0</Capacity>
    <X>0</X>
    <Y>0</Y>
    <ManualSubnet>
      <IpAddress>88.0.0.0</IpAddress>
      <Mask>8</Mask>
    </ManualSubnet>
  </NetworkElement>
</ConfigurationData>

```

```

</NetworkElement>
<NetworkElement>
  <Name>erx-1</Name>
  <Description/>
  <HostName/>
  <BackupHostName/>
  <NeId>erx-1</NeId>
  <NetworkElementType>B-RAS</NetworkElementType>
  <NeSubType>ERX</NeSubType>
  <Capacity>0</Capacity>
  <X>0</X>
  <Y>0</Y>
  <ManualSubnet>
    <IpAddress>1.0.0.0</IpAddress>
    <Mask>8</Mask>
  </ManualSubnet>
  <NEInterface>
    <Name>8/0</Name>
    <Description/>
    <Capacity>0</Capacity>
  </NEInterface>
</NetworkElement>
<NetworkElement>
  <Name>router-1</Name>
  <Description/>
  <HostName/>
  <BackupHostName/>
  <NeId>router-1</NeId>
  <NetworkElementType>Router</NetworkElementType>
  <NeSubType>None</NeSubType>
  <Capacity>0</Capacity>
  <X>0</X>
  <Y>0</Y>
</NetworkElement>
<NetworkElement>
  <Name>router-2</Name>
  <Description/>
  <HostName/>
  <BackupHostName/>
  <NeId>router-2</NeId>
  <NetworkElementType>Router</NetworkElementType>
  <NeSubType>None</NeSubType>
  <Capacity>0</Capacity>
  <X>0</X>
  <Y>0</Y>
</NetworkElement>
<NetworkElement>
  <Name>mx-1</Name>
  <Description/>
  <HostName>10.60.100.101</HostName>
  <BackupHostName/>
  <NeId/>
  <NetworkElementType>Wireline Gateway</NetworkElementType>
  <NeSubType>MX Series</NeSubType>
  <Capacity>0</Capacity>
  <X>0</X>
  <Y>0</Y>
  <DiameterRealm>juniper.com</DiameterRealm>
  <ManualSubnet>
    <IpAddress>11.0.0.0</IpAddress>
    <Mask>8</Mask>
  </ManualSubnet>
  <Nediameterid>
  <NediameteridStr>mx.juniper.com</NediameteridStr>

```

```
</Nediameterid>  
</NetworkElement>  
</ConfigurationData>
```

# Chapter 2

## Subscriber Interface for Cable Mode

---

### Topics:

- [Accounts.....229](#)
- [Tiers.....233](#)

The Subscriber Interface allows cable users to manage and query the subscriber accounts and tiers.

## Accounts

An account represents a billable entity that contains the individual users.

The Subscriber Interface consists of the following Account management requests:

- *Add Account*: Allows users to add and update subscriber accounts within their system. If an account already exists with the given identifier (Account ID), then this is considered an update and the new account replaces the existing one. All relationships between that account and other objects in the system (for example, tiers) are maintained.
- *Update Account*: Allows users to update accounts in their system. If no object exists with the given identifier (Account ID), then this is a failure condition and the object is not saved.
- *Delete Account*: Allows users to delete an account.
- *Query Account*: Allows users to query a specific account or list of accounts, returning their configured attributes.

## Overview

The Subscriber Interface consists of the following requests:

- Accounts — An account represents a billable entity that contains the individual users.
  - *Add Account*: Allows users to add and update subscriber accounts within their system. If an account already exists with the given identifier (Account ID), then this is considered an update and the new account replaces the existing one. All relationships between that account and other objects in the system (for example, tiers) are maintained.
  - *Update Account*: Allows users to update accounts in their system. If no object exists with the given identifier (Account ID), then this is a failure condition and the object is not saved.
  - *Delete Account*: Allows users to delete an account.
  - *Query Account*: Allows users to query a specific account or list of accounts, returning their configured attributes.
- Tiers — A tier represents a class of service or a logical grouping of subscriber accounts.
  - *Add Tier*: Allows users to add new tiers to their system. If a tier already exists with the given identifier (Name), then this is considered an update and the new tier replaces the existing one. All relationships between that tier and other objects in the system (for example, accounts) are maintained.
  - *Update Tier*: Allows users to update tiers within their system. If no object exists with the given identifier (Name), then this is a failure condition and the object is not saved.
  - *Delete Tier*: Allows users to delete a tier.
  - *Query Tier*: Allows users to query a specific tier or list of tiers, returning their configured attributes.

## Add Account

The following examples show the request and response that are defined in the XSDs for the AddAccount tag.

## Request

This request follows the AddAccount tag defined in the XSDs.

The following example creates an account with the following attributes:

- Account ID — 000123
- Association — to a network element named: Node1
- One user in this account, with the following attributes:
  - User ID — bill\_smith@company.com
- One cable modem in this account, with the following attributes:
  - MAC address — 10:10:10:10:10:11
  - IP address — 30.0.0.3
  - Two CPEs behind this cable modem: 10.0.0.3, 20.0.0.3
- Association to a tier named: Premium

```
<?xml version="1.0" encoding="UTF-8" ?>
<XmlInterfaceRequest>
<AddAccount>
  <Account>
    <AccountId>000123</AccountId>
    <NetworkElementName>Node1</NetworkElementName>
    <EndUser>
      <EndUserId>john_smith@company.com</EndUserId>
    </EndUser>
    <CableModem>
      <CmMacAddr>10:10:10:10:10:11</CmMacAddr>
      <CmIpAddr>30.0.0.3</CmIpAddr>
      <Cpe>
        <CpeIpAddr>10.0.0.3</CpeIpAddr>
      </Cpe>
      <Cpe>
        <CpeIpAddr>20.0.0.3</CpeIpAddr>
      </Cpe>
    </CableModem>
    <TierRef>
      <Name>Premium</Name>
    </TierRef>
  </Account>
</AddAccount>
</XmlInterfaceRequest>
```

## Response

The response to this request follows the generic Response tag defined in the XSDs.

```
<?xml version="1.0" ?>
<Response>
  <Result>0</Result>
  <Command type="XmlInterfaceResponse" >
    <Success count="1">Successfully imported 1 accounts.</Success>
    <Failure count="0"></Failure>
  </Command>
</Response>
```

## Update Account

The following examples show the request and response that are defined in the XSDs for the UpdateAccount tag.

### Request

This request follows the UpdateAccount tag defined in the XSDs.

The following example updates the account identified by ID 000123 to add a new user with ID jane\_doe@company.com.

```
<?xml version="1.0" encoding="UTF-8" ?>
<XmlInterfaceRequest>
  <UpdateAccount>
    <Account>
      <AccountId>000123</AccountId>
      <EndUser operator="add">
        <EndUserId>jane_doe@company.com</EndUserId>
      </EndUser>
    </Account>
  </UpdateAccount>
</XmlInterfaceRequest>
```

### Response

The response to this request follows the generic Response tag defined in the XSDs.

```
<?xml version="1.0" ?>
<Response>
  <Result>0</Result>
  <Command type="XmlInterfaceResponse">
    <Success count="1">Successfully updated 1 accounts.</Success>
    <Failure count="0"></Failure>
  </Command>
</Response>
```

## Delete Account

The following examples show the request and response that are defined in the XSDs for the DeleteAccount tag.

### Request

This request follows the DeleteAccount tag defined in the XSDs.

The following example deletes two accounts: Account1 and Account2.

```
<?xml version="1.0" encoding="UTF-8" ?>
<XmlInterfaceRequest>
  <DeleteAccount>
    <AccountId>Account1</AccountId>
    <AccountId>Account2</AccountId>
  </DeleteAccount>
</XmlInterfaceRequest>
```

## Response

The response to this request follows the generic Response tag defined in the XSDs.

```
<?xml version="1.0" ?>
<Response>
  <Result>0</Result>
  <Command type="XmlInterfaceResponse">
    <Success count="2">Deleted 2 accounts.</Success>
    <Failure count="0"></Failure>
  </Command>
</Response>
```

## Query Account

The following examples show the request and response that are defined in the XSDs for the QueryAccount tag.

### Request

This request follows the QueryAccount tag defined in the XSDs.

The following example queries multiple accounts by account ID.

```
<?xml version="1.0" encoding="UTF-8" ?>
<XmlInterfaceRequest>
  <QueryAccount>
    <AccountId>000123</AccountId>
  </QueryAccount>
</XmlInterfaceRequest>
```

### Response

The response to this request follows the **ConfigurationData > Account** tag defined in the XSDs.

```
<?xml version="1.0" encoding="UTF-8" standalone="yes"?>
<ConfigurationData version="">
  <Account>
    <AccountId>000123</AccountId>
    <NetworkElementName>Node1</NetworkElementName>
    <EndUser>
      <EndUserId>john_smith@company.com</EndUserId>
    </EndUser>
    <CableModem>
      <CmMacAddr>10:10:10:10:10:11</CmMacAddr>
      <CmIpAddr>30.0.0.3</CmIpAddr>
      <UpServerIndex>0</UpServerIndex>
      <UpChannelIndex>0</UpChannelIndex>
      <DownServerIndex>0</DownServerIndex>
      <DownChannelIndex>0</DownChannelIndex>
      <DocsisVersion>0</DocsisVersion>
      <MaxFlows>0</MaxFlows>
      <MaxClassifiers>0</MaxClassifiers>
    <Cpe>
      <CpeMacAddr>00:00:00:00:00:00</CpeMacAddr>
      <CpeIpAddr>10.0.0.3</CpeIpAddr>
    </Cpe>
  </Account>
</ConfigurationData>
```



```

        <Cpe>
          <CpeMacAddr>00:00:00:00:00:00</CpeMacAddr>
          <CpeIpAddr>20.0.0.3</CpeIpAddr>
        </Cpe>
      </CableModem>
    <TierRef>
      <Name>Premium</Name>
    </TierRef>
  </Account>
</ConfigurationData>

```

## Tiers

A tier represents a class of service or a logical grouping of subscriber accounts.

The Subscriber Interface consists of the following Tiers management requests:

- *Add Tier* — Allows users to add new tiers to their system. If a tier already exists with the given identifier (Name), then this is considered an update and the new tier replaces the existing one. All relationships between that tier and other objects in the system (for example, accounts) are maintained.
- *Update Tier* — Allows users to update tiers within their system. If no object exists with the given identifier (Name), then this is a failure condition and the object is not saved.
- *Delete Tier* — Allows users to delete a tier.
- *Query Tier* — Allows users to query a specific tier or list of tiers, returning their configured attributes.

## Add Tier

The following examples show the request and response that are defined in the XSDs for the AddTier tag.

Request

This request follows the AddTier tag defined in the XSDs.

The following example creates two tiers:

- Tier1: Upstream bandwidth limit: 1 Mbps
- Tier2: Upstream bandwidth limit: 2 Mbps

```

<?xml version="1.0" encoding="UTF-8" ?>
<XmlInterfaceRequest>
  <AddTier>
    <Tier>
      <Name>Tier1</Name>
      <Description/>
      <ResourceLimit>
        <ResourceType>0</ResourceType>
        <Direction>1</Direction>
        <LimitValue>1000000</LimitValue>
      </ResourceLimit>
    </Tier>
    <Tier>

```

```

    <Name>Tier2</Name>
    <Description/>
    <ResourceLimit>
      <ResourceType>0</ResourceType>
      <Direction>1</Direction>
      <LimitValue>2000000</LimitValue>
    </ResourceLimit>
  </Tier>
</AddTier>
</XmlInterfaceRequest>

```

### Response

The response to this request follows the generic Response tag defined in the XSDs.

```

<?xml version="1.0" ?>
<Response>
  <Result>0</Result>
  <Command type="XmlInterfaceResponse">
    <Success count="2">Successfully imported 2 tiers.</Success>
    <Failure count="0"></Failure>
  </Command>
</Response>

```

## Update Tier

The following examples show the request and response that are defined in the XSDs for the UpdateTier tag.

### Request

This request follows the UpdateTier tag defined in the XSDs.

The following example updates the tier named Tier1 to change the upstream bandwidth limit to 555000 bps.

```

<?xml version="1.0" encoding="UTF-8" ?>
<XmlInterfaceRequest>
  <UpdateTier>
    <Tier>
      <Name>Tier1</Name>
      <ResourceLimit>
        <ResourceType>0</ResourceType>
        <Direction>1</Direction>
        <LimitValue>555000</LimitValue>
      </ResourceLimit>
    </Tier>
  </UpdateTier>
</XmlInterfaceRequest>

```

### Response

The response to this request follows the generic Response tag defined in the XSDs.

```

<?xml version="1.0" ?>
<Response>

```

```

<Result>0</Result>
<Command type="XmlInterfaceResponse">
  <Success count="1">Successfully updated 1 tier.</Success>
  <Failure count="0"></Failure>
</Command>
</Response>

```

## Delete Tier

The following examples show the request and response that are defined in the XSDs for the DeleteTier tag.

### Request

This request follows the DeleteTier tag defined in the XSDs.

```

<?xml version="1.0" encoding="UTF-8" ?>
<XmlInterfaceRequest>
  <DeleteTier>
    <Name>Tier1</Name>
    <Name>Tier2</Name>
  </DeleteTier>
</XmlInterfaceRequest>

```

### Response

The response to this request follows the generic Response tag defined in the XSDs.

```

<?xml version="1.0" ?>
<Response>
  <Result>0</Result>
  <Command type="XmlInterfaceResponse">
    <Success count="2">Deleted 2 Tiers.</Success>
    <Failure count="0"></Failure>
  </Command>
</Response>

```

## Query Tier

The following examples show the request and response that are defined in the XSDs for the QueryTier tag.

### Request

This request follows the QueryTier tag defined in the XSDs.

```

<?xml version="1.0" encoding="UTF-8" ?>
<XmlInterfaceRequest>
  <QueryTier>
    <Name>Tier Gold</Name>
    <Name>Tier Bronze</Name>
  </QueryTier>
</XmlInterfaceRequest>

```

## Response

The response to this request follows the **ConfigurationData > Tier** tag defined in the XSDs.

```
<?xml version="1.0" encoding="UTF-8" standalone="yes"?>
<ConfigurationData version="3.0.0">
  <Tier>
    <Name>Tier Gold</Name>
    <Description/>
    <ResourceLimit>
      <ResourceType>0</ResourceType>
      <Direction>1</Direction>
      <LimitValue>9000000</LimitValue>
    </ResourceLimit>
  </Tier>
  <Tier>
    <Name>Tier Bronze</Name>
    <Description/>
    <ResourceLimit>
      <ResourceType>0</ResourceType>
      <Direction>1</Direction>
      <LimitValue>1000000</LimitValue>
    </ResourceLimit>
  </Tier>
</ConfigurationData>
```

## Operational Measurement Requests for Cable Mode

---

**Topics:**

- *Operational Measurements Requests Overview for Cable Mode.....238*
- *Topology Update Statistics.....238*
- *Subscriber Update Statistics.....239*
- *Policy Server Statistics.....240*
- *Reserve Commit Statistics.....241*
- *Gate Statistics.....242*
- *Latency Statistics.....243*
- *Mgpi Statistics.....253*
- *Policy Statistics.....254*
- *Diameter Operational Measurements Requests for Cable Mode.....255*
- *PCMM BoD and CMTS Operational Measurements.....261*
- *PCMM Connection Error Statistics.....273*
- *BoD Interface Operational Measurements.....279*
- *CMTS Re-discovery Operational Measurement Requests.....282*
- *DQos Operational Measurements Requests.....285*
- *Traffic Profile Statistics.....288*
- *Protocol Error Statistics.....289*
- *PCMM Connection Error Statistics.....294*
- *MPE/BOD Replication Statistics.....299*
- *Field Mapping Profile Queries.....300*

This chapter defines the various Operational Measurements (OM) groups and the individual OM statistics that comprise them. For several of the more generic statistics, for example, the instrumentation on the Multimedia Policy Engine (MPE) can differ by protocol, and therefore specific statistics may increment differently across those protocols.

## Operational Measurements Requests Overview for Cable Mode

The OM interface consists of the following requests, grouped by category:

- OSSI XML interface statistics
  - *Topology Update Statistics*: retrieves statistics on all updates made through the Topology Interface.
  - *Subscriber Update Statistics*: retrieves statistics on all updates made through the Subscriber Interface.
  - *Policy Server Statistics*: retrieves statistics on each policy server in the system, including the associated subscribers and network elements.
- Protocol-specific statistics
  - *Message Processing Statistics*: retrieves statistics on session events.
  - *Reserve Commit Statistics*: retrieves statistics on reserve and commit requests specific to the SPC DQoS protocol.
  - *Latency Statistics*: retrieves latency statistics information for incoming and outgoing messages tracked per network element, MPE.
  - *Gate Statistics*: retrieves statistics on gate functioning.
  - *Mgpi Statistics* (Mgpi): retrieves statistics on an MPE device over a Diameter-based Rx interface.
  - *Policy Statistics*: retrieves statistics on policy servers and execution frequency and duration.
  - *Diameter Application Function Statistics*: retrieves statistics on Diameter Application Functions.
  - *PCMM CMTS Statistics*: retrieves statistics on DQos and DQos Network statistics.
  - *Protocol Error Statistics*: retrieves statistics from Diameter Application Functions (AF).
  - *PCMM Connection Error Statistics*: retrieves statistics from Diameter Application Functions (AF).
  - *Diameter Event Trigger Statistics*: retrieves related event trigger statistics used for tracking activity.
  - *Traffic Profile Statistics*: retrieves traffic profile statistics which counters the number of times a PCRF attempts to install, remove, or fails.

## Topology Update Statistics

The following examples show the request and response that are defined in the XSDs for the TopologyUpdateStats tag.

Request

This request follows the **QueryOmStats > TopologyUpdateStats** tag defined in the XSDs.

The following is an example of a request for a topology update:

```
<?xml version="1.0" encoding="UTF-8" ?>
<QueryOmStats>
  <StartTime>2006-10-26T14:30:00Z</StartTime>
  <EndTime>2006-10-26T14:40:00Z</EndTime>
  <TopologyUpdateStats></TopologyUpdateStats>
</QueryOmStats>
```

## Response

The response to this request follows the **Statistics > TopologyUpdateStats** tag defined in the XSDs.

Individual statistics are defined as follows:

- **TopologyUpdateCount**: The number of topology changes made in the Configuration Management Platform (CMP) that resulted in changes to an MPE. Topology data includes Network Elements, Paths, Interfaces, and Links. Changes to this data can occur through either the CMP Graphical User Interface (GUI) or the XML interface. The counter increments for each MPE that updates as a result of the change. For example, when a user updates a Network Element, the topology update counter increments for each MPE that the Network Element is associated with.

Batch changes are treated as a single update to an MPE. An OSSI XML interface update may be made across multiple elements but all of those changes are pushed at one time to the MPE. This is treated as a single topology change with regard to the counter.

- **TopologyUpdateFailCount**: The number of topology changes made in the CMP that fail to update an associated MPE. For example, if an MPE is offline while a Network Element is changed, the fail counter will increment once for that failed MPE update.

The following is an example of the TopologyUpdateStats tag:

```
<?xml version="1.0" encoding="UTF-8" ?>
<Statistics>
  <TopologyUpdateStats>
    <Sample>
      <StartTime>2006-10-26T14:30:22Z</StartTime>
      <EndTime>2006-10-26T14:35:11Z</EndTime>
      <TopologyUpdateCount>942</TopologyUpdateCount>
      <TopologyUpdateFailCount>6</TopologyUpdateFailCount>
    </Sample>
  </TopologyUpdateStats>
</Statistics>
```

## Subscriber Update Statistics

The following examples show the request and response that are defined in the XSDs for the SubscriberUpdateStats tag.

## Request

This request follows the **QueryOmStats > SubscriberUpdateStats** tag defined in the XSDs.

The following is an example of a request for subscriber update statistics:

```
<?xml version="1.0" encoding="UTF-8" ?>
<QueryOmStats>
  <StartTime>2006-10-26T14:30:00Z</StartTime>
  <EndTime>2006-10-26T14:40:00Z</EndTime>
  <SubscriberUpdateStats></SubscriberUpdateStats>
</QueryOmStats>
```

## Response

The response to this request follows the **Statistics > SubscriberUpdateStats** tag defined in the XSDs.

Individual statistics are defined as follows:

- **SubscriberUpdateCount** — The number of subscriber changes made in the CMP that resulted in changes to an MPE. Subscriber data includes accounts and tiers. Changes to this data can occur through either the CMP GUI or the XML Interface. The counter is incremented for each MPE that updates as a result of the change. For example, when a user updates an account, the subscriber update counter increments for each MPE that the account is associated with.

Batch changes are treated as a single update to an MPE. An OSSI XML interface update may be made across multiple accounts but all of those changes are pushed at one time to the MPE. This is treated as a single subscriber change with regard to the counter.

- **SubscriberUpdateFailCount** — The number of subscriber changes made in the CMP that fail to update an associated MPE. For example, if an MPE is offline while an account is changed, the fail counter will increment once for that failed MPE update.

The following is an example of the **SubscriberUpdateStats** tag:

```
<?xml version="1.0" encoding="UTF-8" ?>
<Statistics>
  <SubscriberUpdateStats>
    <Sample>
      <StartTime>2006-10-26T14:30:22Z</StartTime>
      <EndTime>2006-10-26T14:35:11Z</EndTime>
      <SubscriberUpdateCount>942</SubscriberUpdateCount>
      <SubscriberUpdateFailCount>6</SubscriberUpdateFailCount>
    </Sample>
  </SubscriberUpdateStats>
</Statistics>
```

## Policy Server Statistics

The following examples show the request and response that are defined in the XSDs for the **PolicyServerStats** tag.

Request

This request follows the **QueryOmStats > PolicyServerStats** tag defined in the XSDs.

The following is an example of a request for a single policy server:

```
<?xml version="1.0" encoding="UTF-8" ?>
<QueryOmStats>
  <StartTime>2006-10-26T14:30:00Z</StartTime>
  <EndTime>2006-10-26T14:35:00Z</EndTime>
  <PolicyServerStats>
    <PolicyServer>Atlanta105</PolicyServer>
  </PolicyServerStats>
</QueryOmStats>
```



The following is an example of a request for all policy servers in the system:

```
<?xml version="1.0" encoding="UTF-8" ?>
<QueryOmStats>
  <StartTime>2006-10-26T14:30:00Z</StartTime>
  <EndTime>2006-10-26T14:40:00Z</EndTime>
  <PolicyServerStats></PolicyServerStats>
</QueryOmStats>
```

Response

The response to this request follows the **Statistics > PolicyServerStats** tag defined in the XSDs.

Individual statistics are defined as follows:

- **TotalNetworkElementCount** — The total (absolute) number of network elements associated with that MPE. The absolute value is the value taken at the **EndTime** of the reported sample.
- **TotalSubscriberCount** — The total (absolute) number of accounts associated with that MPE.

The following is an example of the **PolicyServerStats** tag:

```
<?xml version="1.0" encoding="UTF-8" ?>
<Statistics>
  <PolicyServerStats>
    <Sample>
      <StartTime>2006-10-26T14:30:22Z</StartTime>
      <EndTime>2006-10-26T14:35:11Z</EndTime>
      <PolicyServer>Atlanta105</PolicyServer>
      <IsComplete>true</IsComplete>
      <TotalNetworkElementCount>52</TotalNetworkElementCount>
      <TotalSubscriberCount>1000000</TotalSubscriberCount>
    </Sample>
  </PolicyServerStats>
</Statistics>
```

## Reserve Commit Statistics

The following examples show the request and response that are defined in the XSDs for the **ReserveCommitStats** tag.

Request

This request follows the **QueryOmStats > ReserveCommitStats** tag defined in the XSDs.

The following is an example of a request for all policy servers in the system:

```
<?xml version="1.0" encoding="UTF-8" ?>
<QueryOmStats>
  <StartTime>2007-10-26T14:30:00Z</StartTime>
  <EndTime>2007-10-26T14:40:00Z</EndTime>
  <ReserveCommitStats></ReserveCommitStats>
</QueryOmStats>
```

Response

The response to this request follows the **Statistics > ReserveCommitStats** tag defined in the XSDs.

Individual statistics are defined as follows:

- ReserveCount — Number of GateSet Reserve messages received.
- ReserveSuccessCount — Number of GateSet Reserve messages acknowledged.
- ReserveFailCount — Number of GateSet Reserve messages failed.
- ReserveErrorCount — Number of GateSet Reserve messages that were errors.
- CommitCount — Number of GateSet Commit messages received.
- CommitSuccessCount — Number of GateSet Commit messages acknowledged.
- CommitFailCount — Number of GateSet Commit messages failed.
- CommitErrorCount — Number of GateSet Commit messages that were errors.
- ReserveCommitCount — Number of GateSet Reserve+Commit messages received.
- ReserveCommitSuccessCount — Number of GateSet Reserve+Commit messages acknowledged.
- ReserveCommitFailCount — Number of GateSet Reserve+Commit messages failed.
- ReserveCommitErrorCount — Number of GateSet Reserve+Commit messages that were errors.

The following is an example XML response to a **ReserveCommitStats** tag request:

```
<?xml version="1.0" encoding="UTF-8"?>
<Statistics>
  <ReserveCommitStats>
    <Sample>
      <StartTime>2007-10-26T14:30:22Z</StartTime>
      <EndTime>2007-10-26T14:35:11Z</EndTime>
      <PolicyServer>Atlanta105</PolicyServer>
      <IsComplete>>true</IsComplete>
      <ReserveCount>100</ReserveCount>
      <ReserveSuccessCount>99</ReserveSuccessCount>
      <ReserveFailCount>1</ReserveFailCount>
      <ReserveErrorCount>0</ReserveErrorCount>
      <CommitCount>99</CommitCount>
      <CommitSuccessCount>99</CommitSuccessCount>
      <CommitFailCount>0</CommitFailCount>
      <CommitErrorCount>0</CommitErrorCount>
      <ReserveCommitCount>99</ReserveCommitCount>
      <ReserveCommitSuccessCount>99</ReserveCommitSuccessCount>
      <ReserveCommitFailCount>0</ReserveCommitFailCount>
      <ReserveCommitErrorCount>0</ReserveCommitErrorCount>
    </Sample>
  </ReserveCommitStats>
</Statistics>
```

## Gate Statistics

The following examples show the request and response that are defined in the XSDs for the GateStats tag.

### Request

This request follows the **QueryOmStats > GateStats** tag defined in the XSDs.

The following is an example of a request for all policy servers in the system:

```
<?xml version="1.0" encoding="UTF-8" ?>
<QueryOmStats>
  <StartTime>2007-10-26T14:30:00Z</StartTime>
  <EndTime>2007-10-26T14:40:00Z</EndTime>
  <GateStats></GateStats>
</QueryOmStats>
```

### Response

The response to this request follows the **Statistics > GateStats** tag defined in the XSDs.

- GateSetCount — Number of Gate Set messages processed.
- GateSetSuccessCount — Number of Gate Set Success messages processed.
- GateSetErrorCount — Number of Gate Set Error messages processed.
- GateStatusCount — Number of Gate Status messages processed.
- GateStatusSuccessCount — Number of Gate Status Success messages processed.
- GateStatusErrorCount — Number of Gate Status Error messages processed.
- GateDeleteCount — Number of Gate Delete messages processed.
- GateDeleteSuccessCount — Number of Gate Delete Success messages processed.
- GateDeleteErrorCount — Number of Gate Delete Error messages processed.

The following is an example XML response to a GateStats tag request:

```
<?xml version="1.0" encoding="UTF-8" ?>
<Statistics>
  <GateStats>
    <Sample>
      <StartTime>2007-10-26T14:30:22Z</StartTime>
      <EndTime>2007-10-26T14:35:11Z</EndTime>
      <PolicyServer>Atlanta105</PolicyServer>
      <IsComplete>>true</IsComplete>
      <GateSetCount>100</GateSetCount>
      <GateSetSuccessCount>100</GateSetSuccessCount>
      <GateSetErrorCount>0</GateSetErrorCount>
      <GateStatusCount>100</GateStatusCount>
      <GateStatusSuccessCount>100</GateStatusSuccessCount>
      <GateStatusErrorCount>0</GateStatusErrorCount>
      <GateDeleteCount>100</GateDeleteCount>
      <GateDeleteSuccessAckCount>100</GateDeleteSuccessCount>
      <GateDeleteErrorCount>0</GateDeleteErrorCount>
    </Sample>
  </GateStats>
</Statistics>
```

## Latency Statistics

The following examples show the request and response that are defined in the XSDs for the DiameterAfLatencyStats tag.

### Request

This request follows the **QueryOmStats > DiameterAfLatencyStats** tag defined in the XSDs.

The following is an example of a request for a single policy server:

```
<?xml version="1.0" encoding="UTF-8"?>
<XmlInterfaceRequest>
  <QueryOmStats>
    <StartTime>2001-12-31T12:00:00</StartTime>
    <EndTime>2001-12-31T12:15:00</EndTime>
    <DiameterAfLatencyStats>
      <PolicyServer>PolicyServer</PolicyServer>
    </DiameterAfLatencyStats>
  </QueryOmStats>
</XmlInterfaceRequest>
```

### Response

The response to this request follows the **Statistics > DiameterAfLatencyStats** tag defined in the XSDs.

The following is an example of a response for a single policy server:

```
<?xml version="1.0" encoding="UTF-8"?>
<Statistics>
  <DiameterAfLatencyStats>
    <Sample>
      <StartTime>2001-12-31T12:00:00</StartTime>
      <EndTime>2001-12-31T12:15:00</EndTime>
      <PolicyServer>PolicyServer</PolicyServer>
      <IsComplete>true</IsComplete>
      <CurrentConnectionsCount>0</CurrentConnectionsCount>
      <MaxTransactionInProcessingTime>0</MaxTransactionInProcessingTime>
      <AverageTransactionInProcessingTime>0</AverageTransactionInProcessingTime>

      <MaxTransactionOutProcessingTime>0</MaxTransactionOutProcessingTime>
      <AverageTransactionOutProcessingTime>0</AverageTransactionOutProcessingTime>

      <TransactionTime_In_0_20_Count>0</TransactionTime_In_0_20_Count>
      <TransactionTime_In_20_40_Count>0</TransactionTime_In_20_40_Count>
      <TransactionTime_In_40_60_Count>0</TransactionTime_In_40_60_Count>
      <TransactionTime_In_60_80_Count>0</TransactionTime_In_60_80_Count>
      <TransactionTime_In_80_100_Count>0</TransactionTime_In_80_100_Count>
      <TransactionTime_In_100_120_Count>0</TransactionTime_In_100_120_Count>
      <TransactionTime_In_120_140_Count>0</TransactionTime_In_120_140_Count>
      <TransactionTime_In_140_160_Count>0</TransactionTime_In_140_160_Count>
      <TransactionTime_In_160_180_Count>0</TransactionTime_In_160_180_Count>
      <TransactionTime_In_180_200_Count>0</TransactionTime_In_180_200_Count>
      <TransactionTime_In_gt_200_Count>0</TransactionTime_In_gt_200_Count>
      <TransactionTime_Out_20_40_Count>0</TransactionTime_Out_20_40_Count>
      <TransactionTime_Out_40_60_Count>0</TransactionTime_Out_40_60_Count>
      <TransactionTime_Out_60_80_Count>0</TransactionTime_Out_60_80_Count>
      <TransactionTime_Out_80_100_Count>0</TransactionTime_Out_80_100_Count>
      <TransactionTime_Out_100_120_Count>0</TransactionTime_Out_100_120_Count>

      <TransactionTime_Out_120_140_Count>0</TransactionTime_Out_120_140_Count>
      <TransactionTime_Out_140_160_Count>0</TransactionTime_Out_140_160_Count>
      <TransactionTime_Out_160_180_Count>0</TransactionTime_Out_160_180_Count>
      <TransactionTime_Out_180_200_Count>0</TransactionTime_Out_180_200_Count>
```

```

    <TransactionTime_Out_gt_200_Count>0</TransactionTime_Out_gt_200_Count>
  </Sample>
</DiameterAfLatencyStats>
</Statistics>

```

### Request

This request follows the **QueryOmStats > DiameterAfPeerLatencyStats** tag defined in the XSDs.

The following is an example of a request for a single policy server:

```

<?xml version="1.0" encoding="UTF-8"?>
<XmlInterfaceRequest>
  <QueryOmStats>
    <StartTime>2001-12-31T12:00:00</StartTime>
    <EndTime>2001-12-31T12:15:00</EndTime>
    <DiameterAfPeerLatencyStats>
      <Name>ApplicationName</Name>
    </DiameterAfPeerLatencyStats>
  </QueryOmStats>
</XmlInterfaceRequest>

```

### Response

The response to this request follows the **Statistics > DiameterAfPeerfLatencyStats** tag defined in the XSDs.

The following is an example of a response for a single policy server:

```

<?xml version="1.0" encoding="UTF-8"?>
<Statistics>
  <DiameterAfPeerfLatencyStats>
    <Sample>
      <StartTime>2001-12-31T12:00:00</StartTime>
      <EndTime>2001-12-31T12:15:00</EndTime>
      <PolicyServer>PolicyServer</PolicyServer>
      <IsComplete>true</IsComplete>
      <Name>ApplicationName</Name>
      <NeId>NeId</NeId>
      <NetworkElementType>NetworkElementType</NetworkElementType>
      <NetworkElementSubType>NetworkElementSubType</NetworkElementSubType>
      <ConnectAddress>10.60.4.56</ConnectAddress>
      <ConnectPort>3868</ConnectPort>
      <ConnectType>TCP</ConnectType>
      <MaxTransactionInProcessingTime>0</MaxTransactionInProcessingTime>
      <AverageTransactionInProcessingTime>0</AverageTransactionInProcessingTime>

      <MaxTransactionOutProcessingTime>0</MaxTransactionOutProcessingTime>
      <AverageTransactionOutProcessingTime>0</AverageTransactionOutProcessingTime>

      <TransactionTime_In_0_20_Count>0</TransactionTime_In_0_20_Count>
      <TransactionTime_In_20_40_Count>0</TransactionTime_In_20_40_Count>
      <TransactionTime_In_40_60_Count>0</TransactionTime_In_40_60_Count>
      <TransactionTime_In_60_80_Count>0</TransactionTime_In_60_80_Count>
      <TransactionTime_In_80_100_Count>0</TransactionTime_In_80_100_Count>
      <TransactionTime_In_100_120_Count>0</TransactionTime_In_100_120_Count>
      <TransactionTime_In_120_140_Count>0</TransactionTime_In_120_140_Count>
      <TransactionTime_In_140_160_Count>0</TransactionTime_In_140_160_Count>
      <TransactionTime_In_160_180_Count>0</TransactionTime_In_160_180_Count>
      <TransactionTime_In_180_200_Count>0</TransactionTime_In_180_200_Count>
      <TransactionTime_In_gt_200_Count>0</TransactionTime_In_gt_200_Count>
    </Sample>
  </DiameterAfPeerfLatencyStats>
</Statistics>

```

```

<TransactionTime_Out_0_20_Count>0</TransactionTime_Out_0_20_Count>
<TransactionTime_Out_20_40_Count>0</TransactionTime_Out_20_40_Count>
<TransactionTime_Out_40_60_Count>0</TransactionTime_Out_40_60_Count>
<TransactionTime_Out_60_80_Count>0</TransactionTime_Out_60_80_Count>
<TransactionTime_Out_80_100_Count>0</TransactionTime_Out_80_100_Count>
<TransactionTime_Out_100_120_Count>0</TransactionTime_Out_100_120_Count>

<TransactionTime_Out_120_140_Count>0</TransactionTime_Out_120_140_Count>
<TransactionTime_Out_140_160_Count>0</TransactionTime_Out_140_160_Count>

<TransactionTime_Out_160_180_Count>0</TransactionTime_Out_160_180_Count>
<TransactionTime_Out_180_200_Count>0</TransactionTime_Out_180_200_Count>

<TransactionTime_Out_gt_200_Count>0</TransactionTime_Out_gt_200_Count>
</Sample>
</DiameterAfPeerfLatencyStats>
</Statistics>

```

### Request

This request follows the **QueryOmStats > PcmCmtsLatencyStats** tag defined in the XSDs.

The following is an example of a request for a single policy server:

```

<?xml version="1.0" encoding="UTF-8"?>
<XmlInterfaceRequest>
  <QueryOmStats>
    <StartTime>2001-12-31T12:00:00</StartTime>
    <EndTime>2001-12-31T12:15:00</EndTime>
    <PcmCmtsLatencyStats>
      <PolicyServer>PolicyServer</PolicyServer>
    </PcmCmtsLatencyStats>
  </QueryOmStats>
</XmlInterfaceRequest>

```

### Response

The response to this request follows the **Statistics > PcmCmtsLatencyStats** tag defined in the XSDs.

The following is an example of a response for a single policy server:

```

<?xml version="1.0" encoding="UTF-8"?>
<Statistics>
  <PcmCmtsLatencyStats>
    <Sample>
      <StartTime>2001-12-31T12:00:00</StartTime>
      <EndTime>2001-12-31T12:15:00</EndTime>
      <PolicyServer>PolicyServer</PolicyServer>
      <IsComplete>true</IsComplete>
      <CurrentConnectionsCount>0</CurrentConnectionsCount>
      <MaxTransactionInProcessingTime>0</MaxTransactionInProcessingTime>
      <AverageTransactionInProcessingTime>0</AverageTransactionInProcessingTime>

      <MaxTransactionOutProcessingTime>0</MaxTransactionOutProcessingTime>
      <AverageTransactionOutProcessingTime>0</AverageTransactionOutProcessingTime>

      <TransactionTime_In_0_20_Count>0</TransactionTime_In_0_20_Count>
      <TransactionTime_In_20_40_Count>0</TransactionTime_In_20_40_Count>
      <TransactionTime_In_40_60_Count>0</TransactionTime_In_40_60_Count>
    </Sample>
  </PcmCmtsLatencyStats>
</Statistics>

```

```

<TransactionTime_In_60_80_Count>0</TransactionTime_In_60_80_Count>
<TransactionTime_In_80_100_Count>0</TransactionTime_In_80_100_Count>
<TransactionTime_In_100_120_Count>0</TransactionTime_In_100_120_Count>
<TransactionTime_In_120_140_Count>0</TransactionTime_In_120_140_Count>
<TransactionTime_In_140_160_Count>0</TransactionTime_In_140_160_Count>
<TransactionTime_In_160_180_Count>0</TransactionTime_In_160_180_Count>
<TransactionTime_In_180_200_Count>0</TransactionTime_In_180_200_Count>
<TransactionTime_In_gt_200_Count>0</TransactionTime_In_gt_200_Count>
<TransactionTime_Out_0_20_Count>0</TransactionTime_Out_0_20_Count>
<TransactionTime_Out_20_40_Count>0</TransactionTime_Out_20_40_Count>
<TransactionTime_Out_40_60_Count>0</TransactionTime_Out_40_60_Count>
<TransactionTime_Out_60_80_Count>0</TransactionTime_Out_60_80_Count>
<TransactionTime_Out_80_100_Count>0</TransactionTime_Out_80_100_Count>
<TransactionTime_Out_100_120_Count>0</TransactionTime_Out_100_120_Count>

<TransactionTime_Out_120_140_Count>0</TransactionTime_Out_120_140_Count>

<TransactionTime_Out_140_160_Count>0</TransactionTime_Out_140_160_Count>

<TransactionTime_Out_160_180_Count>0</TransactionTime_Out_160_180_Count>

<TransactionTime_Out_180_200_Count>0</TransactionTime_Out_180_200_Count>

<TransactionTime_Out_gt_200_Count>0</TransactionTime_Out_gt_200_Count>
</Sample>
</PcmmCmtsLatencyStats>
</Statistics>

```

### Request

This request follows the **QueryOmStats** > **PcmmCmtsPeerLatencyStats** tag defined in the XSDs.

The following is an example of a request for a single policy server:

```

<?xml version="1.0" encoding="UTF-8"?>
<XmlInterfaceRequest>
  <QueryOmStats>
    <StartTime>2001-12-31T12:00:00</StartTime>
    <EndTime>2001-12-31T12:15:00</EndTime>
    <PcmmCmtsPeerLatencyStats>
      <Name>NetworkElementName</Name>
    </PcmmCmtsPeerLatencyStats>
  </QueryOmStats>
</XmlInterfaceRequest>

```

### Response

The response to this request follows the **Statistics** > **PcmmCmtsPeerLatencyStats** tag defined in the XSDs.

The following is an example of a response for a single policy server:

```

<?xml version="1.0" encoding="UTF-8"?>
<Statistics>
  <PcmmCmtsPeerLatencyStats>
    <Sample>
      <StartTime>2001-12-31T12:00:00</StartTime>
      <EndTime>2001-12-31T12:15:00</EndTime>
      <PolicyServer>PolicyServer</PolicyServer>
      <IsComplete>true</IsComplete>
    </Sample>
  </PcmmCmtsPeerLatencyStats>
</Statistics>

```

## Operational Measurement Requests for Cable Mode

```
<Name>NetworkElementName</Name>
<NeId>NeId</NeId>
<NetworkElementType>NetworkElementType</NetworkElementType>
<NetworkElementSubType>NetworkElementSubType</NetworkElementSubType>
<ConnectAddress>10.60.4.56</ConnectAddress>
<ConnectPort>3868</ConnectPort>
<ConnectType>TCP</ConnectType>
<MaxTransactionInProcessingTime>0</MaxTransactionInProcessingTime>
<AverageTransactionInProcessingTime>0</AverageTransactionInProcessingTime>

<MaxTransactionOutProcessingTime>0</MaxTransactionOutProcessingTime>
<AverageTransactionOutProcessingTime>0</AverageTransactionOutProcessingTime>

<TransactionTime_In_0_20_Count>0</TransactionTime_In_0_20_Count>
<TransactionTime_In_20_40_Count>0</TransactionTime_In_20_40_Count>
<TransactionTime_In_40_60_Count>0</TransactionTime_In_40_60_Count>
<TransactionTime_In_60_80_Count>0</TransactionTime_In_60_80_Count>
<TransactionTime_In_80_100_Count>0</TransactionTime_In_80_100_Count>
<TransactionTime_In_100_120_Count>0</TransactionTime_In_100_120_Count>
<TransactionTime_In_120_140_Count>0</TransactionTime_In_120_140_Count>
<TransactionTime_In_140_160_Count>0</TransactionTime_In_140_160_Count>
<TransactionTime_In_160_180_Count>0</TransactionTime_In_160_180_Count>
<TransactionTime_In_180_200_Count>0</TransactionTime_In_180_200_Count>
<TransactionTime_In_gt_200_Count>0</TransactionTime_In_gt_200_Count>
<TransactionTime_Out_0_20_Count>0</TransactionTime_Out_0_20_Count>
<TransactionTime_Out_20_40_Count>0</TransactionTime_Out_20_40_Count>
<TransactionTime_Out_40_60_Count>0</TransactionTime_Out_40_60_Count>
<TransactionTime_Out_60_80_Count>0</TransactionTime_Out_60_80_Count>
<TransactionTime_Out_80_100_Count>0</TransactionTime_Out_80_100_Count>
<TransactionTime_Out_100_120_Count>0</TransactionTime_Out_100_120_Count>

<TransactionTime_Out_120_140_Count>0</TransactionTime_Out_120_140_Count>

<TransactionTime_Out_140_160_Count>0</TransactionTime_Out_140_160_Count>

<TransactionTime_Out_160_180_Count>0</TransactionTime_Out_160_180_Count>

<TransactionTime_Out_180_200_Count>0</TransactionTime_Out_180_200_Count>

<TransactionTime_Out_gt_200_Count>0</TransactionTime_Out_gt_200_Count>
</Sample>
</PcmmCmtsPeerLatencyStats>
</Statistics>
```

### Request

This request follows the **QueryOmStats > PcmmAmLatencyStats** tag defined in the XSDs.

The following is an example of a request for a single policy server:

```
<?xml version="1.0" encoding="UTF-8" ?>
<XmlInterfaceRequest>
  <QueryOmStats>
    <StartTime>2001-12-31T12:00:00</StartTime>
    <EndTime>2001-12-31T12:15:00</EndTime>
    <PcmmAmLatencyStats>
      <PolicyServer>PolicyServer</PolicyServer>
    </PcmmAmLatencyStats>
  </QueryOmStats>
</XmlInterfaceRequest>
```



## Response

The response to this request follows the **Statistics > PcmAmLatencyStats** tag defined in the XSDs.

The following is an example of a response for a single policy server:

```
<?xml version="1.0" encoding="UTF-8"?>
<Statistics>
  <PcmAmLatencyStats>
    <Sample>
      <StartTime>2001-12-31T12:00:00</StartTime>
      <EndTime>2001-12-31T12:15:00</EndTime>
      <PolicyServer>PolicyServer</PolicyServer>
      <IsComplete>true</IsComplete>
      <CurrentConnectionsCount>0</CurrentConnectionsCount>
      <MaxTransactionInProcessingTime>0</MaxTransactionInProcessingTime>
      <AverageTransactionInProcessingTime>0</AverageTransactionInProcessingTime>

      <MaxTransactionOutProcessingTime>0</MaxTransactionOutProcessingTime>
      <AverageTransactionOutProcessingTime>0</AverageTransactionOutProcessingTime>

      <TransactionTime_In_0_20_Count>0</TransactionTime_In_0_20_Count>
      <TransactionTime_In_20_40_Count>0</TransactionTime_In_20_40_Count>
      <TransactionTime_In_40_60_Count>0</TransactionTime_In_40_60_Count>
      <TransactionTime_In_60_80_Count>0</TransactionTime_In_60_80_Count>
      <TransactionTime_In_80_100_Count>0</TransactionTime_In_80_100_Count>
      <TransactionTime_In_100_120_Count>0</TransactionTime_In_100_120_Count>
      <TransactionTime_In_120_140_Count>0</TransactionTime_In_120_140_Count>
      <TransactionTime_In_140_160_Count>0</TransactionTime_In_140_160_Count>
      <TransactionTime_In_160_180_Count>0</TransactionTime_In_160_180_Count>
      <TransactionTime_In_180_200_Count>0</TransactionTime_In_180_200_Count>
      <TransactionTime_In_gt_200_Count>0</TransactionTime_In_gt_200_Count>
      <TransactionTime_Out_0_20_Count>0</TransactionTime_Out_0_20_Count>
      <TransactionTime_Out_20_40_Count>0</TransactionTime_Out_20_40_Count>
      <TransactionTime_Out_40_60_Count>0</TransactionTime_Out_40_60_Count>
      <TransactionTime_Out_60_80_Count>0</TransactionTime_Out_60_80_Count>
      <TransactionTime_Out_80_100_Count>0</TransactionTime_Out_80_100_Count>
      <TransactionTime_Out_100_120_Count>0</TransactionTime_Out_100_120_Count>

      <TransactionTime_Out_120_140_Count>0</TransactionTime_Out_120_140_Count>

      <TransactionTime_Out_140_160_Count>0</TransactionTime_Out_140_160_Count>

      <TransactionTime_Out_160_180_Count>0</TransactionTime_Out_160_180_Count>

      <TransactionTime_Out_180_200_Count>0</TransactionTime_Out_180_200_Count>

      <TransactionTime_Out_gt_200_Count>0</TransactionTime_Out_gt_200_Count>
    </Sample>
  </PcmAmLatencyStats>
</Statistics>
```

## Request

This request follows the **QueryOmStats > PcmAmPeerLatencyStats** tag defined in the XSDs.

The following is an example of a request for a single policy server:

```
<?xml version="1.0" encoding="UTF-8"?>
<XmlInterfaceRequest>
  <QueryOmStats>
    <StartTime>2001-12-31T12:00:00</StartTime>
```

## Operational Measurement Requests for Cable Mode

```
<EndTime>2001-12-31T12:15:00</EndTime>
<PcmmAmPeerLatencyStats>
  <Name>ApplicationName</Name>
</PcmmAmPeerLatencyStats>
</QueryOmStats>
</XmlInterfaceRequest>
```

### Response

The response to this request follows the **Statistics > PcmmAmPeerLatencyStats** tag defined in the XSDs.

The following is an example of a response for a single policy server:

```
<Statistics>
  <PcmmAmPeerLatencyStats>
    <Sample>
      <StartTime>2013-04-12T01:45:00Z</StartTime>
      <EndTime>2013-04-12T01:00:00Z</EndTime>
      <PolicyServer>policyserver</PolicyServer>
      <IsComplete>true</IsComplete>
      <Name>ApplicationName</Name>
      <AmId>AmId</AmId>
      <ConnectAddress>10.60.56.60</ConnectAddress>
      <MaxTransactionInProcessingTime>863</MaxTransactionInProcessingTime>
      <AverageTransactionInProcessingTime>178</AverageTransactionInProcessingTime>

      <MaxTransactionOutProcessingTime>0</MaxTransactionOutProcessingTime>
      <AverageTransactionOutProcessingTime>0</AverageTransactionOutProcessingTime>

      <TransactionTime_In_0_20_Count>0</TransactionTime_In_0_20_Count>
      <TransactionTime_In_20_40_Count>0</TransactionTime_In_20_40_Count>
      <TransactionTime_In_40_60_Count>0</TransactionTime_In_40_60_Count>
      <TransactionTime_In_60_80_Count>0</TransactionTime_In_60_80_Count>
      <TransactionTime_In_80_100_Count>0</TransactionTime_In_80_100_Count>
      <TransactionTime_In_100_120_Count>0</TransactionTime_In_100_120_Count>
      <TransactionTime_In_120_140_Count>0</TransactionTime_In_120_140_Count>
      <TransactionTime_In_140_160_Count>0</TransactionTime_In_140_160_Count>
      <TransactionTime_In_160_180_Count>0</TransactionTime_In_160_180_Count>
      <TransactionTime_In_180_200_Count>0</TransactionTime_In_180_200_Count>
      <TransactionTime_In_gt_200_Count>0</TransactionTime_In_gt_200_Count>
      <TransactionTime_Out_0_20_Count>0</TransactionTime_Out_0_20_Count>
      <TransactionTime_Out_20_40_Count>0</TransactionTime_Out_20_40_Count>
      <TransactionTime_Out_40_60_Count>0</TransactionTime_Out_40_60_Count>
      <TransactionTime_Out_60_80_Count>0</TransactionTime_Out_60_80_Count>
      <TransactionTime_Out_80_100_Count>0</TransactionTime_Out_80_100_Count>
      <TransactionTime_Out_100_120_Count>0</TransactionTime_Out_100_120_Count>

      <TransactionTime_Out_120_140_Count>0</TransactionTime_Out_120_140_Count>

      <TransactionTime_Out_140_160_Count>0</TransactionTime_Out_140_160_Count>

      <TransactionTime_Out_160_180_Count>0</TransactionTime_Out_160_180_Count>

      <TransactionTime_Out_180_200_Count>0</TransactionTime_Out_180_200_Count>

      <TransactionTime_Out_gt_200_Count>0</TransactionTime_Out_gt_200_Count>
    </Sample>
  </PcmmAmPeerLatencyStats>
</Statistics>
```

## Request

This request follows the **QueryOmStats** > **PcmmDpsLatencyStats** tag defined in the XSDs.

The following is an example of a request for a single policy server:

```
<?xml version="1.0" encoding="UTF-8"?>
<XmlInterfaceRequest>
  <QueryOmStats>
    <StartTime>2001-12-31T12:00:00</StartTime>
    <EndTime>2001-12-31T12:15:00</EndTime>
    <PcmmDpsLatencyStats>
      <PolicyServer>PolicyServer</PolicyServer>
    </PcmmDpsLatencyStats>
  </QueryOmStats>
</XmlInterfaceRequest>
```

## Response

The response to this request follows the **Statistics** > **PcmmDpsLatencyStats** tag defined in the XSDs.

The following is an example of a response for a single policy server:

```
<?xml version="1.0" encoding="UTF-8"?>
<Statistics>
  <PcmmDpsLatencyStats>
    <Sample>
      <StartTime>2001-12-31T12:00:00</StartTime>
      <EndTime>2001-12-31T12:15:00</EndTime>
      <PolicyServer>PolicyServer</PolicyServer>
      <IsComplete>true</IsComplete>
      <CurrentConnectionsCount>0</CurrentConnectionsCount>
      <MaxTransactionInProcessingTime>0</MaxTransactionInProcessingTime>
      <AverageTransactionInProcessingTime>0</AverageTransactionInProcessingTime>

      <MaxTransactionOutProcessingTime>0</MaxTransactionOutProcessingTime>
      <AverageTransactionOutProcessingTime>0</AverageTransactionOutProcessingTime>

      <TransactionTime_In_0_20_Count>0</TransactionTime_In_0_20_Count>
      <TransactionTime_In_20_40_Count>0</TransactionTime_In_20_40_Count>
      <TransactionTime_In_40_60_Count>0</TransactionTime_In_40_60_Count>
      <TransactionTime_In_60_80_Count>0</TransactionTime_In_60_80_Count>
      <TransactionTime_In_80_100_Count>0</TransactionTime_In_80_100_Count>
      <TransactionTime_In_100_120_Count>0</TransactionTime_In_100_120_Count>
      <TransactionTime_In_120_140_Count>0</TransactionTime_In_120_140_Count>
      <TransactionTime_In_140_160_Count>0</TransactionTime_In_140_160_Count>
      <TransactionTime_In_160_180_Count>0</TransactionTime_In_160_180_Count>
      <TransactionTime_In_180_200_Count>0</TransactionTime_In_180_200_Count>
      <TransactionTime_In_gt_200_Count>0</TransactionTime_In_gt_200_Count>
      <TransactionTime_Out_0_20_Count>0</TransactionTime_Out_0_20_Count>
      <TransactionTime_Out_20_40_Count>0</TransactionTime_Out_20_40_Count>
      <TransactionTime_Out_40_60_Count>0</TransactionTime_Out_40_60_Count>
      <TransactionTime_Out_60_80_Count>0</TransactionTime_Out_60_80_Count>
      <TransactionTime_Out_80_100_Count>0</TransactionTime_Out_80_100_Count>
      <TransactionTime_Out_100_120_Count>0</TransactionTime_Out_100_120_Count>

      <TransactionTime_Out_120_140_Count>0</TransactionTime_Out_120_140_Count>

      <TransactionTime_Out_140_160_Count>0</TransactionTime_Out_140_160_Count>

      <TransactionTime_Out_160_180_Count>0</TransactionTime_Out_160_180_Count>
```

```

    <TransactionTime_Out_180_200_Count>0</TransactionTime_Out_180_200_Count>

    <TransactionTime_Out_gt_200_Count>0</TransactionTime_Out_gt_200_Count>
  </Sample>
</PcmmDpsLatencyStats>
</Statistics>

```

### Request

This request follows the **QueryOmStats** > **PcmmDpsPeerLatencyStats** tag defined in the XSDs.

The following is an example of a request for a single policy server:

```

<?xml version="1.0" encoding="UTF-8"?>
<XmlInterfaceRequest>
  <QueryOmStats>
    <StartTime>2001-12-31T12:00:00</StartTime>
    <EndTime>2001-12-31T12:15:00</EndTime>
    <PcmmDpsPeerLatencyStats>
      <Name>DpsName</Name>
    </PcmmDpsPeerLatencyStats>
  </QueryOmStats>
</XmlInterfaceRequest>

```

### Response

The response to this request follows the **Statistics** > **PcmmDpsPeerLatencyStats** tag defined in the XSDs.

The following is an example of a response for a single policy server:

```

<Statistics>
  <PcmmDpsPeerLatencyStats>
    <Sample>
      <StartTime>2012-06-07T01:00:00Z</StartTime>
      <EndTime>2012-06-07T01:15:00Z</EndTime>
      <PolicyServer>PolicyServer</PolicyServer>
      <IsComplete>>true</IsComplete>
      <Name>DpsName</Name>
      <DpsId>NeId</DpsId>
      <ConnectAddress>10.60.4.56</ConnectAddress>
      <MaxTransactionInProcessingTime>0</MaxTransactionInProcessingTime>
      <AverageTransactionInProcessingTime>0</AverageTransactionInProcessingTime>

      <MaxTransactionOutProcessingTime>0</MaxTransactionOutProcessingTime>
      <AverageTransactionOutProcessingTime>0</AverageTransactionOutProcessingTime>

      <TransactionTime_In_0_20_Count>0</TransactionTime_In_0_20_Count>
      <TransactionTime_In_20_40_Count>0</TransactionTime_In_20_40_Count>
      <TransactionTime_In_40_60_Count>0</TransactionTime_In_40_60_Count>
      <TransactionTime_In_60_80_Count>0</TransactionTime_In_60_80_Count>
      <TransactionTime_In_80_100_Count>0</TransactionTime_In_80_100_Count>
      <TransactionTime_In_100_120_Count>0</TransactionTime_In_100_120_Count>
      <TransactionTime_In_120_140_Count>0</TransactionTime_In_120_140_Count>
      <TransactionTime_In_140_160_Count>0</TransactionTime_In_140_160_Count>
      <TransactionTime_In_160_180_Count>0</TransactionTime_In_160_180_Count>
      <TransactionTime_In_180_200_Count>0</TransactionTime_In_180_200_Count>
      <TransactionTime_In_gt_200_Count>0</TransactionTime_In_gt_200_Count>
      <TransactionTime_Out_0_20_Count>0</TransactionTime_Out_0_20_Count>
      <TransactionTime_Out_20_40_Count>0</TransactionTime_Out_20_40_Count>
    </Sample>
  </PcmmDpsPeerLatencyStats>
</Statistics>

```

```

<TransactionTime_Out_40_60_Count>0</TransactionTime_Out_40_60_Count>
<TransactionTime_Out_60_80_Count>0</TransactionTime_Out_60_80_Count>
<TransactionTime_Out_80_100_Count>0</TransactionTime_Out_80_100_Count>
<TransactionTime_Out_100_120_Count>0</TransactionTime_Out_100_120_Count>

<TransactionTime_Out_120_140_Count>0</TransactionTime_Out_120_140_Count>

<TransactionTime_Out_140_160_Count>0</TransactionTime_Out_140_160_Count>

<TransactionTime_Out_160_180_Count>0</TransactionTime_Out_160_180_Count>

<TransactionTime_Out_180_200_Count>0</TransactionTime_Out_180_200_Count>

<TransactionTime_Out_gt_200_Count>0</TransactionTime_Out_gt_200_Count>
</Sample>
</PcmmDpsPeerLatencyStats>
</Statistics>

```

## Mgpi Statistics

The following examples show the request and response that are defined in the XSDs for the MgpiStats tag.

### Request

This request follows the **QueryOmStats > MgpiStats** tag defined in the XSDs.

The following is an example of a request for all policy servers within the system:

```

<?xml version="1.0" encoding="UTF-8" ?>
<QueryOmStats>
  <StartTime>2007-10-26T14:30:00Z</StartTime>
  <EndTime>2007-10-26T14:40:00Z</EndTime>
  <MgpiStats></MgpiStats>
</QueryOmStats>

```

### Response

The response to this request follows the **Statistics > MgpiStats** tag defined in the XSDs.

- **TotalFlowsCount** — The number of active upstream diameter session flows in memory.
- **ActualGatesCount** — The number of actual upstream gates in memory.
- **MultiFlowGatesCount** — The number of gates in memory that have been aggregated, (for example, possessing multiple diameter session flows on this gate).
- **EffectiveGatesCount** — A calculation using the formula  $\text{Effective Gates} = (\text{Active Gate Count} - \text{Actual Gate Count}) + \text{Total Flow Count}$ .

**Note:** Active gate count is the number of active gates, including the upstream gates and downstream gates.

### Example

An MPE Upstream Service Flow Limit for Triggering MGPI = 2, Maximum Number of Grants per Interval = 2 and MGPI = yes.

Send 3 same AAR requests to MPE, Active Gate Count = 5, Actual Gate Count = 2, Total Flow Count = 3.

The Effective Gate Count =  $(5-2) + 3 = 6$

The following is an example XML response to a MgpStats tag request:

```
<xml version="1.0" encoding="UTF-8"?>
<Statistics>
  <MgpStats>
    <Sample>
      <StartTime>2007-10-26T14:30:22Z</StartTime>
      <EndTime>2007-10-26T14:35:11Z</EndTime>
      <PolicyServer>Atlanta105</PolicyServer>
      <IsComplete>true</IsComplete>
      <TotalFlowsCount>10</TotalFlowsCount>
      <AcutalGatesCount>52</ActualGatesCount>
      <MultiFlowGatesCount>52</MultiFlowGatesCount>
      <EffectiveGatesCount>15</EffectiveGatesCount>
    </Sample>
  </MgpStats>
</Statistics>
```

## Policy Statistics

The following examples show the request and response that are defined in the XSDs for the PolicyStats tag.

### Request

This request follows the **QueryOmStats > PolicyStats** tag defined in the XSDs.

The following is an example of a request for a single policy server:

```
<?xml version="1.0" encoding="UTF-8"?>
<QueryOmStats>
  <StartTime>2001-12-31T12:00:00</StartTime>
  <EndTime>2001-12-31T12:15:00</EndTime>
  <PolicyStats>
    <PolicyServer>PolicyServer</PolicyServer>
    <Name>PolicyName</Name>
  </PolicyStats>
</QueryOmStats>
```

The following is an example of a request for all policy servers in the system:

```
<?xml version="1.0" encoding="UTF-8" ?>
<QueryOmStats>
  <StartTime>2006-10-26T14:30:00Z</StartTime>
  <EndTime>2006-10-26T14:40:00Z</EndTime>
  <PolicyStats></PolicyStats>
</QueryOmStats>
```

### Response

The response to this request follows the **Statistics > PolicyStats** tag defined in the XSDs.

- TotalExecTime — the summary of all execution durations, where execution duration is measured starting the beginning of the policy conditions evaluation until the execution finishing.
- MaxExecTime — the longest execution duration of the policy.
- AvgExecTime — the arithmetic average off all execution durations of the policy.
- TriggerCount — number of policies triggered.
- FailCondCount — number of policies that failed because of conditions.
- FailNACount — number of policies that failed because of data not available/applicable.
- FailExcCount — number of policies that failed because of exceptions.

The following is an example XML response to a PolicyStats tag request:

```
<?xml version="1.0" encoding="UTF-8"?>
<Statistics>
  <PolicyStats>
    <Sample>
      <StartTime>2001-12-31T12:00:00</StartTime>
      <EndTime>2001-12-31T12:15:00</EndTime>
      <PolicyServer>PolicyServer</PolicyServer>
      <IsComplete>true</IsComplete>
      <Name>PolicyName</Name>
      <EvalCount>0</EvalCount>
      <TriggerCount>0</TriggerCount>
      <FailCondCount>0</FailCondCount>
      <FailNACount>0</FailNACount>
      <FailExcCount>0</FailExcCount>
      <TotalExecTime>0</TotalExecTime>
      <AvgExecTime>0</AvgExecTime>
      <MaxExecTime>0</MaxExecTime>
      <MaxExecTime>0</MaxExecTime>
      <HistExecTime_000_020>0</HistExecTime_000_020>
      <HistExecTime_020_040>0</HistExecTime_020_040>
      <HistExecTime_040_060>0</HistExecTime_040_060>
      <HistExecTime_060_080>0</HistExecTime_060_080>
      <HistExecTime_080_100>0</HistExecTime_080_100>
      <HistExecTime_100_150>0</HistExecTime_100_150>
      <HistExecTime_150_200>0</HistExecTime_150_200>
      <HistExecTime_200_250>0</HistExecTime_200_250>
      <HistExecTimePlus_250>0</HistExecTimePlus_250>
    </Sample>
  </PolicyStats>
</Statistics>
```

## Diameter Operational Measurements Requests for Cable Mode

This section shows the requests and responses for:

- [Diameter Application Function Statistics](#)
- [Diameter Application Function Peer Statistics](#)

## Diameter Application Function Statistics

The following examples show the request and response that are defined in the XSDs for the DiameterAfStats tag.

### Request

This request follows the **QueryOmStats** > **DiameterAfStats** tag defined in the XSDs.

The following is an example of a request for all policy servers within the system:

```
<?xml version="1.0" encoding="UTF-8" ?>
<QueryOmStats>
  <StartTime>2015-07-01T14:30:00Z</StartTime>
  <EndTime>2015-07-03T14:30:00Z</EndTime>
  <DiameterAfStats>
    <PolicyServer></PolicyServer>
  </DiameterAfStats>
</QueryOmStats>
```

### Response

The response to this request follows the **Statistics** > **DiameterAfStats** tag defined in the XSDs.

The following is an example XML response to a DiameterAfStats tag request:

```
<Statistics>
  <DiameterAfStats>
    <Sample>
      <StartTime>2015-07-03T10:15:00Z</StartTime>
      <EndTime>2015-07-03T10:30:00Z</EndTime>
      <PolicyServer>vmpe</PolicyServer>
      <IsComplete>true</IsComplete>
      <PendingConnectionsCount>0</PendingConnectionsCount>
      <CurrentConnectionsCount>1</CurrentConnectionsCount>
      <MessagesInCount>0</MessagesInCount>
      <MessagesOutCount>0</MessagesOutCount>
      <ASRMessagesReceivedCount>0</ASRMessagesReceivedCount>
      <ASRMessagesSentCount>0</ASRMessagesSentCount>
      <ASRMessagesTimeoutCount>0</ASRMessagesTimeoutCount>
      <ASASuccessMessagesReceivedCount>0</ASASuccessMessagesReceivedCount>
      <ASASuccessMessagesSentCount>0</ASASuccessMessagesSentCount>
      <ASAFailureMessagesReceivedCount>0</ASAFailureMessagesReceivedCount>
      <ASAFailureMessagesSentCount>0</ASAFailureMessagesSentCount>
      <RARMessagesReceivedCount>0</RARMessagesReceivedCount>
      <RARMessagesSentCount>0</RARMessagesSentCount>
      <RARMessagesTimeoutCount>0</RARMessagesTimeoutCount>
      <RAASuccessMessagesReceivedCount>0</RAASuccessMessagesReceivedCount>
      <RAASuccessMessagesSentCount>0</RAASuccessMessagesSentCount>
      <RAAFailureMessagesReceivedCount>0</RAAFailureMessagesReceivedCount>
      <RAAFailureMessagesSentCount>0</RAAFailureMessagesSentCount>
      <STRMessagesReceivedCount>0</STRMessagesReceivedCount>
      <STRMessagesSentCount>0</STRMessagesSentCount>
      <STRMessagesTimeoutCount>0</STRMessagesTimeoutCount>
      <STASuccessMessagesReceivedCount>0</STASuccessMessagesReceivedCount>
      <STASuccessMessagesSentCount>0</STASuccessMessagesSentCount>
      <STAFailureMessagesReceivedCount>0</STAFailureMessagesReceivedCount>
      <STAFailureMessagesSentCount>0</STAFailureMessagesSentCount>
      <AARMessagesReceivedCount>0</AARMessagesReceivedCount>
```



## Operational Measurement Requests for Cable Mode

```
<AARMessagesSentCount>0</AARMessagesSentCount>
<AARMessagesTimeoutCount>0</AARMessagesTimeoutCount>
<AARInitialMessagesReceivedCount>0</AARInitialMessagesReceivedCount>
<AARInitialMessagesSentCount>0</AARInitialMessagesSentCount>
<AARModificationMessagesReceivedCount>0</AARModificationMessagesReceivedCount>

<AARModificationMessagesSentCount>0</AARModificationMessagesSentCount>
<AAASuccessMessagesReceivedCount>0</AAASuccessMessagesReceivedCount>
<AAASuccessMessagesSentCount>0</AAASuccessMessagesSentCount>
<AAAFailureMessagesReceivedCount>0</AAAFailureMessagesReceivedCount>
<AAAFailureMessagesSentCount>0</AAAFailureMessagesSentCount>
<S9RxAARInitialRecvCount>0</S9RxAARInitialRecvCount>
<S9RxAARInitialSendCount>0</S9RxAARInitialSendCount>
<S9RxAARRecvCount>0</S9RxAARRecvCount>
<S9RxAARSendCount>0</S9RxAARSendCount>
<S9RxAARModificationRecvCount>0</S9RxAARModificationRecvCount>
<S9RxAARModificationSendCount>0</S9RxAARModificationSendCount>
<S9RxAARTimeoutCount>0</S9RxAARTimeoutCount>
<S9RxAAARecvSuccessCount>0</S9RxAAARecvSuccessCount>
<S9RxAAASendSuccessCount>0</S9RxAAASendSuccessCount>
<S9RxAAARecvFailureCount>0</S9RxAAARecvFailureCount>
<S9RxAAASendFailureCount>0</S9RxAAASendFailureCount>
<S9RxASRHOREcvCount>0</S9RxASRHOREcvCount>
<S9RxASRHOSendCount>0</S9RxASRHOSendCount>
<S9RxASROtherRecvCount>0</S9RxASROtherRecvCount>
<S9RxASROtherSendCount>0</S9RxASROtherSendCount>
<S9RxASRRecvCount>0</S9RxASRRecvCount>
<S9RxASRSendCount>0</S9RxASRSendCount>
<S9RxCleanupASRSendCount>0</S9RxCleanupASRSendCount>
<S9RxASRHOTimeoutCount>0</S9RxASRHOTimeoutCount>
<S9RxASROtherTimeoutCount>0</S9RxASROtherTimeoutCount>
<S9RxASRTimeoutCount>0</S9RxASRTimeoutCount>
<S9RxASARecvSuccessCount>0</S9RxASARecvSuccessCount>
<S9RxASASendSuccessCount>0</S9RxASASendSuccessCount>
<S9RxASARecvFailureCount>0</S9RxASARecvFailureCount>
<S9RxASASendFailureCount>0</S9RxASASendFailureCount>
<S9RxCleanupASARecvCount>0</S9RxCleanupASARecvCount>
<S9RxRARHOREcvCount>0</S9RxRARHOREcvCount>
<S9RxRARHOSendCount>0</S9RxRARHOSendCount>
<S9RxRAROtherRecvCount>0</S9RxRAROtherRecvCount>
<S9RxRAROtherSendCount>0</S9RxRAROtherSendCount>
<S9RxRARRecvCount>0</S9RxRARRecvCount>
<S9RxRARSendCount>0</S9RxRARSendCount>
<S9RxRARHOTimeoutCount>0</S9RxRARHOTimeoutCount>
<S9RxRAROtherTimeoutCount>0</S9RxRAROtherTimeoutCount>
<S9RxRARTimeoutCount>0</S9RxRARTimeoutCount>
<S9RxRAARecvSuccessCount>0</S9RxRAARecvSuccessCount>
<S9RxRAASendSuccessCount>0</S9RxRAASendSuccessCount>
<S9RxRAARecvFailureCount>0</S9RxRAARecvFailureCount>
<S9RxRAASendFailureCount>0</S9RxRAASendFailureCount>
<S9RxRAARecvCount>0</S9RxRAARecvCount>
<S9RxRAASendCount>0</S9RxRAASendCount>
<S9RxSTRRecvCount>0</S9RxSTRRecvCount>
<S9RxSTRSendCount>0</S9RxSTRSendCount>
<S9RxSTRTimeoutCount>0</S9RxSTRTimeoutCount>
<S9RxSTARecvSuccessCount>0</S9RxSTARecvSuccessCount>
<S9RxSTASendSuccessCount>0</S9RxSTASendSuccessCount>
<S9RxSTARecvFailureCount>0</S9RxSTARecvFailureCount>
<S9RxSTASendFailureCount>0</S9RxSTASendFailureCount>
<RxPcmmMessagesTimeoutCount>0</RxPcmmMessagesTimeoutCount>
<ActiveSessionsCount>0</ActiveSessionsCount>
<MaximumActiveSessionsCount>1</MaximumActiveSessionsCount>
<PeerOkayCount>1</PeerOkayCount>
<PeerDownCount>0</PeerDownCount>
```

```

<PeerSuspectCount>0</PeerSuspectCount>
<PeerReopenCount>0</PeerReopenCount>
<CurrSponsoredSessionCount>0</CurrSponsoredSessionCount>
<MaxSponsoredSessionCount>0</MaxSponsoredSessionCount>
<CurrSponsorCount>0</CurrSponsorCount>
<MaxSponsorCount>0</MaxSponsorCount>
<CurrServiceProviderCount>0</CurrServiceProviderCount>
<MaxServiceProviderCount>0</MaxServiceProviderCount>
<CurrEmergencySessionCount>0</CurrEmergencySessionCount>
<MaxActiveEmergencySessionCount>0</MaxActiveEmergencySessionCount>
<ASRHoSendCount>0</ASRHoSendCount>
<ASRHoReceivedCount>0</ASRHoReceivedCount>
<ASRHoTimeoutCount>0</ASRHoTimeoutCount>
<RARHoSendCount>0</RARHoSendCount>
<RARHoReceivedCount>0</RARHoReceivedCount>
<RARHoTimeoutCount>0</RARHoTimeoutCount>
  </Sample>
</DiameterAfStats>
</Statistics>

```

### EmergencyAPN-MPE Support

The following examples show the request and response that are defined in the XSDs for the DiameterAfStats tag utilizing support for Emergency APNs.

#### Request

This request follows the **QueryOmStats** > **DiameterAfStats** tag defined in the XSDs.

The following is an example of a request for all policy servers within the system utilizing support for emergency APNs:

```

<?xml version="1.0" encoding="UTF-8" ?>
<QueryOmStats>
  <StartTime>2015-05-04T01:30:00Z</StartTime>
  <EndTime>2015-05-04T01:45:00Z</EndTime>
  <DiameterAfStats>
    <PolicyServer>EmergencyAPN-MPE</PolicyServer>
  </DiameterAfStats>
</QueryOmStats>

```

#### Response

The response to this request follows the **Statistics** > **DiameterAfStats** tag defined in the XSDs utilizing support for emergency APNs.

The following is an example XML response to a DiameterAfStats tag request for EmergencyAPN-MPE:

```

<Statistics>
  <DiameterAfStats>
    <Sample>
      <StartTime>2015-05-04T01:30:00Z</StartTime>
      <EndTime>2015-05-04T01:45:00Z</EndTime>
      <PolicyServer>EmergencyAPN-MPE</PolicyServer>
      <IsComplete>true</IsComplete>
      <PendingConnectionsCount>0</PendingConnectionsCount>
      <CurrentConnectionsCount>1</CurrentConnectionsCount>
      <MessagesInCount>0</MessagesInCount>
      <MessagesOutCount>0</MessagesOutCount>
      <ASRMessagesReceivedCount>0</ASRMessagesReceivedCount>
    </Sample>
  </DiameterAfStats>
</Statistics>

```

```

<ASRMessagesSentCount>0</ASRMessagesSentCount>
<ASRMessagesTimeoutCount>0</ASRMessagesTimeoutCount>
<ASASuccessMessagesReceivedCount>0</ASASuccessMessagesReceivedCount>
<ASASuccessMessagesSentCount>0</ASASuccessMessagesSentCount>
<ASAFailureMessagesReceivedCount>0</ASAFailureMessagesReceivedCount>
<ASAFailureMessagesSentCount>0</ASAFailureMessagesSentCount>
<RARMessagesReceivedCount>0</RARMessagesReceivedCount>
<RARMessagesSentCount>0</RARMessagesSentCount>
<RARMessagesTimeoutCount>0</RARMessagesTimeoutCount>
<RAASuccessMessagesReceivedCount>0</RAASuccessMessagesReceivedCount>
<RAASuccessMessagesSentCount>0</RAASuccessMessagesSentCount>
<RAAFailureMessagesReceivedCount>0</RAAFailureMessagesReceivedCount>
<RAAFailureMessagesSentCount>0</RAAFailureMessagesSentCount>
<STRMessagesReceivedCount>0</STRMessagesReceivedCount>
<STRMessagesSentCount>0</STRMessagesSentCount>
<STRMessagesTimeoutCount>0</STRMessagesTimeoutCount>
<STASuccessMessagesReceivedCount>0</STASuccessMessagesReceivedCount>
<STASuccessMessagesSentCount>0</STASuccessMessagesSentCount>
<STAFailureMessagesReceivedCount>0</STAFailureMessagesReceivedCount>
<STAFailureMessagesSentCount>0</STAFailureMessagesSentCount>
<AARMessagesReceivedCount>0</AARMessagesReceivedCount>
<AARMessagesSentCount>0</AARMessagesSentCount>
<AARMessagesTimeoutCount>0</AARMessagesTimeoutCount>
<AARInitialMessagesReceivedCount>0</AARInitialMessagesReceivedCount>
<AARInitialMessagesSentCount>0</AARInitialMessagesSentCount>

<AARModificationMessagesReceivedCount>0</AARModificationMessagesReceivedCount>
<AARModificationMessagesSentCount>0</AARModificationMessagesSentCount>
<AAASuccessMessagesReceivedCount>0</AAASuccessMessagesReceivedCount>
<AAASuccessMessagesSentCount>0</AAASuccessMessagesSentCount>
<AAAFailureMessagesReceivedCount>0</AAAFailureMessagesReceivedCount>
<AAAFailureMessagesSentCount>0</AAAFailureMessagesSentCount>
<RxPcmmMessagesTimeoutCount>0</RxPcmmMessagesTimeoutCount>
<ActiveSessionsCount>0</ActiveSessionsCount>
<MaximumActiveSessionsCount>0</MaximumActiveSessionsCount>
<PeerOkayCount>1</PeerOkayCount>
<PeerDownCount>0</PeerDownCount>
<PeerSuspectCount>0</PeerSuspectCount>
<PeerReopenCount>0</PeerReopenCount>
<CurrSponsoredSessionCount>0</CurrSponsoredSessionCount>
<MaxSponsoredSessionCount>0</MaxSponsoredSessionCount>
<CurrSponsorCount>0</CurrSponsorCount>
<MaxSponsorCount>0</MaxSponsorCount>
<CurrServiceProviderCount>0</CurrServiceProviderCount>
<MaxServiceProviderCount>0</MaxServiceProviderCount>
<CurrEmergencySessionCount>0</CurrEmergencySessionCount>
<MaxActiveEmergencySessionCount>0</MaxActiveEmergencySessionCount>
<ASRHoSendCount>0</ASRHoSendCount>
<ASRHoReceivedCount>0</ASRHoReceivedCount>
<ASRHoTimeoutCount>0</ASRHoTimeoutCount>
<RARHoSendCount>0</RARHoSendCount>
<RARHoReceivedCount>0</RARHoReceivedCount>
<RARHoTimeoutCount>0</RARHoTimeoutCount>
</Sample>
</DiameterAfStats>
</Statistics>

```

## Diameter Application Function Peer Statistics

The following examples show the request and response that are defined in the XSDs for the DiameterAfPeerStats tag.

## Request

This request follows the **QueryOmStats** > **DiameterAfPeerStats** tag defined in the XSDs.

The following is an example of a request for a single peer using the Name parameter:

```
<?xml version="1.0" encoding="UTF-8" ?>
<QueryOmStats>
  <StartTime>2006-10-26T14:30:00Z</StartTime>
  <EndTime>2006-10-26T14:35:00Z</EndTime>
  <DiameterAfPeerStats>
    <Name>Server1</Name>
  </DiameterAfPeerStats>
</QueryOmStats>
```

The following is an example of a request for all peer elements in the system. This request returns stats for each peer element:

```
<?xml version="1.0" encoding="UTF-8" ?>
<QueryOmStats>
  <StartTime>2007-01-29T17:30:00Z</StartTime>
  <EndTime>2006-01-29T18:10:00Z</EndTime>
  <DiameterAfPeerStats></DiameterAfPeerStats>
</QueryOmStats>
```

## Response

The response to this request follows the **Statistics** > **DiameterAfPeertStats** tag defined in the XSDs.

Both the Name and NeId are returned, along with the statistics and actual recorded times for those statistics. Samples are ordered by policy server, network element, and then by time.

The following is an example XML response to a multiple network element tag request:

```
<Statistics>
  <DiameterAfPeerStats>
    <Sample>
      <StartTime>2011-08-19T11:15:02Z</StartTime>
      <EndTime>2011-08-19T11:30:00Z</EndTime>
      <PolicyServer>10.60.24.47</PolicyServer>
      <IsComplete>true</IsComplete>
      <Name>identity2</Name>
      <NeId></NeId>
      <NetworkElementType></NetworkElementType>
      <NetworkElementSubType></NetworkElementSubType>
      <ConnectTime></ConnectTime>
      <DisconnectTime></DisconnectTime>
      <ConnectAddress></ConnectAddress>
      <ConnectPort></ConnectPort>
      <MessagesInCount>0</MessagesInCount>
      <MessagesOutCount>0</MessagesOutCount>
      <ASRMessagesReceivedCount>0</ASRMessagesReceivedCount>
      <ASRMessagesSentCount>0</ASRMessagesSentCount>
      <ASASuccessMessagesReceivedCount>0</ASASuccessMessagesReceivedCount>
      <ASASuccessMessagesSentCount>0</ASASuccessMessagesSentCount>
      <ASAFailureMessagesReceivedCount>0</ASAFailureMessagesReceivedCount>
      <ASAFailureMessagesSentCount>0</ASAFailureMessagesSentCount>
    </Sample>
  </DiameterAfPeerStats>
</Statistics>
```

```

<RARMessagesReceivedCount>0</RARMessagesReceivedCount>
<RARMessagesSentCount>0</RARMessagesSentCount>
<RAASuccessMessagesReceivedCount>0</RAASuccessMessagesReceivedCount>

<RAASuccessMessagesSentCount>0</RAASuccessMessagesSentCount>
<RAAFailureMessagesReceivedCount>0</RAAFailureMessagesReceivedCount>

<RAAFailureMessagesSentCount>0</RAAFailureMessagesSentCount>
<STRMessagesReceivedCount>0</STRMessagesReceivedCount>
<STRMessagesSentCount>0</STRMessagesSentCount>
<STASuccessMessagesReceivedCount>0</STASuccessMessagesReceivedCount>

<STASuccessMessagesSentCount>0</STASuccessMessagesSentCount>
<STAFailureMessagesReceivedCount>0</STAFailureMessagesReceivedCount>

<STAFailureMessagesSentCount>0</STAFailureMessagesSentCount>
<AARMessagesReceivedCount>0</AARMessagesReceivedCount>
<AARMessagesSentCount>0</AARMessagesSentCount>
<AARInitialMessagesReceivedCount>0</AARInitialMessagesReceivedCount>

<AARInitialMessagesSentCount>0</AARInitialMessagesSentCount>

<AARModificationMessagesReceivedCount>0</AARModificationMessagesReceivedCount>
<AARModificationMessagesSentCount>0</AARModificationMessagesSentCount>

<AAASuccessMessagesReceivedCount>0</AAASuccessMessagesReceivedCount>

<AAASuccessMessagesSentCount>0</AAASuccessMessagesSentCount>
<AAAFailureMessagesReceivedCount>0</AAAFailureMessagesReceivedCount>

<AAAFailureMessagesSentCount>0</AAAFailureMessagesSentCount>
<RxPcmmMessagesTimeoutCount>0</RxPcmmMessagesTimeoutCount>
</Sample>
</DiameterAfPeerStats>
</Statistics>

```

## PCMM BoD and CMTS Operational Measurements

This section shows the requests and responses for:

- [PCMM BOD Statistics](#)
- [PCMM BOD Error Statistics](#)
- [PCMM BOD Session Statistics](#)
- [PCMM BOD AM Statistics](#)
- [PCMM Am Gate Statistics](#)
- [PCMM BOD Gate Statistics](#)
- [PCMM CMTS Statistics](#)
- [PCMM CTMS Gate Statistics](#)
- [PCMM Network Element Statistics](#)

### PCMM BOD Statistics

The following examples show the request and response that are defined in the XSDs for the PcmmbodStats tag.

## Request

This request follows the **QueryOmStats > PcommBodStats** tag defined in the XSDs.

The following is an example of a request for all policy servers in the system.

**Note:** The BodServer statistic is optional. The name of the BoD, if not specified, will return the counters from all the BoDs in the system.

```
<?xml version="1.0" encoding="UTF-8" ?>
<QueryOmStats>
  <StartTime>2015-08-03T00:01:00</StartTime>
  <EndTime>2015-08-08T23:59:00</EndTime>
  < PcommBodStats >
    <BodServer>BoD1</BodServer>
  </ PcommBodStats >
</QueryOmStats>
```

## Response

The response to this request follows the **Statistics > PcommBodStats** tag defined in the XSDs.

- BodServer — The name of BoD server.
- IsComplete - True if current stats period is complete. False if current stats period is incomplete (shorter than configured stats period) due to some reason such as failover.
- TotalGateCreate — Number of Gate Set messages processed to create session.
- TotalGateModify — Number of Gate Set messages processed to modify session.
- TotalGateDelete — Number of Gate Set messages processed to delete session.
- TotalGateInfo — Number of Gate Status messages processed.
- TotalGateReport -- Number of Gate Status messages processed.
- TotalSuccessGateCreate — Number of Gate Set Success messages of session created.
- TotalSuccessGateModify — Number of Gate Set Success messages of session modified.
- TotalSuccessGateDelete — Number of Gate Set Success messages of session deleted.
- TotalSuccessGateInfo — Number of Gate Status Success messages processed.
- TotalSuccessGateReport — Number of Gate Status Success messages processed.
- TotalFailureGateCreate — Number of Gate Set Error messages of session create failure.
- TotalFailureGateModify — Number of Gate Set Error messages of session modify failure.
- TotalFailureGateDelete — Number of Gate Set Error messages of session delete failure.
- TotalFailureGateInfo — Number of Gate Status Error messages processed.
- TotalFailureGateReport — Number of Gate Status Error messages processed.
- TotalTimeoutGateCreate — Number of Gate Set timeout messages to create session.
- TotalTimeoutGateModify — Number of Gate Set timeout messages to modify session.
- TotalTimeoutGateDelete — Number of Gate Set timeout messages to delete session.
- TotalTimeoutGateInfo — Number of Gate Status timeout messages processed.
- TotalPcommMessages — Number of Gate messages sent or received.
- TotalInPcommMessages — Number of Gate message received.
- TotalInPcommMessages — Number of Gate message received.
- TotalSessions — Number of total sessions.

The following is an example XML response to a PcmmbodStats tag request:

```
<?xml version="1.0" encoding="UTF-8"?>
<Statistics>
  <PcmmbodStats>
    <Sample>
      <StartTime>2007-10-26T14:30:22Z</StartTime>
      <EndTime>2007-10-26T14:35:11Z</EndTime>
      <BodServer>Atlantal05</BodServer>
      <IsComplete>true</IsComplete>
      <Type>BOD PCMM SOAP</Type>
      <TotalGateCreate>0</TotalGateCreate>
      <TotalGateModify>0</TotalGateModify>
      <TotalGateDelete>0</TotalGateDelete>
      <TotalGateInfo>0</TotalGateInfo>
      <TotalGateReport>0</TotalGateReport>
      <TotalSuccessGateCreate>0</TotalSuccessGateCreate>
      <TotalSuccessGateModify>0</TotalSuccessGateModify>
      <TotalSuccessGateDelete>0</TotalSuccessGateDelete>
      <TotalSuccessGateInfo>0</TotalSuccessGateInfo>
      <TotalSuccessGateReport>0</TotalSuccessGateReport>
      <TotalFailureGateCreate>0</TotalFailureGateCreate>
      <TotalFailureGateModify>0</TotalFailureGateModify>
      <TotalFailureGateDelete>0</TotalFailureGateDelete>
      <TotalFailureGateInfo>0</TotalFailureGateInfo>
      <TotalFailureGateReport>0</TotalFailureGateReport>
      <TotalTimeoutGateCreate>0</TotalTimeoutGateCreate>
      <TotalTimeoutGateModify>0</TotalTimeoutGateModify>
      <TotalTimeoutGateDelete>0</TotalTimeoutGateDelete>
      <TotalTimeoutGateInfo>0</TotalTimeoutGateInfo>
      <TotalPcmmbodMessages>0</TotalPcmmbodMessages>
      <TotalInPcmmbodMessages>0</TotalInPcmmbodMessages>
      <TotalSessions>0</TotalSessions>
    </Sample>
  </PcmmbodStats>
</Statistics>
```

## PCMM BOD Error Statistics

The following examples show the request and response that are defined in the XSDs for the PcmmbodErrorStats tag.

### Request

This request follows the **QueryOmStats > PcmmbodErrorStats** tag defined in the XSDs.

The following is an example of a request for all policy servers in the system.

**Note:** The name of the BoD is optional. If it is not specified, it will return the counters from all the BoDs.

```
<?xml version="1.0" encoding="UTF-8" ?>
<QueryOmStats>
  <StartTime>2015-08-03T00:01:00</StartTime>
  <EndTime>2015-08-08T23:59:00</EndTime>
  < PcmmbodStats >
    <BodServer>BoD1</BodServer>
  </ PcmmbodErrorStats>
</QueryOmStats>
```

## Response

The response to this request follows the **Statistics > PcmmBodErrorStats** tag defined in the XSDs.

- **BodServer** — The name of BoD server.
- **IsComplete** — True if current stats period is complete. False if current stats period is incomplete (shorter than configured stats period) due to some reason such as failover.
- **Name** — The identity of AM.
- **ErrorCode** — The error name and the error code if has.
- **ErrorInCount** — The number of error messages received that cause the session to fail.
- **ErrorOutCount** — The number of error messages sent, reserved field which is always 0 in this statistic.

The following is an example XML response to a PcmmBodStats tag request:

```
<?xml version="1.0" encoding="UTF-8"?>
<Statistics>
  <PcmmBodErrorStats>
    <Sample>
      <StartTime>2007-10-26T14:30:22Z</StartTime>
      <EndTime>2007-10-26T14:35:11Z</EndTime>
      <BodServer> BoD1</BodServer>
      <IsComplete>true</IsComplete>
      <Name>1</Name>
      <ErrorCode> DEPLOYFAIL_GATESETERR_INSUFFICIENTRESOURCE (1) </ErrorCode>

      <ErrorInCount>2</ErrorInCount>
      <ErrorOutCount>0</ErrorOutCount>
    </Sample>
  </PcmmBodStats>
</Statistics>
```

## PCMM BOD Session Statistics

The following examples show the request and response that are defined in the XSDs for the PcmmBodSessionStats tag.

### Request

This request follows the **QueryOmStats > PcmmBodSessionStats** tag defined in the XSDs.

The following is an example of a request for all policy servers in the system.

### Note:

optional.

The name of the BoD is optional. If it is not specified, it will return the counters from all the BoDs.

```
<?xml version="1.0" encoding="UTF-8" ?>
<QueryOmStats>
  <StartTime>2015-08-03T00:01:00</StartTime>
  <EndTime>2015-08-08T23:59:00</EndTime>
  < PcmmBodSessionStats >
    <BodServer>BoD1</BodServer>
    <Name>1</Name>
```



```

    </ PcmmbodSessionStats >
</QueryOmStats>

```

### Response

The response to this request follows the **Statistics > PcmmbodSessionStats** tag defined in the XSDs.

- **BodServer:** The name of BoD server.
- **ActiveSessionCount:** Number of active session in BoD server.
- **CreatedSessionCount:** Number of session created before including terminated session, failure session and expired session.
- **FailedSessionCount:** Number of session terminated by PCMM error.

The following is an example XML response to a PcmmbodStats tag request:

```

<?xml version="1.0" encoding="UTF-8"?>
<Statistics>
  <PcmmbodSessionStats>
    <Sample>
      <StartTime>2007-10-26T14:30:22Z</StartTime>
      <EndTime>2007-10-26T14:35:11Z</EndTime>
      <BodServer> BoD1</BodServer>
      <IsComplete>true</IsComplete>
      <Name>1</Name>
      <ActiveSessionCount>2</ActiveSessionCount>
      <CreatedSessionCount>5</CreatedSessionCount>
      <FailedSessionCount>2</FailedSessionCount>
    </Sample>
  </PcmmbodSessionStats>
</Statistics>

```

## PCMM BOD AM Statistics

The following examples show the request and response that are defined in the XSDs for the PcmmbodStats tag.

### Request

This request follows the **QueryOmStats > PcmmbodAmStats** tag defined in the XSDs.

The following is an example of a request for all policy servers in the system.

**Note:** If both the BodServer and Name parameter values are specified together, OSSI will return statistic counters from the MPE and application identity specified only.

```

<?xml version="1.0" encoding="UTF-8" ?>
<QueryOmStats>
  <StartTime>2015-08-03T00:01:00</StartTime>
  <EndTime>2015-08-08T23:59:00</EndTime>
  < PcmmbodAmStats >
    <BodServer>BoD1</BodServer>
    <Name>1</Name>
  </PcmmbodAmStats >
</QueryOmStats>

```

### Response

The response to this request follows the **Statistics > PcommBodAmStats** tag defined in the XSDs.

- BodServer: The name of BoD server.
- Name: The identity of the AM.
- IsComplete: True if current stats period is complete. False if current stats period is incomplete (shorter than configured stats period) due to some reason such as failover.
- MessagesInCount: Number of Gate messages received.
- MessagesOutCount: Number of Gate message sent.
- GateSetCount: Number of Gate Set messages sent.
- GateInfoCount: Number of Gate Info messages sent.
- GateDeleteCount: Number of Gate Delete messages sent.
- GateSetSuccessCount: Number of Gate Set Success acknowledge messages processed.
- GateInfoSuccessCount: Number of Gate Info Success acknowledge messages processed.
- GateDeleteSuccessCount: Number of Gate Delete Success acknowledge messages processed.
- GateSetErrorCount: Number of Gate Set Error acknowledge messages processed.
- GateInfoErrorCount: Number of Gate Info Error acknowledge messages processed.
- GateDeleteErrorCount: Number of Gate Delete Error acknowledge messages processed.
- ReportCount: Number of Gate Report messages processed.
- DropCount: Number of Gate Report messages ignore.
- ActiveGateCount: Number of currently active gates.
- MaxActiveGateCount: Highest number of active gates seen so far.

The following is an example XML response to a PcommBodAmStats tag request:

```
<?xml version="1.0" encoding="UTF-8"?>
<Statistics>
  <PcommBodAmStats>
    <Sample>
      <StartTime>2015-08-13T08:15:00Z</StartTime>
      <EndTime>2015-08-13T08:30:00Z</EndTime>
      <BodServer>bod</BodServer>
      <IsComplete>>true</IsComplete>
      <Name>1</Name>
      <MessagesInCount>0</MessagesInCount>
      <MessagesOutCount>0</MessagesOutCount>
      <MessagesErrorInCount>0</MessagesErrorInCount>
      <MessagesErrorOutCount>0</MessagesErrorOutCount>
      <GateSetCount>0</GateSetCount>
      <GateInfoCount>0</GateInfoCount>
      <GateDeleteCount>0</GateDeleteCount>
      <GateSetSuccessCount>0</GateSetSuccessCount>
      <GateInfoSuccessCount>0</GateInfoSuccessCount>
      <GateDeleteSuccessCount>0</GateDeleteSuccessCount>
      <GateSetErrorCount>0</GateSetErrorCount>
      <GateInfoErrorCount>0</GateInfoErrorCount>
      <GateDeleteErrorCount>0</GateDeleteErrorCount>
      <ReportCount>0</ReportCount>
      <DropCount>0</DropCount>
      <ActiveGateCount>0</ActiveGateCount>
      <MaxActiveGateCount>0</MaxActiveGateCount>
    </Sample>
  </PcommBodAmStats>
</Statistics>
```

## PCMM Am Gate Statistics

The following examples show the request and response that are defined in the XSDs for the PcmAmGateStats tag.

### Request

This request follows the **QueryOmStats > PcmAmGateStats** tag defined in the XSDs.

The following is an example of a request for all policy servers in the system.

```
<?xml version="1.0" encoding="UTF-8" ?>
<QueryOmStats>
  <StartTime>2015-08-03T00:01:00</StartTime>
  <EndTime>2015-08-08T23:59:00</EndTime>
  < PcmAmGateStats >
    <PolicyServer>Atlanta105</PolicyServer>
    <Name>1</Name>
  </ PcmAmGateStats >
</QueryOmStats>
```

### Response

The response to this request follows the **Statistics > PcmAmGateStats** tag defined in the XSDs.

- PolicyServer: The name of MPE server.
- Name: The identity of the AM.
- IsComplete: True if current stats period is complete. False if current stats period is incomplete (shorter than configured stats period) due to some reason such as failover.
- MessagesInCount -- Number of Gate messages received.
- MessagesOutCount: Number of Gate messages sent.
- GateSetCount: Number of Gate Set messages received.
- GateInfoCount: Number of Gate Info messages received.
- GateDeleteCount: Number of Gate Delete messages received.
- GateSetSuccessCount: Number of Gate Set Success acknowledge messages processed.
- GateInfoSuccessCount: Number of Gate Info Success acknowledge messages processed.
- GateDeleteSuccessCount: Number of Gate Delete Success acknowledge messages processed.
- GateSetErrorCount: Number of Gate Set Error acknowledge messages processed.
- GateInfoErrorCount: Number of Gate Info Error acknowledge messages processed.
- GateDeleteErrorCount: Number of Gate Delete Error acknowledge messages processed.
- ReportCount— Number of Gate Report messages processed.
- DropCount: Number of Gate Report messages ignored.
- ActiveGateCount: Number of currently active gates.
- MaxActiveGateCount: Highest number of active gates seen so far.

The following is an example XML response to a PcmBodStats tag request:

```
<?xml version="1.0" encoding="UTF-8"?>
<Statistics>
  <PcmAmGateStats>
    <Sample>
      <StartTime>2007-10-26T14:30:22Z</StartTime>
```

```

<EndTime>2007-10-26T14:35:11Z</EndTime>
<PolicyServer>Atlanta105</PolicyServer>
<Name>l</Name>
<IsComplete>>true</IsComplete>
<ConnectAddress>10.15.23.193</ConnectAddress>
<MessagesInCount>0</MessagesInCount>
<MessagesOutCount>0</MessagesOutCount>
<MessagesErrorInCount>0</MessagesErrorInCount>
<MessagesErrorOutCount>0</MessagesErrorOutCount>
<GateSetCount>0</GateSetCount>
<GateInfoCount>0</GateInfoCount>
<GateDeleteCount>0</GateDeleteCount>
<GateSetSuccessCount>0</GateSetSuccessCount>
<GateInfoSuccessCount>0</GateInfoSuccessCount>
<GateDeleteSuccessCount>0</GateDeleteSuccessCount>
<GateSetErrorCount>0</GateSetErrorCount>
<GateInfoErrorCount>0</GateInfoErrorCount>
<GateDeleteErrorCount>0</GateDeleteErrorCount>
  <ReportCount>0</ReportCount>
  <DropCount>0</DropCount>
  <ActiveGateCount>0</ActiveGateCount>
  <MaxActiveGateCount>0</MaxActiveGateCount>
</Sample>
</PcmmAmGateStats>
</Statistics>

```

## PCMM BOD Gate Statistics

The following examples show the request and response that are defined in the XSDs for the PcmmbodGateReportStats tag.

### Request

This request follows the **QueryOmStats > PcmmbodGateReportStats** tag defined in the XSDs.

The following is an example of a request for all policy servers in the system.

**Note:** The name of BoD, if not specified, it will return the counters from all the BoDs.

I

```

<?xml version="1.0" encoding="UTF-8" ?>
<QueryOmStats>
  <StartTime>2015-08-03T00:01:00</StartTime>
  <EndTime>2015-08-08T23:59:00</EndTime>
  < PcmmbodGateReportStats >
    <BodServer>BoD1</BodServer>
  </ PcmmbodGateReportStats >
</QueryOmStats>

```

### Response

The response to this request follows the **Statistics > PcmmbodGateReportStats** tag defined in the XSDs.

- BodServer: The name of BoD server.
- IsComplete: True if current stats period is complete. False if current stats period is incomplete (shorter than configured stats period) due to some reason such as failover.
- TotalGateReport -- Number of Gate Status messages processed.

- UnmatchGateReport: Number of mismatch gate report message.
- ProcessedGateReport: Number of gate report processed successfully.

The following is an example XML response to a PcmmbodGateReportStats tag request:

```
<?xml version="1.0" encoding="UTF-8"?>
<Statistics>
  <PcmmbodGateStats>
    <Sample>
      <StartTime>2007-10-26T14:30:22Z</StartTime>
      <EndTime>2007-10-26T14:35:11Z</EndTime>
      <BodServer> BoD1</BodServer>
      <IsComplete>true</IsComplete>
      <Name>1</Name>
      <TotalGateReport>5</TotalGateReport>
      <UnmatchedGateReport>1</UnmatchedGateReport>
      <IgnoredGateReport>3</IgnoredGateReport>
      <ProcessedGateReport>1</ProcessedGateReport>
    </Sample>
  </PcmmbodGateStats>
</Statistics>
```

## PCMM CMTS Statistics

The following examples show the request and response that are defined in the XSDs for the PcmmcmtsStats tag.

### Request

This request follows the **QueryOmStats** > **PcmmcmtsStats** tag defined in the XSDs.

The following is an example of a request for all policy servers in the system.

```
<?xml version="1.0" encoding="UTF-8" ?>
<QueryOmStats>
  <StartTime>2006-10-26T14:30:00Z</StartTime>
  <EndTime>2006-10-26T14:40:00Z</EndTime>
  <PcmmcmtsStats></PcmmcmtsStats>
</QueryOmStats>
```

### Response

The response to this request follows the **Statistics** > **PcmmcmtsStats** tag defined in the XSDs.

- SessionCount: The number of session requests received.
- SessionSuccessCount: The number of session requests successfully created.
- SessionFailCount: The number of session request failures. For example, this could be due to a policy denying a request.
- SessionProtocolFailCount: The number of session failures due to an invalid message or parameter. This count is incremented whenever the MPE determines that an incoming message from the AM has an invalid message and as a result the message has to be dropped by the MPE.
- SessionPolicyFailCount: The number of session requests that trigger a policy. This count is maintained in the MPE, one per policy. When the condition of a policy triggers, the count for that policy is incremented. The value displayed is a total trigger count, (that is, the sum of this value for all the policies). For example, if the definition of a policy is defined as, "when the device usage

is greater than 80% of capacity, reject message". When the MPE executes this policy in response to a request, if the policy triggers (that is, if the MPE determines that the device usage is > 80%), the trigger count for that policy is incremented.

The following is an example XML response to a PcmnCmtsStats tag request:

```
<?xml version="1.0" encoding="UTF-8" ?>
<Statistics>
  <PcmnCmtsStats>
    <Sample>
      <StartTime>2006-10-26T14:30:22Z</StartTime>
      <EndTime>2006-10-26T14:35:11Z</EndTime>
      <PolicyServer>Atlanta105</PolicyServer>
      <SessionCount>100</SessionCount>
      <SessionSuccessCount>97</SessionSuccessCount>
      <SessionFailCount>3</SessionFailCount>
      <SessionProtocolFailCount>1</SessionProtocolFailCount>
      <SessionPolicyFailCount>2</SessionPolicyFailCount>
    </Sample>
  </PcmnCmtsStats>
</Statistics>
```

## PCMM CTMS Gate Statistics

The following examples show the request and response that are defined in the XSDs for the PcmnCmtsGateStats tag.

### Request

This request follows the **QueryOmStats > PcmnCmtsGateStats** tag defined in the XSDs.

The following is an example of a request for all policy servers in the system.

**Note:** If both the BodServer and Name parameter values are specified together, OSSI will return statistic counters from the MPE and application identity specified only.

```
<?xml version="1.0" encoding="UTF-8" ?>
<QueryOmStats>
  <StartTime>2015-08-03T00:01:00</StartTime>
  <EndTime>2015-08-08T23:59:00</EndTime>
  < PcmnCmtsGateStats >
    <PolicyServer>MPE1</PolicyServer>
    <Name>CMTS-1</Name>
  </ PcmnCmtsGateStats >
</QueryOmStats>
```

### Response

The response to this request follows the **Statistics > PcmnCmtsGateStats** tag defined in the XSDs.

- PolicyServer: The name of MPE server.
- Name: The identity of the AM.
- MessagesInCount -- Number of Gate messages received.
- IsComplete: True if current stats period is complete. False if current stats period is incomplete (shorter than configured stats period) due to some reason such as failover.
- MessagesOutCount: Number of Gate messages sent.

- GateSetCount: Number of Gate Set messages received.
- GateInfoCount: Number of Gate Info messages received.
- GateDeleteCount: Number of Gate Delete messages received.
- GateSetSuccessCount: Number of Gate Set Success acknowledge messages processed.
- GateInfoSuccessCount: Number of Gate Info Success acknowledge messages processed.
- GateDeleteSuccessCount: Number of Gate Delete Success acknowledge messages processed.
- GateSetErrorCount: Number of Gate Set Error acknowledge messages processed.
- GateInfoErrorCount: Number of Gate Info Error acknowledge messages processed.
- GateDeleteErrorCount: Number of Gate Delete Error acknowledge messages processed.
- ReportCount— Number of Gate Report messages processed.
- DropCount: Number of Gate Report messages ignored.
- ActiveGateCount: Number of currently active gates.
- MaxActiveGateCount: Highest number of active gates seen so far.

The following is an example XML response to a PcmmBodStats tag request:

```
<?xml version="1.0" encoding="UTF-8"?>
<Statistics>
  <PcmmCmtsGateStats>
    <Sample>
      <StartTime>2007-10-26T14:30:22Z</StartTime>
      <EndTime>2007-10-26T14:35:11Z</EndTime>
      <PolicyServer>Atlanta105</PolicyServer>
      <Name>CMTS-1</Name>
      <IsComplete>true</IsComplete>
      <ConnectTime>Fri Jan 25 22:58:27 EST 2013</ConnectTime>
      <DisconnectTime>Thu Jan 24 09:30:21 EST 2013</DisconnectTime>
      <ConnectAddress>10.15.23.193</ConnectAddress>
      <ConnectCount>0</ConnectCount>
      <MessagesInCount>0</MessagesInCount>
      <MessagesOutCount>0</MessagesOutCount>
      <MessagesErrorInCount>0</MessagesErrorInCount>
      <MessagesErrorOutCount>0</MessagesErrorOutCount>
      <GateSetCount>0</GateSetCount>
      <GateInfoCount>0</GateInfoCount>
      <GateDeleteCount>0</GateDeleteCount>
      <GateSetSuccessCount>0</GateSetSuccessCount>
      <GateInfoSuccessCount>0</GateInfoSuccessCount>
      <GateDeleteSuccessCount>0</GateDeleteSuccessCount>
      <GateSetErrorCount>0</GateSetErrorCount>
      <GateInfoErrorCount>0</GateInfoErrorCount>
      <GateDeleteErrorCount>0</GateDeleteErrorCount>
      <ReportCount>0</ReportCount>
      <DropCount>0</DropCount>
      <ActiveGateCount>0</ActiveGateCount>
      <MaxActiveGateCount>0</MaxActiveGateCount>
    </Sample>
  </PcmmCmtsGateStats>
</Statistics>
```

## PCMM Network Element Statistics

The following examples show the request and response that are defined in the XSDs for the PcmmNetworkElementStats tag.

Request

This request follows the **QueryOmStats > PcommNetworkElementStats** tag defined in the XSDs.

The following is an example of a request for a single PCMM network element using the Name parameter:

```
<?xml version="1.0" encoding="UTF-8" ?>
<QueryOmStats>
  <StartTime>2006-10-26T14:30:00Z</StartTime>
  <EndTime>2006-10-26T14:35:00Z</EndTime>
  <PcommNetworkElementStats>
    <Name>Router1</Name>
  </PcommNetworkElementStats>
</QueryOmStats>
```

The following is an example of a request for multiple PCMM network elements using the Name(s) and NeId(s) parameters. This example returns statistics for three different network elements:

```
<?xml version="1.0" encoding="UTF-8" ?>
<QueryOmStats>
  <StartTime>2006-10-12T11:15:00Z</StartTime>
  <EndTime>2006-10-12T11:25:00Z</EndTime>
  <PcommNetworkElementStats>
    <Name>Router1</Name>
    <Name>Router2</Name>
    <Name>Router3</Name>
  </PcommNetworkElementStats>
</QueryOmStats>
```

The following is an example of a request for all PCMM network elements in the system. This example returns statistics for each PCMM network element:

```
<?xml version="1.0" encoding="UTF-8" ?>
<QueryOmStats>
  <StartTime>2006-10-12T11:15:00Z</StartTime>
  <EndTime>2006-10-12T11:25:00Z</EndTime>
  <PcommNetworkElementStats></PcommNetworkElementStats>
</QueryOmStats>
```

## Response

The response to this request follows the **Statistics > PcommNetworkElementStats** tag defined in the XSDs.

Both Name and NeId are returned along with the statistics and actual recorded times for those statistics. Sample groups are ordered by policy server, network element, available interface, and then by time.

- Name: Unique name identifying the network element for the following statistics.
  - NeId: Optional identifier field for the network element.
  - InterfaceName: Identifying field for the network element's Interface.
  - SessionCount: Current active sessions for that network element or Interface. This is a non-cumulative value and is displayed as an absolute.
  - SessionSuccessCount: Successful sessions.
  - SessionFailCount: Session failures.
  - Capacity: The currently defined, maximum capacity for this network element or Interface. This is a static absolute value defined in the CMP for that object.



The following is an example XML response to a multiple network element request:

```
<?xml version="1.0" encoding="UTF-8"?>
<Statistics>
  <PcmmNetworkElementStats>
    <Sample>
      <StartTime>2006-10-12T11:18:30Z</StartTime>
      <EndTime>2006-10-12T11:19:20Z</EndTime>
      <PolicyServer>Atlanta105</PolicyServer>
      <Name>Router1</Name>
      <NeId>12345</NeId>
      <SessionCount>3</SessionCount>
      <SessionSuccessCount>3</SessionSuccessCount>
      <SessionFailCount>0</SessionFailCount>
      <Capacity>50000000</Capacity>
    </Sample>
    <Sample>
      <StartTime>2006-10-12T11:19:20Z</StartTime>
      <EndTime>2006-10-12T11:20:10Z</EndTime>
      <PolicyServer>Atlanta105</PolicyServer>
      <Name>Router1</Name>
      <NeId>12345</NeId>
      <SessionCount>0</SessionCount>
      <SessionSuccessCount>0</SessionSuccessCount>
      <SessionFailCount>0</SessionFailCount>
      <Capacity>50000000</Capacity>
    </Sample>
  </PcmmNetworkElementStats>
</Statistics>
```

## PCMM Connection Error Statistics

The following examples show the request and response that are defined in the XSDs for the `ConnectionErrorStats` tag.

### Request

This request follows the `QueryOmStats > ConnectionErrorStats` tag defined in the XSDs.

The following is an example of a request for all connection error statistics:

```
<?xml version="1.0" encoding="UTF-8"?>
<XmlInterfaceRequest>
  <QueryOmStats DeltaCount="false">
    <StartTime>2010-04-02T00:01:00</StartTime>
    <EndTime>2011-05-21T23:59:00</EndTime>
    <ConnectionErrorStats>
      <Name>123</Name>
    </ConnectionErrorStats>
  </QueryOmStats>
</XmlInterfaceRequest>
```

### Response

The response to this request follows the `Statistics > ConnectionErrorStats` tag defined in the XSDs.

## Operational Measurement Requests for Cable Mode

- DiameterCommandUnsupported - The request contained a command code that the receiver did not recognize or support.
- DiameterUnableToDeliver - This error is given when the diameter node cannot deliver the message to the destination, either because no host within the realm that supports the required application was available to process the request, or because Destination-Host AVP was given without the associated Destination-Realm AVP.
- DiameterRealmNotServed - The intended realm of the request is not recognized.
- DiameterTooBusy - The diameter node has too much traffic. When returned, a diameter node attempts to send the message to an alternate peer.
- DiameterLoopDetected - An agent detected a loop while trying to get the message to the intended recipient. The message may be sent to an alternate peer if available.
- DiameterRedirectIndication - A redirect agent has determined that the request could not be satisfied locally and the initiator of the request should direct the request directly to the server, whose contact information has been added to the response. When set, the Redirect-Host AVP must be present.
- DiameterApplicationUnsupported - A request was sent for an application that is not supported.
- DiameterInvalidHdrBits - A request was received whose bits in the diameter header were either set to an invalid combination, or to a value that is inconsistent with the command code's definition.
- DiameterInvalidAvpBits - A request was received that included an AVP whose flag bits are set to an unrecognized value, or that is inconsistent with the AVP's definition.
- DiameterUnknownPeer - A CER was received from an unknown peer.
- DiameterAuthenticationRejected - The authentication process for the user failed, most likely due to an invalid password used by the user. The user is then prompted for a new password.
- DiameterOutOfSpace - A diameter node received the accounting request but was unable to commit it to stable storage due to a temporary lack of space.
- ElectionLost - The peer has lost the election process and has disconnected the transport connection.
- DiameterEndUserServiceDenied - The credit-control server denied the service request due to service restrictions. If the CCR contained used-service-units, they are deducted, if possible.
- DiameterCreditControlNotApplicable - The credit-control server determined that the service can be granted to the end user, but that no further credit control is needed for the service (for example, the service is free of charge).
- DiameterCreditLimitReached - The credit-control server denied the service request because the end user's account could not cover the requested service. If the CCR contained used-service-units, they are deducted, if possible.
- DiameterAvpUnsupported - The peer received a message that contained an AVP that is not recognized or supported and was marked with the Mandatory bit.
- DiameterUnknownSessionId - The request contained an unknown Session-Id.
- DiameterAuthorizationRejected - A request was received for which the user could not be authorized. This error could occur if the requested service is not permitted to the user.
- DiameterInvalidAvpValue - The request contained an AVP with an invalid value in its data portion.
- DiameterMissingAvp - The request did not contain an AVP that is required by the command code definition. If this value is sent in the Result-Code AVP, a Failed-AVP AVP is included in the message.
- DiameterResourcesExceeded - A request was received that cannot be authorized because the user has already expended its allowed resources.
- DiameterContradictingAvps - The Home Diameter server has detected AVPs in the request that contradict each other, and is not willing to provide service to the user.
- DiameterAvpNotAllowed - A message was received with an AVP that cannot be present.
- DiameterAvpOccursTooManyTimes - A message was received that included an AVP that appeared more often than permitted.

## Operational Measurement Requests for Cable Mode

- DiameterNoCommonApplication - This error is returned when a CER message is received, and there are no common applications supported between the peers.
- DiameterUnsupportedVersion - This error is returned when a request was received with an unsupported version number.
- DiameterUnableToComply - This error is returned when a request is rejected for unspecified reasons.
- DiameterInvalidBitInHeader - This error is returned when an unrecognized bit in the diameter header is set to one (1).
- DiameterInvalidAvpLength - The request contained an AVP with an invalid length.
- DiameterInvalidMessageLength - This error is returned when a request is received with an invalid message length.
- DiameterInvalidAvpBitCombo - The request contained an AVP with an invalid AVP Flags value.
- DiameterNoCommonSecurity - This error is returned when a CER message is received, but there are no common security mechanisms supported between the peers.
- DiameterUserUnknown - The specified end user is unknown in the credit-control server.
- DiameterRatingFailed - This error code is used to inform the credit-control client that the credit-control server cannot rate the service request due to insufficient rating input, an incorrect AVP combination, or an AVP or AVP value that is not recognized or supported in the rating.
- DiameterErrorInitialParameters - The initial parameters contain an error.
- RadiusSessionContextRemoved - The residual session context has been removed.
- RadiusInvalidEapPacket - An invalid EAP Packet was detected.
- RadiusUnsupportedAttribute - The request contained an unsupported attribute.
- RadiusMissingAttribute - A request was missing a required attribute.
- RadiusNasIdMismatch - The system was unable to match the received NAS to the stored information.
- RadiusInvalidRequest - The system has received an invalid request.
- RadiusUnsupportedService - The requested service is not supported.
- RadiusUnsupportedExtension - The requested extension is not supported.
- RadiusInvalidAttributeValue - The request contains an invalid attribute value.
- RadiusAdministrativelyProhibited - The request is administratively prohibited.
- RadiusRequestNotRoutable - The request can't be routed.
- RadiusSessionNotFound - The session context cannot be found.
- RadiusSessionNotRemoveable - The session context cannot be removed.
- RadiusProxyProcessingError - An unknown proxy processing error has occurred.
- RadiusResourcesUnavailable - The necessary resources are unavailable.
- RadiusRequestInitiated - A request has been initiated.
- RadiusMultiSessionSelectionUnsupported - The requested multiple-session selection is not supported.
- RadiusLocationInfoRequired - The location information is missing.

The following is an example of the ConnectionErrorStats tag:

```
<?xml version="1.0" ?>
<Statistics>
  <ConnectionErrorStats>
    <Sample>
      <StartTime>2011-02-22T03:45:11Z</StartTime>
      <EndTime>2011-02-22T03:45:33Z</EndTime>
      <PolicyServer>rc178</PolicyServer>
      <Name>123</Name>
    </Sample>
  </ConnectionErrorStats>
</Statistics>
```

## Operational Measurement Requests for Cable Mode

```
<NeId></NeId>
<DiameterCommandUnsupportedReceived>0</DiameterCommandUnsupportedReceived>

<DiameterCommandUnsupportedSent>0</DiameterCommandUnsupportedSent>
<DiameterUnableToDeliverReceived>0</DiameterUnableToDeliverReceived>
<DiameterUnableToDeliverSent>0</DiameterUnableToDeliverSent>
<DiameterRealmNotServedReceived>0</DiameterRealmNotServedReceived>
<DiameterRealmNotServedSent>0</DiameterRealmNotServedSent>
<DiameterTooBusyReceived>0</DiameterTooBusyReceived>
<DiameterTooBusySent>0</DiameterTooBusySent>
<DiameterLoopDetectedReceived>0</DiameterLoopDetectedReceived>
<DiameterLoopDetectedSent>0</DiameterLoopDetectedSent>
<DiameterRedirectIndicationReceived>0</DiameterRedirectIndicationReceived>

<DiameterRedirectIndicationSent>0</DiameterRedirectIndicationSent>
<DiameterApplicationUnsupportedReceived>0</DiameterApplication
  UnsupportedReceived>
<DiameterApplicationUnsupportedSent>0</DiameterApplicationUnsupportedSent>

<DiameterInvalidHdrBitsReceived>0</DiameterInvalidHdrBitsReceived>
<DiameterInvalidHdrBitsSent>0</DiameterInvalidHdrBitsSent>
<DiameterInvalidAvpBitsReceived>0</DiameterInvalidAvpBitsReceived>
<DiameterInvalidAvpBitsSent>0</DiameterInvalidAvpBitsSent>
<DiameterUnknownPeerReceived>0</DiameterUnknownPeerReceived>
<DiameterUnknownPeerSent>0</DiameterUnknownPeerSent>
<DiameterAuthenticationRejectedReceived>0</DiameterAuthentication
  RejectedReceived>
<DiameterAuthenticationRejectedSent>0</DiameterAuthenticationRejectedSent>

<DiameterOutOfSpaceReceived>0</DiameterOutOfSpaceReceived>
<DiameterOutOfSpaceSent>0</DiameterOutOfSpaceSent>
<ElectionLostReceived>0</ElectionLostReceived>
<ElectionLostSent>0</ElectionLostSent>
<DiameterEndUserServiceDeniedReceived>0</DiameterEndUserService
  DeniedReceived>
<DiameterEndUserServiceDeniedSent>0</DiameterEndUserServiceDeniedSent>
<DiameterCreditControlNotApplicableReceived>0</DiameterCreditControlNot
  ApplicableReceived>
<DiameterCreditControlNotApplicableSent>0</DiameterCreditControlNot
  ApplicableSent>
<DiameterCreditLimitReachedReceived>0</DiameterCreditLimitReachedReceived>

<DiameterCreditLimitReachedSent>0</DiameterCreditLimitReachedSent>
<DiameterAvpUnsupportedReceived>0</DiameterAvpUnsupportedReceived>
<DiameterAvpUnsupportedSent>0</DiameterAvpUnsupportedSent>
<DiameterUnknownSessionIdReceived>0</DiameterUnknownSessionIdReceived>
<DiameterUnknownSessionIdSent>0</DiameterUnknownSessionIdSent>
<DiameterAuthorizationRejectedReceived>0</DiameterAuthorization
  RejectedReceived>
<DiameterAuthorizationRejectedSent>0</DiameterAuthorizationRejectedSent>
<DiameterInvalidAvpValueReceived>0</DiameterInvalidAvpValueReceived>
<DiameterInvalidAvpValueSent>0</DiameterInvalidAvpValueSent>
<DiameterMissingAvpReceived>0</DiameterMissingAvpReceived>
<DiameterMissingAvpSent>0</DiameterMissingAvpSent>
<DiameterResourcesExceededReceived>0</DiameterResourcesExceededReceived>
<DiameterResourcesExceededSent>0</DiameterResourcesExceededSent>
<DiameterContradictingAvpsReceived>0</DiameterContradictingAvpsReceived>
<DiameterContradictingAvpsSent>0</DiameterContradictingAvpsSent>
<DiameterAvpNotAllowedReceived>0</DiameterAvpNotAllowedReceived>
<DiameterAvpNotAllowedSent>0</DiameterAvpNotAllowedSent>
<DiameterAvpOccursTooManyTimesReceived>0</DiameterAvpOccursToo
  ManyTimesReceived>
<DiameterAvpOccursTooManyTimesSent>0</DiameterAvpOccursTooManyTimesSent>
<DiameterNoCommonApplicationReceived>0</DiameterNoCommon
```

## Operational Measurement Requests for Cable Mode

```
ApplicationReceived>
<DiameterNoCommonApplicationSent>0</DiameterNoCommonApplicationSent>
<DiameterUnsupportedVersionReceived>0</DiameterUnsupportedVersionReceived>

<DiameterUnsupportedVersionSent>0</DiameterUnsupportedVersionSent>
<DiameterUnableToComplyReceived>0</DiameterUnableToComplyReceived>
<DiameterUnableToComplySent>0</DiameterUnableToComplySent>
<DiameterInvalidBitInHeaderReceived>0</DiameterInvalidBitInHeaderReceived>

<DiameterInvalidBitInHeaderSent>0</DiameterInvalidBitInHeaderSent>
<DiameterInvalidAvpLengthReceived>0</DiameterInvalidAvpLengthReceived>
<DiameterInvalidAvpLengthSent>0</DiameterInvalidAvpLengthSent>
<DiameterInvalidMessageLengthReceived>0</DiameterInvalidMessage
LengthReceived>
<DiameterInvalidMessageLengthSent>0</DiameterInvalidMessageLengthSent>
<DiameterInvalidAvpBitComboReceived>0</DiameterInvalidAvpBitComboReceived>

<DiameterInvalidAvpBitComboSent>0</DiameterInvalidAvpBitComboSent>
<DiameterNoCommonSecurityReceived>0</DiameterNoCommonSecurityReceived>
<DiameterNoCommonSecuritySent>0</DiameterNoCommonSecuritySent>
<DiameterUserUnknownReceived>0</DiameterUserUnknownReceived>
<DiameterUserUnknownSent>0</DiameterUserUnknownSent>
<DiameterRatingFailedReceived>0</DiameterRatingFailedReceived>
<DiameterRatingFailedSent>0</DiameterRatingFailedSent>
<DiameterErrorInitialParametersReceived>0</DiameterErrorInitial
ParametersReceived>
<DiameterErrorInitialParametersSent>2</DiameterErrorInitialParametersSent>

<RadiusSessionContyextRemovedReceived>0</RadiusSessionContyext
RemovedReceived>
<RadiusSessionContyextRemovedSent>0</RadiusSessionContyextRemovedSent>
<RadiusInvalidEapPacketReceived>0</RadiusInvalidEapPacketReceived>
<RadiusInvalidEapPacketSent>0</RadiusInvalidEapPacketSent>
<RadiusUnsupportedAttributeReceived>0</RadiusUnsupportedAttributeReceived>

<RadiusUnsupportedAttributeSent>0</RadiusUnsupportedAttributeSent>
<RadiusMissingAttributeReceived>0</RadiusMissingAttributeReceived>
<RadiusMissingAttributeSent>0</RadiusMissingAttributeSent>
<RadiusNasIdMismatchReceived>0</RadiusNasIdMismatchReceived>
<RadiusNasIdMismatchSent>0</RadiusNasIdMismatchSent>
<RadiusInvalidRequestReceived>0</RadiusInvalidRequestReceived>
<RadiusInvalidRequestSent>0</RadiusInvalidRequestSent>
<RadiusUnsupportedServiceReceived>0</RadiusUnsupportedServiceReceived>
<RadiusUnsupportedServiceSent>0</RadiusUnsupportedServiceSent>
<RadiusUnsupportedExtensionReceived>0</RadiusUnsupportedExtensionReceived>

<RadiusUnsupportedExtensionSent>0</RadiusUnsupportedExtensionSent>
<RadiusInvalidAttributeValueReceived>0</RadiusInvalidAttributeValueReceived>

<RadiusInvalidAttributeValueSent>0</RadiusInvalidAttributeValueSent>
<RadiusAdministrativelyProhibitedReceived>0</RadiusAdministratively
ProhibitedReceived>
<RadiusAdministrativelyProhibitedSent>0</RadiusAdministratively
ProhibitedSent>
<RadiusRequestNotRoutableReceived>0</RadiusRequestNotRoutableReceived>
<RadiusRequestNotRoutableSent>0</RadiusRequestNotRoutableSent>
<RadiusSessionNotFoundReceived>0</RadiusSessionNotFoundReceived>
<RadiusSessionNotFoundSent>0</RadiusSessionNotFoundSent>
<RadiusSessionNotRemoveableReceived>0</RadiusSessionNotRemoveableReceived>

<RadiusSessionNotRemoveableSent>0</RadiusSessionNotRemoveableSent>
<RadiusProxyProcessingErrorReceived>0</RadiusProxyProcessingErrorReceived>

<RadiusProxyProcessingErrorSent>0</RadiusProxyProcessingErrorSent>
```

```

<RadiusResourcesUnavailableReceived>0</RadiusResourcesUnavailableReceived>

  <RadiusResourcesUnavailableSent>0</RadiusResourcesUnavailableSent>
  <RadiusRequestInitiatedReceived>0</RadiusRequestInitiatedReceived>
  <RadiusRequestInitiatedSent>0</RadiusRequestInitiatedSent>
  <RadiusMultiSessionSelectionUnsupportedReceived>0</RadiusMultiSession
    SelectionUnsupportedReceived>
  <RadiusMultiSessionSelectionUnsupportedSent>0</RadiusMultiSessionSelection
    UnsupportedSent>
  <RadiusLocationInfoRequiredReceived>0</RadiusLocationInfoRequiredReceived>

  <RadiusLocationInfoRequiredSent>0</RadiusLocationInfoRequiredSent>
</Sample>
</ConnectionErrorStats>
</Statistics>

```

## Connection Error Statistics for PCMM AMID

The following examples show the request and response that are defined in the XSDs for the ConnectionErrorStats tag.

### Request

This request follows the **QueryOmStats** > **ConnectionErrorStats** tag defined in the XSDs.

The following is an example of a request for connection error statistics for PCMM AMID:

```

<?xml version="1.0" encoding="UTF-8"?>
<XmlInterfaceRequest>
  <QueryOmStats DeltaCount="false">
    <StartTime>2015-07-29T00:01:00</StartTime>
    <EndTime>2015-07-30T23:59:00</EndTime>
    <ConnectionErrorStats>
      <Name>1</Name>
    </ConnectionErrorStats>
  </QueryOmStats>
</XmlInterfaceRequest>

```

### Response

The response to this request follows the **Statistics** > **ConnectionErrorStats** tag defined in the XSDs.

The following is an example of the ConnectionErrorStats tag specifically for PMCC AMID:

```

<?xml version="1.0" ?>
<Statistics>
  <ConnectionErrorStats>
    <Sample>
      <StartTime>2015-07-30T07:45:00Z</StartTime>
      <EndTime>2015-07-30T08:00:00Z</EndTime>
      <PolicyServer>mpe</PolicyServer>
      <IsComplete>>true</IsComplete>
      <Name>1</Name>
      <NeId>1</NeId>
      <PcmmInvalidsubscriberReceived>0</PcmmInvalidsubscriberReceived>
      <PcmmInvalidsubscriberSent>0</PcmmInvalidsubscriberSent>
    </Sample>
  </ConnectionErrorStats>
</Statistics>

```

```
</ConnectionErrorStats>
</Statistics>
```

## BoD Interface Operational Measurements

This section shows the requests and responses for:

- [HTTP BOD Statistics](#)
- [SOAP BOD Statistics](#)

### HTTP BOD Statistics

The following examples show the request and response that are defined in the XSDs for the `HttpBodStats` tag.

#### Request

This request follows the `QueryOmStats > HttpBodStats` tag defined in the XSDs.

The following is an example of a request for all policy servers in the system.

**Note:** The name of the BoD is optional. If it is not specified, it will return the counters from all the BoDs.

```
<?xml version="1.0" encoding="UTF-8" ?>
<QueryOmStats>
  <StartTime>2015-08-03T00:01:00</StartTime>
  <EndTime>2015-08-08T23:59:00</EndTime>
  < HttpBodStats >
    <BodServer>BOD1</BodServer>
  </ HttpBodStats >
</QueryOmStats>
```

#### Response

The response to this request follows the `Statistics > HttpBodStats` tag defined in the XSDs.

- `BodServer`: The name of BoD server.
- `IsComplete`: True if current stats period is complete. False if current stats period is incomplete (shorter than configured stats period) due to some reason such as failover.
- `TotalCreateSessionRequest`: Number of create session request messages received.
- `TotalModifySessionRequest`: Number of modify session request messages received.
- `TotalDeleteSessionRequest`: Number of delete session request messages received.
- `TotalAddClassifierRequest`: Number of add classifier request messages received.
- `TotalModifyClassifierRequest`: Number of modify classifier request messages received.
- `TotalDeleteClassifierRequest`: Number of delete classifier request messages received.
- `TotalCreateSessionSuccessResponse`: Number of success responses for create session request.
- `TotalModifySessionSuccessResponse`: Number of success responses for modify session request.
- `TotalDeleteSessionSuccessResponse`: Number of success responses for delete session request.
- `TotalAddClassifierSuccessResponse`: Number of success responses for add classifier request.

## Operational Measurement Requests for Cable Mode

- TotalModifyClassifierSuccessResponse: Number of success responses for modify classifier request.
- TotalDeleteClassifierSuccessResponse: Number of success responses for delete classifier request.
- TotalCreateSessionFailureResponse: Number of failure responses for create session request.
- TotalModifySessionFailureResponse: Number of failure responses for modify session request.
- TotalDeleteSessionFailureResponse: Number of failure responses for delete session request.
- TotalAddClassifierFailureResponse: Number of failure responses for add classifier request.
- TotalModifyClassifierFailureResponse: Number of failure responses for modify classifier request.
- TotalDeleteClassifierFailureResponse: Number of failure responses for delete classifier request.
- TotalSuccessResponse: Number of success response sent.
- TotalFailureResponse: Number of failure response sent.
- TotalResponse: Number of response sent.
- TotalQuerySession: Number of query session requests received.

The following is an example XML response to a HttpBodStats tag request:

```
<?xml version="1.0" encoding="UTF-8"?>
<Statistics>
  <HttpBodStats>
    <Sample>
      <StartTime>2013-02-08T06:45:00Z</StartTime>
      <EndTime>2013-02-08T06:50:00Z</EndTime>
      <BodServer>BOD1</BodServer>
      <IsComplete>true</IsComplete>
      <TotalCreateSessionRequest>0</TotalCreateSessionRequest>
      <TotalModifySessionRequest>0</TotalModifySessionRequest>
      <TotalDeleteSessionRequest>0</TotalDeleteSessionRequest>
      <TotalAddClassifierRequest>0</TotalAddClassifierRequest>
      <TotalModifyClassifierRequest>0</TotalModifyClassifierRequest>
      <TotalDeleteClassifierRequest>0</TotalDeleteClassifierRequest>
      <TotalCreateSessionSuccessResponse>0</TotalCreateSessionSuccessResponse>
      <TotalModifySessionSuccessResponse>0</TotalModifySessionSuccessResponse>
      <TotalDeleteSessionSuccessResponse>0</TotalDeleteSessionSuccessResponse>
      <TotalAddClassifierSuccessResponse>0</TotalAddClassifierSuccessResponse>
      <TotalDeleteClassifierSuccessResponse>0</TotalDeleteClassifierSuccessResponse>
      <TotalModifyClassifierSuccessResponse>0</TotalModifyClassifierSuccessResponse>
      <TotalCreateSessionFailureResponse>0</TotalCreateSessionFailureResponse>
      <TotalModifySessionFailureResponse>0</TotalModifySessionFailureResponse>
      <TotalDeleteSessionFailureResponse>0</TotalDeleteSessionFailureResponse>
      <TotalAddClassifierFailureResponse>0</TotalAddClassifierFailureResponse>
      <TotalDeleteClassifierFailureResponse>0</TotalDeleteClassifierFailureResponse>
      <TotalModifyClassifierFailureResponse>0</TotalModifyClassifierFailureResponse>
      <TotalSuccessResponse>0</ TotalSuccessResponse>
      <TotalFailureResponse>0</ TotalFailureResponse>
      <TotalResponse>0</ TotalResponse>
      <SetMacTranslator>0</ SetMacTranslator>
      <TotalQuerySession>0</ TotalQuerySession>
    </Sample>
  </HttpBodStats>
</Statistics>
```



```

    </Sample>
  </HttpBodStats>
</Statistics>

```

## SOAP BOD Statistics

The following examples show the request and response that are defined in the XSDs for the SoapBodStats tag.

### Request

This request follows the **QueryOmStats > SoapBodStats** tag defined in the XSDs.

The following is an example of a request for all policy servers in the system.

**Note:** The name of the BoD is optional. If it is not specified, it will return the counters from all the BoDs.

```

<?xml version="1.0" encoding="UTF-8" ?>
<QueryOmStats>
  <StartTime>2015-08-03T00:01:00</StartTime>
  <EndTime>2015-08-08T23:59:00</EndTime>
  < SoapBodStats>
    <BodServer>BOD1</BodServer>
  </ SoapBodStats>
</QueryOmStats>

```

### Response

The response to this request follows the **Statistics > SoapBodStats** tag defined in the XSDs.

- BodServer: The name of BoD server.
- IsComplete: True if current stats period is complete. False if current stats period is incomplete (shorter than configured stats period) due to some reason such as failover.
- TotalCreateSessionRequest: Number of create session request messages received.
- TotalModifySessionRequest: Number of modify session request messages received.
- TotalDeleteSessionRequest: Number of delete session request messages received.
- TotalAddClassifierRequest: Number of add classifier request messages received.
- TotalModifyClassifierRequest: Number of modify classifier request messages received.
- TotalDeleteClassifierRequest: Number of delete classifier request messages received.
- TotalCreateSessionSuccessResponse: Number of success responses for create session request.
- TotalModifySessionSuccessResponse: Number of success responses for modify session request.
- TotalDeleteSessionSuccessResponse: Number of success responses for delete session request.
- TotalAddClassifierSuccessResponse: Number of success responses for add classifier request.
- TotalModifyClassifierSuccessResponse: Number of success responses for modify classifier request.
- TotalDeleteClassifierSuccessResponse: Number of success responses for delete classifier request.
- TotalCreateSessionFailureResponse: Number of failure responses for create session request.
- TotalModifySessionFailureResponse: Number of failure responses for modify session request.
- TotalDeleteSessionFailureResponse: Number of failure responses for delete session request.
- TotalAddClassifierFailureResponse: Number of failure responses for add classifier request.
- TotalModifyClassifierFailureResponse: Number of failure responses for modify classifier request.
- TotalDeleteClassifierFailureResponse: Number of failure responses for delete classifier request.

## Operational Measurement Requests for Cable Mode

- TotalSuccessResponse: Number of success response sent.
- TotalFailureResponse: Number of failure response sent.
- TotalResponse: Number of response sent.
- TotalQuerySession: Number of query session requests received.

The following is an example XML response to a HttpBodStats tag request:

```
<?xml version="1.0" encoding="UTF-8"?>
<Statistics>
  <SoapBodStats>
    <Sample>
      <StartTime>2013-02-08T06:45:00Z</StartTime>
      <EndTime>2013-02-08T06:50:00Z</EndTime>
      <BodServer>BOD1</BodServer>
      <IsComplete>true</IsComplete>
      <TotalCreateSessionRequest>0</TotalCreateSessionRequest>
      <TotalModifySessionRequest>0</TotalModifySessionRequest>
      <TotalDeleteSessionRequest>0</TotalDeleteSessionRequest>
      <TotalAddClassifierRequest>0</TotalAddClassifierRequest>
      <TotalModifyClassifierRequest>0</TotalModifyClassifierRequest>
      <TotalDeleteClassifierRequest>0</TotalDeleteClassifierRequest>
      <TotalCreateSessionSuccessResponse>0</TotalCreateSessionSuccessResponse>

      <TotalModifySessionSuccessResponse>0</TotalModifySessionSuccessResponse>

      <TotalDeleteSessionSuccessResponse>0</TotalDeleteSessionSuccessResponse>

      <TotalAddClassifierSuccessResponse>0</TotalAddClassifierSuccessResponse>

      <TotalDeleteClassifierSuccessResponse>0</
TotalDeleteClassifierSuccessResponse>
      <TotalModifyClassifierSuccessResponse>0</
TotalModifyClassifierSuccessResponse>
      <TotalCreateSessionFailureResponse>0</
TotalCreateSessionFailureResponse>
      <TotalModifySessionFailureResponse>0</TotalModifySessionFailureResponse>

      <TotalDeleteSessionFailureResponse>0</
TotalDeleteSessionFailureResponse>
      <TotalAddClassifierFailureResponse>0</
TotalAddClassifierFailureResponse>
      <TotalDeleteClassifierFailureResponse>0</
TotalDeleteClassifierFailureResponse>
      <TotalModifyClassifierFailureResponse>0</
TotalModifyClassifierFailureResponse>
      <TotalSuccessResponse>0</ TotalSuccessResponse>
      <TotalFailureResponse>0</ TotalFailureResponse>
      <TotalResponse>0</ TotalResponse>
      <SetMacTranslator>0</ SetMacTranslator>
      <TotalQuerySession>0</ TotalQuerySession>
    </Sample>
  </SoapBodStats>
</Statistics>
```

## CMTS Re-discovery Operational Measurement Requests

This section shows requests and responses for:

- [CMTS Re-discovery Query Network Element](#)
- [CMTS Re-discovery Add Network Element Interface](#)
- [CMTS Re-discovery Update Network Element Interface](#)

## CMTS Re-discovery Query Network Element

The following examples show the request and response that are defined in the XSDs for the AddNetworkElement tag.

### Request

This request follows the **QueryNetworkElement** tag defined in the XSDs.

```
<?xml version="1.0" encoding="UTF-8" standalone="yes"?>
<XmlInterfaceRequest>
  <QueryNetworkElement Rediscovery="yes" DistributeImmediately="yes">
    <Name>CMTS-27-1</Name>
    <Name>CMTS-27-2</Name>
    <Name>CMTS-27-3</Name>
  </QueryNetworkElement>
</XmlInterfaceRequest>
```

### Response

The response to this request follows the **ConfiguratonData > NetworkElement** tag defined in the XSDs.

```
<ConfigurationData version="11.53.0">
  <NetworkElement>
    <Name>CMTS-27-1</Name>
    <Description/>
    <HostName>10.16.27.1</HostName>
    <BackupHostName/>
    <NetworkElementType>CMTS</NetworkElementType>
    <NeSubType>None</NeSubType>
    <Managed>true</Managed>
    <PcmmPort>3919</PcmmPort>
    <DqosPort>0</DqosPort>
    <ReadCommunity>public</ReadCommunity>
    <Capacity>0</Capacity>
    <X>0</X>
    <Y>0</Y>
    <ManualSubnet>
      <IpAddress>27.1.1.0</IpAddress>
      <Mask>24</Mask>
    </ManualSubnet>
    <LearnedSubnet>
      <IpAddress>27.1.2.0</IpAddress>
      <Mask>24</Mask>
    </LearnedSubnet>
    <LearnedSubnet>
      <IpAddress>27.1.3.0</IpAddress>
      <Mask>24</Mask>
    </LearnedSubnet>
    <LearnedSubnet>
      <IpAddress>27.1.4.0</IpAddress>
      <Mask>24</Mask>
    </LearnedSubnet>
```

```

<LearnedSubnet>
  <IpAddress>27.1.5.0</IpAddress>
  <Mask>24</Mask>
</LearnedSubnet>
<LearnedSubnet>
  <IpAddress>27.1.6.0</IpAddress>
  <Mask>24</Mask>
</LearnedSubnet>
<LearnedSubnet>
  <IpAddress>27.1.7.0</IpAddress>
  <Mask>24</Mask>
</LearnedSubnet>
</NetworkElementGroup>
</ConfigurationData>

```

## CMTS Re-discovery Add Network Element Interface

The following examples show the request and response that are defined in the XSDs for the AddNetworkElement tag.

### Request

This request follows the **AddNetworkElement** tag defined in the XSDs.

```

<?xml version="1.0" encoding="UTF-8" standalone="yes"?>
<XmlInterfaceRequest>
  <AddNetworkElement Rediscovery="yes" DistributeImmediately="yes">
    <NetworkElement>
      <Name>CMTS_public</Name>
      <Description></Description>
      <HostName>10.60.58.1</HostName>
      <BackupHostName></BackupHostName>
      <NetworkElementType>CMTS</NetworkElementType>
      <NeSubType>None</NeSubType>
      <Managed>true</Managed>
      <PcmmPort>3918</PcmmPort>
      <DqosPort>0</DqosPort>
      <ReadCommunity>public</ReadCommunity>
      <Capacity>0</Capacity>
      <X>0</X>
      <Y>0</Y>
    </NetworkElement>
  </AddNetworkElement>
</XmlInterfaceRequest>

```

### Request

The response to this request follows the **Command > NetworkElement** tag defined in the XSDs.

```

<?xml version="1.0" ?>
<Response>
  <Result>0</Result>
  <Command type="XmlInterfaceResponse">
    <Success count="2">Successfully imported 1 network element(s).

    Successfully to rediscover 1 CMTS(s).</Success>
    <Failure count="0"></Failure>
  </Command>
</Response>

```

```

    </Command>
</Response>

```

## CMTS Re-discovery Update Network Element Interface

The following examples show the request and response that are defined in the XSDs for the UpdateNetworkElement tag.

### Request

This request follows the **UpdateNetworkElement** tag defined in the XSDs.

```

<?xml version="1.0" encoding="UTF-8" standalone="yes"?>
<XmlInterfaceRequest>
  <UpdateNetworkElement Rediscovery="yes" DistributeImmediately="yes">
    <NetworkElement>
      <Name>CMTS_public</Name>
      <Description></Description>
      <HostName>10.60.58.1</HostName>
      <BackupHostName></BackupHostName>
      <NetworkElementType>CMTS</NetworkElementType>
      <NeSubType>None</NeSubType>
      <Managed>true</Managed>
      <PcmmPort>3918</PcmmPort>
      <DqosPort>0</DqosPort>
      <ReadCommunity>public1</ReadCommunity>
      <Capacity>0</Capacity>
      <X>0</X>
      <Y>0</Y>
    </NetworkElement>
  </UpdateNetworkElement>
</XmlInterfaceRequest>

```

### Response

The response to this request follows the **Command > UpdateNetworkElement** tag defined in the XSDs.

```

<?xml version="1.0" ?>
<Response>
  <Result>0</Result>
  <Command type="XmlInterfaceResponse">
    <Success count="1">Successfully updated 1 network element(s).</Success>
    <Failure count="1">Failed to rediscover 1 CMTS(s).</Failure>
  </Command>
</Response>

```

## DQos Operational Measurements Requests

This section shows the requests and responses for:

- [DQos CMTS Statistics](#)
- [DQos Network Element Statistics](#)

## DQos CMTS Statistics

The following examples show the request and response that are defined in the XSDs for the DqosCmtsStats tag.

### Request

This request follows the **QueryOmStats** > **DqosCmtsStats** tag defined in the XSDs.

The following is an example of a request for all policy servers in the system.

```
<?xml version="1.0" encoding="UTF-8" ?>
<QueryOmStats>
  <StartTime>2006-10-26T14:30:00Z</StartTime>
  <EndTime>2006-10-26T14:40:00Z</EndTime>
  <DqosCmtsStats/>
</QueryOmStats>
```

### Response

The response to this request follows the **Statistics** > **DqosCmtsStats** tag defined in the XSDs.

- **SessionCount**: The number of session requests received.
- **SessionSuccessCount**: The number of session requests successfully created.
- **SessionFailCount**: The number of session request failures. For example, this could be due to a policy denying a request.
- **SessionProtocolFailCount**: The number of session failures due to an invalid message or parameter. This count is incremented whenever the MPE determines that an incoming message from the AM has an invalid message and as a result, the message has to be dropped by the MPE.
- **SessionPolicyFailCount**: The number of session requests that trigger a policy. This count is maintained in the MPE, one per policy. When the condition of a policy triggers, the count for that policy is incremented. The value displayed is a total trigger count, (that is, the sum of this value for all the policies). For example, if the definition of a policy is defined as, "when the device usage is greater than 80% of capacity, reject message". When the MPE executes this policy in response to a request, if the policy triggers (that is, if the MPE determines that the device usage is > 80%), the trigger count for that policy is incremented.

The following is an example XML response to a DqosCmtsStats tag request:

```
<?xml version="1.0" encoding="UTF-8"?>
<Statistics>
  <DqosCmtsStats>
    <Sample>
      <StartTime>2006-10-26T14:30:22Z</StartTime>
      <EndTime>2006-10-26T14:35:11Z</EndTime>
      <PolicyServer>Atlanta105</PolicyServer>
      <SessionCount>100</SessionCount>
      <SessionSuccessCount>97</SessionSuccessCount>
      <SessionFailCount>3</SessionFailCount>
      <SessionProtocolFailCount>1</SessionProtocolFailCount>
      <SessionPolicyFailCount>2</SessionPolicyFailCount>
    </Sample>
  </DqosCmtsStats>
</Statistics>
```

## DQoS Network Element Statistics

The following examples show the request and response that are defined in the XSDs for the `DqosNetworkElementStats` tag.

### Request

This request follows the `QueryOmStats > DqosNetworkElementStats` tag defined in the XSDs.

The following is an example of a request for a single DQoS network element using the `Name` parameter:

```
<?xml version="1.0" encoding="UTF-8" ?>
<QueryOmStats>
  <StartTime>2006-10-26T14:30:00Z</StartTime>
  <EndTime>2006-10-26T14:35:00Z</EndTime>
  <DqosNetworkElementStats>
    <Name>Router1</Name>
  </DqosNetworkElementStats>
</QueryOmStats>
```

The following is an example of a request for all DQoS network elements in the system. This example returns statistics for each DQoS network element:

```
<?xml version="1.0" encoding="UTF-8" ?>
<QueryOmStats>
  <StartTime>2006-10-12T11:15:00Z</StartTime>
  <EndTime>2006-10-12T11:25:00Z</EndTime>
  <DqosNetworkElementStats></DqosNetworkElementStats>
</QueryOmStats>
```

### Response

The response to this request follows the `Statistics > DqosNetworkElementStats` tag defined in the XSDs.

Both `Name` and `NeId` are returned along with the statistics and actual recorded times for those statistics. Sample groups are ordered by policy server, network element, available interface, and then by time.

- `Name`: Unique name identifying the network element for the following statistics.
  - `NeId`: Optional identifier field for the network element.
  - `InterfaceName`: Identifying field for the network element's Interface.
  - `SessionCount`: Current active sessions for that network element or Interface. This is a non-cumulative value and is displayed as an absolute.
  - `SessionSuccessCount`: Successful sessions.
  - `SessionFailCount`: Session failures.
  - `Capacity`: The currently defined, maximum capacity for this network element or Interface. This is a static absolute value defined in the CMP for that object.

The following is an example XML response to a multiple network element request:

```
<?xml version="1.0" encoding="UTF-8" ?>
<Statistics>
  <DqosNetworkElementStats>
```

```

    <Sample>
      <StartTime>2006-10-12T11:18:30Z</StartTime>
      <EndTime>2006-10-12T11:19:20Z</EndTime>
      <PolicyServer>Atlanta105</PolicyServer>
      <Name>Router1</Name>
      <NeId>12345</NeId>
      <SessionCount>3</SessionCount>
      <SessionSuccessCount>3</SessionSuccessCount>
      <SessionFailCount>0</SessionFailCount>
      <Capacity>50000000</Capacity>
    </Sample>
  <Sample>
    <StartTime>2006-10-12T11:19:20Z</StartTime>
    <EndTime>2006-10-12T11:20:10Z</EndTime>
    <PolicyServer>Atlanta105</PolicyServer>
    <Name>Router1</Name>
    <NeId>12345</NeId>
    <SessionCount>0</SessionCount>
    <SessionSuccessCount>0</SessionSuccessCount>
    <SessionFailCount>0</SessionFailCount>
    <Capacity>50000000</Capacity>
  </Sample>
</DqosNetworkElementStats>
</Statistics>

```

## Traffic Profile Statistics

The following examples show the request and response that are defined in the XSDs for the TrafficProfileStats tag.

### Request

This request follows the **QueryOmStats** > **TrafficProfileStats** tag defined in the XSDs.

The following is an example of a request for a single policy server:

```

<?xml version="1.0" encoding="UTF-8"?>
<QueryOmStats>
  <StartTime>2001-12-31T12:00:00</StartTime>
  <EndTime>2001-12-31T12:15:00</EndTime>
  <TrafficProfileStats>
    <PolicyServer>PolicyServer</PolicyServer>
    <Name>TrafficProfileName</Name>
  </TrafficProfileStats>
</QueryOmStats>

```

### Response

The response to this request follows the **Statistics** > **TrafficProfileStats** tag defined in the XSDs.

The following is an example of a response for a single policy server:

```

<?xml version="1.0" encoding="UTF-8"?>
<Statistics>
  <TrafficProfileStats>
    <Sample>

```



```

<StartTime>2001-12-31T12:00:00</StartTime>
<EndTime>2001-12-31T12:15:00</EndTime>
<PolicyServer>PolicyServer</PolicyServer>
<Name>TrafficProfileName</Name>
<NumberOfTimesInstalledAttempts>0</NumberOfTimesInstalledAttempts>
<NumberOfTimesRemovedByPCRF>0</NumberOfTimesRemovedByPCRF>

<NumberOfTimesFailedOrRemovedByGateway>0</NumberOfTimesFailedOrRemovedByGateway>

</TrafficProfileStats>

```

Individual statistics are defined for Traffic Profiles as follows:

- **Install Attempt:** COUNTER which tracks the number of times the PCRF attempts to install a specific Traffic Profile.
- **Removed by PCRF:** COUNTER which tracks the number of times the PCRF initiates the removal of a specific Traffic Profile.
- **Failed or Removed by Gateway:** COUNTER which tracks the number of times specific Traffic Profiles fail to install on the gateway, and the number of times the gateway removes a rule without PCRF approval.
- **NumberOfTimesTotalRetryAttempts:** The total number of retry attempts taken to successfully install the rule.
- **NumberOfTimesRetryCycles:** The number of Retry Cycles taken to successfully install the PCC/ADC rule for which retry mechanism was started.
- **NumberOfTimesFailedAfterMaxRetryCycles:** The number of times a PCC/ADC rule failed to be installed after trying for max number of retries

## Protocol Error Statistics

The following examples show the request and response that are defined in the XSDs for the ProtocolErrorStats tag.

### Request

This request follows the **QueryOmStats > ProtocolErrorStats** tag defined in the XSDs.

The following is an example of a request for a single policy server:

```

<?xml version="1.0" encoding="UTF-8"?>
<XmlInterfaceRequest>
  <QueryOmStats DeltaCount="false">
    <StartTime>2010-04-02T00:01:00</StartTime>
    <EndTime>2011-05-31T23:59:00</EndTime>
    <ProtocolErrorStats>
      <PolicyServer>rc178</PolicyServer>
    </ProtocolErrorStats>
  </QueryOmStats>
</XmlInterfaceRequest>

```

### Response

The response to this request follows the **Statistics > ProtocolErrorStats** tag defined in the XSDs.

Individual statistics are defined as follows:

## Operational Measurement Requests for Cable Mode

- **DiameterCommandUnsupported** - The request contained a command code that the receiver did not recognize or support.
- **DiameterUnableToDeliver** - This error is given when the diameter node cannot deliver the message to the destination, either because no host within the realm that supports the required application was available to process the request, or because Destination-Host AVP was given without the associated Destination-Realm AVP.
- **DiameterRealmNotServed** - The intended realm of the request is not recognized.
- **DiameterTooBusy** - The diameter node has too much traffic. When returned, a diameter node attempts to send the message to an alternate peer.
- **DiameterLoopDetected** - An agent detected a loop while trying to get the message to the intended recipient. The message may be sent to an alternate peer if available.
- **DiameterRedirectIndication** - A redirect agent has determined that the request could not be satisfied locally and the initiator of the request should direct the request directly to the server, whose contact information has been added to the response. When set, the Redirect-Host AVP must be present.
- **DiameterApplicationUnsupported** - A request was sent for an application that is not supported.
- **DiameterInvalidHdrBits** - A request was received whose bits in the diameter header were either set to an invalid combination, or to a value that is inconsistent with the command code's definition.
- **DiameterInvalidAvpBits** - A request was received that included an AVP whose flag bits are set to an unrecognized value, or that is inconsistent with the AVP's definition.
- **DiameterUnknownPeer** - A CER was received from an unknown peer.
- **DiameterAuthenticationRejected** - The authentication process for the user failed, most likely due to an invalid password used by the user. The user is then prompted for a new password.
- **DiameterOutOfSpace** - A diameter node received the accounting request but was unable to commit it to stable storage due to a temporary lack of space.
- **ElectionLost** - The peer has lost the election process and has disconnected the transport connection.
- **DiameterEndUserServiceDenied** - The credit-control server denied the service request due to service restrictions. If the CCR contained used-service-units, they are deducted, if possible.
- **DiameterCreditControlNotApplicable** - The credit-control server determined that the service can be granted to the end user, but that no further credit control is needed for the service (for example, the service is free of charge).
- **DiameterCreditLimitReached** - The credit-control server denied the service request because the end user's account could not cover the requested service. If the CCR contained used-service-units, they are deducted, if possible.
- **DiameterAvpUnsupported** - The peer received a message that contained an AVP that is not recognized or supported and was marked with the Mandatory bit.
- **DiameterUnknownSessionId** - The request contained an unknown Session-Id.
- **DiameterAuthorizationRejected** - A request was received for which the user could not be authorized. This error could occur if the requested service is not permitted to the user.
- **DiameterInvalidAvpValue** - The request contained an AVP with an invalid value in its data portion.
- **DiameterMissingAvp** - The request did not contain an AVP that is required by the command code definition. If this value is sent in the Result-Code AVP, a Failed-AVP AVP is included in the message.
- **DiameterResourcesExceeded** - A request was received that cannot be authorized because the user has already expended its allowed resources.
- **DiameterContradictingAvps** - The Home Diameter server has detected AVPs in the request that contradict each other, and is not willing to provide service to the user.
- **DiameterAvpNotAllowed** - A message was received with an AVP that cannot be present.
- **DiameterAvpOccursTooManyTimes** - A message was received that included an AVP that appeared more often than permitted.

## Operational Measurement Requests for Cable Mode

- DiameterNoCommonApplication - This error is returned when a CER message is received, and there are no common applications supported between the peers.
- DiameterUnsupportedVersion - This error is returned when a request was received with an unsupported version number.
- DiameterUnableToComply - This error is returned when a request is rejected for unspecified reasons.
- DiameterInvalidBitInHeader - This error is returned when an unrecognized bit in the diameter header is set to one (1).
- DiameterInvalidAvpLength - The request contained an AVP with an invalid length.
- DiameterInvalidMessageLength - This error is returned when a request is received with an invalid message length.
- DiameterInvalidAvpBitCombo - The request contained an AVP with an invalid AVP Flags value.
- DiameterNoCommonSecurity - This error is returned when a CER message is received, but there are no common security mechanisms supported between the peers.
- DiameterUserUnknown - The specified end user is unknown in the credit-control server.
- DiameterRatingFailed - This error code is used to inform the credit-control client that the credit-control server cannot rate the service request due to insufficient rating input, an incorrect AVP combination, or an AVP or AVP value that is not recognized or supported in the rating.
- DiameterErrorInitialParameters - The initial parameters contain an error.
- RadiusSessionContextRemoved - The residual session context has been removed.
- RadiusInvalidEapPacket - An invalid EAP Packet was detected.
- RadiusUnsupportedAttribute - The request contained an unsupported attribute.
- RadiusMissingAttribute - A request was missing a required attribute.
- RadiusNasIdMismatch - The system was unable to match the received NAS to the stored information.
- RadiusInvalidRequest - The system has received an invalid request.
- RadiusUnsupportedService - The requested service is not supported.
- RadiusUnsupportedExtension - The requested extension is not supported.
- RadiusInvalidAttributeValue - The request contains an invalid attribute value.
- RadiusAdministrativelyProhibited - The request is administratively prohibited.
- RadiusRequestNotRoutable - The request cannot be routed.
- RadiusSessionNotFound - The session context cannot be found.
- RadiusSessionNotRemoveable - The session context cannot be removed.
- RadiusProxyProcessingError - An unknown proxy processing error has occurred.
- RadiusResourcesUnavailable - The necessary resources are unavailable.
- RadiusRequestInitiated - A request has been initiated.
- RadiusMultiSessionSelectionUnsupported - The requested multiple-session selection is not supported.
- RadiusLocationInfoRequired - The location information is missing.

```
<?xml version="1.0" ?>
<Statistics>
  <ProtocolErrorStats>
    <Sample>
      <StartTime>2011-02-22T03:45:11Z</StartTime>
      <EndTime>2011-02-22T03:45:33Z</EndTime>
      <PolicyServer>rc178</PolicyServer>
      <DiameterCommandUnsupportedReceived>0</DiameterCommandUnsupportedReceived>
      <DiameterCommandUnsupportedSent>0</DiameterCommandUnsupportedSent>
    </Sample>
  </ProtocolErrorStats>
</Statistics>
```

## Operational Measurement Requests for Cable Mode

```
<DiameterUnableToDeliverReceived>0</DiameterUnableToDeliverReceived>
<DiameterUnableToDeliverSent>0</DiameterUnableToDeliverSent>
<DiameterRealmNotServedReceived>0</DiameterRealmNotServedReceived>
<DiameterRealmNotServedSent>0</DiameterRealmNotServedSent>
<DiameterTooBusyReceived>0</DiameterTooBusyReceived>
<DiameterTooBusySent>0</DiameterTooBusySent>
<DiameterLoopDetectedReceived>0</DiameterLoopDetectedReceived>
<DiameterLoopDetectedSent>0</DiameterLoopDetectedSent>
<DiameterRedirectIndicationReceived>0</DiameterRedirectIndicationReceived>
<DiameterRedirectIndicationSent>0</DiameterRedirectIndicationSent>
<DiameterApplicationUnsupportedReceived>0</DiameterApplication
  UnsupportedReceived>
<DiameterApplicationUnsupportedSent>0</DiameterApplicationUnsupportedSent>
<DiameterInvalidHdrBitsReceived>0</DiameterInvalidHdrBitsReceived>
<DiameterInvalidHdrBitsSent>0</DiameterInvalidHdrBitsSent>
<DiameterInvalidAvpBitsReceived>0</DiameterInvalidAvpBitsReceived>
<DiameterInvalidAvpBitsSent>0</DiameterInvalidAvpBitsSent>
<DiameterUnknownPeerReceived>0</DiameterUnknownPeerReceived>
<DiameterUnknownPeerSent>0</DiameterUnknownPeerSent>
<DiameterAuthenticationRejectedReceived>0</DiameterAuthentication
  RejectedReceived>
<DiameterAuthenticationRejectedSent>0</DiameterAuthentication
  RejectedSent>
<DiameterOutOfSpaceReceived>0</DiameterOutOfSpaceReceived>
<DiameterOutOfSpaceSent>0</DiameterOutOfSpaceSent>
<ElectionLostReceived>0</ElectionLostReceived>
<ElectionLostSent>0</ElectionLostSent>
<DiameterEndUserServiceDeniedReceived>0</DiameterEndUserService
  DeniedReceived>
<DiameterEndUserServiceDeniedSent>0</DiameterEndUserServiceDeniedSent>
<DiameterCreditControlNotApplicableReceived>0</DiameterCreditControlNot
  ApplicableReceived>
<DiameterCreditControlNotApplicableSent>0</DiameterCreditControlNot
  ApplicableSent>
<DiameterCreditLimitReachedReceived>0</DiameterCreditLimitReachedReceived>
<DiameterCreditLimitReachedSent>0</DiameterCreditLimitReachedSent>
<DiameterAvpUnsupportedReceived>0</DiameterAvpUnsupportedReceived>
<DiameterAvpUnsupportedSent>0</DiameterAvpUnsupportedSent>
<DiameterUnknownSessionIdReceived>0</DiameterUnknownSessionIdReceived>
<DiameterUnknownSessionIdSent>0</DiameterUnknownSessionIdSent>
<DiameterAuthorizationRejectedReceived>0</DiameterAuthorization
  RejectedReceived>
<DiameterAuthorizationRejectedSent>0</DiameterAuthorizationRejectedSent>
<DiameterInvalidAvpValueReceived>0</DiameterInvalidAvpValueReceived>
<DiameterInvalidAvpValueSent>0</DiameterInvalidAvpValueSent>
<DiameterMissingAvpReceived>0</DiameterMissingAvpReceived>
<DiameterMissingAvpSent>0</DiameterMissingAvpSent>
<DiameterResourcesExceededReceived>0</DiameterResourcesExceededReceived>
<DiameterResourcesExceededSent>0</DiameterResourcesExceededSent>
<DiameterContradictingAvpsReceived>0</DiameterContradictingAvpsReceived>
<DiameterContradictingAvpsSent>0</DiameterContradictingAvpsSent>
<DiameterAvpNotAllowedReceived>0</DiameterAvpNotAllowedReceived>
<DiameterAvpNotAllowedSent>0</DiameterAvpNotAllowedSent>
<DiameterAvpOccursTooManyTimesReceived>0</DiameterAvpOccursTooMany
  TimesReceived>
<DiameterAvpOccursTooManyTimesSent>0</DiameterAvpOccursTooManyTimesSent>
<DiameterNoCommonApplicationReceived>0</DiameterNoCommonApplicationReceived>
<DiameterNoCommonApplicationSent>0</DiameterNoCommonApplicationSent>
<DiameterUnsupportedVersionReceived>0</DiameterUnsupportedVersionReceived>
```

## Operational Measurement Requests for Cable Mode

```
<DiameterUnsupportedVersionSent>0</DiameterUnsupportedVersionSent>
<DiameterUnableToComplyReceived>0</DiameterUnableToComplyReceived>
<DiameterUnableToComplySent>0</DiameterUnableToComplySent>
<DiameterInvalidBitInHeaderReceived>0</DiameterInvalidBitInHeaderReceived>

<DiameterInvalidBitInHeaderSent>0</DiameterInvalidBitInHeaderSent>
<DiameterInvalidAvpLengthReceived>0</DiameterInvalidAvpLengthReceived>
<DiameterInvalidAvpLengthSent>0</DiameterInvalidAvpLengthSent>

<DiameterInvalidMessageLengthReceived>0</DiameterInvalidMessageLengthReceived>
<DiameterInvalidMessageLengthSent>0</DiameterInvalidMessageLengthSent>
<DiameterInvalidAvpBitComboReceived>0</DiameterInvalidAvpBitComboReceived>

<DiameterInvalidAvpBitComboSent>0</DiameterInvalidAvpBitComboSent>
<DiameterNoCommonSecurityReceived>0</DiameterNoCommonSecurityReceived>
<DiameterNoCommonSecuritySent>0</DiameterNoCommonSecuritySent>
<DiameterUserUnknownReceived>0</DiameterUserUnknownReceived>
<DiameterUserUnknownSent>0</DiameterUserUnknownSent>
<DiameterRatingFailedReceived>0</DiameterRatingFailedReceived>
<DiameterRatingFailedSent>0</DiameterRatingFailedSent>
<DiameterErrorInitialParametersReceived>0</DiameterErrorInitial
  ParametersReceived>
<DiameterErrorInitialParametersSent>2</DiameterErrorInitialParametersSent>

<RadiusSessionContyextRemovedReceived>0</RadiusSessionContyext
  RemovedReceived>
<RadiusSessionContyextRemovedSent>0</RadiusSessionContyextRemovedSent>
<RadiusInvalidEapPacketReceived>0</RadiusInvalidEapPacketReceived>
<RadiusInvalidEapPacketSent>0</RadiusInvalidEapPacketSent>
<RadiusUnsupportedAttributeReceived>0</RadiusUnsupportedAttributeReceived>

<RadiusUnsupportedAttributeSent>0</RadiusUnsupportedAttributeSent>
<RadiusMissingAttributeReceived>0</RadiusMissingAttributeReceived>
<RadiusMissingAttributeSent>0</RadiusMissingAttributeSent>
<RadiusNasIdMismatchReceived>0</RadiusNasIdMismatchReceived>
<RadiusNasIdMismatchSent>0</RadiusNasIdMismatchSent>
<RadiusInvalidRequestReceived>0</RadiusInvalidRequestReceived>
<RadiusInvalidRequestSent>0</RadiusInvalidRequestSent>
<RadiusUnsupportedServiceReceived>0</RadiusUnsupportedServiceReceived>
<RadiusUnsupportedServiceSent>0</RadiusUnsupportedServiceSent>
<RadiusUnsupportedExtensionReceived>0</RadiusUnsupportedExtensionReceived>

<RadiusUnsupportedExtensionSent>0</RadiusUnsupportedExtensionSent>
<RadiusInvalidAttributeValueReceived>0</RadiusInvalidAttributeValueReceived>

<RadiusInvalidAttributeValueSent>0</RadiusInvalidAttributeValueSent>
<RadiusAdministrativelyProhibitedReceived>0</RadiusAdministratively
  ProhibitedReceived>
<RadiusAdministrativelyProhibitedSent>0</RadiusAdministratively
  ProhibitedSent>
<RadiusRequestNotRoutableReceived>0</RadiusRequestNotRoutableReceived>
<RadiusRequestNotRoutableSent>0</RadiusRequestNotRoutableSent>
<RadiusSessionNotFoundReceived>0</RadiusSessionNotFoundReceived>
<RadiusSessionNotFoundSent>0</RadiusSessionNotFoundSent>
<RadiusSessionNotRemoveableReceived>0</RadiusSessionNotRemoveableReceived>

<RadiusSessionNotRemoveableSent>0</RadiusSessionNotRemoveableSent>
<RadiusProxyProcessingErrorReceived>0</RadiusProxyProcessingErrorReceived>

<RadiusProxyProcessingErrorSent>0</RadiusProxyProcessingErrorSent>
<RadiusResourcesUnavailableReceived>0</RadiusResourcesUnavailableReceived>

<RadiusResourcesUnavailableSent>0</RadiusResourcesUnavailableSent>
<RadiusRequestInitiatedReceived>0</RadiusRequestInitiatedReceived>
```

```

<RadiusRequestInitiatedSent>0</RadiusRequestInitiatedSent>
<RadiusMultiSessionSelectionUnsupportedReceived>0</RadiusMultiSession
  SelectionUnsupportedReceived>
<RadiusMultiSessionSelectionUnsupportedSent>0</RadiusMultiSessionSelection
  UnsupportedSent>
<RadiusLocationInfoRequiredReceived>0</RadiusLocationInfoRequiredReceived>

  <RadiusLocationInfoRequiredSent>0</RadiusLocationInfoRequiredSent>
</Sample>
</ProtocolErrorStats>
</Statistics>

```

## PCMM Connection Error Statistics

The following examples show the request and response that are defined in the XSDs for the ConnectionErrorStats tag.

### Request

This request follows the **QueryOmStats > ConnectionErrorStats** tag defined in the XSDs.

The following is an example of a request for all connection error statistics:

```

<?xml version="1.0" encoding="UTF-8"?>
<XmlInterfaceRequest>
  <QueryOmStats DeltaCount="false">
    <StartTime>2010-04-02T00:01:00</StartTime>
    <EndTime>2011-05-21T23:59:00</EndTime>
    <ConnectionErrorStats>
      <Name>123</Name>
    </ConnectionErrorStats>
  </QueryOmStats>
</XmlInterfaceRequest>

```

### Response

The response to this request follows the **Statistics > ConnectionErrorStats** tag defined in the XSDs.

- **DiameterCommandUnsupported** - The request contained a command code that the receiver did not recognize or support.
- **DiameterUnableToDeliver** - This error is given when the diameter node cannot deliver the message to the destination, either because no host within the realm that supports the required application was available to process the request, or because Destination-Host AVP was given without the associated Destination-Realm AVP.
- **DiameterRealmNotServed** - The intended realm of the request is not recognized.
- **DiameterTooBusy** - The diameter node has too much traffic. When returned, a diameter node attempts to send the message to an alternate peer.
- **DiameterLoopDetected** - An agent detected a loop while trying to get the message to the intended recipient. The message may be sent to an alternate peer if available.
- **DiameterRedirectIndication** - A redirect agent has determined that the request could not be satisfied locally and the initiator of the request should direct the request directly to the server, whose contact information has been added to the response. When set, the Redirect-Host AVP must be present.

## Operational Measurement Requests for Cable Mode

- DiameterApplicationUnsupported - A request was sent for an application that is not supported.
- DiameterInvalidHdrBits - A request was received whose bits in the diameter header were either set to an invalid combination, or to a value that is inconsistent with the command code's definition.
- DiameterInvalidAvpBits - A request was received that included an AVP whose flag bits are set to an unrecognized value, or that is inconsistent with the AVP's definition.
- DiameterUnknownPeer - A CER was received from an unknown peer.
- DiameterAuthenticationRejected - The authentication process for the user failed, most likely due to an invalid password used by the user. The user is then prompted for a new password.
- DiameterOutOfSpace - A diameter node received the accounting request but was unable to commit it to stable storage due to a temporary lack of space.
- ElectionLost - The peer has lost the election process and has disconnected the transport connection.
- DiameterEndUserServiceDenied - The credit-control server denied the service request due to service restrictions. If the CCR contained used-service-units, they are deducted, if possible.
- DiameterCreditControlNotApplicable - The credit-control server determined that the service can be granted to the end user, but that no further credit control is needed for the service (for example, the service is free of charge).
- DiameterCreditLimitReached - The credit-control server denied the service request because the end user's account could not cover the requested service. If the CCR contained used-service-units, they are deducted, if possible.
- DiameterAvpUnsupported - The peer received a message that contained an AVP that is not recognized or supported and was marked with the Mandatory bit.
- DiameterUnknownSessionId - The request contained an unknown Session-Id.
- DiameterAuthorizationRejected - A request was received for which the user could not be authorized. This error could occur if the requested service is not permitted to the user.
- DiameterInvalidAvpValue - The request contained an AVP with an invalid value in its data portion.
- DiameterMissingAvp - The request did not contain an AVP that is required by the command code definition. If this value is sent in the Result-Code AVP, a Failed-AVP AVP is included in the message.
- DiameterResourcesExceeded - A request was received that cannot be authorized because the user has already expended its allowed resources.
- DiameterContradictingAvps - The Home Diameter server has detected AVPs in the request that contradict each other, and is not willing to provide service to the user.
- DiameterAvpNotAllowed - A message was received with an AVP that cannot be present.
- DiameterAvpOccursTooManyTimes - A message was received that included an AVP that appeared more often than permitted.
- DiameterNoCommonApplication - This error is returned when a CER message is received, and there are no common applications supported between the peers.
- DiameterUnsupportedVersion - This error is returned when a request was received with an unsupported version number.
- DiameterUnableToComply - This error is returned when a request is rejected for unspecified reasons.
- DiameterInvalidBitInHeader - This error is returned when an unrecognized bit in the diameter header is set to one (1).
- DiameterInvalidAvpLength - The request contained an AVP with an invalid length.
- DiameterInvalidMessageLength - This error is returned when a request is received with an invalid message length.
- DiameterInvalidAvpBitCombo - The request contained an AVP with an invalid AVP Flags value.
- DiameterNoCommonSecurity - This error is returned when a CER message is received, but there are no common security mechanisms supported between the peers.

## Operational Measurement Requests for Cable Mode

- DiameterUserUnknown - The specified end user is unknown in the credit-control server.
- DiameterRatingFailed - This error code is used to inform the credit-control client that the credit-control server cannot rate the service request due to insufficient rating input, an incorrect AVP combination, or an AVP or AVP value that is not recognized or supported in the rating.
- DiameterErrorInitialParameters - The initial parameters contain an error.
- RadiusSessionContextRemoved - The residual session context has been removed.
- RadiusInvalidEapPacket - An invalid EAP Packet was detected.
- RadiusUnsupportedAttribute - The request contained an unsupported attribute.
- RadiusMissingAttribute - A request was missing a required attribute.
- RadiusNasIdMismatch - The system was unable to match the received NAS to the stored information.
- RadiusInvalidRequest - The system has received an invalid request.
- RadiusUnsupportedService - The requested service is not supported.
- RadiusUnsupportedExtension - The requested extension is not supported.
- RadiusInvalidAttributeValue - The request contains an invalid attribute value.
- RadiusAdministrativelyProhibited - The request is administratively prohibited.
- RadiusRequestNotRoutable - The request can't be routed.
- RadiusSessionNotFound - The session context cannot be found.
- RadiusSessionNotRemoveable - The session context cannot be removed.
- RadiusProxyProcessingError - An unknown proxy processing error has occurred.
- RadiusResourcesUnavailable - The necessary resources are unavailable.
- RadiusRequestInitiated - A request has been initiated.
- RadiusMultiSessionSelectionUnsupported - The requested multiple-session selection is not supported.
- RadiusLocationInfoRequired - The location information is missing.

The following is an example of the ConnectionErrorStats tag:

```
<?xml version="1.0" ?>
<Statistics>
  <ConnectionErrorStats>
    <Sample>
      <StartTime>2011-02-22T03:45:11Z</StartTime>
      <EndTime>2011-02-22T03:45:33Z</EndTime>
      <PolicyServer>rc178</PolicyServer>
      <Name>123</Name>
      <NeId></NeId>
      <DiameterCommandUnsupportedReceived>0</DiameterCommandUnsupportedReceived>

      <DiameterCommandUnsupportedSent>0</DiameterCommandUnsupportedSent>
      <DiameterUnableToDeliverReceived>0</DiameterUnableToDeliverReceived>
      <DiameterUnableToDeliverSent>0</DiameterUnableToDeliverSent>
      <DiameterRealmNotServedReceived>0</DiameterRealmNotServedReceived>
      <DiameterRealmNotServedSent>0</DiameterRealmNotServedSent>
      <DiameterTooBusyReceived>0</DiameterTooBusyReceived>
      <DiameterTooBusySent>0</DiameterTooBusySent>
      <DiameterLoopDetectedReceived>0</DiameterLoopDetectedReceived>
      <DiameterLoopDetectedSent>0</DiameterLoopDetectedSent>
      <DiameterRedirectIndicationReceived>0</DiameterRedirectIndicationReceived>

      <DiameterRedirectIndicationSent>0</DiameterRedirectIndicationSent>
      <DiameterApplicationUnsupportedReceived>0</DiameterApplication
        UnsupportedReceived>
      <DiameterApplicationUnsupportedSent>0</DiameterApplicationUnsupportedSent>
```



## Operational Measurement Requests for Cable Mode

```
<DiameterInvalidHdrBitsReceived>0</DiameterInvalidHdrBitsReceived>
<DiameterInvalidHdrBitsSent>0</DiameterInvalidHdrBitsSent>
<DiameterInvalidAvpBitsReceived>0</DiameterInvalidAvpBitsReceived>
<DiameterInvalidAvpBitsSent>0</DiameterInvalidAvpBitsSent>
<DiameterUnknownPeerReceived>0</DiameterUnknownPeerReceived>
<DiameterUnknownPeerSent>0</DiameterUnknownPeerSent>
<DiameterAuthenticationRejectedReceived>0</DiameterAuthentication
  RejectedReceived>
<DiameterAuthenticationRejectedSent>0</DiameterAuthenticationRejectedSent>

<DiameterOutOfSpaceReceived>0</DiameterOutOfSpaceReceived>
<DiameterOutOfSpaceSent>0</DiameterOutOfSpaceSent>
<ElectionLostReceived>0</ElectionLostReceived>
<ElectionLostSent>0</ElectionLostSent>
<DiameterEndUserServiceDeniedReceived>0</DiameterEndUserService
  DeniedReceived>
<DiameterEndUserServiceDeniedSent>0</DiameterEndUserServiceDeniedSent>
<DiameterCreditControlNotApplicableReceived>0</DiameterCreditControlNot
  ApplicableReceived>
<DiameterCreditControlNotApplicableSent>0</DiameterCreditControlNot
  ApplicableSent>
<DiameterCreditLimitReachedReceived>0</DiameterCreditLimitReachedReceived>

<DiameterCreditLimitReachedSent>0</DiameterCreditLimitReachedSent>
<DiameterAvpUnsupportedReceived>0</DiameterAvpUnsupportedReceived>
<DiameterAvpUnsupportedSent>0</DiameterAvpUnsupportedSent>
<DiameterUnknownSessionIdReceived>0</DiameterUnknownSessionIdReceived>
<DiameterUnknownSessionIdSent>0</DiameterUnknownSessionIdSent>
<DiameterAuthorizationRejectedReceived>0</DiameterAuthorization
  RejectedReceived>
<DiameterAuthorizationRejectedSent>0</DiameterAuthorizationRejectedSent>
<DiameterInvalidAvpValueReceived>0</DiameterInvalidAvpValueReceived>
<DiameterInvalidAvpValueSent>0</DiameterInvalidAvpValueSent>
<DiameterMissingAvpReceived>0</DiameterMissingAvpReceived>
<DiameterMissingAvpSent>0</DiameterMissingAvpSent>
<DiameterResourcesExceededReceived>0</DiameterResourcesExceededReceived>
<DiameterResourcesExceededSent>0</DiameterResourcesExceededSent>
<DiameterContradictingAvpsReceived>0</DiameterContradictingAvpsReceived>
<DiameterContradictingAvpsSent>0</DiameterContradictingAvpsSent>
<DiameterAvpNotAllowedReceived>0</DiameterAvpNotAllowedReceived>
<DiameterAvpNotAllowedSent>0</DiameterAvpNotAllowedSent>
<DiameterAvpOccursTooManyTimesReceived>0</DiameterAvpOccursToo
  ManyTimesReceived>
<DiameterAvpOccursTooManyTimesSent>0</DiameterAvpOccursTooManyTimesSent>
<DiameterNoCommonApplicationReceived>0</DiameterNoCommon
  ApplicationReceived>
<DiameterNoCommonApplicationSent>0</DiameterNoCommonApplicationSent>
<DiameterUnsupportedVersionReceived>0</DiameterUnsupportedVersionReceived>

<DiameterUnsupportedVersionSent>0</DiameterUnsupportedVersionSent>
<DiameterUnableToComplyReceived>0</DiameterUnableToComplyReceived>
<DiameterUnableToComplySent>0</DiameterUnableToComplySent>
<DiameterInvalidBitInHeaderReceived>0</DiameterInvalidBitInHeaderReceived>

<DiameterInvalidBitInHeaderSent>0</DiameterInvalidBitInHeaderSent>
<DiameterInvalidAvpLengthReceived>0</DiameterInvalidAvpLengthReceived>
<DiameterInvalidAvpLengthSent>0</DiameterInvalidAvpLengthSent>
<DiameterInvalidMessageLengthReceived>0</DiameterInvalidMessage
  LengthReceived>
<DiameterInvalidMessageLengthSent>0</DiameterInvalidMessageLengthSent>
<DiameterInvalidAvpBitComboReceived>0</DiameterInvalidAvpBitComboReceived>

<DiameterInvalidAvpBitComboSent>0</DiameterInvalidAvpBitComboSent>
<DiameterNoCommonSecurityReceived>0</DiameterNoCommonSecurityReceived>
```

## Operational Measurement Requests for Cable Mode

```
<DiameterNoCommonSecuritySent>0</DiameterNoCommonSecuritySent>
<DiameterUserUnknownReceived>0</DiameterUserUnknownReceived>
<DiameterUserUnknownSent>0</DiameterUserUnknownSent>
<DiameterRatingFailedReceived>0</DiameterRatingFailedReceived>
<DiameterRatingFailedSent>0</DiameterRatingFailedSent>
<DiameterErrorInitialParametersReceived>0</DiameterErrorInitial
  ParametersReceived>
<DiameterErrorInitialParametersSent>2</DiameterErrorInitialParametersSent>

<RadiusSessionContextRemovedReceived>0</RadiusSessionContext
  RemovedReceived>
<RadiusSessionContextRemovedSent>0</RadiusSessionContextRemovedSent>
<RadiusInvalidEapPacketReceived>0</RadiusInvalidEapPacketReceived>
<RadiusInvalidEapPacketSent>0</RadiusInvalidEapPacketSent>
<RadiusUnsupportedAttributeReceived>0</RadiusUnsupportedAttributeReceived>

<RadiusUnsupportedAttributeSent>0</RadiusUnsupportedAttributeSent>
<RadiusMissingAttributeReceived>0</RadiusMissingAttributeReceived>
<RadiusMissingAttributeSent>0</RadiusMissingAttributeSent>
<RadiusNasIdMismatchReceived>0</RadiusNasIdMismatchReceived>
<RadiusNasIdMismatchSent>0</RadiusNasIdMismatchSent>
<RadiusInvalidRequestReceived>0</RadiusInvalidRequestReceived>
<RadiusInvalidRequestSent>0</RadiusInvalidRequestSent>
<RadiusUnsupportedServiceReceived>0</RadiusUnsupportedServiceReceived>
<RadiusUnsupportedServiceSent>0</RadiusUnsupportedServiceSent>
<RadiusUnsupportedExtensionReceived>0</RadiusUnsupportedExtensionReceived>

<RadiusUnsupportedExtensionSent>0</RadiusUnsupportedExtensionSent>
<RadiusInvalidAttributeValueReceived>0</RadiusInvalidAttributeValueReceived>

<RadiusInvalidAttributeValueSent>0</RadiusInvalidAttributeValueSent>
<RadiusAdministrativelyProhibitedReceived>0</RadiusAdministratively
  ProhibitedReceived>
<RadiusAdministrativelyProhibitedSent>0</RadiusAdministratively
  ProhibitedSent>
<RadiusRequestNotRoutableReceived>0</RadiusRequestNotRoutableReceived>
<RadiusRequestNotRoutableSent>0</RadiusRequestNotRoutableSent>
<RadiusSessionNotFoundReceived>0</RadiusSessionNotFoundReceived>
<RadiusSessionNotFoundSent>0</RadiusSessionNotFoundSent>
<RadiusSessionNotRemoveableReceived>0</RadiusSessionNotRemoveableReceived>

<RadiusSessionNotRemoveableSent>0</RadiusSessionNotRemoveableSent>
<RadiusProxyProcessingErrorReceived>0</RadiusProxyProcessingErrorReceived>

<RadiusProxyProcessingErrorSent>0</RadiusProxyProcessingErrorSent>
<RadiusResourcesUnavailableReceived>0</RadiusResourcesUnavailableReceived>

<RadiusResourcesUnavailableSent>0</RadiusResourcesUnavailableSent>
<RadiusRequestInitiatedReceived>0</RadiusRequestInitiatedReceived>
<RadiusRequestInitiatedSent>0</RadiusRequestInitiatedSent>
<RadiusMultiSessionSelectionUnsupportedReceived>0</RadiusMultiSession
  SelectionUnsupportedReceived>
<RadiusMultiSessionSelectionUnsupportedSent>0</RadiusMultiSessionSelection
  UnsupportedSent>
<RadiusLocationInfoRequiredReceived>0</RadiusLocationInfoRequiredReceived>

<RadiusLocationInfoRequiredSent>0</RadiusLocationInfoRequiredSent>
</Sample>
</ConnectionErrorStats>
</Statistics>
```

## MPE/BOD Replication Statistics

The following examples show the request and response that are defined in the XSDs for the ReplicationStats tag.

### Request

This request follows the **QueryOmStats** > **ReplicationStats** tag defined in the XSDs.

The following is an example of a request for all MPE/BOD replication statistics:

**Note:** The request must contain the BOD or Policy Server name configured in the CMP.

```
<?xml version="1.0" encoding="UTF-8"?>
<XmlInterfaceRequest>
  <QueryOmStats DeltaCount="false">
    <StartTime>2014-03-01T04:30:00</StartTime>
    <EndTime>2014-04-01T04:45:00</EndTime>
    <ReplicationStats>
      <BodServer>bod73</BodServer>
    </ReplicationStats>
  </QueryOmStats>
</XmlInterfaceRequest>
```

### Response

The response to this request follows the **Statistics** > **ReplicationStats** tag defined in the XSDs.

- BoD Server - The name of the BoD server.
- Blade Host Name - The name of the blade on the host server.
- Peer Host Name - Name of the server delegated as a peer.
- Total Sent KB - The total number of packets sent measured in kilobytes.
- Average Sent KB - The average number of packets sent measured in kilobytes.
- Peak Sent KB - The peak number of packets sent measured in kilobytes.
- Total Received KB - The total number of packets received measured in kilobytes.
- Average Received KB - The average number of packets received measured in kilobytes.
- Peak Received KB - The peak number of packets received measured in kilobytes.

The following is an example of the ReplicationStats tag:

```
<?xml version="1.0" ?>
<Statistics>
  <ReplicationStats>
    <Sample>
      <StartTime>2014-03-21T09:25:00Z</StartTime>
      <EndTime>2014-03-21T09:30:00Z</EndTime>
      <BodServer>bod73</BodServer>
      <BladeHostName>kli-bod-25-73</BladeHostName>
      <PeerHostName>kli-bod-25-81</PeerHostName>
      <TotalSentKB>5</TotalSentKB>
      <PeakSentKB>0</PeakSentKB>
      <AvgSentKB>0</AvgSentKB>
      <TotalRecvKB>5</TotalRecvKB>
      <PeakRecvKB>0</PeakRecvKB>
```

```

    <AvgRecvKB>0</AvgRecvKB>
  </Sample>
  <Sample>
    <StartTime>2014-03-21T09:25:00Z</StartTime>
    <EndTime>2014-03-21T09:30:00Z</EndTime>
    <BodServer>bod73</BodServer>
    <BladeHostName>kli-bod-25-81</BladeHostName>
    <PeerHostName>kli-bod-25-73</PeerHostName>
    <TotalSentKB>5</TotalSentKB>
    <PeakSentKB>0</PeakSentKB>
    <AvgSentKB>0</AvgSentKB>
    <TotalRecvKB>5</TotalRecvKB>
    <PeakRecvKB>0</PeakRecvKB>
    <AvgRecvKB>0</AvgRecvKB>
  </Sample>
  <Sample>
    <StartTime>2014-03-21T09:40:00Z</StartTime>
    <EndTime>2014-03-21T09:45:00Z</EndTime>
    <BodServer>bod73</BodServer>
    <BladeHostName>kli-bod-25-73</BladeHostName>
    <PeerHostName>kli-bod-25-81</PeerHostName>
    <TotalSentKB>5</TotalSentKB>
    <PeakSentKB>0</PeakSentKB>
    <AvgSentKB>0</AvgSentKB>
    <TotalRecvKB>5</TotalRecvKB>
    <PeakRecvKB>0</PeakRecvKB>
    <AvgRecvKB>0</AvgRecvKB>
  </Sample>
  <Sample>
    <StartTime>2014-03-21T09:40:00Z</StartTime>
    <EndTime>2014-03-21T09:45:00Z</EndTime>
    <BodServer>bod73</BodServer>
    <BladeHostName>kli-bod-25-81</BladeHostName>
    <PeerHostName>kli-bod-25-73</PeerHostName>
    <TotalSentKB>5</TotalSentKB>
    <PeakSentKB>0</PeakSentKB>
    <AvgSentKB>0</AvgSentKB>
    <TotalRecvKB>5</TotalRecvKB>
    <PeakRecvKB>0</PeakRecvKB>
    <AvgRecvKB>0</AvgRecvKB>
  </Sample>
</ReplicationStats>
</Statistics>

```

## Field Mapping Profile Queries

Field mapping profile queries enable the system to differentiate between SPR and BOSS systems.

### Mediation Field Mapping Profile Statistics

The following examples show the request and response that are defined in the XSDs for the FieldMappingProfile tag.

Request

This request follows the **QueryOmStats > FieldMappingProfile** tag defined in the XSDs.

The following is an example of a request for statistics for Mediation Field Mapping Profile:

```
<?xml version="1.0" encoding="UTF-8" standalone="yes"?>
<XmlInterfaceRequest>
  <QueryFieldMappingProfile>
    <Name>XX</Name>
  </QueryFieldMappingProfile>
</XmlInterfaceRequest>
```

Response

The response to this request follows the **Statistics > FieldMappingProfile** tag defined in the XSDs.

The following is an example of the FieldMappingProfile tag:

```
<?xml version="1.0" encoding="UTF-8" standalone="yes"?>
<ConfigurationData version="9.9.0">
  <FieldMappingProfile>
    <Name>XX</Name>
    <Description></Description>
    <MappingType>2</MappingType>
    <SoapFieldName>XX</SoapFieldName>
    <SprFieldName>XX</SprFieldName>
    <Sequence>0</Sequence>
    <DataType>0</DataType>
    <Mandatory>>false</Mandatory>
    <DefaultValue></DefaultValue>
    <ValidationRules></ValidationRules>
  </FieldMappingProfile>
</ConfigurationData>
```

## Mediation - Add Field Mapping Profile

The following examples show the request and response that are defined in the XSDs for the AddFieldMappingProfile tag.

Request

This request follows the **QueryOmStats > AddFieldMappingProfile** tag defined in the XSDs.

The following is an example of a request for statistics for adding a Mediation Field Mapping Profile:

```
<?xml version="1.0" encoding="UTF-8" standalone="yes"?>
<XmlInterfaceRequest>
  <AddFieldMappingProfile>
    <FieldMappingProfile>
      <Name>XX</Name>
      <Description></Description>
      <MappingType>2</MappingType>
      <SoapFieldName>XX</SoapFieldName>
      <SprFieldName>XX</SprFieldName>
      <Sequence>0</Sequence>
      <DataType>0</DataType>
      <Mandatory>>false</Mandatory>
      <DefaultValue></DefaultValue>
      <ValidationRules></ValidationRules>
    </FieldMappingProfile>
  </AddFieldMappingProfile>
</XmlInterfaceRequest>
```

```
</AddFieldMappingProfile>
</XmlInterfaceRequest>
```

### Response

The response to this request follows the **Statistics > AddFieldMappingProfile** tag defined in the XSDs.

The following is an example of the AddFieldMappingProfile tag:

```
<?xml version="1.0" ?>
<Response>
  <Result>0</Result>
  <Command type="XmlInterfaceResponse">
    <Success count="1">Successfully updated 1 match list(s).</Success>
    <Failure count="0"></Failure>
  </Command>
</Response>
```

## Mediation - Update Field Mapping Profile

The following examples show the request and response that are defined in the XSDs for the UpdateFieldMappingProfile tag.

### Request

This request follows the **QueryOmStats > UpdateFieldMappingProfile** tag defined in the XSDs.

The following is an example of a request for statistics for updating a Mediation Field Mapping Profile:

```
<?xml version="1.0" encoding="UTF-8" standalone="yes"?>
<XmlInterfaceRequest>
  <UpdateFieldMappingProfile>
    <FieldMappingProfile>
      <Name>XX</Name>
      <Description></Description>
      <MappingType>2</MappingType>
      <SoapFieldName>XX</SoapFieldName>
      <SprFieldName>XX</SprFieldName>
      <Sequence>1</Sequence>
      <DataType>0</DataType>
      <Mandatory>>false</Mandatory>
      <DefaultValue></DefaultValue>
      <ValidationRules></ValidationRules>
    </FieldMappingProfile>
  </UpdateFieldMappingProfile>
</XmlInterfaceRequest>
```

### Response

The response to this request follows the **Statistics > UpdateFieldMappingProfile** tag defined in the XSDs.

The following is an example of the UpdateFieldMappingProfile tag:

```
<?xml version="1.0" ?>
```

```

<Response>
  <Result>0</Result>
  <Command type="XmlInterfaceResponse">
    <Success count="1">Successfully updated 1 match list(s).</Success>
    <Failure count="0"></Failure>
  </Command>
</Response>

```

## Mediation - Delete Field Mapping Profile

The following examples show the request and response that are defined in the XSDs for the DeleteFieldMappingProfile tag.

### Request

This request follows the **QueryOmStats > DeleteFieldMappingProfile** tag defined in the XSDs.

The following is an example of a request for statistics for deleting a Mediation Field Mapping Profile:

```

<?xml version="1.0" encoding="UTF-8" standalone="yes"?>
<XmlInterfaceRequest>
<DeleteFieldMappingProfile>
<Name>XX</Name>
</DeleteFieldMappingProfile>
</XmlInterfaceRequest>

```

### Response

The response to this request follows the **Statistics > DeleteFieldMappingProfile** tag defined in the XSDs.

The following is an example of the DeleteFieldMappingProfile tag:

```

<?xml version="1.0" ?>
<Response>
  <Result>0</Result>
  <Command type="XmlInterfaceResponse">
    <Success count="1">Deleted 1 Mediation Field Mapping Profiles.</Success>
    <Failure count="0"></Failure>
  </Command>
</Response>

```