

**Oracle® Communications Unified Session
Manager**

HDR Resource Guide
Release 7.3.5

April 2017

Notices

Copyright© 2017, 2013, Oracle and/or its affiliates. All rights reserved.

This software and related documentation are provided under a license agreement containing restrictions on use and disclosure and are protected by intellectual property laws. Except as expressly permitted in your license agreement or allowed by law, you may not use, copy, reproduce, translate, broadcast, modify, license, transmit, distribute, exhibit, perform, publish, or display any part, in any form, or by any means. Reverse engineering, disassembly, or decompilation of this software, unless required by law for interoperability, is prohibited.

The information contained herein is subject to change without notice and is not warranted to be error-free. If you find any errors, please report them to us in writing.

If this is software or related documentation that is delivered to the U.S. Government or anyone licensing it on behalf of the U.S. Government, then the following notice is applicable:

U.S. GOVERNMENT END USERS: Oracle programs, including any operating system, integrated software, any programs installed on the hardware, and/or documentation, delivered to U.S. Government end users are "commercial computer software" pursuant to the applicable Federal Acquisition Regulation and agency-specific supplemental regulations. As such, use, duplication, disclosure, modification, and adaptation of the programs, including any operating system, integrated software, any programs installed on the hardware, and/or documentation, shall be subject to license terms and license restrictions applicable to the programs. No other rights are granted to the U.S. Government.

This software or hardware is developed for general use in a variety of information management applications. It is not developed or intended for use in any inherently dangerous applications, including applications that may create a risk of personal injury. If you use this software or hardware in dangerous applications, then you shall be responsible to take all appropriate fail-safe, backup, redundancy, and other measures to ensure its safe use. Oracle Corporation and its affiliates disclaim any liability for any damages caused by use of this software or hardware in dangerous applications.

Oracle and Java are registered trademarks of Oracle and/or its affiliates. Other names may be trademarks of their respective owners.

Intel and Intel Xeon are trademarks or registered trademarks of Intel Corporation. All SPARC trademarks are used under license and are trademarks or registered trademarks of SPARC International, Inc. AMD, Opteron, the AMD logo, and the AMD Opteron logo are trademarks or registered trademarks of Advanced Micro Devices. UNIX is a registered trademark of The Open Group.

This software or hardware and documentation may provide access to or information about content, products, and services from third parties. Oracle Corporation and its affiliates are not responsible for and expressly disclaim all warranties of any kind with respect to third-party content, products, and services unless otherwise set forth in an applicable agreement between you and Oracle. Oracle Corporation and its affiliates will not be responsible for any loss, costs, or damages incurred due to your access to or use of third-party content, products, or services, except as set forth in an applicable agreement between you and Oracle.

Contents

| | |
|--|-----------|
| 1 Overview..... | 7 |
| What is HDR..... | 7 |
| Enabling/Disabling HDR..... | 8 |
| Protocol Use..... | 8 |
| About the CSV File..... | 9 |
| Collection Interval and Push..... | 9 |
| 2 Configuring HDR..... | 11 |
| Configuring HDR via the ACLI..... | 11 |
| Enabling HDR Collection..... | 11 |
| Setting Global Collection (USM-CSM)..... | 12 |
| Setting HDR for an HA Node..... | 12 |
| Setting Multiple Collection Groups..... | 13 |
| Setting Servers as Push Receivers..... | 14 |
| Creating a Public Key Profile..... | 15 |
| ACLI Instructions and Examples..... | 16 |
| Starting and Stopping HDR using the ACLI..... | 20 |
| Starting HDR..... | 20 |
| Stopping HDR..... | 20 |
| Purging HDR Data using the ACLI..... | 21 |
| Restarting HDR using the ACLI..... | 21 |
| Requesting HDR Collection Status..... | 21 |
| 3 HDR Groups and Group Statistics..... | 23 |
| HDR Data..... | 23 |
| Windows of Time..... | 24 |
| HDR Data File Layout Option..... | 25 |
| MIB-Associated Groups and Group Statistics..... | 25 |
| system..... | 25 |
| interface..... | 28 |
| session-agent..... | 30 |
| session-realm..... | 33 |
| voltage..... | 37 |
| fan..... | 38 |
| temperature..... | 39 |
| space..... | 40 |
| network-util..... | 40 |
| ACLI-Associated Groups and Group Statistics..... | 41 |
| sip-sessions..... | 42 |
| sip-acl-oper..... | 43 |
| sip-acl-status..... | 44 |
| sip-client..... | 44 |
| sip-server..... | 45 |
| sip-policy..... | 45 |
| sip-errors..... | 46 |
| sip-status..... | 48 |
| sip-invites..... | 49 |
| registration-realm..... | 50 |

| | |
|-----------------------------|----|
| enum-stats..... | 52 |
| sip-rate..... | 52 |
| sip-rate-per-interface..... | 53 |
| sip-rate-per-agent..... | 53 |
| enum-rate..... | 54 |
| enum-rate-per-name..... | 54 |
| enum-rate-per-addr..... | 55 |

A— CSV File Data Formats..... 57

| | |
|--|----|
| Methods for Display and Format of CSV File Contents..... | 57 |
| Example 1 - Using the UNIX Command..... | 57 |
| Example 2 - Using the DOS Command..... | 58 |
| Example 3 - Using a Rendering Agent..... | 58 |
| Sip-invite Format of HDR Data in CSV File..... | 58 |
| Data Caveats..... | 59 |

About This Guide

The *Oracle C-Series Historical Data Recording (HDR) Resource Guide* provides information about Historical Data Recording (HDR) for Oracle's Core Session Manager (CSM) and Unified Session Manager (USM) products. This document includes the following information:

- Description of HDR and how it works
- Enabling/disabling HDR on the session director
- Starting, stopping, restarting, purging, and requesting HDR status using Oracle's Command Line Interface (ACLI)
- Using a Push Receiver to push the data to a server
- HDR Groups and Group Statistics
- "Show" commands associated with the HDR Groups and Group Statistics

Supported Platforms

Release Version S-CZ7.3.5 includes both the Oracle CSM and USM products. The Oracle USM is supported on the Acme Packet 4500, 6100, and 6300 series platforms. The Oracle CSM is supplied as virtual machine software or as a software-only delivery suitable for operation on server hardware. Refer to sales documentation updates for information further specifying hardware support.

Related Documentation

The following table lists the members that comprise the documentation set for this release:

| Document Name | Document Description |
|--|---|
| Acme Packet 4500 Hardware Installation Guide | Contains information about the components and installation of the Acme Packet 4500. |
| Acme Packet 4600 Hardware Installation Guide | Contains information about the components and installation of the Acme Packet 4600. |
| Acme Packet 6100 Hardware Installation Guide | Contains information about the components and installation of the Acme Packet 6100. |
| Acme Packet 6300 Hardware Installation Guide | Contains information about the components and installation of the Acme Packet 6300. |
| Release Notes | Contains information about the current documentation set release, including new features and management changes. |
| ACLI Configuration Guide | Contains information about the administration and software configuration of the Service Provider Oracle USM. |
| ACLI Reference Guide | Contains explanations of how to use the ACLI, as an alphabetical listings and descriptions of all ACLI commands and configuration parameters. |
| Maintenance and Troubleshooting Guide | Contains information about Oracle USM logs, performance announcements, system management, inventory management, upgrades, working with configurations, and managing backups and archives. |
| MIB Reference Guide | Contains information about Management Information Base (MIBs), Oracle Communication's enterprise MIBs, general trap information, including specific details about standard |

About This Guide

| Document Name | Document Description |
|---|--|
| | traps and enterprise traps, Simple Network Management Protocol (SNMP) GET query information (including standard and enterprise SNMP GET query names, object identifier names and numbers, and descriptions), examples of scalar and table objects. |
| Accounting Guide | Contains information about the Oracle USM's accounting support, including details about RADIUS and Diameter accounting. |
| HDR Resource Guide | Contains information about the Oracle USM's Historical Data Recording (HDR) feature. This guide includes HDR configuration and system-wide statistical information. |
| Administrative Security Essentials | Contains information about the Oracle USM's support for its Administrative Security license. |
| Security Guide | Contains information about security considerations and best practices from a network and application security perspective for the Oracle USM family of products. |
| Installation and Platform Preparation Guide | Contains information about upgrading system images and any pre-boot system provisioning. |
| Call Traffic Monitoring Guide | Contains information about traffic monitoring and packet traces as collected on the system. This guide also includes WebGUI configuration used for the SIP Monitor and Trace application. |

Hardware documentation is relevant only to the Oracle USM. Refer to your hardware vendor's documentation for information required for Oracle CSM operation.

Version SCZ735 software relies on version SCZ730 documentation for some documentation. This documentation includes:

- The ACLI Reference Guide
- The Troubleshooting and Maintenance Guide
- The Administrative Security Essentials Guide

Revision History

| Date | Description |
|------------|--|
| March 2016 | <ul style="list-style-type: none">• Initial Release |
| May 2016 | <ul style="list-style-type: none">• Updates red-collect-state parameter description• Updates description for Sessions and Subscriptions under 'sip-status'• Removes sections 'Create a public key record, Generate an SSH Key Pair & Copy the RSA public key to the SFTP server' |
| April 2017 | <ul style="list-style-type: none">• Updates the guide to reflect the deprecation of MGCP. |

Overview

This section provides an overview of Historical Data Recording (HDR) and how it works on the C-Series products. It also provides information about enabling and disabling HDR on the Oracle USM.

What is HDR

Historical data recording (HDR) refers to a group of management features that allow you to configure the Oracle USM to collect statistics about system operation and function, and then send those records to designated servers. System statistics, defined in detail below, are saved to a comma-separated value (CSV) file, which are then sent to the designated server(s).

Information types are grouped so that you can refer to a set of statistics by simply invoking their group name (For example, the system statistics are in a group called **System**; interface statistics are in a group called **Interface**; etc.). Within each group, there are several metrics available.

The following table describes the type of HDR statistics that the Oracle USM can collect and forward to a designated server.

| HDR Statistics | Description |
|------------------|--|
| Group Name | The name of the group that contains the HDR statistics. This name is similar to the current Oracle USM ACLI parameters. For example, system, interface, session-agent, session-realm, etc. The Oracle USM uses the group name when generating the .CSV file (for example, system.csv, interface.csv, etc.). |
| Group Statistics | Various statistical parameters within a group. These statistical parameters appear in the first record of the header in each .CSV file (for example, in the system.csv file, the header would include the statistic headings of CPU Utilization, Memory Utilization, Health Score, etc.). |
| Type | Type of statistical parameter. This document makes use of the following data types: counter - A counter is an integer with a minimum possible value of 0 and a maximum value of 4294967295. A counter is always increasing in value or remaining unchanged. It decreases only in response to reaching its maximum possible value, at which point it's next value (when the next counted entity or event occurs) will be 0. |

Overview

| HDR Statistics | Description |
|-----------------------|--|
| | <p>gauge - A gauge is an integer with the same bounds as a counter. However, it does not always have an increasing value. Its value may go up or down.</p> <p>period - A period type represents a value determined as the sum of a number of events which occurred during a specified window of time, or stated alternatively, a time period. There are three windows defined, the "current window", the "previous window", and the "sliding window". For more information about these windows, see Windows of Time .</p> <p>config - For the config type, the value for this field comes from a configuration record.</p> <p>timeticks - For the timeticks type, each tick is 1/100th of a second.</p> <p>string - A statistic type pertains to statistics that display as an alpha-numeric character string.</p> |
| Timer Value (seconds) | For period statistics (statistics that use a period timer), this is the default value, in seconds, of the timer. This value is usually not configurable. However, this value may fall within a range of values if applicable. |
| Range | The range of values that a group statistic may use when the Oracle USM collects statistics. |

For descriptions of specific HDR Statistics and values, see **HDR Groups and Group Statistics**.

Enabling/Disabling HDR

In the system configuration, you can enable HDR by first turning on the system's collection function, then choosing the records you want to capture, and finally setting up server(s) to which you want records sent.

The main collect configuration (found within the main system configuration) allows you to create global settings that:

- Enable or disable HDR at boot time
- Set the sample rate in seconds, or the time between sample individual collections
- Set the time, in seconds, between individual pushes to designated servers (configured in the push receiver configuration accessed via the collect configuration)
- Set the time you want the collect to start and stop; time is entered in year, month, day, hours, minutes, and seconds

You also configure settings for each group of data you want to collect, and the push receiver (server) to which you want data sent.

For more information about configuring HDR on the Oracle USM, see the Configuring HDR section.

Protocol Use

You can configure HDR to send files using File Transfer Protocol (FTP) or Secure File Transfer Protocol (SFTP) for added security. FTP is the default.




Note: Public key authentication is not available when you choose SFTP. Instead, the Oracle USM uses password authentication. However, for SFTP to work, it is still required that you load the SFTP's host public key on the Oracle USM.

About the CSV File

When HDR is enabled, statistical records are forwarded from the Oracle USM to push servers that send the data (in standard format) to a receiving server for viewing in a comma-separated value (CSV) file on the server. Before pushing a file, the collector creates the directory by group name for which the statistic belongs (for example, fan, sip-client, system, etc.), if the directory does not exist from a previous push.

The collector can push multiple CSV files per directory. Each file is formatted as <Unix timestamp>.csv (for example, 1302041977.csv). The first record of each file is a header containing the attribute name. For example, in the System directory, a file name of 13020441977.csv can contain the header names of CPU Utilization, Memory Utilization, Health Score, Redundancy State, etc. The collector appends a Timestamp heading attribute to the beginning of every record as well. You can open the CSV file for viewing with any application that reads a CSV file format. For more information about the CSV file, see **HDR Data**.

 **Note:** The records in a CSV file may display differently, depending on the record data included in the file, and the method used to open the file. For more information about the display of record data in a CSV file, see Appendix A, **CSV File Data Formats**.

Collection Interval and Push

In your HDR configuration, you can set parameters that allow you to:

- Select the groups for record collection
- Set the frequency of record collection
- Set the frequency of off-box record collection


After configuring and enabling HDR, the Oracle USM forwards group records to push servers that send the data to a receiving server. The number of records in a push equals the push interval divided by the sample interval time multiplied by the number of groups, plus one:

push interval ÷ sample interval time x number of groups +1 header record per group = number of records in a push

For example, if you set a push interval time of 60 minutes and a sample interval time of 5 minutes, with 10 groups, the Oracle USM would send 120 group records plus 10 header records (for a total of 130 records) for each push:

$$[(60 \div 5) \times 10] + 10 = 130$$

You can configure an option parameter (disabled by default) that instructs the Oracle USM to send a trap when data has been successfully pushed. This trap is defined in the ap-smgmt.mib. It contains the name of the node that successfully pushed the HDR file to an HDR server, a unique file name for the HDR file that was pushed, and the IP address of the push receiver (configured in the global collection configuration). For more information about the HDR SNMP traps, see the product-specific Oracle USM MIB Reference Guide.

 **Note:** After each push, the Oracle USM clears (deletes) all records. The Oracle USMSD also clears files on system reboot, and after three consecutive push failures.

Configuring HDR

This section provides information and procedures for configuring HDR on the C-Series products. It also includes procedures for starting and stopping the collection of data at the Acme Packet Command Line Interface (ACLI).

Configuring HDR via the ACLI

This section provides procedures for configuring HDR. HDR configuration includes:

- setting parameters to govern sample and push intervals, and start/end times for collection
- setting parameters to support HDR across a high availability (HA) node
- setting group parameters to inform the Oracle USM (Oracle USM), which groups of records to collect, when to start and stop collecting, and how often to sample for a specific group.
- setting push receivers that transport the records forwarded by the Oracle USM



Note: If you modify the HDR configuration parameters using the ACLI, the changed parameters DO NOT take affect until you reboot the Oracle USM

Enabling HDR Collection

You access the parameters that enable and support HDR using the ACLI **system-config** path.

To enable HDR collection:

1. In Superuser mode, type **configure terminal** and press Enter.

```
ORACLE# configure terminal
```

2. Type **system** and press Enter.

```
ORACLE (configure) # system  
ORACLE (system) #
```

3. Type **system-config** and press Enter.

```
ORACLE (system) # system-config  
ORACLE (system-config) #
```

4. Enter **collect** and press Enter. From here, you can type a question mark (?) to see individual parameters for the configuration.

```
ORACLE (system-config) # collect  
ORACLE (collect) #
```

Setting Global Collection (USM-CSM)

You access the collection configuration through the ACLI system-configuration menu. Once in the collection configuration, you can establish the global settings for HDR collection.

To set HDR global collection:

1. In Superuser mode, navigate to the collect parameter level in the ACLI.

```
ORACLE# configure terminal
ORACLE (configure)# system
ORACLE (system)# system-config
ORACLE (system-config)# collect
ORACLE (collect)#
```

2. Set global collection parameters as applicable. Parameters include:

- **sample-interval**—Enter the time in minutes for how often you want the Oracle USM to sample data records. The default is **5**. The valid range is:
 - Minimum—1
 - Maximum—120
- **push-interval**—Enter the time in minutes for how often you want the Oracle USM to send collected records to push receiver(s). The default is **15**. The valid range is:
 - Minimum—1
 - Maximum—120
- **boot-state**—Set this parameter to **enabled** to start group collection, or to **disabled** to prevent the Oracle USM from collecting HDR statistics. This parameter does not go into effect until the system is rebooted. You can also use the ACLI request collect start command to start collection; using this command, you can start collection for all groups, or for one specified group. The default is **disabled**. Valid values are:
 - enabled | disabled
- **start-time**—Enter the exact date and time (for your local timezone) when you want the Oracle USM to start HDR collection. You can enter **now** to set the start-time to the current time, or you can specify a time in the future. If you specify a time, it must be in the format yyyy-mm-dd-hh:mm:ss, where: yyyy is the year, mm is the month, dd is the day, hh in the hour, mm is the minutes, and ss is the second (24-hour clock). The default is **now**.
- **end-time**—Enter the exact date and time (for your local timezone) when you want the Oracle USM to finish HDR collection. You can enter **never** to set the time to never end, or you can specify an end time in the future. If you specify a time, it must be in the format yyyy-mm-dd-hh:mm:ss, where: yyyy is the year, mm is the month, dd is the day, hh in the hour, mm is the minutes, and ss is the second (24-hour clock). The default is **never**.
- **push-success-trap-state**—Set this parameter to **enabled** if you want the Oracle USM to send a trap confirming successful data pushes to HDR servers. Default is **disabled**. Valid values are:
 - enabled | disabled

Setting HDR for an HA Node

If you are using the HDR feature on a High Availability (HA) node (or redundant pair of Oracle USMs), several parameters in the collection configuration must be set for HDR to perform properly.

Oracle recommends strongly that you do not change these parameters from their defaults for a normal HA node configuration. Therefore, if you need to change them to support HDR, you should do so with caution.

To set HDR support across an HA node:

1. In Superuser mode, navigate to the **collect** parameter level in the ACLI.

```
ORACLE# configure terminal
ORACLE (configure)# system
```


```
ORACLE(system) # system-config
ORACLE(system-config) # collect
ORACLE(collect) #
```

2. Set HDR collection parameters for an HA node as applicable. Parameters include:

- **red-collect-state**—The **Red-collect-state** parameter enables the HDR data files to be replicated from the Active to the standby. This functionality ensures no data loss in case the HDR files are not pushed off of the Active before a failover. The data that is pushed to the Standby is generated on the Active SBC and reflects the Active's operating state .

Set the state of HA support for the collector function. The default is **disabled**. Valid values are:

- enabled | disabled


 **Note:** Changing the red-collect-state setting does not take effect until SBC is rebooted. This parameter is not RTC supported.

- **red-max-trans**—Enter the maximum number of HA synchronized transactions to maintain on the active system in the HA node. The default is **1000**. The valid range is:
 - Minimum—0
 - Maximum—999999999
- **red-sync-start-time**—Enter the amount of time, in milliseconds, that the active Oracle USM checks to confirm that it is still the active system in the HA node. If the active system is still adequately healthy, this timer resets itself. If for any reason the active has become the standby, it starts to checkpoint with the newly active system when this timer expires. The default is **5000**. The valid range is:
 - Minimum—0
 - Maximum—999999999
- **red-sync-comp-time**—Enter amount of time, in milliseconds, that determines how frequently after synchronization the standby Oracle USM checkpoints with the active Oracle USM. The first interval occurs after initial synchronizations of the systems; this is the timeout for subsequent synchronization requests. The default is **1000**. The valid range is:
 - Minimum—0
 - Maximum—999999999

Setting Multiple Collection Groups

You can configure the Oracle USM to collect multiple groups of statistics. Collection group settings are accessible through the collection configuration. For specific group names, group statistics, and values, see **HDR Groups and Group Statistics**.

The sample-interval, start-time, and end-time parameters that you set for multiple collection groups override the same parameters set for global collection.

 **Note:** For multiple collection groups, the sample-interval value must always be smaller than the global collection parameter value for push-interval.

To set multiple collection groups:

1. Access the **group-settings** configuration element.

```
ORACLE# configure terminal
ORACLE(configure) # system
ORACLE(system) # system-config
ORACLE(system-config) # collect
ORACLE(collect) #group-settings
ORACLE(group-settings) #
```

2. **group-name**—Enter the group name corresponding to the records that you want to collect; there are 25 possible groups for which the Oracle USM can collect data. The **system** group name is the default for this parameter. For additional group names, see **HDR Groups and Group Statistics**.

Configuring HDR

- sample-interval**—Enter the time in minutes for how often you want the Oracle USM to sample data records for the specified group. The default is 5. The valid range is:
 - Minimum—1
 - Maximum—120
- boot-state**—Set this parameter to **enabled** to start group collection, or to **disabled** to prevent the Oracle USM from collecting HDR statistics for this group. This parameter does not go into effect until the system is rebooted. You can also use the ACLI request collect start command to start collection; using this command, you can start collection for all groups, or for one specified group. The default is **disabled**. Valid values are:
 - enabled | disabled
- start-time**—Enter the exact date and time (for your local timezone) when you want the Oracle USM to start collecting records for this group. You can enter **now** to set the start-time to the current time, or you can specify a time in the future. If you specify a time, it must be in the format yyyy-mm-dd-hh:mm:ss, where: yyyy is the year, mm is the month, dd is the day, hh in the hour, mm is the minutes, and ss is the second (24-hour clock). The default is **now**.
- end-time**—Enter the exact date and time (for your local timezone) when you want the Oracle USM to stop collecting records for this group. You can enter **never** to set the time to never end, or you can specify an end time in the future. If you specify a time, it must be in the format yyyy-mm-dd-hh:mm:ss, where: yyyy is the year, mm is the month, dd is the day, hh in the hour, mm is the minutes, and ss is the second (24-hour clock). The default is **never**.
- Type **done** to save your configuration.

Setting Servers as Push Receivers

You can configure multiple push receivers that represent FTP or SFTP destination servers for which the Oracle USM pushes records. Push receiver settings are accessible through the collection configuration.

If you configure more than one server, the Oracle USM sends data to all of the servers. If one server fails, the Oracle USM generates an SNMP trap. The Oracle USM makes 3 attempts to send data to the failed server. If the server cannot receive the data, the Oracle USM clears the data for that server. For example, if there are four servers configured, and the Oracle USM successfully pushes data to three of them, the Oracle USM generates a trap indicating the fourth server is down and after 3 attempts to send the data, the data is cleared.

To set servers as push receivers:

- In Superuser mode, navigate to the collect parameter level in the ACLI.

```
ORACLE# configure terminal
ORACLE (configure) # system
ORACLE (system) # system-config
ORACLE (system-config) # collect
ORACLE (collect) #
```

- Access the push receiver (**push-receiver**) parameters.

```
ORACLE (collect) # push-receiver
ORACLE (push-receiver) #
```

- address**—Enter the IP address of the push receiver (server) to which you want records sent. The default for this parameter is **0.0.0.0**.
- username**—Enter the username that the Oracle USM uses when it tries to send records to this push server using FTP. There is no default for this parameter.
- password**—Enter the password (corresponding to the username) that the Oracle USM uses when it sends records to this push server using FTP. There is no default for this parameter. Enter this password parameter using the following procedure:
 - Type the parameter name password, and then press Enter.

```
ORACLE (push-receiver) # password
```

- Enter the password that the Oracle USM uses to send records to the push server. The display does not echo the password you enter.

```
Enter password: [enter the password]
```


- Enter the password again to confirm that you entered the password correctly. If the passwords match, the user prompt displays to continue the push server configuration.

```
Enter password again: [enter the password again]
ORACLE (push-receiver) #
```

If the passwords do not match, an error message displays. Repeat Steps a through c to set the password.

```
Error: Password mismatch - aborted.
ORACLE (push-receiver) #
```

- **data-store**—Enter the directory on the push receiver where you want collected data placed. There is no default for this parameter.
- **protocol**—Set this parameter to the protocol with which to send HDR collection record files. Default is **FTP**. Valid values are:
 - FTP | SFTP

 **Note:** Public key authentication is not available when you choose SFTP. Instead, the Oracle USM uses password authentication. However, for SFTP to work, it is still required that you load the SFTP's host public key on the Oracle USM.

Creating a Public Key Profile

The Secure Shell (SSH) and related Secure Shell File Transfer (SFTP) protocols provide for the secure transfer of audit files and for the secure transfer of management traffic across the wancom0 interface. When using password or public key authentication with push receiver configurations, use the procedures described below to create your profiles.

Create your profile by configuring:

- SSH Properties
- Import an SSH Host Key
- Create the public key profile

The following two tasks are required for public key authentication mode only.

- Generate an SSH Key Pair
- Copy the Oracle USM public key to the SFTP server

After the above, you can use this profile within the context of your FTP push configuration.

SSH Operations

SSH Version 2.0, the only version supported on the Oracle USM, is defined by a series of five RFCs.

- RFC 4250, *The Secure Shell (SSH) Protocol Assigned Numbers*
- RFC 4251, *The Secure Shell (SSH) Protocol Architecture*
- RFC 4252, *The Secure Shell (SSH) Authentication Protocol*
- RFC 4253, *The Secure Shell (SSH) Transport Layer Protocol*
- RFC 4254, *The Secure Shell (SSH) Connection Protocol*

RFCs 4252 and 4253 are most relevant to Oracle USM operations.

The transport layer protocol (RFC 4253) provides algorithm negotiation and key exchange. The key exchange includes server authentication and results in a cryptographically secured connection that provides integrity, confidentiality and optional compression. Forward security is provided through a Diffie-Hellman key agreement. This key agreement results in a shared session key. The rest of the session is encrypted using a symmetric cipher, currently 128-bitAES, Blowfish, 3DES, CAST128, Arcfour, 192-bit AES,

or 256-bit AES. The client selects the encryption algorithm to use from those offered by the server. Additionally, session integrity is provided through a crypto-graphic message authentication code (hmac-md5, hmac-sha1, umac-64 or hmac-ripemd160).

The authentication protocol (RFC 4252) uses this secure connection provided and supported by the transport layer. It provides several mechanisms for user authentication. Two modes are supported by the Oracle USM: traditional password authentication and public-key authentication.

ACLI Instructions and Examples

This section provides ACLI procedures for SFTP push configurations, including SSH property configuration, certificate import, and public key profile configuration on your Oracle USM.

Configuring SSH Properties

The single instance **ssh-config** configuration element specifies SSH re-keying thresholds.

1. From admin mode, use the following command path to access the ssh configuration element:

```
ORACLE# configure terminal
ORACLE(configure)# security
ORACLE(security)# admin-security
ORACLE(admin-security)# ssh-config
ORACLE(ssh-config)#
```

ssh configuration element properties are shown below with their default values

```
rekey-interval      60
rekey-byte-count    31
```

2. **rekey-interval**—specifies the maximum allowed interval, in minutes, between SSH key negotiations

Allowable values are integers within the range 60 through 600, with a default of 60 (minutes). Shorter lifetimes provide more secure connections.

Works in conjunction with **rekey-byte-count**, which sets a packet-based threshold, to trigger an SSH renegotiation. If either trigger is activated, an SSH renegotiation is begun.

Retain the default value, or specify a new value.

```
ORACLE(ssh-config)# rekey-interval 20
ORACLE(ssh-config)
```

3. **rekey-byte-count**—specifies the maximum allowed send and receive packet count, in powers of 2, between SSH key negotiations

Allowable values are integers within the range 20 (1,048,576 packets) through 31 (2,147,483,648 packets), with a default of 31 (2^{31}). Smaller packet counts provide more secure connections.

Works in conjunction with **rekey-interval**, which sets a time-based threshold, to trigger an SSH renegotiation. If either trigger is activated, an SSH renegotiation is begun.

Retain the default value, or specify a new value.

```
ORACLE(ssh-config)# rekey-packet-count 24
ORACLE(ssh-config)
```

A sample SSH configuration appears below:

```
ORACLE(ssh-config)# rekey-interval 20
ORACLE(ssh-config)# done
ORACLE(ssh-config)# exit
ORACLE(admin-security)#
```

Specifies a key renegotiation every 20 minutes, or at the reception/transmission of 2,147,483,648 packets, whichever comes first.

Import an SSH host Key

Importing a host key requires access to the SFTP server or servers which receive audit log transfers. Access is generally most easily accomplished with a terminal emulation program such as PuTTY, SecureCRT, or TeraTerm.

1. Use a terminal emulation program to access the SSH file system on a configured SFTP server.
2. Copy the server's base64 encoded public file making sure to include the Begin and End markers as specified by RFC 4716, *The Secure Shell (SSH) Public Key File Format*.

For OpenSSH implementations host files are generally found at `/etc/ssh/ssh_host_dsa_key.pub`, or `/etc/ssh/ssh_host_rsa.pub`. Other SSH implementations can differ.

3. From admin mode use the `ssh-pub-key` command to import the host key to the Oracle USM.

For importing a host key, this command takes the format:

```
ssh-pub-key import known-host <name>
```

where name is an alias or handle assigned to the imported host key, generally the server name or a description of the server function.

```
ORACLE# ssh-pub-key import known-host fedallah
```

```
IMPORTANT:
Please paste ssh public key in the format defined in rfc4716.
Terminate the key with ";" to exit.....
```

4. Paste the public key with the bracketing Begin and End markers at the cursor point.
5. Enter a semi-colon (;) to signal the end of the imported host key.
6. Follow directions to save and activate the configuration.

The entire import sequence is shown below.

```
ORACLE# ssh-pub-key import known-host fedallah
```

```
IMPORTANT:
  Please paste ssh public key in the format defined in rfc4716.
  Terminate the key with ";" to exit.....
```

```
----- BEGIN SSH2 PUBLIC KEY -----
Comment: "2048-bit RSA, converted from OpenSSH by klee@acme54"
AAAAB3NzaC1yc2EAAAABIwAAAQEA7OBf08jJe7MSMgerjDTgZpbPblrX4n17LQJgPC7c1L
cDGEtKSiVt5MjcSav3v6AEN2pYZihOxd2Zzismpoo019kkJ56s/IjGstEzqXMKHKUr9mBV
qvqIEOTqbowEi5sz2AP31GUjQTCKZRF1XOQx8A44vHZCum93/jfNRsnWQ1mhHmaZMmT2LS
hOr4J/Nlp+vpsvdpdrolV6Ftz5eiVfgocxrDrjNcVtsAMYLBpDdL6e9XebQzGSS92TPuKP/
yqzLJ2G5NVFhxdw5i+FvdHz1vBdvB505y2QPj/izlu3TA/307tyntBOb7beDyIrg64AzC8
G7E3AGiH49LnBtlQf/aw==
----- END SSH2 PUBLIC KEY -----
```

```
;
SSH public key imported successfully....
WARNING: Configuration changed, run "save-config" command to save it
and run "activate-config" to activate the changes
ORACLE# save-config
checking configuration
```

```
-----
...
...
...
-----
```

```
Save-Config received, processing.
waiting for request to finish
Request to 'SAVE-CONFIG' has Finished,
Save complete
Currently active and saved configurations do not match!
To sync & activate, run 'activate-config' or 'reboot activate'.
```

```
ORACLE# activate-config
Activate-Config received, processing.
waiting for request to finish
SD is not QOS-capable
Request to 'ACTIVATE-CONFIG' has Finished,
Activate Complete
ORACLE#
```

It is important to note that it is often difficult to determine whether the server is using RSA or DSA keys for your application. Unless you can definitively determine this, bear in mind that you need to try importing both.

View a Public key on the Oracle USM

You can use the `show security ssh-pub-key` command to display information about SSH keys imported to the Oracle USM with the `ssh-pub-key` command; you cannot display information about keys generated by the `ssh-pub-key` command.

```
ORACLE# show security ssh-pub-key brief
login-name:
  acme74
finger-print:
  51:2f:f1:dd:79:9e:64:85:6f:22:3d:fe:99:1f:c8:21
finger-print-raw:
  0a:ba:d8:ef:bb:b4:41:d0:dd:42:b0:6f:6b:50:97:31

login-name:
  fedallah
finger-print:
  c4:a0:eb:79:5b:19:01:f1:9c:50:b3:6a:6a:7c:63:d5
finger-print-raw:
  ac:27:58:14:a9:7e:83:fd:61:c0:5c:c8:ef:78:e0:9c
ORACLE#
```

This command displays summary information for all SSH imported keys.

- `login-name`: contains the name assigned to the RSA or DSA public key when it was first imported.
- `finger-print`: contains the output of an MD5 hash computed across the base64-encoded public key.
- `finger-print-raw`: contains the output of an MD5 hash computed across the binary form of the public key

```
ORACLE# show security ssh-pub-key brief fedallah
login-name:
  fedallah
finger-print:
  c4:a0:eb:79:5b:19:01:f1:9c:50:b3:6a:6a:7c:63:d5
finger-print-raw:
  ac:27:58:14:a9:7e:83:fd:61:c0:5c:c8:ef:78:e0:9c
ORACLE#
```

This command displays summary information for a specific SSH public key (in this case `fedallah`).

```
ORACLE# show security ssh-pub-key detail fedallah
host-name:
  fedallah
comment:
  "2048-bit RSA, converted from OpenSSH by klee@acme54"
finger-print:
  c4:a0:eb:79:5b:19:01:f1:9c:50:b3:6a:6a:7c:63:d5
finger-print-raw:
  ac:27:58:14:a9:7e:83:fd:61:c0:5c:c8:ef:78:e0:9c
pub-key:
AAAAB3NzaC1yc2EAAAABIwAAAQEA7OBf08jJe7MSMgerjDTgZpbPblrX4n17LQJgPC7c1LcDGEtKSi
Vt5MjcSav3v6AEN2pYZihOxd2Zzismpoo019kkJ56s/
```

```
IjGstEzqXMKHKU9r9mBVqvqIEOTqbowEi5sz2AP31GUjQTCKZRF1XOQx8A44vHZCum93/
jfNRsnWQ1mhHmaZMmT2LShOr4J/Nlp
+vpsvpdro1V6Ftz5eiVfgocxrDrjNcVtsAMyLBpDdL6e9XebQzGSS92TPuKP/yqzLJ2G5NVFhxdw5i
+FvdHz1vBdvB505y2QPj/izlu3TA/307tyntBOb7beDyIrg64Azc8G7E3AGiH49LnBt1Qf/aw==

modulus: (256)
ECE05FD3C8C97BB3123207AB8C34E06696CF6E5AD7E27D7B2D02603C2EDC94B703184B4A4A256D
E4C8DC49ABF7BFA004376A5866284EC5DD99CE2B26A68A34D7D924279EACFC88C6B2D133A9730A
1CA52BF66055AAFA8810E4EA6E8C048B9B33D803F7D4652341308A6511755CE431F00E38BC7642
BA6F77FE37CD46C9D64359A11E66993264F62D284EAF827F365A7EBE9B2FA5DAE8955E85B73E5E
8957E0A1CC6B0EB8CD715B6C00CC8B0690DD2FA7BD5DE6D0CC6492F764CFB8A3FFCAACCB2761B9
355161C5DC398BE16F747CF5BC176F079D39CB640F8FF8B3D6EDD303FDCEEEDCA7B4139BEDB783
C88AE0EB803373C1BB137006887E3D2E706D9507FF6B
exponent: (1)
23
ORACLE#
```

This command displays detailed information for specific SSH public key (in this case fedallah, an RSA key).

- **host-name:** contains the name assigned to the RSA key when it was first imported
- **finger-print:** contains the output of an MD5 hash computed across the base64-encoded RSA public key
- **finger-print-raw:** contains the output of an MD5 hash computed across the binary form of the RSA public key
- **public key:** contains the base64-encoded RSA key
- **modulus:** contains the hexadecimal modulus (256) of the RSA key
- **exponent:** (also known as public exponent or encryption exponent) contains an integer value that is used during the RSA key generation algorithm. Commonly used values are 17 and 65537. A prime exponent greater than 2 is generally used for more efficient key generation.

```
ORACLE# show security ssh-pub-key detail acme74
host-name:
  acme74
comment:
  DSA Public Key
finger-print:
  51:2f:f1:dd:79:9e:64:85:6f:22:3d:fe:99:1f:c8:21
finger-print-raw:
  0a:ba:d8:ef:bb:b4:41:d0:dd:42:b0:6f:6b:50:97:31
pub-key:

AAAAB3NzaC1kc3MAAACBAPY8ZOHY2yFSJA6XYC9HRwNHxaehvx5wOJ0rzZdzoSOXxbETW6ToHv8D1U
J/z+zHo9Fiko5XybZnDIaBDHtblQ
+Yp7StxyltHnXF1YLfKD1G4T6JYrdHYI140mleg9e4NnCRleaQoZPF3UGfZia6bXrGTQf3gJq2e7Yi
sk/gF
+1VAAAAFQDb8D5cvwHWTZDPfX0D2s9Rd7NBvQAAAIEAlN92+Bb7D4KLYk3IwRbXblwXdkPggA4pfdt
W9vGfJ0/Rhd+NjB4eolD+0dix6tXwYGN7PKS5R/FXPNwxHPapcj9uL1Jn2AWQ2dsknf+i/
FAAvioUPkmdMc0zuWoSOEsSNhVDtX3WdvVcGcBq9cetzrtOKWOocJmJ80qadxTRHtUAAACBAN7CY
+KKv1gHpRzFwdQm7HK9bb1LAo2KwaoXnadFgeptNBQeSXG1vO
+JsvphVMBJc9HSn24VYtYtsMu74qXviYjziVucWKjjKEb11juqnF0GD1B3VvmxHLmxnAz643WK42Z7
dLM5sY29ouezv4Xz2PuMch5VGPP+CDqzCM4l0WgV

p: (128)
F63C64E1D8DB2152240E97602F47470347C5A7A1BF1E70389D2BCD9773A12397C5B1135BA4E81E
FF03D5427FCFECC7A3D162928E57C9B6670C86810C7B5B950F98A7B4ADC7296D1E75C5D582DF28
3D46E13E8962B747608D783A6D5E83D7B836709195E6AAA193C5DD419F6626BA6D7AC64D07F780
9AB67BB622B24FE017ED55

q: (20)
DBF03E5CBF01D64D90CF7D7D03DACF5177B341BD

g: (128)
94DF76F816FB0F828B624DC8C116D76E5C177643E0800E297DDB56F6F19F274FD11DDF8D8C1E1E
```

Configuring HDR

```
A350FED1D8B1EAD5F060637B3CA4B947F1573CDC311CF6A9723F6E2F5267D80590D9DB249DFFA2
FC5000BE2A143E499D31CD33B96A12384B12361543B57DD676F55C19C06AF5C7ADCEBB4E2963A8
709989F34A9A7714D11ED5
```

```
pub_key: (128)
```

```
DEC263E28ABF5807A51CC5C1D426EC72BD6DBD4B028D8AC1AA179DA74581EA6D34141E4971B5BC
EF89B2FA6154C04973D1D29F6E1562D62DB0CBBBE2A5EF8988F3895B9C58A8E32846F5D63BAA9C
5D060E50775559B11CB9B19C0CFAE3758AE3667B74B339B18DBDA2E7B3BF85F3D8FB8C721E5518
F3FE083AB308CE25A16815
```

```
ORACLE#
```

This command displays detailed information for specific SSH public key (in this case acme74, a DSA key).

- **host name:** contains the name assigned to the DSA public key when it was first imported
- **comment:** contains any comments associated with the DSA key
- **finger-print:** contains the output of an MD5 hash computed across the base64-encoded DSA public key
- **finger-print-raw:** contains the output of an MD5 hash computed across the binary form of the DSA public key
- **public key:** contains the base64 encoded DSA key
- **p:** contains the first of two prime numbers used for key generation
- **q:** contains the second of two prime numbers used for key generation
- **g:** contains an integer that together with p and q are the inputs to the DSA key generation algorithm

```
ORACLE# show security ssh-pub-key detail
```

```
...
...
...
ORACLE#
```

This command displays detailed information for all SSH imported keys.

Starting and Stopping HDR using the ACLI

For ease-of-use, you can start and stop record collection from Acme Packet's command line interface (ACLI) in Superuser Mode. You can start and stop record collection for the entire HDR process, or you can specify a group name for which you want to start and stop collection.

Starting HDR

To start record collections:

- In Superuser mode, at the root prompt, enter **request collect start all** and press **Enter**. The Oracle USM starts all record collection.

```
ORACLE# request collect start all
```

To start a group-name record collection:

- In Superuser mode, at the root prompt, enter **request collect start <group-name>**, and press **Enter**. The Oracle USM starts collection for that group name only. In the following example, voltage record collection is started.

```
ORACLE# request collect start voltage
```

Stopping HDR

To stop all record collections:

- In Superuser mode, at the root prompt, enter **request collect stop all** and press **Enter**. The Oracle USM stops all record collection.

```
ORACLE# request collect stop all
```

To stop a group-name record collection:

- In Superuser mode, at the root prompt, enter **request collect stop <group-name>**, and press **Enter**. The Oracle USM stops collection for that group name only. In the following example, voltage record collection is stopped.

```
ORACLE# request collect stop voltage
```

Purging HDR Data using the ACLI

Using the ACLI, you can delete all HDR record collections resident on the Oracle USM.

To purge all record collections:

- In Superuser mode, at the root prompt, enter **request collect purge** and press **Enter**. The Oracle USM deletes all record collections.

```
ORACLE# request collect purge
```

Restarting HDR using the ACLI

You can restart the collector using the boot configuration.

To restart the collector using the boot configuration:

- In Superuser mode, at the root prompt, enter **request collect restart** and press **Enter**. The Oracle USM restarts all record collections using the boot configuration.

```
ORACLE# request collect restart
```

Requesting HDR Collection Status

You can display the status of collection groups and push servers on the Oracle USM, when required, using the ACLI.

To display the status of collection groups and push servers:

- In Superuser mode, at the root prompt, enter **request collect status** and press **Enter**. The Oracle USM displays the current status of all record collections and push receivers. In the following example, the group, fan is disabled at boot time, the start time is immediately when the system comes up, and there is no end time. The Push Receiver configured for this Oracle USM is 172.30.11.16 and it is currently reachable. The date and time of the next scheduled push is also indicated as well as the interval of time between each push.

```
ORACLE# request collect status
Collector is currently collecting on:
Group   Boot-State   Start Time   End Time
fan     disabled     now         never
Next Push Scheduled for: 2008-01-11-11:12:06
Subsequent Push Interval: 15 minutes
Registered push receivers are:
IP Address   Status
172.30.11.16 reachable
```

HDR Groups and Group Statistics

This section provides information about the Historical Data Recording (HDR) Groups and Group Statistics that make up the HDR records on the C-Series products. It also includes information about the source of the HDR data.

HDR Data

HDR data consists of a “Group” with associated Group Statistics that apply to each group. HDR data comes from two sources:

- Simple Network Management Protocol (SNMP) Management Information Bases (MIBs) (MIB-Associated Groups and Group Statistics)
- Acme Packet’s Command Line Interface (ACLI) (ACLI-Associated Groups and Group Statistics)

When you configure HDR on the Oracle USM, the Groups and associated Group Statistics are included in the collection of data. You can configure the Oracle USM to collect all group statistics or specific group statistics. For information on configuring global collection, see [Setting Global Collection](#). For information on specific group collections, see [Setting Multiple Collection Groups](#).

When HDR is enabled, the Oracle USM forwards statistical records to push servers which send the data (in standard format) to a receiving server for viewing in a comma-separated value (CSV) file. Before pushing a file, the collector creates the directory by group name for which the statistic belongs (for example, fan, sip-client, system, etc.), if the directory does not exist from a previous push.

The collector can push multiple CSV files per directory. Each file is formatted as <Unix timestamp>.csv (for example, 1302041977.csv). Within the file, each record also has an associated record timestamp. The **filename timestamp** is the time that the CSV file was create. The **record timestamp** is the window of time that the HDR collector used to collect the data. For more information on windows of time, see [Windows of Time](#).

The first record of each file is a header containing the attribute name. For example, in the “System” directory, a file name of 13020441977.csv can contain the header attribute names of CPU Utilization, Memory Utilization, Health Score, Redundancy State, etc. The collector appends a Timestamp heading attribute to the beginning of every record as well.



Note: The records in a CSV file may display differently, depending on the record data included in the file, and the method used to open the file. For more information about the display of record data in a CSV file, see [Appendix A, CSV File Data Formats](#).

HDR Groups and Group Statistics

The following example shows the output from a "System" HDR collection. The output format reflects that the file was opened using the Unix command `cat <timestamp>.csv`.

```
[AcmePacket]$ cd system
[AcmePacket]$ ls -l
-rw-r--r-- 1 moles src 453 Apr 15 05:38 1302041737.csv
-rw-r--r-- 1 moles src 453 Apr 15 05:40 1302041857.csv
-rw-r--r-- 1 moles src 455 Apr 15 05:42 1302041977.csv

[AcmePacket]$ cat 1302041977.csv
TimeStamp,CPU Utilization,Memory Utilization,Health
Score,Redundancy State,Signaling Sessions,
Signaling Rate (CPS),CAM Utilization (NAT),
Cam Utilization (ARP),I2C Bus State,License Capacity,
Current Cached SIP Local Contact Registrations,
Current MGCP Public Endpoint Gateway Registrations,
Current H323 Number of Registrations,
Application Load Rate

1302041977,39,22,50,active,0,0,0,0,online,0,0,0,0,39
1302042037,100,22,50,active,0,0,0,0,online,0,0,0,0,100
```

Windows of Time

Each table in this chapter identifies a data type for a Group Statistic: counter, gauge, config, timeticks, and period.



Note: For more information about Group Statistic data types, see [What is HDR?](#)

A period type represents a value determined as the sum of a number of events which occurred during a specified window of time (or a time period). There are three possible windows in which events can occur:

- current window
- previous window
- sliding window

The **current window** is the window during which events are currently being accumulated. The current window ends D seconds after the start of the current window, where D is the duration of the window. The current window is always of size $D_c < D$. Once the current window becomes of size D , it becomes the previous window, and a new current window is started.

The **previous window** is the time period of duration D which ended at the start of the current window.

The **sliding window** marks the period of time for the previous window, D , plus the time passed in the current window. For example: For the "session-agent" and "session-realm" HDR groups, the default timer value is 30 seconds. The "current window" is between 0 and 30 seconds. When the current window reaches 30 seconds it becomes the previous window and a new current window is initialized. The "sliding window" is the sum of the current window and previous window. Therefore the initial sliding window is between 0 and 30 seconds and after that the sliding window is between 30 and 60 seconds.

For the session-agent statistics and the session-realm statistics groups, the default period timer is 30 seconds. In the Oracle USM configuration, if the sustained-rate-window parameter is not configured, the default window size is 30 seconds. If the sustained-rate-window parameter is configured, the default period is set to the configured value of the sustained-rate-window.

HDR Data File Layout Option

In many deployments, users create tools to extract HDR data from native CSV files for processing apart from the device. For these customers, expectations on data file layout is critical. The Oracle USM presents CSV file data layout as documented within, but offers the option of presenting an alternative layout. The alternative layout is documented in the Oracle Communications Session Border Controller HDR Reference Guide.

The Oracle USM presents CSV data file layout as documented herein by default. It also provides an optional format that the user can select by configuration. Set the **push-product-specific-stat** option under the **collect** branch to collect SBC-related statistics in addition to Oracle USM-related statistics. This allows users to re-purpose data collection tools previously developed for SBC deployments.

To set the Oracle USM's **push-product-specific-stat** option to output all HDR statistics, including those that are not pertinent to the Oracle USM, use the CLI syntax shown below.

```
ORACLE (collect) #options push-product-specific-stat=disabled
```

MIB-Associated Groups and Group Statistics

The Groups and Group Statistics in this section are a subset of MIB variables on the Oracle USM. Each table specifies the MIB that pertains to the Group or Group Statistics. Groups in this section include:

- Group: system
- Group: interface
- Group: session-agent *
- Group: session-realm
- Group: voltage
- Group: fan
- Group: temperature
- Group: space
- Group: network-util

*In addition to being a subset of a MIB variable, the session-agent Group maps to the **show sipd agents** command, the registration-realm Group maps to the **show sipd realms**, and some statistics in the session-realm Group map to the **show sipd realms** command. For more information, see **show sipd agents** and **show sipd realms** in Chapter 4.

system

Group name that consists of general system statistics.

| | | | | | | |
|--------------------------|--|--|--|--|--|--|
| SNMP MIB | | | | | | |
| ap-smgmt.mib | | | | | | |
| apSysMgmtGeneralObjects | | | | | | |
| 1.3.6.1.4.1.9148.3.2.1.1 | | | | | | |

| Position | Statistic | Type | Timer Value | Range | OID | Description |
|----------|-----------------|-------|-------------|------------|----------------------------|---|
| 1 | CPU Utilization | gauge | N/A | 0% to 100% | 1.3.6.1.4.1.9148.3.2.1.1.1 | Percentage of total usage of Oracle USM's central |

HDR Groups and Group Statistics

| Position | Statistic | Type | Timer Value | Range | OID | Description |
|----------|-----------------------|---------|-------------|--|----------------------------|--|
| | | | | | | processing unit (CPU). |
| 2 | Memory Utilization | gauge | N/A | 0% to 100% | 1.3.6.1.4.1.9148.3.2.1.1.2 | Percentage of total memory usage on Oracle USM |
| 3 | Health Score | gauge | N/A | 0% to 100% | 1.3.6.1.4.1.9148.3.2.1.1.3 | Percentage of system health with a value of 100% being the healthiest. |
| 4 | Redundancy State | integer | N/A | active (1) System is in active mode. standby (2) System is in standby mode. unassigned (3) System has not been assigned as active or standby. recovery (4) System is in recovery mode. outOfService (5) System is currently out of service. Contact your Technical Support representative. | 1.3.6.1.4.1.9148.3.2.1.1.4 | For high availability (HA), specifies whether this Oracle USM is active or standby. A standalone system has an active state. |
| 5 | Signaling Sessions | gauge | N/A | 0 to 4294967295 | 1.3.6.1.4.1.9148.3.2.1.1.5 | Total number of global, concurrent, active sessions in real time. |
| 6 | Signaling Rate (CPS) | gauge | N/A | 0 to 4294967295 | 1.3.6.1.4.1.9148.3.2.1.1.6 | Total number of calls per second (CPS). This is a real-time value which is the sum of SIP and H.323 calls. |
| 7 | CAM Utilization (NAT) | gauge | N/A | 0% to 100% | 1.3.6.1.4.1.9148.3.2.1.1.7 | Percentage of Content Addressable Memory |

| Position | Statistic | Type | Timer Value | Range | OID | Description |
|----------|--|---------|-------------|---|-----------------------------|---|
| | | | | | | (CAM) usage for Network Address Translation (NAT). |
| 8 | CAM Utilization (ARP) | gauge | N/A | 0% to 100% | 1.3.6.1.4.1.9148.3.2.1.1.8 | Percentage of Content Addressable Memory (CAM) usage for Address Resolution Protocol (ARP). |
| 9 | I2C Bus State | integer | N/A | online (0) Oracle USM is online and processing calls. becomingoffline (1) Oracle USM is in the process of going offline. offline (2) Oracle USM is offline and not processing calls. However, other administrative functions are available. | 1.3.6.1.4.1.9148.3.2.1.1.9 | Current Oracle USM state. |
| 10 | License Capacity | gauge | N/A | 0% to 100% | 1.3.6.1.4.1.9148.3.2.1.1.10 | Percentage of licensed Oracle USM sessions currently in progress. |
| 11 | Current Cached SIP Local Contact Registrations | gauge | N/A | 0 to 4294967295 | 1.3.6.1.4.1.9148.3.2.1.1.11 | Total number of currently cached registered contacts in the Oracle USM. |
| | | | | | | |
| 13 | Current H323 Number of Registrations | gauge | N/A | 0 to 4294967295 | 1.3.6.1.4.1.9148.3.2.1.1.13 | Total number of H323 registrations in the Oracle USM. |

HDR Groups and Group Statistics


| Position | Statistic | Type | Timer Value | Range | OID | Description |
|----------|--------------------------------|---------|-------------|-----------------|-----------------------------|---|
| 14 | Application Load Rate | period | 30 seconds | 0% to 100% | 1.3.6.1.4.1.9148.3.2.1.1.16 | Average Central Processing Unit (CPU) utilization of the Oracle USM during the current window. The average is computed every 10 seconds unless load-limit is configured in the SipConfig record, in which case it is 5 seconds. |
| 15 | Current Deny Entries Allocated | integer | N/A | 0 to 4294967295 | 1.3.6.1.4.1.9148.3.2.1.1.26 | The total number of endpoints currently denied. |

interface

Consists of statistics pertaining to the physical interface(s) on the Oracle USM.

Table 1: Interface Statistics

HDR data for interface statistics, listed in the order in which they appear in the CSV file.

 **Note:** To form the OID, add 1.3.6.1.2.1.2.2.1 to the value in the OID # column. The OID for Index, for example, is 1.3.6.1.2.1.2.2.1.1.

| # | Statistic | Type | Timer Value | Range | OID # | Description |
|---|-------------|--------|-------------|-------|-------|---|
| 1 | Index | config | N/A | N/A | 1 | Unique value that identifies the interface. |
| 2 | Description | config | N/A | N/A | 2 | String that provides a description of the interface. |
| 3 | Type | config | N/A | N/A | 3 | Type of interface distinguished according to the Physical/Link Protocol(s). |
| 4 | MTU | config | N/A | N/A | 4 | Maximum Transmission Unit (MTU) - largest datagram size, in octets (eight-bit bytes), that can be sent/received on the interface specified in octets. |

HDR Groups and Group Statistics

| # | Statistic | Type | Timer Value | Range | OID # | Description |
|----|------------------------|-----------|-------------|---|-------|--|
| 5 | Speed | config | N/A | N/A | 5 | Estimate of the current bandwidth, in bits per second, on the interface. |
| 6 | Physical Address | config | N/A | N/A | 6 | IP Address of the interface at the protocol layer immediately below the network layer in the protocol stack. |
| 7 | Admin Status | config | N/A | N/A | 7 | Current administrative state of the interface. |
| 8 | Operational State | integer | N/A | up(1) Interface is operational and in the UP state. down(2) Interface is not operational and in the DOWN state. testing(3) Interface is in TESTING state. unknown(4) Interface state is UNKNOWN. dormant(5) Interface is inactive and in DORMANT state. notPresent(6) No interface is present. lowerLayerDown(7) Lower layer protocol on the interface is down. | 8 | Current operational state of the interface. |
| 9 | If Last Change | timeticks | N/A | 0 to 4294967295 | 9 | Specifies the sysUpTime (system up time) value with the time the interface entered its current operational state |
| 10 | In Octets | counter | N/A | 0 to 4294967295 | 10 | Total number of octets received on the interface. |
| 11 | In Unicast Packets | counter | N/A | 0 to 4294967295 | 11 | Number of subnetwork-unicast packets delivered to a higher layer protocol. A unicast packet is a regular IP packet that has a destination IP address. |
| 12 | In Non-Unicast Packets | counter | N/A | 0 to 4294967295 | 12 | Number of non-unicast packets (i.e., subnetwork-broadcast or subnetwork-multicast packets) delivered to a higher layer protocol. |
| 13 | In Discards | counter | N/A | 0 to 4294967295 | 13 | Number of inbound packets that were discarded even though no errors had been detected. This prevented the packets from being delivered to a higher-layer protocol. |

HDR Groups and Group Statistics

| # | Statistic | Type | Timer Value | Range | OID # | Description |
|----|-------------------------|---------|-------------|-----------------|-------|--|
| 14 | In Errors | counter | N/A | 0 to 4294967295 | 14 | Number of inbound packets that contained errors, preventing them from being delivered to a higher-layer protocol. |
| 15 | Out Octets | counter | N/A | 0 to 4294967295 | 16 | Total number of octets sent out the interface. |
| 16 | Out Unicast Packets | counter | N/A | 0 to 4294967295 | 17 | Total number of packets that higher-level protocols requested be transmitted to a subnetwork-unicast address, including packets that were discarded or not sent. |
| 17 | Out Non-Unicast Packets | counter | N/A | 0 to 4294967295 | 18 | Total number of packets that higher-level protocols requested be transmitted to a non-unicast address (i.e., subnetwork-broadcast or subnetwork-multicast addresses), including packets that were discarded or not sent. |
| 18 | Out Discards | counter | N/A | 0 to 4294967295 | 19 | Number of outbound packets discarded even though no errors were detected, to prevent the packets from being transmitted. |
| 19 | Out Errors | counter | N/A | 0 to 4294967295 | 20 | Number of outbound packets that were not transmitted because of errors. |


session-agent

A signaling endpoint that applies traffic-shaping attributes and information regarding next hops or previous hops.

| |
|----------------------------------|
| SNMP MIB |
| ap-smgmt.mib |
| apCombinedSessionAgentStatsEntry |
| 1.3.6.1.4.1.9148.3.2.1.2.1.1 |

Table 2: Session Agent Statistics

HDR data for session-agent statistics, listed in the order in which they appear in the CSV file.

 **Note:** To form the OID, add 1.3.6.1.4.1.9148.3.2.1.2.1.1 to the value in the OID # column. The OID for Hostname, for example, is 1.3.6.1.4.1.9148.3.2.1.2.1.1.2.

| # | Statistic | Type | Timer Value | Range | OID # | Description |
|---|-----------|--------|-------------|-------|-------|--|
| 1 | Hostname | config | N/A | N/A | 2 | Hostname of the session agent, in Fully Qualified Domain Name (FQDN) or IP Address format, for |

HDR Groups and Group Statistics

| # | Statistic | Type | Timer Value | Range | OID # | Description |
|---|---------------------------|---------|-------------|---|-------|--|
| | | | | | | <p>which the group statistics are being calculated.</p> <p>The FQDN#IP-address (ex: sip.com#192.168.100.100) will be used for each row of HDR output when the FQDN-resolved Session Agent Statistics feature is enabled.</p> |
| 2 | System Type | config | N/A | N/A | 3 | Type of the specified session agent – either SIP or H323. |
| 3 | Status | integer | N/A | <p>disabled Session agent is disabled.</p> <p>outofService Session agent is out of service.</p> <p>standby Session agent in standby mode.</p> <p>inService Session agent is in service.</p> <p>constraintsViolation Session agent has a signaling & bandwidth constraints violation.</p> <p>inServiceTimedOut Session agent that is currently in Service has timed out because of inactivity.</p> | 22 | Current state of the specified session agent. |
| 4 | Inbound Active Sessions | gauge | N/A | 0 to 4294967295 | 4 | Total number of current, active, inbound sessions. |
| 5 | Inbound Session Rate | period | 30 | 0 to 4294967295 | 5 | Current inbound session rate in calls per second (CPS) during the sliding window period. |
| 6 | Outbound Active Sessions | gauge | N/A | 0 to 4294967295 | 6 | Total number of current, active, outbound sessions. |
| 7 | Outbound Session Rate | period | 30 | 0 to 4294967295 | 7 | Current outbound session rate in calls per second (CPS) during the sliding window period. |
| 8 | Inbound Sessions Admitted | period | 30 | 0 to 4294967295 | 8 | Total number of inbound sessions admitted during the sliding window period. |
| 9 | Inbound Sessions Not | period | 30 | 0 to 4294967295 | 9 | Total number of inbound sessions rejected because of insufficient |

HDR Groups and Group Statistics

| # | Statistic | Type | Timer Value | Range | OID # | Description |
|----|-----------------------------------|--------|-------------|-----------------|-------|---|
| | Admitted | | | | | bandwidth during the sliding window period. |
| 10 | Inbound Concurrent Sessions High | period | 30 | 0 to 4294967295 | 10 | Highest number of concurrent inbound sessions during the sliding window period. |
| 11 | Inbound Average Session Rate | period | 30 | 0 to 4294967295 | 11 | Average rate of inbound sessions during the sliding window period in calls per second (CPS). |
| 12 | Outbound Sessions Admitted | period | 30 | 0 to 4294967295 | 12 | Total number of outbound sessions admitted during the sliding window period. |
| 13 | Outbound Sessions Not Admitted | period | 30 | 0 to 4294967295 | 13 | Total number of outbound sessions rejected due to insufficient bandwidth during the sliding window period. |
| 14 | Outbound Concurrent Sessions High | period | 30 | 0 to 4294967295 | 14 | Highest number of concurrent outbound sessions during the sliding window period. |
| 15 | Outbound Average Sessions Rate | period | 30 | 0 to 4294967295 | 15 | Average rate of outbound sessions during the sliding window period in calls per second (CPS). |
| 16 | Max Burst Rate | period | 10 | 0 to 4294967295 | 16 | Burst rate of traffic (both inbound and outbound) measured during the current window period. The time period is equal to the value of the configuration parameter burst-rate-window in the session constraint or session-agent configuration record. It is equal to 1 if not configured. Its value is the number of active calls plus 1 divided by the time period. This is different from the Max Burst Rate value in the ACLI command "show sipd agent. In the ACLI it is the high-water mark during the window period. |

| # | Statistic | Type | Timer Value | Range | OID # | Description |
|----|-----------------------------------|--------|-------------|-----------------|-------|---|
| 17 | Total Seizures | period | 30 | 0 to 4294967295 | 17 | Total number of seizures during the sliding window period. |
| 18 | Total Answered Sessions | period | 30 | 0 to 4294967295 | 18 | Total number of answered sessions during the sliding window period. |
| 19 | Answer/Seizure Ratio | period | 30 | 0% to 100% | 19 | Answer-to-seizure ratio expressed as a percentage during the sliding window period. For example, a value of 90 would represent 90% or .90. |
| 20 | Average One-Way Signaling Latency | period | 30 | 0 to 4294967295 | 20 | Average observed one-way signaling latency during the current window period. This is the average amount of time the signaling travels in one direction. Each latency measurement used to calculate this average begins with a request and ends with its first response. Subsequent responses do not affect this measurement. For example, if a 100 Trying arrives as the first response to an INVITE, the system uses that latency for this purpose. Requests that trigger these measurements include every request that receives a response. |
| 21 | Maximum One-Way Signaling Latency | period | 30 | 0 to 4294967295 | 21 | Maximum observed one-way signaling latency during the sliding window period. This is the maximum amount of time the signaling travels in one direction. Each latency measurement used to calculate this average begins with a request and ends with its first response. Subsequent responses do not affect this measurement. For example, if a 100 Trying arrives as the first response to an INVITE, the system uses that latency for this purpose. Requests that trigger these measurements include every request that receives a response. |

session-realm

A collection of Web security servers in a single Domain Name System (DNS) that are configured to share sessions. The statistic tables in this section identify the statistics that display in the “show sipd realms” output. Not all statistics are applicable to this show command.


| |
|----------------------|
| SNMP MIB |
| ap-smgmt.mib |
| apSigRealmStatsEntry |

HDR Groups and Group Statistics

SNMP MIB

1.3.6.1.4.1.9148.3.2.1.2.4.1

HDR data for session-realm statistics, listed in the order in which they appear in the CSV file.

 **Note:** To form the OID, add 1.3.6.1.4.1.9148.3.2.1.2.4.1 to the value in the OID # column. The OID for Realm Name, for example, is 1.3.6.1.4.1.9148.3.2.1.2.4.1.2.

| # | Statistic | Type | Timer Value | Range | OID # | Description |
|----|-----------------------------------|--------|-------------|-----------------|-------|---|
| 1 | Realm Name | config | N/A | N/A | 2 | Name of the realm for which the group statistics are being calculated. |
| 2 | Inbound Active Sessions | gauge | N/A | 0 to 4294967295 | 3 | Total number of current, active, inbound sessions. |
| 3 | Inbound Session Rate | period | 30 | 0 to 4294967295 | 4 | Current inbound session rate in calls per second (CPS) during the sliding window period. |
| 4 | Outbound Active Sessions | gauge | N/A | 0 to 4294967295 | 5 | Total number of current, active, outbound sessions. |
| 5 | Outbound Session Rate | period | 30 | 0 to 4294967295 | 6 | Current outbound session rate in calls per second (CPS) during the sliding window period. |
| 6 | Inbound Sessions Admitted | period | 30 | 0 to 4294967295 | 7 | Total number of inbound sessions during the sliding window period. |
| 7 | Inbound Sessions Not Admitted | period | 30 | 0 to 4294967295 | 8 | Total number of inbound sessions rejected because of insufficient bandwidth during the sliding window period. |
| 8 | Inbound Concurrent Sessions High | period | 30 | 0 to 4294967295 | 9 | Highest number of concurrent inbound sessions during the sliding window period. |
| 9 | Inbound Average Session Rate | period | 30 | 0 to 4294967295 | 10 | Average rate of inbound sessions during the sliding window period in calls per second (CPS). |
| 10 | Outbound Sessions Admitted | period | 30 | 0 to 4294967295 | 11 | Total number of outbound sessions admitted during the sliding window period. |
| 11 | Outbound Sessions Not Admitted | period | 30 | 0 to 4294967295 | 12 | Total number of outbound sessions rejected due to insufficient bandwidth during the sliding window period. |
| 12 | Outbound Concurrent Sessions High | period | 30 | 0 to 4294967295 | 13 | Highest number of concurrent outbound sessions during the sliding window period. |

HDR Groups and Group Statistics

| # | Statistic | Type | Timer Value | Range | OID # | Description |
|----|-----------------------------------|--------|--|-----------------|-------|---|
| 13 | Outbound Average Sessions Rate | period | 30 | 0 to 4294967295 | 14 | Average rate of outbound sessions during the sliding window period in calls per second (CPS). |
| 14 | Max Burst Rate | period | Equal to the burst-rate - window parameter in the Session Agent configuration record. If this value is less than 10, the timer value is set to 10. | 0 to 4294967295 | 15 | Burst rate of traffic (both inbound and outbound) measured during the current window period. The time period is equal to the value of the configuration parameter burst-rate-window in the session constraint or session-agent configuration record. It is equal to 1 if not configured. Its value is the number of active calls plus 1 divided by the time period. This is different from the Max Burst Rate value in the ACLI command "show sipd agent. In the ACLI it is the high-water mark during the window period. |
| 15 | Total Seizures | period | 30 | 0 to 4294967295 | 16 | Total number of seizures during the sliding window period. |
| 16 | Total Answered Sessions | period | 30 | 0 to 4294967295 | 17 | Total number of answered sessions during the sliding window period. |
| 17 | Answer/Seizure Ratio | period | 30 | 0% to 100% | 18 | Answer-to-seizure ratio expressed as a percentage during the sliding window period. For example, a value of 90 would represent 90% or .90. |
| 18 | Average One-Way Signaling Latency | period | 30 | 0 to 4294967295 | 19 | Average observed one-way signaling latency during the current window period. This is the average amount of time the signaling travels in one direction. |
| 19 | Maximum One-Way Signaling Latency | period | 30 | 0 to 4294967295 | 20 | Maximum observed one-way signaling latency during the sliding window period. This is the maximum amount of time the signaling travels in one direction. |
| 20 | Average QoS RFactor | period | 30 | 0 to 4294967295 | 24 | Average Quality of Service (QoS) factor observed during the current window period. Quality of service shapes traffic to provide different priority and level of performance to different data flows. R-factors are metrics in VoIP, that use a formula to take into account both user perceptions and the cumulative effect of equipment impairments to arrive at a numeric expression of voice quality. |

HDR Groups and Group Statistics

| # | Statistic | Type | Timer Value | Range | OID # | Description |
|----|-------------------------------|---------|-------------|-----------------|-------|---|
| | | | | | | This statistic defines the call or transmission quality expressed as an R factor. |
| 21 | Maximum QoS RFactor | period | 30 | 0 to 4294967295 | 25 | Maximum Quality of Service (QoS) factor observed during the sliding window period. Quality of service shapes traffic to provide different priority and level of performance to different data flows. R-factors are metrics in VoIP that use a formula to determine a numeric expression of voice quality. This statistic defines the call or transmission quality expressed as an R factor. |
| 22 | Current QoS Major Exceeded | period | 30 | 0 to 4294967295 | 26 | Peg counts of the number of times the major Rfactor threshold was exceeded during the sliding window period. The peg count provides counts of calls with different service classes that occur during intervals of frequency which reliability indicate the traffic load. R-factors are metrics in VoIP that use a formula to determine a numeric expression of voice quality. |
| 23 | Total QoS Major Exceeded | counter | N/A | 0 to 4294967295 | 27 | Count of the number of times the major Rfactor threshold was exceeded. Provides counts of calls with different service classes that occur during intervals of frequency which reliability indicate the traffic load. R-factors are metrics in VoIP that use a formula to determine a numeric expression of voice quality. |
| 24 | Current QoS Critical Exceeded | period | 30 | 0 to 4294967295 | 28 | Count of the number of times the critical Rfactor threshold was exceeded during the sliding window period. Provides counts of calls with different service classes that occur during intervals of frequency which reliability indicate the traffic load. R-factors are metrics in VoIP that use a formula to determine a numeric expression of voice quality. |
| 25 | Total QoS Critical Exceeded | counter | N/A | 0 to 4294967295 | 29 | Count of the number of times the critical Rfactor threshold was exceeded. Provides counts of calls with different service classes that occur during intervals of frequency which reliability indicate the traffic load. R-factors are metrics in VoIP that use a formula to |

| # | Statistic | Type | Timer Value | Range | OID # | Description |
|----|-----------------------|---------|-------------|-----------------|-------|--|
| | | | | | | determine a numeric expression of voice quality. |
| 26 | Early Sessions | counter | N/A | 0 to 4294967295 | N/A | Indicates the number of early sessions for each realm. Each time the Oracle USM receives an INVITE on the ingress realm or the egress realm sends an INVITE request, a counter increments if the session is established with a 200 OK response. This counter also increments in sessions when there are no 18x responses (Ringing (180), Call is Being Forwarded (181), Queued (182), Session in Progress (183)), but a 200 OK is established. This counter represents the number of sessions that have reached the early dialog state or later. |
| 27 | Successful Sessions | counter | N/A | 0 to 4294967295 | N/A | Indicates the number of successful sessions for each realm. Successful sessions are when the Oracle USM receives a successful 200 OK response from an initial INVITE request.  Note: This counter is NOT incremented for re-INVITES. |
| 28 | Active Subscriptions | counter | N/A | 0 to 4294967295 | N/A | Current domain count of active SIP subscriptions. |
| 29 | Subscriptions Per Max | counter | N/A | 0 to 4294967295 | N/A | Maximum domain count of SIP subscriptions initiated during any 100 second period since the last SBC re-boot. |
| 30 | Subscriptions High | counter | N/A | 0 to 4294967295 | N/A | Maximum domain count of active SIP subscriptions since the last SBC re-boot. |
| 31 | Total Subscriptions | counter | N/A | N/A | 35 | Count of lifetime total subscriptions for the Oracle USM. |
| 32 | Active Local Contacts | counter | N/A | N/A | 31 | Current Domain count of active SIP registrations |

voltage

Current operating voltages for components in the Oracle USM.

| |
|------------------------------|
| SNMP MIB |
| ap-env-monitor.mib |
| apEnvMonVoltageStatusEntry |
| 1.2.6.1.4.1.9148.3.3.1.2.1.1 |

HDR Groups and Group Statistics

HDR data for voltage, listed in the order in which they appear in the CSV file.



Note: To form the OID, add 1.2.6.1.4.1.9148.3.3.1.2.1.1 to the value in the OID # column. The OID for Voltage, for example, is 1.2.6.1.4.1.9148.3.3.1.2.1.1.4

| # | Statistic | Type | Timer Value | Range | OID # | Description |
|---|----------------------|--------|-------------|--|-------|--|
| 1 | Type | string | N/A | v2p5 Uses a 2.5V power supply v3p3 Uses a 3.3V power supply v5 Uses a 5V power supply vdd Uses a positive supply of voltage cpu Uses the computer processing unit (CPU) power supply | N/A | Type of power supply currently used on the Oracle USM hardware. |
| 2 | Description | string | N/A | 2.5V voltage 2.5V power supply 3.3V voltage 3.3V power supply 5V voltage 5V power supply VDD voltage Positive voltage power supply CPU voltage Computer processing unit (CPU) power supply | N/A | Textual description of the voltage currently used on the power supply in the Oracle USM. |
| 3 | Voltage (millivolts) | gauge | N/A | 0 to 4294967295 | 4 | Current measurement of voltage, in millivolts (if available). |

fan

Environmental fan statistics

| SNMP MIB |
|------------------------------|
| ap-env-monitor.mib |
| apEnvMonFanStatusEntry |
| 1.3.6.1.4.1.9148.3.3.1.4.1.1 |

HDR data for fan statistics, listed in the order in which they appear in the CSV file.



Note: To form the OID, add 1.3.6.1.4.1.9148.3.3.1.4.1.1 to the value in the OID # column. The OID for Speed, for example, is 1.3.6.1.4.1.9148.3.3.1.4.1.1.4.


| # | Statistic | Type | Timer Value | Range | OID # | Description |
|---|-------------|--------|-------------|--|-------|--|
| 1 | Location | string | N/A | left Located on the left of the circuit board. middle Located in the middle of the circuit board. right Located on the right of the circuit board. | N/A | Physical location of the cooling fan on the circuit board in the Oracle USM. |
| 2 | Description | string | N/A | Fan 1 speed Slow speed fan Fan 2 speed Medium speed fan Fan 3 speed Fast speed fan | N/A | Textual description that specifies the speed of the cooling fan currently installed in the Oracle USM. |
| 3 | Speed | gauge | N/A | 0% to 100% | 4 | Current measurement of the fan speed expressed as a percentage. |

temperature

Environmental temperature statistics

| |
|--------------------------------|
| SNMP MIB |
| ap-env-monitor.mib |
| apEnvMonTemperatureStatusEntry |
| 1.3.6.1.4.1.9148.3.3.1.3.1.1 |

HDR data for temperature statistics, listed in the order in which they appear in the CSV file.

 **Note:** To form the OID, add 1.3.6.1.4.1.9148.3.3.1.3.1.1 to the value in the OID # column. The OID for CPU Utilization, for example, is 1.3.6.1.4.1.9148.3.3.1.3.1.1.4.

| # | Statistic | Type | Timer Value | Range | OID # | Description |
|---|-------------|--------|-------------|---|-------|--|
| 1 | Type | string | N/A | ds 1624s Main Main board on the Oracle USM ds 1624s CPU Central processing unit (CPU) ds 1624s Phy0 Physical Interface 0 ds 1624s Phy1 Physical Interface 1 NE1775s SDRAM Synchronous dynamic random access memory (SDRAM) NE1775s PMC Polymer matrix composites (PMC) | N/A | Indicates the entity being monitored for temperature. |
| 2 | Description | string | N/A | Main board PROM Temperature Monitoring temperature on the programmable read-only memory (PROM) on the main board. | N/A | Textual description of the entity being monitored for temperature. |

HDR Groups and Group Statistics

| # | Statistic | Type | Timer Value | Range | OID # | Description |
|---|-----------------------|-------|-------------|---|-------|---|
| | | | | Host processor PROM Temperature Monitoring temperature on the host processor PROM. PHY0 PROM Temperature Monitoring temperature on the Physical Interface 0 PROM. PHY1 PROM Temperature Monitoring temperature on the Physical Interface 1 PROM. SDRAM Temperature Monitoring temperature on the synchronous dynamic random access memory (SDRAM) PMC Temperature Monitoring temperature on the polymer matrix composites (PMC) | | |
| 3 | Temperature (Celsius) | gauge | N/A | 0° to 100° | 4 | Current temperature on the main board's programmable read-only memory (PROM), in Celsius. |

space

Statistics that display storage space information on the Oracle USM HDR data for space statistics, listed in the order in which they appear in the CSV file.


| # | Statistic | Type | Timer Value | Range | Description |
|---|-----------------|--------|-------------|--|---|
| 1 | Volume Name | string | N/A | hard-disk0 Hard disk volume 0 hard-disk1 Hard disk volume 1 hard-disk2 Hard disk volume 2 hard-disk3 Hard disk volume 4 /ramdrv Random Access Memory (RAM) drive /boot/code Boot code volume /boot Boot volume | Name of the volume used for storage space. |
| 2 | Space Used | gauge | N/A | 0 to 4294967295 | Total space used on the volume in Megabytes (Mb) |
| 3 | Space Available | gauge | N/A | 0 to 4294967295 | Total space available on the volume in Megabytes (Mb) |

network-util

Statistics that display network utilization information

| |
|------------------------------|
| SNMP MIB |
| ap-env-monitor.mib |
| apSysMgmtPhyUtilTableEntry |
| 1.3.6.1.4.1.9148.3.2.1.8.1.1 |

HDR data for network-util statistics, listed in the order in which they appear in the CSV file.

 **Note:** To form the OID, add 1.3.6.1.4.1.9148.3.2.1.8.1.1 to the value in the OID # column. The OID for Rx Utilization, for example, is 1.3.6.1.4.1.9148.3.2.1.8.1.1.1.

| # | Statistic | Type | Timer Value | Range | OID # | Description |
|---|----------------|---------|-------------|-----------------|-------|--|
| 1 | Index | counter | N/A | 0 to 4294967295 | N/A | An integer that contains the ifIndex of a media port |
| 2 | Rx Utilization | gauge | N/A | 0% to 100% | 1 | Receive (Rx) network utilization of the physical port measured over a one second period |
| 3 | Tx Utilization | gauge | N/A | 0% to 100% | 2 | Transmit (Tx) network utilization of the physical port measured over a one second period |

ACLI-Associated Groups and Group Statistics

The Groups and Group Statistics in this section correspond to the data that displays as output from some of the current ACLI commands. For example, the output for the **show sipd sessions** command, when run from the ACLI, is shown in the figure below:

Example of Show Command Output

```
ORACLE> show sipd sessions
12:50:45-131
SIP Session Status      -- Period --  ----- Lifetime -----
                        Active   High   Total   Total   PerMax   High
Sessions                0      0      0      0      0      0
  Initial                0      0      0      0      0      0
  Early                  0      0      0      0      0      0
  Established            0      0      0      0      0      0
  Terminated           0      0      0      0      0      0
Dialogs                 0      0      0      0      0      0
  Early                  0      0      0      0      0      0
  Confirmed              0      0      0      0      0      0
  Terminated           0      0      0      0      0      0
```

For the **sip-session** group, the HDR Collector stores the same data that would display in the Lifetime/Total column if you ran the ACLI command at the same time the Collector sampled the statistics. In the ACLI output, the data is grouped by Sessions and Dialogs. When mapped into the HDR data for the sip-session group header, the ACLI names are further clarified, as shown in the table below:

| ACLI Name | Group Header Name |
|-----------|-------------------|
| Sessions | Sessions |
| Initial | Sessions Initial |
| Early | Sessions Early |


HDR Groups and Group Statistics

| ACLI Name | Group Header Name |
|-------------|----------------------|
| Established | Sessions Established |
| Terminated | Sessions Terminated |
| Dialogs | Dialogs |
| Early | Dialogs Early |
| Confirmed | Dialogs Confirmed |
| Terminated | Dialogs Terminated |

The following is an example of a CSV file containing the HDR statistics for the sip-session Group generated by the HDR Collector. The output format reflects that the file was opened using an application compatible with a CSV file.

Example of a CSV File for the sip-session Group

```
Timestamp      Sessions      Sessions Initial  Sessions Early ...
1301702288    45            45                28                ...
1301702456    35            35                35                ...
```

 **Note:** The records in a CSV file may display differently, depending on the record data included in the file, and the method used to open the file. For more information about the display of record data in a CSV file, see Appendix A, CSV File Data Formats.

This section provides a description of each Group and Group Statistic associated with the ACLI. Each Group table identifies the ACLI Show command for which it is associated.

Groups in this section include:

- sip-sessions
- sip-acl-oper
- sip-acl-status
- sip-client
- sip-server
- sip-policy
- sip-errors
- sip-status
- sip-invites
- registration-realm
- enum-stats

sip-sessions

Consists of statistics pertaining to the Session Initiation Protocol (SIP) sessions. Use "show sipd sessions" to view statistics.

| Position | Statistic | Type | Timer Value | Range | Description |
|----------|------------------|---------|-------------|-----------------|---|
| 1 | Sessions | counter | N/A | 0 to 4294967295 | Total number of sessions established by INVITE and SUBSCRIBE messages |
| 2 | Sessions Initial | counter | N/A | 0 to 4294967295 | Total number of sessions for which an INVITE or SUBSCRIBE is being forwarded |
| 3 | Sessions Early | counter | N/A | 0 to 4294967295 | Total number of sessions for which the first provisional response (1xx other than 100) is received. |

| Position | Statistic | Type | Timer Value | Range | Description |
|----------|----------------------|---------|-------------|-----------------|--|
| 4 | Sessions Established | counter | N/A | 0 to 4294967295 | Total number of sessions for which a success (2xx) response is received. |
| 5 | Sessions Terminated | counter | N/A | 0 to 4294967295 | Total number of sessions that have ended by receiving or sending a BYE for an Established session or forwarding an error response for an Initial or Early session. The session remains in the terminated state until all the resources for the session are freed up. |
| 6 | Dialogs | counter | N/A | 0 to 4294967295 | Total number of end-to-end SIP signaling connections. |
| 7 | Dialogs Early | counter | N/A | 0 to 4294967295 | Total number of dialogs that were created by a provisional response. |
| 8 | Dialogs Confirmed | counter | N/A | 0 to 4294967295 | Total number of dialogs that were created by a success response. An Early dialog transitions to Confirmed when a success response is received. |
| 9 | Dialogs Terminated | counter | N/A | 0 to 4294967295 | Total number of dialogs that were ended by a receiving/sending of a BYE for an Established session, or a receiving/sending error response Early dialog. The dialog remains in the Terminated state until all the resources for the session are freed up. |

sip-acl-oper

Consists of statistics pertaining to the Session Initiation Protocol (SIP) access control list (ACL) operations. Use "show sipd acls" to view statistics.

| Position | Statistic | Type | Timer Value | Range | Description |
|----------|----------------------|---------|-------------|-----------------|---|
| 1 | ACL Requests | counter | N/A | 0 to 4294967295 | Total number of ACL requests |
| 2 | Bad Messages | counter | N/A | 0 to 4294967295 | Total number of bad messages |
| 3 | Promotions | counter | N/A | 0 to 4294967295 | Total number of ACL entry promotions. These are the ACL entries that have been promoted from untrusted to trusted status. |
| 4 | Demotions | counter | N/A | 0 to 4294967295 | Total number of ACL entry demotions. |
| 5 | Demote Trust-Untrust | counter | N/A | 0 to 4294967295 | Total number of ACL entries demoted from trusted to untrusted. |
| 6 | Demote Untrust-Deny | counter | N/A | 0 to 4294967295 | Total number of ACL entries demoted from untrusted to deny. |

sip-acl-status

Consists of statistics pertaining to the Session Initiation Protocol (SIP) access control list (ACL) state. Use "show sipd acls" to view statistics.

| Position | Statistic | Type | Timer Value | Range | Description |
|----------|---------------|---------|-------------|-----------------|--|
| 1 | Total Entries | counter | N/A | 0 to 4294967295 | Total number of ACL entries, both trusted and blocked. |
| 2 | Trusted | counter | N/A | 0 to 4294967295 | Total number of trusted ACL entries |
| 3 | Blocked | counter | N/A | 0 to 4294967295 | Total number of blocked ACL entries |

sip-client

Consists of statistics pertaining to the Session Initiation Protocol (SIP) client state. Use "show sipd client" to view statistics.

| Position | Statistic | Type | Timer Value | Range | Description |
|----------|-------------|---------|-------------|-----------------|--|
| 1 | AllStates | counter | N/A | 0 to 4294967295 | Total number of all client session transactions |
| 2 | Initial | counter | N/A | 0 to 4294967295 | Total number of times the Initial state was entered due to the receipt of a request. |
| 3 | Trying | counter | N/A | 0 to 4294967295 | Total number of times the Trying state was entered due to the receipt of a request |
| 4 | Calling | counter | N/A | 0 to 4294967295 | Total number of times the Calling state was entered due to the receipt of an INVITE request |
| 5 | Proceeding | counter | N/A | 0 to 4294967295 | Total number of times the Proceeding state was entered due to the receipt of a provisional response while in the Calling state |
| 6 | Cancelled | counter | N/A | 0 to 4294967295 | Total number of INVITE transactions that received a CANCEL |
| 7 | EarlyMedia | counter | N/A | 0 to 4294967295 | Total number of times the Proceeding state was entered due to the receipt of a provisional response that contained a Session Description Protocol (SDP) while in the Calling state |
| 8 | Completed | counter | N/A | 0 to 4294967295 | Total number of times that the Completed state was entered due to the receipt of a status code in the range of 300-699 when either in the Calling or Proceeding state |
| 9 | Setmedia | counter | N/A | 0 to 4294967295 | Total number of transactions in which the Oracle USM was setting up NAT and steering ports |
| 10 | Established | counter | N/A | 0 to 4294967295 | Total number of times the client received a 2xx response to an INVITE, but could not forward it because the NAT and steering port information was missing |

| Position | Statistic | Type | Timer Value | Range | Description |
|----------|------------|---------|-------------|-----------------|--|
| 11 | Terminated | counter | N/A | 0 to 4294967295 | Total number of times the Terminated state was entered after a 2xx message |

sip-server

Consists of statistics pertaining to the Session Initiation Protocol (SIP) server state. Use "show sipd server" to view statistics.

| Position | Statistic | Type | Timer Value | Range | Description |
|----------|-------------|---------|-------------|-----------------|---|
| 1 | AllStates | counter | N/A | 0 to 4294967295 | Total number of all server session transactions |
| 2 | Initial | counter | N/A | 0 to 4294967295 | Total number of times the Initial state was entered due to the receipt of a request |
| 3 | Trying | counter | N/A | 0 to 4294967295 | Total number of times the Trying state was entered due to the receipt of a request |
| 4 | Proceeding | counter | N/A | 0 to 4294967295 | Total number of times the Proceeding state was entered due to the receipt of a provisional response while in the Calling state |
| 5 | Cancelled | counter | N/A | 0 to 4294967295 | Total number of INVITE transactions that received a CANCEL |
| 6 | Established | counter | N/A | 0 to 4294967295 | Total number of times the server received a 2xx response to an INVITE, but could not forward it because the NAT and steering port information was missing |
| 7 | Completed | counter | N/A | 0 to 4294967295 | Total number of times that the Completed state was entered due to the receipt of a status code in the range of 300-699 when either in the Calling or Proceeding state |
| 8 | Confirmed | counter | N/A | 0 to 4294967295 | Total number of times that an ACK was received while the server was in the Completed state and then transitioned to Confirmed state |
| 9 | Terminated | counter | N/A | 0 to 4294967295 | Total number of times the Terminated state was entered after a 2xx message, or never received an ACK in the Completed state, and then transitioned to the Terminated state. |

sip-policy

Consists of statistics pertaining to the Session Initiation Protocol (SIP) local policy / routing statistics. Use "show sipd policy" to view statistics.

HDR Groups and Group Statistics

| Position | Statistic | Type | Timer Value | Range | Description |
|----------|-------------------------|---------|-------------|-----------------|---|
| 1 | Local Lookup | counter | N/A | 0 to 4294967295 | Total number of local policy lookups |
| 2 | Local Hits | counter | N/A | 0 to 4294967295 | Total number of successful local policy lookups |
| 3 | Local Misses | counter | N/A | 0 to 4294967295 | Total number of local policy lookup failures |
| 4 | Local Drops | counter | N/A | 0 to 4294967295 | Total number of local policy lookups where the next hop session agent group is H323 |
| 5 | Agent Group Hits | counter | N/A | 0 to 4294967295 | Total number of successful local policy lookups for session agent groups |
| 6 | Agent Group Misses | counter | N/A | 0 to 4294967295 | Total number of successful local policy lookups where no session agent was available for the session agent group |
| 7 | No Routes Found | counter | N/A | 0 to 4294967295 | Total number of successful local policy lookups, but temporarily unable to route (for example, session agent out of service) |
| 8 | Missing Dialog | counter | N/A | 0 to 4294967295 | Total number of local policy lookups where the dialog was not found for a request addressed to the Oracle USM with a To tag or for a NOTIFY-SUBSCRIBE SIP request |
| 9 | Inb SA Constraints | counter | N/A | 0 to 4294967295 | Total number of successful local policy lookups where the inbound session agent (SA) exceeded constraints |
| 10 | Outb SA Constraints | counter | N/A | 0 to 4294967295 | Total number of successful local policy lookups where the outbound SA exceeded constraints |
| 11 | Inb REG SA Constraints | counter | N/A | 0 to 4294967295 | Total number of successful inbound local policy lookups where the registrar (REG) SA exceeded constraints |
| 12 | Outb REG SA Constraints | counter | N/A | 0 to 4294967295 | Total number of successful outbound local policy lookups where the registrar (REG) SA exceeded constraints |
| 13 | Requests Challenged | counter | N/A | 0 to 4294967295 | Total number of requests that were challenged. |
| 14 | Challenges Found | counter | N/A | 0 to 4294967295 | Total number of challenges found. |
| 15 | Challenges Not Found | counter | N/A | 0 to 4294967295 | Total number of challenges not found. |
| 16 | Challenge Drops | counter | N/A | 0 to 4294967295 | Total number of challenges dropped. |

sip-errors

Consists of statistics pertaining to errors that occur in SIP media events. Use "show sipd errors" to view statistics.

HDR Groups and Group Statistics

| Position | Statistic | Type | Timer Value | Range | Description |
|----------|--------------------|---------|-------------|-----------------|--|
| 1 | SDP Offer Errors | counter | N/A | 0 to 4294967295 | Total number of errors encountered in setting up the media session for a session description in a SIP request or response which is a Session Description Protocol (SDP) Offer in the Offer/Answer model (RFC 3264) |
| 2 | SDP Answer Errors | counter | N/A | 0 to 4294967295 | Total number of errors encountered in setting up the media session for a session description in a SIP request or response which is a Session Description Protocol (SDP) Answer in the Offer/Answer model (RFC 3264) |
| 3 | Drop Media Errors | counter | N/A | 0 to 4294967295 | Total number of errors encountered in tearing down the media for a dialog or session that is being terminated due to: a) non-successful response to an INVITE transaction, or b) a BYE transaction received from one of the participants in a dialog/session, or c) a BYE initiated by the Oracle USM due to a timeout notification from the Middlebox Control Daemon (MBCD). |
| 4 | Transaction Errors | counter | N/A | 0 to 4294967295 | Total number of errors in continuing the processing of the SIP client transaction associated with setting up or tearing down of the media session. |
| 5 | Application Errors | counter | N/A | 0 to 4294967295 | Total number of miscellaneous errors in the SIP application that are otherwise uncategorized |
| 6 | Media Exp Events | counter | N/A | 0 to 4294967295 | Total number of flow timer expiration notifications received from the Middlebox Control Daemon (MBCD). |
| 7 | Early Media Exps | counter | N/A | 0 to 4294967295 | Total number of flow timer expiration notifications received for media sessions that were not completely set up due to an incomplete or pending INVITE transaction |
| 8 | Exp Media Drops | counter | N/A | 0 to 4294967295 | Total number of flow timer expiration notifications from the Middlebox Control Daemon (MBCD) that resulted in the termination of the dialog/session by the SIP application. |
| 9 | Expired Sessions | counter | N/A | 0 to 4294967295 | Total number of sessions terminated due to the session timer expiring |
| 10 | Multiple OK Drops | counter | N/A | 0 to 4294967295 | Total number of dialogs terminated upon reception of a 200 OK response from |

HDR Groups and Group Statistics

| Position | Statistic | Type | Timer Value | Range | Description |
|----------|---------------------|---------|-------------|-----------------|---|
| | | | | | multiple User Agent Servers (UASs) for a given INVITE transaction that was forked by a downstream proxy |
| 11 | Multiple OK Terms | counter | N/A | 0 to 4294967295 | Total number of dialogs terminated upon reception of a 200 OK response that conflicts with an existing established dialog on the Oracle USM |
| 12 | Media Failure Drops | counter | N/A | 0 to 4294967295 | Total number of dialogs terminated due to a failure in establishing the media session. |
| 13 | Non-ACK 2xx Drops | counter | N/A | 0 to 4294967295 | Total number of sessions terminated because an ACK was not received for a 2xx response |
| 14 | Invalid Requests | counter | N/A | 0 to 4294967295 | Total number of invalid requests (for example, an unsupported header was received). |
| 15 | Invalid Responses | counter | N/A | 0 to 4294967295 | Total number of invalid responses (for example, no Via header in response) |
| 16 | Invalid Messages | counter | N/A | 0 to 4294967295 | Total number of messages dropped due to parse failure |
| 17 | CAC Session Drop | counter | N/A | 0 to 4294967295 | Total number of call admission control (CAC) session setup failures |
| 18 | CAC BW Drop | counter | N/A | 0 to 4294967295 | Total number of call admission control (CAC) session setup failures due to insufficient bandwidth (BW) |
| 19 | Call Rejects | counter | N/A | 0 to 4294967295 | Total number of calls rejected during the window. |

sip-status

Consists of statistics pertaining to Session Initiation Protocol (SIP) transactions. Use "show sipd status" to view statistics.

| Position | Statistic | Type | Timer Value | Range | Description |
|----------|---------------|---------|-------------|-----------------|--|
| 1 | Sessions | counter | N/A | 0 to 4294967295 | Total number of sessions established by INVITE messages |
| 2 | Subscriptions | counter | N/A | 0 to 4294967295 | Total number of sessions established by SUBSCRIBE messages |
| 3 | Dialogs | counter | N/A | 0 to 4294967295 | Total number of end-to-end SIP signaling connections |
| 4 | CallID Maps | counter | N/A | 0 to 4294967295 | Total number of successful session header Call ID mappings |
| 5 | Rejections | counter | N/A | 0 to 4294967295 | Total number of rejected INVITES |

| Position | Statistic | Type | Timer Value | Range | Description |
|----------|----------------------|---------------|-------------|-----------------|---|
| 6 | ReINVITEs | counter | N/A | 0 to 4294967295 | Total number of ReINVITEs |
| 7 | Media Sessions | counter | N/A | 0 to 4294967295 | Total number of successful media sessions |
| 8 | Media Pending | counter | N/A | 0 to 4294967295 | Total number of media sessions waiting to be established |
| 9 | Client Trans | counter | N/A | 0 to 4294967295 | Total number of client transactions |
| 10 | Server Trans | counter | N/A | 0 to 4294967295 | Total number of server transactions that have taken place on the Oracle USM |
| 11 | Resp Contexts | counter | N/A | 0 to 4294967295 | Total number of response contexts |
| 12 | Saved Contexts | counter | N/A | 0 to 4294967295 | Total number of saved contexts |
| 13 | Sockets | counter | N/A | 0 to 4294967295 | Total number of SIP sockets |
| 14 | Req Drops | counter | N/A | 0 to 4294967295 | Total number of dropped requests |
| 15 | DNS Trans | counter | N/A | 0 to 4294967295 | Total number of Domain Name System (DNS) transactions |
| 16 | DNS Sockets | counter | N/A | 0 to 4294967295 | Total number of Domain Name System (DNS) sockets |
| 17 | DNS Results | counter | N/A | 0 to 4294967295 | Total number of Domain Name System (DNS) results |
| 18 | Session Rate | fixed decimal | 30 | 0 to 4294967295 | The rate, per second, of SIP invites allowed to or from the Oracle USM during the sliding window period. The rate is computed every 10 seconds . |
| 19 | Load Rate | guage | 30 | 0% to 100% | Average Central Processing Unit (CPU) utilization of the Oracle USM during the current window. The average is computed every 10 seconds unless the load-limit is configured in the SIPConfig record, in which case it is 5 seconds. |
| 20 | Active Subscriptions | counter | N/A | 0 to 4294967295 | specifies the current global count of active SIP subscriptions. |
| 21 | SubscriptionsPerMax | counter | N/A | 0 to 4294967295 | specifies the maximum global count of SIP subscriptions initiated during any 100 second period since the last SBC re-boot. |
| 22 | Subscriptions High | counter | N/A | 0 to 4294967295 | specifies the maximum global count of active SIP subscriptions since the last SBC re-boot. |

sip-invites

Consists of statistics pertaining to Session Initiation Protocol (SIP) INVITEs. Use "show sipd invite" to view statistics.

HDR Groups and Group Statistics

| Position | Statistic | Type | Timer Value | Range | Description |
|----------|----------------------|---------|-------------|---|---|
| 1 | INVITE Requests | counter | N/A | 0 to 4294967295 | Total number of INVITE requests |
| 2 | Retrans | counter | N/A | 0 to 4294967295 | Total number of retransmissions of INVITES |
| 3 | Response Retrans | counter | N/A | 0 to 4294967295 | Total number of response retransmissions |
| 4 | Transaction Timeouts | counter | N/A | 0 to 4294967295 for client. Server values are always “—”; transaction timeout statistics are not valid for server operations. | Total number of INVITE request transaction timeouts |
| 5 | Locally Throttled | counter | N/A | 0 to 4294967295 for client. Server values are always “—”; locally throttled statistics are not valid for server operations. | Total number of INVITE requests locally throttled |

registration-realm

Statistics that display registration information (counters) for the total registrations received, number of successful registrations, and number of unsuccessful registrations for each of the following categories: initial registrations, refresh registrations, and de-registrations. Use "show sipd realms" to view statistics.

| Position | Statistic | Type | Timer Value | Range | Description |
|----------|----------------------------------|---------|-------------|-----------------|--|
| 1 | Realm Name | config | N/A | N/A | Name of the realm for which the group statistics are being calculated. |
| 2 | Total Initial Registrations | counter | N/A | 0 to 4294967295 | Total number of initial registrations. This counter is incremented once for each initial REGISTER message even when the REGISTER is challenged. This counter is based on ingress (received) messages only. Note: This counter is not incremented when registrations are challenged by the following response messages: 401 (Unauthorized - user authentication required) 407 (Proxy authentication required) 423 (Interval too brief - expiration time of the resource is too short) |
| 3 | Successful Initial Registrations | counter | N/A | 0 to 4294967295 | Number of successful initial registrations. This counter is incremented once for each successful initial registration with a 200 OK response. This counter is based on ingress (received) messages only. |

| Position | Statistic | Type | Timer Value | Range | Description |
|----------|------------------------------------|---------|-------------|-----------------|--|
| 4 | Unsuccessful Initial Registrations | counter | N/A | 0 to 4294967295 | <p>Number of unsuccessful initial registrations. This counter is incremented once for each unsuccessful initial registration when the response to the initial REGISTER has a non-success status code. This counter is based on ingress (received) messages only.</p> <p>Note: This counter is not incremented when registrations are challenged by the following response messages:</p> <p>401 (Unauthorized - user authentication required)</p> <p>407 (Proxy authentication required)</p> <p>423 (Interval too brief - expiration time of the resource is too short)</p> |
| 5 | Total Refresh Registrations | counter | N/A | 0 to 4294967295 | Total number of registrations that were refreshed. This counter is incremented once for every refresh registration. This counter is based on ingress (received) messages only. |
| 6 | Successful Refresh Registrations | counter | N/A | 0 to 4294967295 | Total number of registrations that were successfully refreshed. This counter is incremented once for each successful refresh registration. This counter is based on ingress (received) messages only. |
| 7 | Unsuccessful Refresh Registrations | counter | N/A | 0 to 4294967295 | Total number of registrations that were unsuccessfully refreshed. This counter is incremented once for each unsuccessful refresh registration. This counter is based on ingress (received) messages only. |
| 8 | Total De-Registrations | counter | N/A | 0 to 4294967295 | Total number of registrations that de-registered. This counter is incremented once for every de-registration. This counter is based on ingress (received) messages only. In the event a de-registration message is received on a realm that is different than that of the initial registration message, the de-registration counter for the ingress realm of that de-registration message is incremented. |
| 9 | Successful De-Registrations | counter | N/A | 0 to 4294967295 | Total number of registrations that successfully de-registered. This counter is incremented once for each successful de-registration. This counter is based on ingress (received) messages only. In the event a successful de-registration message is received on a realm that is different than that of the initial registration message, the |

HDR Groups and Group Statistics

| Position | Statistic | Type | Timer Value | Range | Description |
|----------|-------------------------------|---------|-------------|-----------------|---|
| | | | | | de-registration counter for the ingress realm of that successful de-registration message is incremented. |
| 10 | Unsuccessful De-Registrations | counter | N/A | 0 to 4294967295 | Total number of registrations that unsuccessfully de-registered. This counter is incremented once for each unsuccessful de-registration. This counter is based on ingress (received) messages only. In the event an unsuccessful de-registration message is received on a realm that is different than that of the initial registration message, the de-registration counter for the ingress realm of that unsuccessful de-registration message is incremented. |

enum-stats

Consists of statistics pertaining to the Telephone Number Mapping (ENUM) Agent on the Oracle USM. Use **show enum** to view statistics.

| Position | Statistic | Type | Timer Value | Range | Description |
|----------|------------------|---------|-------------|-----------------|--|
| 1 | Enum Agent | config | N/A | N/A | Name of the ENUM Agent |
| 2 | Queries Total | counter | N/A | 0 to 4294967295 | Total number of ENUM queries |
| 3 | Successful Total | counter | N/A | 0 to 4294967295 | Total number of successful ENUM queries |
| 4 | Not found Total | counter | N/A | 0 to 4294967295 | Total number of ENUM queries returning a not found |
| 5 | Timeout Total | counter | N/A | 0 to 4294967295 | Total number of ENUM query timeouts |

sip-rate

Records SIP processing level in terms of messages per method (i.e. both request and response) per second on system-wide basis.

| Position | Statistic | Type | Timer Value | Range | Description |
|----------|------------------------|---------|-------------|--------------------|--|
| 1 | Method Name | string | N/A | N/A | SIP method name for which the group statistics are being calculated |
| 2 | Messages Received Rate | counter | N/A | 0.0 to 429496729.5 | Messages per second for messages received for a SIP method on all SIP interfaces |
| 3 | Messages Sent Rate | counter | N/A | 0.0 to 429496729.5 | Messages per second for messages sent for a SIP method on all SIP interfaces |

| Position | Statistic | Type | Timer Value | Range | Description |
|----------|-------------------------|---------|-------------|--------------------|---|
| 4 | Requests Received Rate | counter | N/A | 0.0 to 429496729.5 | Messages per second for requests received for a SIP method on all SIP interfaces |
| 5 | Requests Sent Rate | counter | N/A | 0.0 to 429496729.5 | Messages per second for requests sent for a SIP method on all SIP interfaces |
| 6 | Responses Received Rate | counter | N/A | 0.0 to 429496729.5 | Messages per second for responses received for a SIP method on all SIP interfaces |
| 7 | Responses sent Rate | counter | N/A | 0.0 to 429496729.5 | Messages per second for responses sent for a SIP method on all SIP interfaces |

sip-rate-per-interface

Records SIP message rates in terms of messages per method (i.e. both request and response) per second per SIP interface.

| Position | Statistic | Type | Timer Value | Range | Description |
|----------|-------------------------|---------|-------------|--------------------|---|
| 1 | Interface Name | string | N/A | N/A | SIP interface where these statistics are being calculated |
| 2 | Method Name | string | N/A | N/A | SIP method name for which the group statistics are being calculated |
| 3 | Messages Received Rate | counter | N/A | 0.0 to 429496729.5 | Messages per second for messages received for a SIP method on all SIP interfaces |
| 4 | Messages Sent Rate | counter | N/A | 0.0 to 429496729.5 | Messages per second for messages sent for a SIP method on all SIP interfaces |
| 5 | Requests Received Rate | counter | N/A | 0.0 to 429496729.5 | Messages per second for requests received for a SIP method on all SIP interfaces |
| 6 | Requests Sent Rate | counter | N/A | 0.0 to 429496729.5 | Messages per second for requests sent for a SIP method on all SIP interfaces |
| 7 | Responses Received Rate | counter | N/A | 0.0 to 429496729.5 | Messages per second for responses received for a SIP method on all SIP interfaces |
| 8 | Responses sent Rate | counter | N/A | 0.0 to 429496729.5 | Messages per second for responses sent for a SIP method on all SIP interfaces |

sip-rate-per-agent

Records SIP message rates in terms of messages per method (i.e. both request and response) per second per SIP session agent.

| Position | Statistic | Type | Timer Value | Range | Description |
|----------|------------|--------|-------------|-------|---|
| 1 | Agent Name | string | N/A | N/A | SIP Agent where these statistics are being calculated |

HDR Groups and Group Statistics

| Position | Statistic | Type | Timer Value | Range | Description |
|----------|-------------------------|---------|-------------|--------------------|---|
| 2 | Method Name | string | N/A | N/A | SIP method name for which the group statistics are being calculated |
| 3 | Messages Received Rate | counter | N/A | 0.0 to 429496729.5 | Messages per second for messages received for a SIP method on all SIP interfaces |
| 4 | Messages Sent Rate | counter | N/A | 0.0 to 429496729.5 | Messages per second for messages sent for a SIP method on all SIP interfaces |
| 5 | Requests Received Rate | counter | N/A | 0.0 to 429496729.5 | Messages per second for requests received for a SIP method on all SIP interfaces |
| 6 | Requests Sent Rate | counter | N/A | 0.0 to 429496729.5 | Messages per second for requests sent for a SIP method on all SIP interfaces |
| 7 | Responses Received Rate | counter | N/A | 0.0 to 429496729.5 | Messages per second for responses received for a SIP method on all SIP interfaces |
| 8 | Responses sent Rate | counter | N/A | 0.0 to 429496729.5 | Messages per second for responses sent for a SIP method on all SIP interfaces |

enum-rate

Records ENUM Message rate (i.e. both request and response) per second on system-wide basis.

| Position | Statistic | Type | Timer Value | Range | Description |
|----------|-------------------------|---------|-------------|-----------------|--|
| 1 | Messages Received Rate | counter | N/A | 0 to 4294967295 | Messages per second for all ENUM messages received by the system |
| 2 | Messages Sent Rate | counter | N/A | 0 to 4294967295 | Messages per second for all ENUM messages sent on the system |
| 3 | Requests Received Rate | counter | N/A | 0 to 4294967295 | Messages per second for ENUM requests received on the system. |
| 4 | Requests Sent Rate | counter | N/A | 0 to 4294967295 | Messages per second for ENUM requests sent by the system. |
| 5 | Responses Received Rate | counter | N/A | 0 to 4294967295 | Messages per second for ENUM responses received on the system. |
| 6 | Responses sent Rate | counter | N/A | 0 to 4294967295 | Messages per second for ENUM responses sent by the system. |

enum-rate-per-name

Records ENUM Message rate (i.e. both request and response) per second on per-interface (i.e. the network interface on which the ENUM config's realm exists) basis.

| Position | Statistic | Type | Timer Value | Range | Description |
|----------|-------------------------|---------|-------------|-----------------|--|
| 1 | ENUM Config Name | string | N/A | N/A | Enum config name for which the group statistics are being calculated |
| 2 | Messages Received Rate | counter | N/A | 0 to 4294967295 | Messages per second for all ENUM messages received by this configuration object. |
| 3 | Messages Sent Rate | counter | N/A | 0 to 4294967295 | Messages per second for all ENUM messages by this configuration object. |
| 4 | Requests Received Rate | counter | N/A | 0 to 4294967295 | Messages per second for ENUM requests received by this configuration object. |
| 5 | Requests Sent Rate | counter | N/A | 0 to 4294967295 | Messages per second for ENUM requests sent by this configuration object. |
| 6 | Responses Received Rate | counter | N/A | 0 to 4294967295 | Messages per second for ENUM responses received by this configuration object. |
| 7 | Responses sent Rate | counter | N/A | 0 to 4294967295 | Messages per second for ENUM responses sent by this configuration object. |

enum-rate-per-addr

Records ENUM Message rate (i.e. both request and response) per second on system-wide basis. Records ENUM Message rate (i.e. both request and response) per second on a per-address basis (i.e. ENUM server provisioned in the ENUM Config).

| Position | Statistic | Type | Timer Value | Range | Description |
|----------|-------------------------|---------|-------------|-----------------|---|
| 1 | Server IP Address | string | N/A | N/A | ENUM Server Address for which the group statistics are being calculated |
| 2 | Messages Received Rate | counter | N/A | 0 to 4294967295 | Messages per second for all ENUM messages received by this server. |
| 3 | Messages Sent Rate | counter | N/A | 0 to 4294967295 | Messages per second for all ENUM messages sent by this server. |
| 4 | Requests Received Rate | counter | N/A | 0 to 4294967295 | Messages per second for ENUM requests received by this server. |
| 5 | Requests Sent Rate | counter | N/A | 0 to 4294967295 | Messages per second for ENUM requests sent by this server. |
| 6 | Responses Received Rate | counter | N/A | 0 to 4294967295 | Messages per second for ENUM responses received by this server. |
| 7 | Responses sent Rate | counter | N/A | 0 to 4294967295 | Messages per second for ENUM responses sent by this server. |

CSV File Data Formats

When enabled, the HDR collector transmits data to a Comma-Separated-Value (CSV) file. The format of the HDR data in the CSV file is dependant on the type of Group Statistics in the file and the method used to open the file. This appendix describes the data formats of the HDR data in the CSV file.

Methods for Display and Format of CSV File Contents

The HDR collector transmits data to a CSV file in standard format. Each file is formatted as <Unix timestamp>.csv (for example, 1302041977.csv). Within the file, each record also has an associated record timestamp. The **filename timestamp** is the time that the CSV file was create. The **record timestamp** is the window of time that the HDR collector used to collect the data. For more information on windows of time, see **Windows of Time**.

When the HDR collector has created a CSV file, you can open the file in any of the following ways:

- using the UNIX command **cat <timestamp>.csv** at the UNIX root prompt (displays raw data)
- using the Microsoft command **type <timestamp>.csv** at a Microsoft® Windows DOS command prompt (displays raw data)
- using a rendering agent application (such as a Microsoft® application)

The following examples show each of these methods.

Example 1 - Using the UNIX Command

The following shows the use of the **cat <timestamp>.csv** UNIX command to display the contents of a system group CSV file in raw data format.

```
[AcmePacket]$ cat 1302041977.csv
TimeStamp,CPU Utilization,Memory Utilization,Health
Score,Redundancy State,Signaling Sessions,
Signaling Rate (CPS),CAM Utilization (NAT),
CAM Utilization (ARP),I2C Bus State,License Capacity,
Current Cached SIP Local Contact Registrations,
Current MGCP Public Endpoint Gateway Registrations,
Current H323 Number of Registrations,
Application Load Rate

1302041977,39,22,50,active,0,0,0,0,online,0,0,0,0,39
1302042037,100,22,50,active,0,0,0,0,online,0,0,0,0,100
```

Example 2 - Using the DOS Command

The following shows the use of the `type <timestamp>.csv` Microsoft® Windows DOS command to display the contents of a sip-sessions group CSV file in raw data format.

```
C:\AcmePacket> type 1301702284.csv
Timestamp,Sessions,Sessions Initial,
Sessions Early,Sessions Established,Sessions
Terminated,Dialogs,Dialogs Early,
Dialogs Confirmed,Dialogs Terminated

1301702288,45,45,28,35,10,35,35,35,0
1301702456,35,35,21,35,0,0,0,0,0
```

Example 3 - Using a Rendering Agent

The following shows the use of a rendering agent (a Microsoft application) to display the contents of a sip-sessions group CSV file in table format.

| Timestamp | Sessions | Sessions Initial | Sessions Early | ... |
|------------|----------|------------------|----------------|-----|
| 130170228 | 45 | 45 | 28 | ... |
| 1301702456 | 35 | 35 | 35 | ... |

The formats in the examples above pertain to all of the HDR groups specified in **HDR Groups and Group Statistics**, except the **sip-invite** Group. For information on the sip-invite HDR data format in the CSV file, see the next section.

Sip-invite Format of HDR Data in CSV File

The HDR data for the sip-invite group displays on multiple lines in the CSV file. The first HDR record displays the list of statistics in column format. The second HDR record also displays statistics in column format, and so on. Both client and server totals are included in the data.

The following shows an example of the sip-invite group CSV file for a client and a server displayed in a Microsoft DOS window format.

```
C:\AcmePacket> type 130204198.csv
Timestamp,Message/Event,Server Totals,Client Totals
1301702288,INVITE Requests ,0,0
1301702288,Retransmission,0,0
1301702288,100 Trying,0,0
1301702288,180 Ringing,0,0
1301702288,181 Forwarded,0,0
1301702288,183 Progress,0,0
1301702288,1xx Provisional,0,0
1301702288,200 OK,0,0
1301702288,202 Accepted,0,0
1301702288,2xx Success,0,0
1301702288,30x Moved,0,0
. . .
. . .
. . .
1301702288,Transaction Timeouts,,0
1301702288,Locally Throttled,,0
1301702348,INVITE Requests ,0,0
1301702348,Retransmission,0,0
1301702348,100 Trying,0,0
1301702348,180 Ringing,0,0
1301702348,181 Forwarded,0,0
1301702348,183 Progress,0,0
1301702348,1xx Provisional,0,0
1301702348,200 OK,0,0
1301702348,202 Accepted,0,0
```

```
1301702348,2xx Success,0,0
1301702348,30x Moved,0,0
. . . .
. . . .
. . . .
1301702348,Response Retrans,0,0
1301702348,Transaction Timeouts,,0
1301702348,Locally Throttled,,0
```

The following shows an example of the sip-invite group CSV file for a client and a server displayed in a Microsoft rendering application format.

| Timestamp | Message/Event | Server Totals | Client Totals |
|------------|-----------------|---------------|---------------|
| 1301702288 | INVITE Requests | 0 | 0 |
| 1301702288 | Retransmission | 0 | 0 |
| 1301702288 | 100 Trying | 0 | 0 |
| 1301702288 | 180 Ringing | 0 | 0 |
| 1301702288 | 181 Forwarded | 0 | 0 |
| 1301702288 | 183 Progress | 0 | 0 |
| 1301702288 | 1xx Provisional | 0 | 0 |
| 1301702288 | 200 OK | 0 | 0 |
| 1301702288 | 202 Accepted | 0 | 0 |
| 1301702288 | 2xx Success | 0 | 0 |
| 1301702288 | 30x Moved | 0 | 0 |

Data Caveats

For those who wish to extract data from HDR CSVs, please note the following:

- Although SNMP presents enumerated fields as integers, HDR translates this data presenting the applicable string in the CSV.
- In some cases, no data is available for a given record. An example of this is a record for an agent that is out of service during the collection window. For these cases, HDR presents only the timestamp and a single field indicating that no data is available, as shown below.

```
enum-stats:
TimeStamp,ENUM Agent,Queries Total,Successful Total,Not Found Total,Timeout
Total
1314110727,no data available
```

