

Oracle Insurance

**Insbridge Enterprise
Rating**

SoftData Version 2

User Guide

For Java

Release 5.2.x

July 2016

Copyright © 2005, 2016, Oracle and/or its affiliates. All rights reserved.

Oracle Insurance Insbridge Enterprise Rating SoftData for Java User Guide

Release 05.02.xx

Part # E76663-01

Library # E76672-01

July 2016

Primary Authors: Stephan Fields, Mary Elizabeth Wiger

This software and related documentation are provided under a license agreement containing restrictions on use and disclosure and are protected by intellectual property laws. Except as expressly permitted in your license agreement or allowed by law, you may not use, copy, reproduce, translate, broadcast, modify, license, transmit, distribute, exhibit, perform, publish, or display any part, in any form, or by any means. Reverse engineering, disassembly, or decompilation of this software, unless required by law for interoperability, is prohibited.

The information contained herein is subject to change without notice and is not warranted to be error-free. If you find any errors, please report them to us in writing.

If this is software or related documentation that is delivered to the U.S. Government or anyone licensing it on behalf of the U.S. Government, the following notice is applicable:

U.S. GOVERNMENT END USERS: Oracle programs, including any operating system, integrated software, any programs installed on the hardware, and/or documentation, delivered to U.S. Government end users are "commercial computer software" pursuant to the applicable Federal Acquisition Regulation and agency-specific supplemental regulations. As such, use, duplication, disclosure, modification, and adaptation of the programs, including any operating system, integrated software, any programs installed on the hardware, and/or documentation, shall be subject to license terms and license restrictions applicable to the programs. No other rights are granted to the U.S. Government.

This software or hardware is developed for general use in a variety of information management applications. It is not developed or intended for use in any inherently dangerous applications, including applications that may create a risk of personal injury. If you use this software or hardware in dangerous applications, then you shall be responsible to take all appropriate fail-safe, backup, redundancy, and other measures to ensure its safe use. Oracle Corporation and its affiliates disclaim any liability for any damages caused by use of this software or hardware in dangerous applications.

Oracle and Java are registered trademarks of Oracle and/or its affiliates. Other names may be trademarks of their respective owners.

Intel and Intel Xeon are trademarks or registered trademarks of Intel Corporation. All SPARC trademarks are used under license and are trademarks or registered trademarks of SPARC International, Inc. AMD, Opteron, the AMD logo, and the AMD Opteron logo are trademarks or registered trademarks of Advanced Micro Devices. UNIX is a registered trademark of The Open Group.

This software or hardware and documentation may provide access to or information on content, products, and services from third parties. Oracle Corporation and its affiliates are not responsible for and expressly disclaim all warranties of any kind with respect to third-party content, products, and services. Oracle Corporation and its affiliates will not be responsible for any loss, costs, or damages incurred due to your access to or use of third-party content, products, or services.

CONTENTS

	PREFACE	IV
	Audience	v
	Related Documents	v
	Conventions	v
	System Requirements.....	v
	Manual History	v
	SoftData Announcement.....	vi
CHAPTER 1		
	INTRODUCTION TO SOFTDATA	7
	Changes for SoftData Version 2	7
	Concept Diagram	8
	Software Integration.....	9
	Arguments.....	10
	Summary.....	11
CHAPTER 2		
	INSBRIDGE.XML DATA REQUEST FORMAT FOR 2.0.....	12
	Grouping	17
	Default Value.....	18
	OR Condition on Qualifiers	19
	Sorting Results.....	20
	Global Versioning for the Program.....	21
	Environments	21
CHAPTER 3		
	INSBRIDGEDATA.XML RESULT FORMAT FOR 2.0.....	22
	Example	23
	Summary.....	25
SUPPORT		
	CONTACTING SUPPORT	26
INDEX		
	INDEX	27

LIST OF FIGURES

FIGURE 1 LOCATION OF SOFTDATA IN IBSS	IV
FIGURE 2 LOCATION OF SOFTDATA WSDL IN IBSS	9
FIGURE 3 INSBRIDGEDATAREQUEST.XML TABLE.....	13
FIGURE 4 STANDARD CRITERIA.....	17
FIGURE 5 GROUPED CRITERIA	17
FIGURE 6 EXAMPLE INSBRIDGE DATA REQUEST.XML WITH GROUPING	18
FIGURE 7 EXAMPLE INSBRIDGE DATA REQUEST.XML WITH DEFAULT VALUE	18
FIGURE 8 EXAMPLE INSBRIDGE DATA REQUEST.XML WITH OR CONDITION.....	19
FIGURE 9 SORTING TABLE DATA.....	20
FIGURE 10 EXAMPLE INSBRIDGE DATA REQUEST.XML FOR A GLOBAL VERSIONING REPORT..	21
FIGURE 11 INSBRIDGEDATARESULTS.XML	23
FIGURE 12 EXAMPLE INSBRIDGEDATARESULTS.XML.....	24
FIGURE 13 TABLE VARIABLE REPORT ON QUERIED TABLE	25

PREFACE

Welcome to the *Oracle Insurance Inbridge Enterprise Rating SoftData Version 2 for Java Guide*. This guide describes the usage and supported features of Oracle Insurance Inbridge Enterprise Rating Enterprise Rating SoftData Version 2 for Java (SoftData).

SoftData Version 2 is an updated version of SoftData Version 1 with expanded features. The new updated SoftData Version 2 is still a feature of Oracle Insurance Inbridge Enterprise Rating SoftRater Server (IBSS) that that allows for values to be retrieved dynamically from SoftRater Packages.

Soft Data is available from the IBSS Menu Tree.

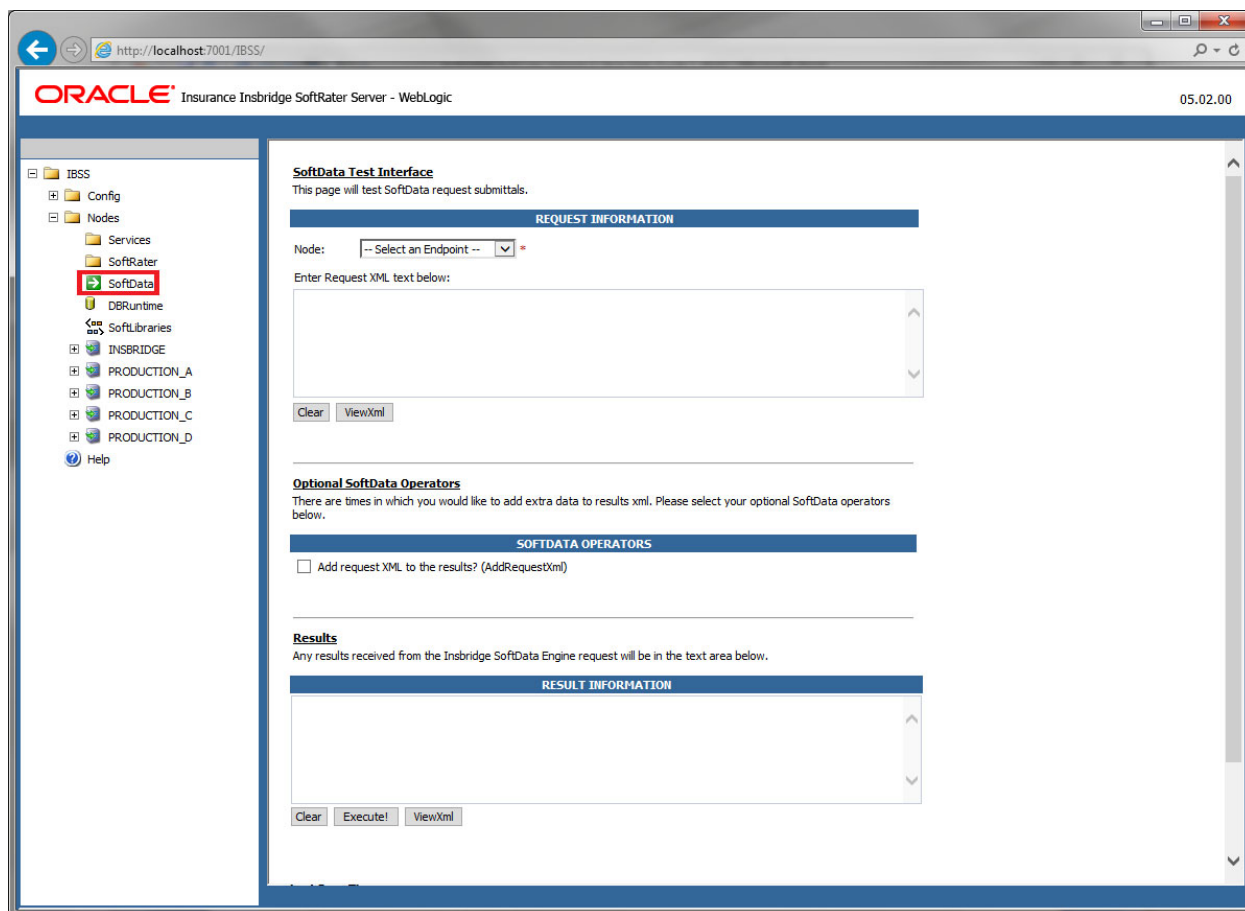


Figure 1 Location of SoftData in IBSS

This guide serves as a supplemental document to the Inbridge SoftRater Server Guide. It provides a reference for developers to properly interact with the SoftData Engine either through SOAP or EJB Interfacing.

AUDIENCE

This guide is intended for system administrators who are tasked with administering SoftRater Server. A fundamental knowledge of SoftRater is required. Readers of this document should be familiar with XML, HTTP and the corresponding platforms; WebLogic, WebSphere or JBoss.

RELATED DOCUMENTS

For more information, refer to the following Oracle resources:

- The Oracle Insurance Insbridge Enterprise Rating RateManager User Guide.
- The Oracle Insurance Insbridge Enterprise Rating SoftRater User Guide.
- You can view these guides in-line at this address:

<http://www.oracle.com/technetwork/documentation/insurance-097481.html>

CONVENTIONS

The following text conventions are used in this document:

Convention	Description
bold	Boldface type indicates graphical user interface elements associated with an action.
<i>Italic</i>	Italic type indicates book titles, emphasis, or placeholder variables for which you supply particular values.
Monospace	Monospace type indicates commands within a paragraph, URLs, code in examples, text that appears on the screen, or text that you enter.

SYSTEM REQUIREMENTS

For minimum operating system and hardware requirements, please see the Hardware Software requirements guide.

Manual History

New editions incorporate any updates issued since the previous edition.

Edition	Publication	Product	Publication Date	Comment
---------	-------------	---------	------------------	---------

	Number	Version	
1 st Edition	P01--01	V 5.1.1	March 2016
2 nd Edition	P01-01	V 5.1.2	May 2016
3 rd Edition	P01-01	V 5.2	July 2016

SoftData Announcement

SoftData Version 2 is an updated version of SoftData with expanded features such as, grouping and default values. The new updated SoftData Version 2 is a feature of Oracle Insurance Insbridge Enterprise Rating SoftRater Server (IBSS) that allows for values to be retrieved dynamically from SoftRater Packages.

Moving forward enhancements may be added to SoftData Version 2 and may not be incorporated in SoftData Version 1. Bug fixes will still be addressed for SoftData Version 1.

NOTE: *SoftData Version 1 can be used in release 5.2, if the new features of grouping and default value are to be used, the entire request format must be changed to the format used by SoftData V2." The formats cannot be mixed.*

INTRODUCTION TO SOFTDATA

SoftData is a method designed to provide the maximum amount of integration flexibility while maintaining a high level of operational efficiency for rules and rating applications. It allows an application to dynamically retrieve values from SoftRater Packages (SRPs) so that values do not have to be hard coded into an application.

For example, if you had a web-based application that allowed a consumer or agent to request a quote, SoftData calls could be used to fill in drop down text boxes with valid values. This allows the same application to be used across multiple states and carriers. It also prevents duplicate data entry, reducing the chance of making a costly mistake.

The core foundation is based on enumerated mappings to program based data elements built through the RateManager application. The schema model uses character mapping node items, i.e. <tv>, <q>, <i>, etc., which provide efficient document processing while gaining the system benefits of an extremely low XML document weight for small storage and faster transmission.

There are two parts to a SoftData call; the data request and the data result. For more information on these, see the following:

- Insbridge.XML Data Request Format Version 2
- InsbridgeData.XML Result Format Version 2

Changes for SoftData Version 2

Backend changes to SoftData Version 2 now allow:

- The SoftData request to call the SoftRater engine to make the SoftData call.
- The SoftData tab on IBSS now has the option to return the request XML along with the results.
- SoftData Integration methods have been updated:
 - SoftData Version 1 will continue to use – `GetMapData(requestXML,environment);`
 - SoftData Version 2 uses – `GetProgramVersionMapData(requestXML,environment,addRequestXML);`

NOTE: *SoftData Version 1 can be used in release 5.2.X, if the new features of grouping and default value are to be used, the entire request format must be changed to the format used by SoftData V2." The formats cannot be mixed.*

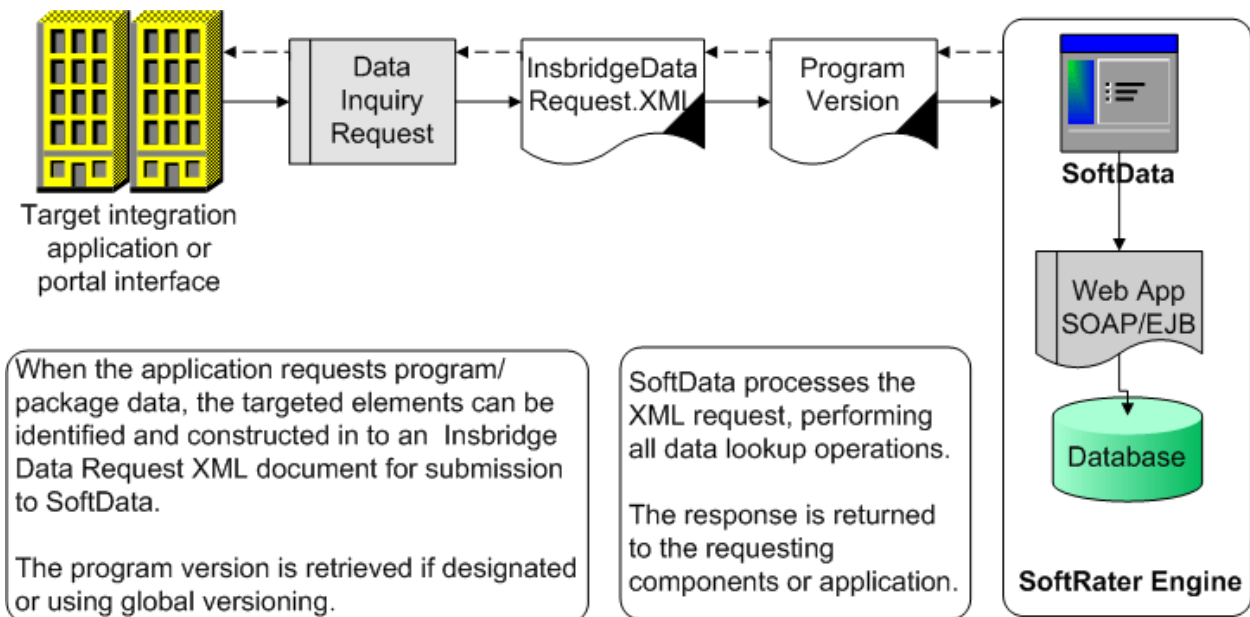
The SoftData request is validated to recognize which version is being used.

An additional SoftData WebService method has been created for the new SoftData Version 2 request that uses the SoftRater engine to perform the following.

1. The SoftRater engine now can retrieve the program version that needs to be used by the SoftData request without using global versioning. A value added to the program_ver attribute determines the specific version to be used.
2. The SoftRater engine can retrieve the table variable revision number that the found program version is packaged to use. If you do not want to use the table revision used in the program, an r (version number) attribute can be added to the <tv> element where you can specify the revision to use. The r attribute requires that the t (data type) attribute on the <q> element also in added.
3. A SoftData table query can be done using the name of the table. On the SoftData request, the d (table variable description) attribute must be included. The i (table variable identification number) attribute can still be used. If the i attribute and the d attribute are both included, the i attribute is used. If global versioning is not included to get the program version to use, the d attribute (table variable description) can be added to get the table used by the found program version.
4. The SoftRater engine can get the program ID of the table variable used in the selected program version.
5. When submitting a global versioning SoftData request, the following <tv> element attributes are required (i,r). When submitting a global versioning SoftData request, the following <q> element attributes are required (i,v,o)
6. Grouped criteria are arranged alphabetically or numerically in ascending order when the g (grouping) attribute on the <q> element has been added. The allowed values are 0 for no grouping or 1 to enable grouping.

Concept Diagram

The diagram below shows the high level interaction between the client application and the SoftData system. The SoftRater instance is responsible for all rating and underwriting processing but SoftData interface provides all the services for program data inquiry. The basic functionality of the SoftData system is demonstrated below. Input data is sent to the SoftData instance, processed and output data is returned.



SOFTWARE INTEGRATION

SoftData is an EJB component hosted in the Application Server and accessible through the following software integration methods.

1. **HTTP SOAP Proxy** – SoftRater Web Service – WSDL documents can be found in IBSS. From the WSDL documents, proxy classes can be generated to communicate with the installed SoftRater instance. The SoftData Web Service WSDL can be found on the IBSS→Node Name.

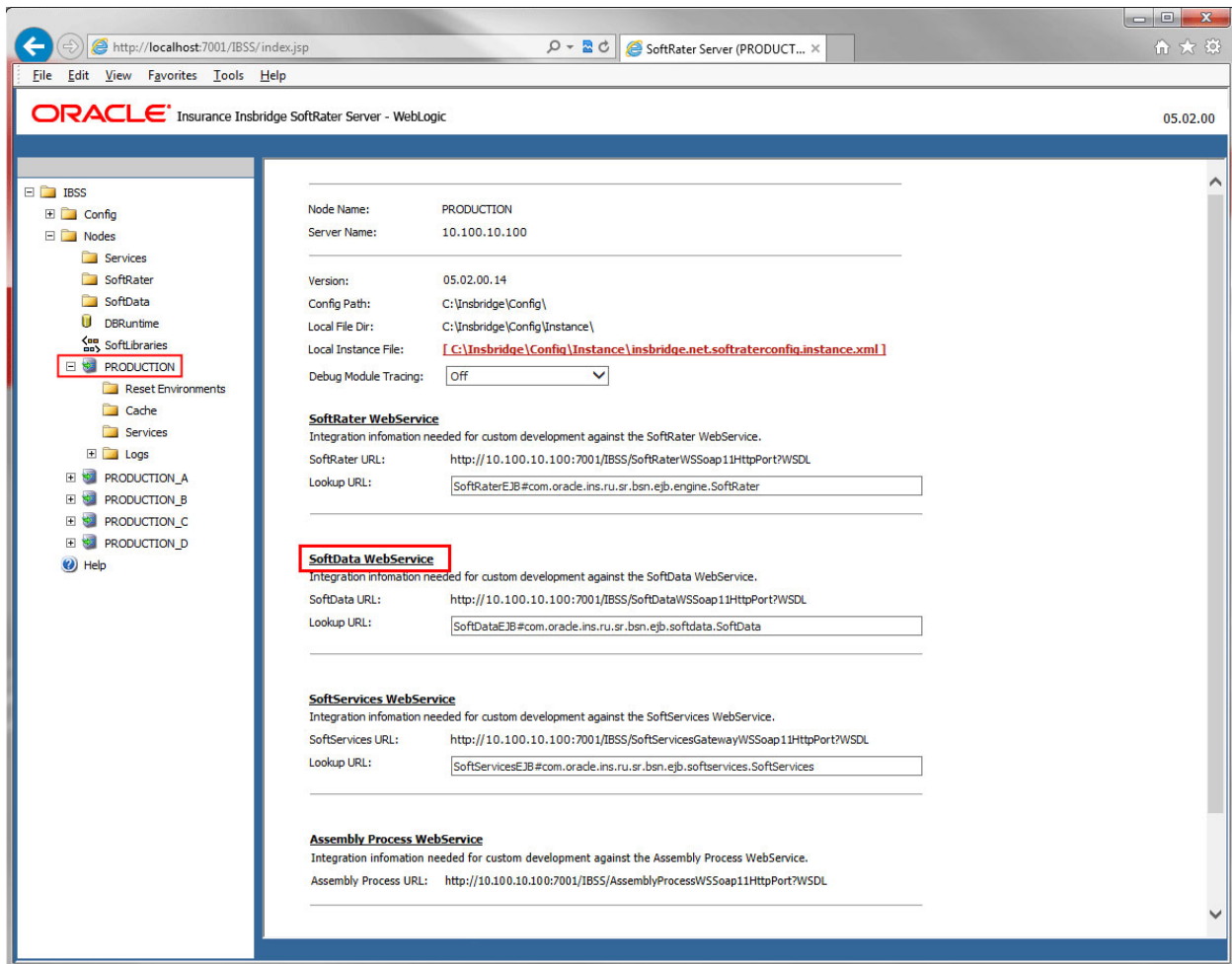


Figure 2 Location of SoftData WSDL in IBSS

Whether sample SoftDataProxy class is used or a new one is generated from the WSDL interface, the integrating application must call the (`setEndPoint`) method to set the target hosting URL for the SoftRater instance. The target hosting URL may vary according to platform.

2. **EJB** – Direct JNDI interfacing.

The EJB interfaces for creating service clients which are used to create SoftRater instances.

Typical JNDI Path – This value is difference for each platform:

WebSphere - `ejb/com/insbridge/softdata/SoftDataHome`
 WebLogic - `ejb.SoftDataEJBRemoteHome`
 JBoss - `IBSS/SoftDataEJB/local`

Target JAR – `SoftRaterEJB.jar` is a part of the `SoftRater.EAR` file* that you downloaded. It contains the following standard EJB 2.0 interface files.

- `SoftData` – Remote interface for Enterprise Bean
- `SoftDataBean` – Bean implementation class for Enterprise Bean
- `SoftDataHome` – Home interface for Enterprise Bean

*The `SoftRater.EAR` file depends upon your selected platform.

Interface Example:

```

package com.insbridge.softdata;

import java.rmi.RemoteException;

/**
 * Remote interface for Enterprise Bean: SoftRater
 */
public interface SoftData extends javax.ejb.EJBObject
{
    public String GetProgramVersionMapData (    final String XMLInput,
                                              final String TargetEnvironment
                                              boolean aAddRequestXML
    )

    throws RemoteException;

    public void ResetConfigInfo() throws RemoteException;

    public String getDefaultPath() throws RemoteException;

    public String getVersion() throws RemoteException;

    public String QueryAvailableEnvironments() throws RemoteException;
}

```

Arguments

The `SoftRater` engine rating arguments control the handling of XML data out of the system. For optimal performance use the following options, if possible, for your rating integration.

- `String XMLInput` – `InsbridgeData.XML` (Request) document containing the target data program data and lookup variables to be inquired against.
- `String TargetEnvironment` – (Optional) – Name of the `SoftRater` datasource environment to which the request should be processed against. If not provided the default will be obtained from the required target program data in the `InsbridgeData.XML` (Request).
- `aAddRequestXML` – adds the request XML to the results. True adds the request, false does not.

SUMMARY

- To request data from multiple program data sources you can include 1 – N number of program nodes in the <datarequest> node.
- To request data from multiple table variables you can include 1 – N mapping nodes in the <program> target node.
- All requests must have project_id, parent_id, and program_id.
- env_def can be left off. The environment selected from the drop down is used by default. If rating to any other environment an env_def is required. If rating using web services, an env_def is required.
- Operators for a global versioning report, if used, must in the same order as the program.
- The global versioning report requires the product_id on the tv node. An r element of zero (0) must also be included on the tv node. For example, r="0"
- Either the table variable identification number (i) or the variable name (ni) is required. When the table variable identification number (i) IS used, then the variable name (ni) is NOT required. When the table variable identification number (i) is NOT used, then the variable name (ni) IS required.
- Scope is required for Globals and Universals. If the scope is not included in the request, only local table variables are queried.
- The program version number (program_ver) is not required. If the program version number is not supplied, global versioning is used to determine the program version to be used.

Chapter 2

INSBRIDGE.XML DATA REQUEST FORMAT FOR 2.0

InsbridgeData.XML for SoftData has a slightly different format than previous SoftData versions. Since this format is run directly through SoftRater, the number of qualifiers is not required nor is a date mask. You can use either the table variable ID or the table variable name or both.

The program version can be left off. In the case that no global versioning is in place, the active version is used.

As with previous SoftData versions, more than one data request can be requested.

InsbridgeDataRequest.XML is the format in which requests are sent to SoftData. The table below outlines the nodes and attributes and whether or not they are required.

ELEMENT	DATA TYPE	DESCRIPTION	REQUIRED
<ibdoc>		Insbridge document namespace node. This is the requesting server, not the responding server.	Y
<request>		SoftRater namespace to indicate that request should be run through SoftRater.	Y
project_id	Long	The project identification number	Y
env_def	String	SoftRater Explorer environment identifier	N
<heading>		Heading target node.	Y
<datarequest>		Data request node	Y
<program>		Program target node	Y
parent_id	Long	Your company's subscriber ID	Y
program_id	Long	Program identification number.	Y
program_ver	Long	Program version number. If not specified, global versioning is used.	N
<tv>		Table lookup variable node	Y
i	Long	Lookup variable identification number. *If no variable identification number is provided, a name must be provided.	N*
ni	Any	Lookup variable name. *If no variable name is provided, a variable identification number must be provided. If the name of the table is provided for a global or universal a scope does not need to be provided.	N*

scope	Long	By default, the system assumes that the table is local. This is required for global tables. If the value is left off, the table is local. If the table is global or universal, that attribute must be set to zero (0) scope="0"	N
empty_qual	Long	Returns empty fields. The default is 0. 0=DO NOT return empty fields. 1=Return empty fields This is an optional field. The number returned is the actual number of qualifiers in the table.	N
sv	String	Sort values either ascending or descending. Specify the value column that is to be used for sorting. Enter how the sort is to be done; Ascending = 0 and Descending = 1. The entries are separated by a vertical bar (). For example sv= "2 1"	N
dv	Long	Default value. 1=returns a default value, 0=no default value. The default is for no default value. This option is helpful when you want to verify the rows returned.	N
p	Long	Lookup variable data row position to start querying new data from	N
c	Long	Lookup variable total count of data rows to be returned	N
fq	String	Returns a list of qualifiers filtered by the string value. Use commas to separate, (1,5,7)	N
		For Use in Global Versioning ONLY	
product_id	Long	The product identification number is only needed when using global versioning for the program.	N
i	Long	For global versioning, a lookup variable identification number of zero (0) must be used. For example i="0"	N
r	Short	Lookup variable revision number. Used in global versioning only. Must be set to zero (0). For example, r="0" The attribute is not required in non-global versioning calls and is ignored if sent down.	N
<q>		Lookup variable qualification node	N
i	Long	Qualifier query column number	Y
v	Any	Qualifier query value	Y
g	Long	Indicates a grouping is needed. 1=grouping is needed. This can be placed on any qualifiers of the same data type for regular table variables. If grouping has been added to a data source, this entry is not required.	N
<or>		Or Condition statement for qualifiers	N
v	Any	The query value to be used.	N

Figure 3 InsbridgeDataRequest.XML Table

Overriding Q Node Attributes

On the <q> node, two attributes can override the default values found on the table or data source.

<q>		Lookup variable qualification node	N
o	String	<p>Qualifier operation selection</p> <p>For SoftData calls, the o attribute is not required. The operation selection found on the table can be overridden.</p> <p>For example, if there is a table where a qualifier is equal to 6 and now values that are 6 or greater need to be returned, a new operator can be used. Place an o attribute on the <q> node where o="&gt;=" to override the equal selection found on the table. This returns values where the qualifier is greater than or equal to 6.</p> <p>Only valid qualifier operators can be used.</p>	N
g	Long	<p>Indicates a grouping is needed. 1=grouping is needed.</p> <p>If grouping has been added to a data source, the grouping can be overridden by changing the grouping to zero (0). This shuts off grouping.</p> <p>Overrides can be added to data sources only.</p> <p>If grouping is not needed on a regular table variable, remove the g attribute on the <q> node.</p>	N

- Valid Qualifier Operators are entered as follows.

=	Equals
<	Less than
>	Greater than
<=	Less than or equal to
>=	Greater than or equal to
<>	Not equal to

Sample Request for Local Table Variable

Example of a local variable, using the ID number, being sorted by column number 4 in ascending order:

```
<ibdoc>
  <request project_id="3" env_def="IBSR_DB2">
    <heading>
      <datarequest>
        <program parent_id="8659" program_id="51" program_ver="2">
          <tv i="59" sv="4 | 1" >
            <q i="4" v="CA" />
          </tv>
        </program>
      </datarequest>
    </heading>
  </request>
</ibdoc>
```

Sample Request for Global Table Variable

Example of a request by name of a linked global linked variable:

```
<ibdoc>
  <request project_id="1" env_def="IBSR_ORC">
    <heading>
      <datarequest>
        <program parent_id="8659" program_id="465" program_ver="1">
          <tv ni="BI_Limit_per_Occurrence" scope="0" />
          <tv ni="BI_Limit_Factor" scope="0" >
            <q i="1" v="75287" />
            <q i="2" v="Dallas" />
          </tv>
        </program>
      </datarequest>
    </heading>
  </request>
</ibdoc>
```

Sample for Universal Table Variable

Example of a request of a universal variable with empty qualifiers being returned:

```
<ibdoc>
  <request project_id="3">
    <heading>
      <datarequest>
        <program parent_id="8659" program_id="32">
          <tv i="43" scope="0" empty_qual="1">
            <q i="2" v="75287"/>
          </tv>
        </program>
      </datarequest>
    </heading>
  </request>
```


</ibdoc>

Sample Request for Local Table Variable Returning the Entire Table

Example of a local variable, using the ID number, being sorted by column number 4 in ascending order:

```
<ibdoc>
  <request project_id="3" env_def="IBSR_DB2">
    <heading>
      <datarequest>
        <program parent_id="8659" program_id="51" program_ver="2">
          <tv i="59" sv="4 | 1" >
            </tv>
          </program>
        </datarequest>
      </heading>
    </request>
  </ibdoc>
```

By removing the <q> node, the entire table will be returned.

Grouping

Grouping indicates that the qualifier fields are related and may be entered in any order. Grouping the qualifiers together reduces redundant table rows and makes tables easier to manage. Grouping allows users to perform SoftData table lookups similar to a SQL "AND" command.

For example, in a table with 5 criteria columns, the first three columns may be from the same value type/source, but not in a specific order. That is - the range values may be the same -- A and B and C -- but not in a specific order -- B and A and C, C and A and B, etc. ... but the result is always the same, regardless of the order of the first three criteria values.

To access the specified columns as a group of data, reduce redundancy and more easily manage table data, grouping can be added. Grouping indicates that the fields can be entered in any order. In the lower example, the table data would effectively be reduced from 12 rows to 2 rows (group "A and B and C" and group "X and Y and Z").

Criterion1	Criterion2	Criterion3	Criterion4	Criterion5	Result1	Result2
String	String	String	Integer	Integer	String	String
A	B	C	1	2	No	Yes
A	C	B	1	2	No	Yes
B	A	C	1	2	No	Yes
B	C	A	1	2	No	Yes
C	A	B	1	2	No	Yes
C	B	A	1	2	No	Yes
X	Y	Z	8	9	Yes	Yes
X	Z	Y	8	9	Yes	Yes
Y	X	Z	8	9	Yes	Yes
Y	Z	X	8	9	Yes	Yes
Z	X	Y	8	9	Yes	Yes
Z	Y	X	8	9	Yes	Yes

Figure 4 Standard Criteria

When grouping is applied, the table can be reduced.

Criterion1	Criterion2	Criterion3	Criterion4	Criterion5	Result1	Result2
String	String	String	Integer	Integer	String	String
GROUP						
A	B	C	1	2	No	Yes
X	Y	Z	8	9	Yes	Yes

Figure 5 Grouped Criteria

Grouped columns must be of the same data type. The row grouped columns values will be sorted in alpha-numeric order' - numbers then alpha characters, ascending from left to right.

At runtime the engine will sort the criteria and then perform the table lookup.

When table data is brought into SoftData it is sorted. The sort order is defined by the data type. Data type string is alphabetized, data type decimal is put in numerical order, data type integer is put in numerical order and data type date is in ascending order. All string, decimal and integer data is also in ascending order. The grouping attribute indicates that the qualifiers assigned to group should be placed in order as well. If grouping is on the data source, then the grouping attribute can be used. 1 is on, 0 is off.

Grouping must be exclusive of criteria which are defined as "Interpolate" and/or "Wildcard".

Example of a request for a global variable with 5 criteria using grouping:

```
<ibdoc>
  <request project_id="5" env_def="RM">
    <heading>
      <datarequest>
        <program parent_id="8659" program_id="212" program_ver="1">
          <tv i="38" scope="0">
            <q i="1" v="Texas" g="1"/>
            <q i="2" v="California" " g="1"/>
            <q i="3" v="1000"/>
            <q i="4" v="2017-01-01"/>
            <q i="5" v="New York" g="1"/>
          </tv>
        </program>
      </datarequest>
    </heading>
  </request>
</ibdoc>
```

Figure 6 Example Insbridge Data Request.XML with Grouping

Default Value

The default of the table is not stored in the table; it is stored in the runtime object of the program. In the event that you send down a request and no rows are returned, if default attribute is set to 1, the default value is returned. If the default value of the attribute is set to 0, no rows will contain the default value.

Example of a request for a local variable to return the default value:

```
<ibdoc>
  <request project_id="1" env_def="RM">
    <heading>
      <datarequest>
        <program parent_id="8659" program_id="91" program_ver="4">
          <tv i="10" ni="Criminal Count" dv="1"/>
          <q i="1" v="5"/>
        </tv>
      </program>
    </datarequest>
  </heading>
</request>
</ibdoc>
```

Figure 7 Example Insbridge Data Request.XML with Default Value

OR Condition on Qualifiers

An OR condition can be placed on qualifiers. This allows for the qualifier to accept more than one value. For example, if you have a table variable where the value of the 5th criteria could be 1, 2 or 3, you could add an OR condition to the qualifier that would allow any one of the values to pass.

The values must be included in the <or v> attribute with an end </q>. This shows the value were v is one of the values listed. The operator is for all values.

Example of a local variable sorted by table value column 1, returning empty qualifiers and using the OR condition:

```
<ibdoc>
  <request project_id="2" env_def="rm">
    <heading>
      <datarequest>
        <program parent_id="8659" program_id="62" program_ver="2" >
          <tv i="30" empty_qual="1" sv="1">
            <q i="1" v="ABC"/>
            <q i="2" v="12/31/2017"/>
            <q i="3" v="123"/>
            <q i="4" v="1.1"/>
            <q i="5" v="469">
              <or v="470"/>
              <or v="471"/>
            </q>
            <q i="6" v="YES"/>
          </tv>
        </program>
      </datarequest>
    </heading>
  </request>
</ibdoc>
```

Figure 8 Example Insbridge Data Request.XML with OR Condition

Sorting Results

In previous releases, SoftData results could not be sorted in ascending or descending order. This meant that when SoftData results populated outside application lists for example, the results may have been presented to users in a way that forced them to scroll for the option they wanted. In addition to being inconvenient, it could slow down application completion time and is counter intuitive to how most users select options.

Sorting allows for SoftData results to be returned in either ascending or descending order by the table variable value that you select. For example, if you have linked table variable with BI, PD, Comp, and Coll, columns, you can have SoftData results returned by any one of those column values in ascending or descending order.

Sorting cannot be done on criteria.

Select	Row #	BI Territory Factor	PD Territory Factor	Comp Territory Factor	Coll Territory Factor	Territory Code
<input type="checkbox"/>	1	1.49	1.59	1.11	1.06	2
<input type="checkbox"/>	2	1.57	1.6	1.5	1.09	3
<input type="checkbox"/>	3	1.52	1.59	1.54	1.13	4
<input type="checkbox"/>	4	1.6	1.6	1.7	1.09	5
<input type="checkbox"/>	5	1.41	1.49	1.51	1.28	6

Figure 9 Sorting Table Data

To sort, an sv attribute must be added to the m node. The sv attribute is where you specify the column that is to be used for sorting.

Format for the sv attribute is: column # | ascending or descending

- Column # is the column as presented on the Edit Data screen. In Figure 3, if sorting was to be done by PD Territory Factor, a column number of 2 would be used.
- How the sort is to be done. Ascending = 0 and Descending = 1 The default is ascending. This value can be left off if the sort is ascending.

The entries are separated by a vertical bar (|).

For example: sv="2 | 1"

This would sort the listing by column 2, PD Territory Factor in descending order.

Sort and paging are mutually exclusive. Sorting can only be done on one column.

The sorting attribute should be used alone. There may be conflicts with other attributes

SoftData Version 2 Sorting Example

Example of sorting by column number 2, PD Territory Factor using SoftData format 5.0.

```
<ibdoc>
  <request project_id="3" env_def="RM">
    <heading>
```

```

<datarequest>
  <program parent_id="8659" program_id="623458646" program_ver="7">
    <tv i="52" scope="0" sv="2 | 0" >
      <q i="1" v="4"/>
    </tv>
  </program>
</datarequest>
</heading>
</request>
</ibdoc>

```

Global Versioning for the Program

To obtain the global versioning for the program, the program node requires that the id be set to the program XML id found in RateManager and version attribute be set to zero (0). On the table lookup node, the identification node must be set to zero (0) and the product ID must be included.

Operators for global versioning report must in the same order as the program. For example, if your program uses the effective date to determine what program version should be run and the date values are listed as less than (q1) and greater than (q2). You need to list those values in the request as less than first and greater than second.

```

<ibdoc>
  <request project_id="3" env_def="RM">
    <heading>
      <datarequest>
        <program parent_id="8659" program_id="62" program_ver="1">
          <tv i="0" r="0" product_id="1">
            </tv>
        </program>
      </datarequest>
    </heading>
  </request>
</ibdoc>

```

Figure 10 Example Insbridge Data Request.XML For a Global Versioning Report

Environments

If submitting via web services, an environment must be specified in the request.

If using the IBSS SoftData tester, the environment must be selected from the drop down node option. An environment can be specified in the request. If an environment is specified, the environment selected in the dropdown is not used. If no environment is selected an error message is presented.

INSBRIDGE DATA.XML RESULT FORMAT FOR 2.0

InsbridgeDataResults.XML is the format that results are received in from a data request. The table below shows the information returned.

ELEMENT	DATA TYPE	DESCRIPTION	ADDITIONAL INFORMATION
<ibdoc>		Insbridge document namespace node. This is the requesting server, not the responding server.	
<result>		Result node	
project_id	Long	The project identification number	
env_def	String	SoftRater Explorer Environment Identifier	
gen_date	Datetime	Document creation time stamp	
ibdoc_version	Long	The ibdoc version used	
engine_type	String	The application server type used	
site_location	String	The name of the physical server	
site_instance	String	The name of the instance used	
<dataresult>		Data result node	
<program>		Program selected node	
parent_id	Long	Your company's subscriber ID	
program_id	Long	Program identification number	
program_ver	Long	Program version number	
package_date	Datetime	Date of package creation	
region_format	Long	The local used	
status	Long	Pass or Fail status	
from_cache	Long	Package in cache	
<tv>		Table lookup variable node	One node is returned for each corresponding node in the data request
i	Long	Lookup variable identification	
r	Short	Lookup variable identification revision number	

product_id	Long	The product identification number	
p	Long	Last data item row position retrieved	
c	Long	Lookup variable total count of data nodes returned	
ni	Any	Lookup variable name from the input	
l	Boolean	Lookup variable flag indicating if the result contains linked results	
status	Long	Pass or Fail status	
<d>		Data node	One node is returned for each row returned
p	Long	Data row position indicator	
<v>	Any	Value node (Multiple are returned for linked table variables)	One node is returned for each variable
<q>	Any	Lookup variable qualification node	One node is returned for each qualifier
<stats>		Data result node	
start_time	Datetime	The start time	
stop_time	Datetime	The stop time	
running_time	Datetime	The run time	
xml_walking	Datetime	The time span it takes to process the XML file. The engine has to process the file from top to bottom before the rating process can start.	

Figure 11 InsbridgeDataResults.XML

An example data result is shown below.

Example

```
<ibdoc>
  <result project_id="1" env_def="SR_win" gen_date="2016-06-16 1:25:28 PM"
  lbdoc_version="3.1" engine_type="weblogic" site_location="IBSS_WL" site_instance="DEV">
    <dataresult>
      <program parent_id="8659" program_id="35" program_ver="2" package_date="2016-04-
      10T13:02:00 region_format="en-US" status="PASS" from_cache="true">
        <tv i="10" r="2" ni="BI_Limit_per_Occurrence" l="true" status="PASS">
          <d p="1">
```



```

        <v>100/200</v>
        <v>Our_Standard_Limit</v>
        <v>L100</v>
        <q>100</q>
    </d>
    <d p="2">
        <v>300/400</v>
        <v>Optional_Limit</v>
        <v>L200</v>
        <q>200</q>
    </d>
    <d p="3">
        <v>200/300</v>
        <v>Highest_Limit</v>
        <v>L300</v>
        <q>300</q>
    </d>
</tv>
<tv i="10" r="2" ni="BI_Limit_Factor" l="true" status="PASS">
    <d p="1">
        <v>0.001</v>
        <q>75025</q>
        <q>Plano</q>
        <q>Collin</q>
        <q>Texas</q>
    </d>
    <d p="2">
        <v>0.235</v>
        <q>75025</q>
        <q>Plano</q>
        <q>Collin</q>
        <q>Texas</q>
    </d>
    <d p="3">
        <v>0.906</v>
        <q>75025</q>
        <q>Plano</q>
        <q>Collin</q>
        <q>Texas</q>
    </d>
</tv>
</program>
</dataresult>
<stats>
<start_time>2016-06-18 06:08:26:0166 PM</start_time>
<stop_time>2016-06-18 06:08:26:0213 PM</stop_time>
<running_time>47</running_time>
<xml_walking>47</xml_walking>
</stats>
</result>
</ibdoc>

```

Figure 12 Example InsbridgeDataResults.XML

Table Variable Report: BI_Limit_Factor - Windows Internet Explorer

Table Variable Report

Program Name: AUTO GLOBAL
 Variable Revision: 1
 Variable Request ID: 10
 Working Category: Vehicle

Limit: 500 Data Rows

Variables					CRITERIA				
BI Limit Factor	BI Coverage Type	BI Limit Code	BI Limit Per Occurrence	BI Limit Per Accident Occurrence	ZIPCode	City	County	State	
type: Decimal	type: String	type: String	type: String	type: String	type: Integer	type: String	type: String	type: String	
default: 1.0	default: Our_Standard_Limit	default: L100	default: 100/200	condition: [=]	condition: [=]	condition: [=]	condition: [=]	condition: [=]	
1	0.001	Our_Standard_Limit	L100	100/200	100	75025	Plano	Collin	Texas
2	0.235	Optional_Limit	L200	300/400	200	75025	Plano	Collin	Texas
3	0.906	Highest_Limit	L300	200/300	300	75025	Plano	Collin	Texas
4	0.012	Our_Standard_Limit	L100	100/200	100	75013	Allen	Collin	Texas
5	0.445	Optional_Limit	L200	300/400	200	75013	Allen	Collin	Texas
6	1.236	Highest_Limit	L300	200/300	300	75013	Allen	Collin	Texas
7	0.081	Our_Standard_Limit	L100	100/200	100	75023	Plano	Collin	Texas
8	0.245	Optional_Limit	L200	300/400	200	75023	Plano	Collin	Texas
9	0.905	Highest_Limit	L300	200/300	300	75023	Plano	Collin	Texas
10	0.081	Our_Standard_Limit	L100	100/200	100	75024	Plano	Collin	Texas
11	0.245	Optional_Limit	L200	300/400	200	75024	Plano	Collin	Texas
12	0.904	Highest_Limit	L300	200/300	300	75024	Plano	Collin	Texas
13	0.055	Our_Standard_Limit	L100	100/200	100	75035	Frisco	Collin	Texas
14	0.212	Optional_Limit	L200	300/400	200	75035	Frisco	Collin	Texas
15	0.908	Highest_Limit	L300	200/300	300	75035	Frisco	Collin	Texas
16	0.071	Our_Standard_Limit	L100	100/200	100	75074	Plano	Collin	Texas
17	0.231	Optional_Limit	L200	300/400	200	75074	Plano	Collin	Texas
18	0.937	Highest_Limit	L300	200/300	300	75074	Plano	Collin	Texas
19	0.061	Our_Standard_Limit	L100	100/200	100	75075	Plano	Collin	Texas
20	0.239	Optional_Limit	L200	300/400	200	75075	Plano	Collin	Texas
21	0.948	Highest_Limit	L300	200/300	300	75075	Plano	Collin	Texas

Print Close

Figure 13 Table Variable Report on Queried Table

SUMMARY

- For each target program node there is one selected program node supplied in the <dataresults> node. Each <program> contains all queried table variables and data for that program.
- Table lookup variable nodes with the linked variable flag l=true contain 1 – N value nodes <v> for each data <d> row node returned. The values in the <v> nodes are assigned respective to the order determined during variable setup in (RateManager – Linked/Table Variables) and listed in the Insbridge Published Program Summary Report.

CONTACTING SUPPORT

If you need assistance with an Oracle Insurance Insbridge Enterprise Rating System product, please log a Service Request using My Oracle Support at <https://support.oracle.com/>.

Oracle customers have access to electronic support through My Oracle Support. For information, visit <http://www.oracle.com/pls/topic/lookup?ctx=acc&id=info> or visit <http://www.oracle.com/pls/topic/lookup?ctx=acc&id=trs> if you are hearing impaired.

Address any additional inquiries to:

Oracle Corporation
World Headquarters
500 Oracle Parkway
Redwood Shores, CA 94065
U.S.A.

Worldwide Inquiries:
Phone: +1.650.506.7000
Fax: +1.650.506.7200
oracle.com

INDEX

<

- <d>
 - Requirements Table, 23
- <datarequest>
 - Requirements Table, 12
- <dataresult>
 - Requirements Table, 22, 23
- <dataresult> Node, 25
- <ibdoc>
 - Requirements Table, 12, 22
- <m>
 - Requirements Table, 12, 22
- <program>
 - Requirements Table, 12, 22
- <program> Node, 25
- <q>
 - Requirements Table, 13, 14, 23
- <v>
 - Requirements Table, 23

A

- Attribute
 - Requirements Table, 12

D

- Data Request, 7
- Data Results, 7
- Default
 - Environment, 21

E

- Edition Notice, 2
- Environmnets, 21
- Example
 - Global Versioning, 21
 - Local Request, 18
 - Result, 23
 - SoftData, 7

F

- Format
 - Results Recieved from Data Request, 22

G

- Global Versioning, 21

I

- Information Returned
 - Requirements Table, 22
- InsbridgeDataResult.XML, 22

L

- Local Data Request, 12

N

- Nodes
 - Requirements Table, 12

O

- Overview
 - SoftData, 7

P

- Program Node
 - Target, 25

Q

- Qualifier Operators
 - Valid, 14
- Queried Table Variables, 25

R

- Request
 - Local, 12
- Requesting Data
 - Multiple Program Data Sources, 11
 - Multiple Table Variables, 11
- Requirements Table
 - Results Returned, 22

S

- SoftData
 - Example, 7
 - Overview, 7
- SoftData Definition, iv
- Support, 26

T

- Table Lookup Variable Nodes, 25
- Table Variable Node Items, 7

V

Variable Flag
True, 25